



Budget In Brief

Fiscal Year 2020-2021

Office of Management & Budget



Budget Information for the Public

Fiscal Year 2020-21
 Begins: October 1, 2020
 Ends: September 30, 2021

Full copies of current and past budget books are available at www.colliercountyfl.gov/omb
 For more information contact:



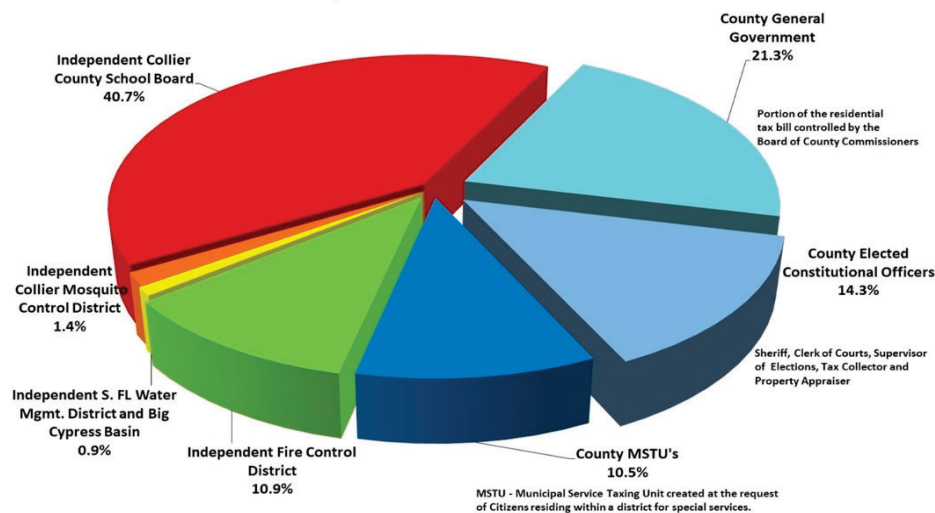
Office of Management & Budget Division
 3299 Tamiami Trail E., Suite 201
 Naples, FL 34112-5746
 Phone: 239.252.8973
 Fax: 239.252.8828



A Typical Unincorporated Residential Tax Bill Per \$100,000 Taxable Value (Ad Valorem Tax Levies)

Taxing Authority	Millage Rate	Assessed Tax
County Government (County-wide)	3.5938	\$359.38
School Board	5.0160	\$501.60
SFWMD/BCBB	0.2255	\$22.55
Mosquito Control	0.1662	\$16.62
Independent Fire Control District	1.3369	\$133.69
County MSTU's	1.7953	\$179.53
Total Ad Valorem Taxes	12.1337	\$1,213.37

Breakdown of Typical FY 2021 Unincorporated Area Residential Tax Bill



Only about 35.6% of a Collier County Resident's tax bill pays for County Government including Constitutional Officer Services. Municipal Service Taxing Units exist in various locations and are intended to provide extra-ordinary services within a specific district funded by a separate ad valorem property tax. Other separate independent taxing authorities such as the School District of Collier County, South Florida Water Management District/Big Cypress Basin (SFWMD/BCBB) and Independent Fire Districts make up the remainder.

DID YOU KNOW?

Collier County has received the Government Finance Officers Association (GFOA) Distinguished Budget Presentation Award for the past 34 years.

For detailed budget information and various presentations, please go to <http://www.colliergov.net/index.aspx?page=111>

BUDGET HIGHLIGHTS Fiscal Year 2020-2021

The Board of County Commissioners continued to set rigorous and conservative budget guidance for FY2021 which included a millage neutral General Fund tax rate – the same tax rate as last year and for that matter since FY2010. The Unincorporated Area General Fund millage rate is maintained at \$.8069 and this rate allows for continuation of the median landscape program which has transitioned to median maintenance due to escalating costs. The following FY2021 Budget highlights are noteworthy:

- Ad Valorem taxes represent 27% of net budget and 70% of General Fund revenues.
- General Fund millage rate set at \$3.5645 per \$1,000 of taxable value; Sheriff represents 42% of the General Fund millage rate or \$1.4949 per \$1,000 of taxable value.
- Maintained the County's exemplary investment quality credit rating among all three major rating agencies.
- Expenditures for Health, Safety and Welfare as well as Mandates comprise 71% of General Fund appropriations.
- Dollars appropriated for the greater of a 2% or \$1,200 employee compensation adjustment to remain competitive in the labor market and reward employees for their continued commitment, service and loyalty to the organization.
- Principal debt and annual debt service are fully funded and policy compliant; new debt is never programmed within the adopted budget.
- Unaudited total general governmental and enterprise principal debt outstanding in FY21 totals \$514M; current debt to bondable revenue ratio is 6.6%. Additional annual general governmental debt service bonding capacity totals 33M resulting in the potential to issue \$500M in new long-term bonds before reaching the self-imposed 13% debt to bondable revenue ceiling.
- Increased general governmental capital transfers by \$9.1 million over FY20, including an additional \$2 million for storm-water maintenance and capital; set aside dollars for a new sheriff's helicopter; CM agency and Constitutional facility relocation; medical examiner relocation and expansion; senior center repairs and; planning costs connected with development of the former Golden Gate Golf Course.
- County continues long standing commitment to school safety which was augmented by the state school safety mandate by allocating an additional \$3 million toward placing a sworn deputy in every public and charter school; school district passes along to the County dollars received by the state net of their administrative costs.

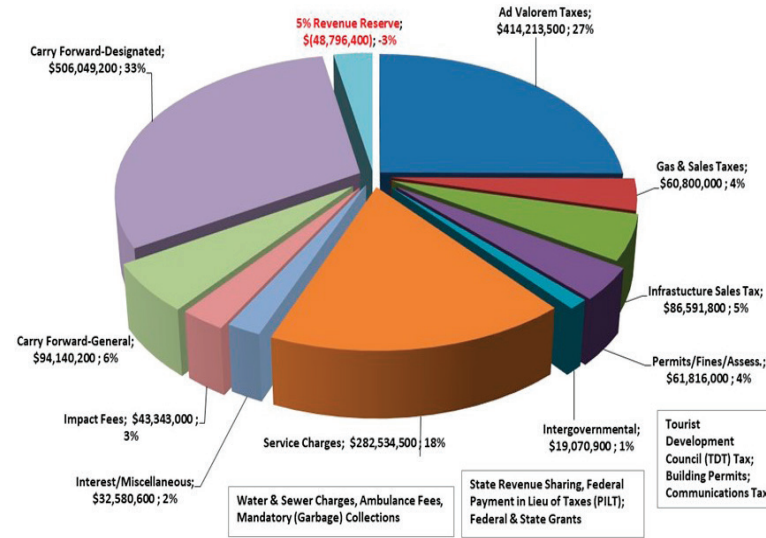
COLLIER COUNTY BOARD OF COUNTY COMMISSIONERS BUDGET IN BRIEF FY 2020-2021

Net Adopted Budget = \$1.552B

FY21 Net Adopted Budget

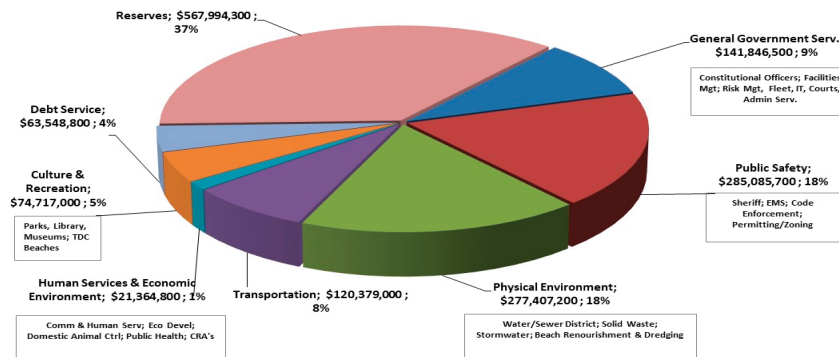
An overview of the sources and uses of money

Where the Money Comes From



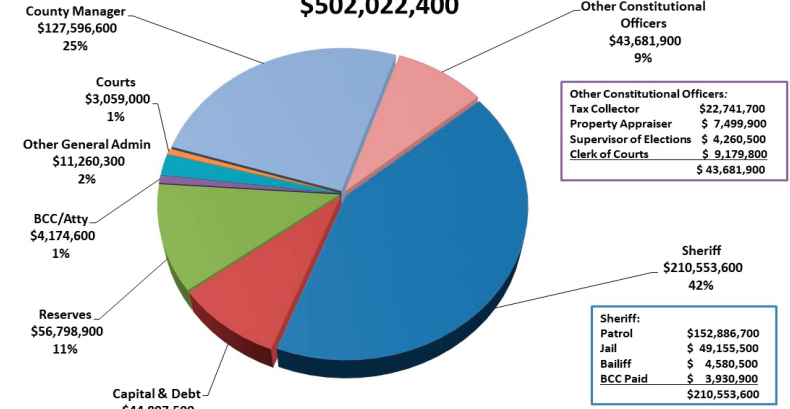
Health and safety remain the largest expenditure category and include services such as Sheriff Operations, Emergency Medical Services, Court System Operations and the Public Health Services.

Where the Money Goes



The General Fund - the largest operating fund which pays for services that affect those who live in and visit Collier County - totals \$502M.

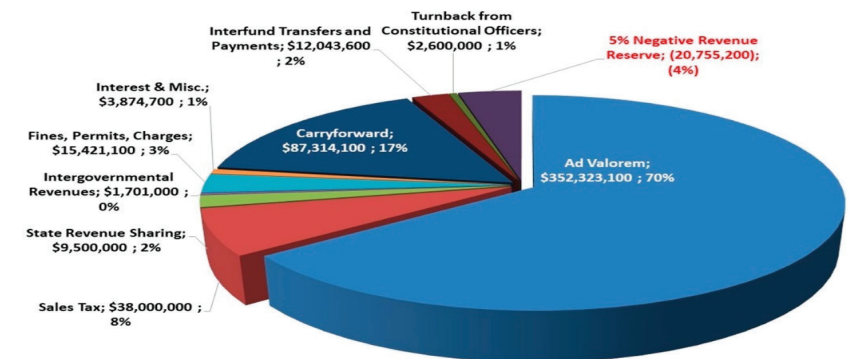
FY 2021 General Fund (001) Budget \$502,022,400



The General Government category pays for those services benefiting residents and visitors of Collier County. These services include maintenance and operation of the various regional recreational facilities; governmental facilities; social services; animal services; libraries; transportation system and general administrative services.

The largest source of revenue for the General Fund is Ad Valorem – or property tax revenue.

FY 2021 General Fund (001) Revenue Sources



Taxable values increased county-wide 6.08%, representing the ninth consecutive year of tax base growth. Any impact upon taxable value from the Covid-19 pandemic will likely be minimal. Median home prices have consistently reached the mid \$400,000 value, new home sales activity and pricing remain strong. Due to the impacts of travel bans and various state stay at home orders related to the Covid-19 pandemic, Collier County experienced a decrease of 26% in tourism visitation from January to July 2020, over the same 2019 period. The County's strong destination infrastructure and pristine location should aid in a quick tourism visitation and related tourist tax recovery. All permitting, and inspection activity remains stable - and the County's unemployment rate continues to decline as the country re-opens. While the regional economy continues to slowly re-open, senior leadership regularly evaluates all economic indicators to structure the budget with a great deal of flexibility to address any negative economic impacts on general governmental and enterprise revenue streams.