

RESOLUTION NO. 2018- 129

A RESOLUTION OF THE BOARD OF COUNTY COMMISSIONERS OF COLLIER COUNTY, FLORIDA, AS THE GOVERNING BODY OF COLLIER COUNTY AND EX OFFICIO THE GOVERNING BOARD OF THE COLLIER COUNTY WATER SEWER DISTRICT, REPEALING AND REPLACING SCHEDULES ONE, TWO, THREE, FOUR AND FIVE OF APPENDIX A TO SECTION FOUR OF COLLIER COUNTY ORDINANCE NO. 2001-73, AS AMENDED, TITLED THE COLLIER COUNTY WATER-SEWER DISTRICT UNIFORM BILLING, OPERATING AND REGULATORY STANDARDS ORDINANCE; AMENDING PROPOSED RATES FOR WATER, WASTEWATER, IRRIGATION QUALITY WATER; FIRE PROTECTION CHARGES AND MISCELLANEOUS SERVICES; WITH EFFECTIVE DATES OF OCTOBER 1, 2018, OCTOBER 1, 2019, AND OCTOBER 1, 2020.

WHEREAS, Collier County uses water and sewer user rates to recover system operation, maintenance, renewal, enhancement, replacement and debt service costs from system users within the boundaries of the Collier County Water-Sewer District (District); and

WHEREAS, Collier County has retained Public Resources Management Group, Inc., (Consultant) to review the existing water and sewer user rates and to recommend appropriate changes to those rates - the Consultant has recommended an increase of 2.8 percent effective October 1, 2018; 2.9 percent effective October 1, 2019; and, 2.9 percent effective October 1, 2020, for Fiscal Years 2019, 2020, and 2021, respectively; and

WHEREAS, Collier County has retained the Consultant to review the existing Irrigation Quality (IQ) water user rates and to recommend appropriate changes to those rates - the Consultant has recommended an increase of 2.8 percent effective October 1, 2018; 9 percent effective October 1, 2019; and, 9 percent effective October 1, 2020, for Fiscal Years 2019, 2020, and 2021, respectively; and

WHEREAS, Collier County has retained the Consultant to review the existing miscellaneous service charges and to recommend appropriate changes to those rates - the Consultant has recommended changes to reflect actual current labor, material and equipment cost recovery effective October 1, 2018; and

WHEREAS, staff has thoroughly reviewed the Consultant's findings and recommendations and concurs with the recommended changes for water and sewer rates; and

WHEREAS, the Consultant has recommended price indexing rate adjustment in the mid-cycle years when there is no rate study by applying 100 percent of the percentage change in the Miami-Fort Lauderdale Consumer Price Index (CPI) for all urban consumers as reported by the Bureau of Labor Statistics from January 1 through December 31 of the previous calendar year to

the monthly service base and volumetric charges, but not less than 0 percent. For the price indexing rate adjustment to become effective, the Board of County Commissioners would approve such rate adjustment as part of the budget policy and any change would be subject to final budget approval; and

WHEREAS, the Board of County Commissioners finds that it is in the interest of the health, safety and welfare of the customers of the District to accept the recommendations of the Consultant and from staff.

NOW, THEREFORE, BE IT RESOLVED BY THE BOARD OF COUNTY COMMISSIONERS OF COLLIER COUNTY, FLORIDA, AS THE GOVERNING BODY OF COLLIER COUNTY AND EX OFFICIO THE GOVERNING BOARD OF THE COLLIER COUNTY WATER SEWER DISTRICT, that:

The Board of County Commissioners, after an advertised public hearing,


1. Accepts the Consultant and staff's recommendation for updated District-wide Water and Wastewater rates, Irrigation Quality Water rates, and Fire Protection charges. Accordingly, the Board hereby approves the attached Schedules One and Two to Appendix A of Ordinance No. 2001-73, as amended, titled the Collier County Water-Sewer District Uniform Billing, Operating and Regulatory Standards Ordinance, which replaces the current Schedules One and Two, which are hereby repealed. These revised rates for the attached Schedules One and Two will take effect at 12:01 a.m. Monday, October 1, 2018, for Fiscal Year 2019; at 12:01 a.m. Tuesday, October 1, 2019, for Fiscal Year 2020; at 12:01 a.m. Thursday, October 1, 2020, for Fiscal Year 2021.

2. Accepts the Consultant and staff's recommendation for updated District-wide miscellaneous charges. Accordingly, the Board hereby approves the attached Schedules Three, Four and Five to Appendix A of Ordinance No. 2001-73, as amended, titled the Collier County Water-Sewer District Uniform Billing, Operating and Regulatory Standards Ordinance, which replaces the current Schedules Three, Four and Five, which are hereby repealed. These revised rates for the attached Schedules Three, Four and Five will take effect at 12:01 a.m. Monday, October 1, 2018, for Fiscal Year 2019; and remain in effect unless otherwise changed by further rate studies.


3. Proclaims the price indexing rate adjustment in the mid-cycle years when there is no rate study by applying 100 percent of the percentage change in the Miami-Fort Lauderdale Consumer Price Index (CPI) for all urban consumers as reported by the Bureau of Labor statistics from January 1 through December 31 of the previous calendar year, to the monthly service base and volumetric charges, but no less than 0 percent. This indexing rate adjustment will go into effect on October 1 of each mid-cycle year when there is no rate study. For the price indexing rate adjustment to become effective, the Board of County Commissioners would approve such rate adjustment as part of the budget policy and any changes would be subject to final budget approval.

THIS RESOLUTION ADOPTED after motion, second, and majority vote favoring adoption this 10th day of July, 2018.


ATTEST:
CRYSTAL K. KINZEL, INTERIM CLERK

By: 
Deputy Clerk
Attest as to Chairman's signature only.

BOARD OF COUNTY COMMISSIONERS
OF COLLIER COUNTY, FLORIDA, AS
THE GOVERNING BODY OF COLLIER
COUNTY AND AS EX OFFICIO THE
GOVERNING BOARD OF THE COLLIER
COUNTY WATER SEWER DISTRICT

By: 
Andy Solis, Chairman

Approval as to form and legality:


Jeffrey A. Klatzkow, County Attorney

**PUBLIC UTILITIES DIVISION
COLLIER COUNTY WATER-SEWER DISTRICT
UNIFORM BILLING, OPERATING AND REGULATORY STANDARDS ORDINANCE
APPENDIX A - FEES, RATES AND CHARGES
SCHEDULE 1 - DISTRICT-WIDE WATER AND WASTEWATER RATES Page 1 of 3**

1. WATER

	Existing Monthly Rates [1]	Proposed Monthly Rates [2]		
	Effective October 1, 2017	Effective October 1, 2018	Effective October 1, 2019	Effective October 1, 2020
WATER SERVICE BASE CHARGES (Residential, Multifamily, Commercial, and Irrigation Only)				
<u>Meter Size</u>				
5/8"	\$21.80	\$22.41	\$23.06	\$23.73
3/4"	21.80	22.41	23.06	23.73
1"	48.13	35.27	36.34	37.38
1-1/4"	60.95	45.44	46.85	48.18
1-1/2"	91.76	67.13	69.25	71.20
2"	144.04	105.52	108.90	111.94
3"	266.26	291.14	300.61	308.94
4"	440.78	642.98	664.00	682.36
6"	877.07	1,282.95	1,324.96	1,361.56
8"	1,400.60	2,242.70	2,316.22	2,380.17
10"	2,534.90	4,062.20	4,195.43	4,311.23
12"	3,423.75	6,021.83	6,219.37	6,391.01

VOLUME CHARGE PER 1,000 GALLONS (Residential, Multifamily, Commercial and Irrigation Only)				
Block 1	\$2.99	\$3.07	\$3.16	\$3.25
Block 2	4.51	4.64	4.77	4.91
Block 3	5.99	6.16	6.34	6.52
Block 4	7.48	7.69	7.91	8.14
Block 5	8.97	9.22	9.49	9.77
Block 6	11.96	12.29	12.65	13.02

EXISTING BLOCK RATE STRUCTURE
(Residential, Multifamily, Commercial and Irrigation Only)

<u>Meter Size</u>	Consumption Block (Thousands of Gallons)					
	<u>Block 1</u>	<u>Block 2</u>	<u>Block 3</u>	<u>Block 4</u>	<u>Block 5</u>	<u>Block 6</u>
5/8"	0 to 5	6 to 10	11 to 20	21 to 30	31 to 50	Over 50
3/4"	0 to 5	6 to 10	11 to 20	21 to 30	31 to 50	Over 50
1"	0 to 12	13 to 25	26 to 50	51 to 75	76 to 120	Over 120
1-1/4"	0 to 20	21 to 40	41 to 80	81 to 120	121 to 200	Over 200
1-1/2"	0 to 25	26 to 50	51 to 100	101 to 150	151 to 250	Over 250
2"	0 to 40	41 to 80	81 to 160	161 to 240	241 to 400	Over 400
3"	0 to 80	81 to 160	161 to 320	321 to 480	481 to 800	Over 800
4"	0 to 120	121 to 250	251 to 500	501 to 800	801 to 1,200	Over 1,200
6"	0 to 250	251 to 500	501 to 1,000	1,001 to 1,500	1,501 to 2,500	Over 2,500
8"	0 to 450	451 to 900	901 to 1,800	1,801 to 2,700	2,701 to 4,500	Over 4,500
10"	0 to 700	701 to 1,450	1,451 to 2,900	2,901 to 4,300	4,301 to 7,000	Over 7,000
12"	0 to 1,075	1,076 to 2,150	2,151 to 4,300	4,301 to 6,450	6,451 to 11,000	Over 11,000

PROPOSED BLOCK RATE STRUCTURE
(Residential, Multifamily, Commercial and Irrigation Only)

<u>Meter Size</u>	Consumption Block (Thousands of Gallons)					
	<u>Block 1</u>	<u>Block 2</u>	<u>Block 3</u>	<u>Block 4</u>	<u>Block 5</u>	<u>Block 6</u>
5/8"	0 to 5	6 to 10	11 to 20	21 to 30	31 to 50	Over 50
3/4"	0 to 5	6 to 10	11 to 20	21 to 30	31 to 50	Over 50
1"	0 to 8	9 to 16	17 to 32	33 to 48	49 to 80	Over 80
1-1/4"	0 to 11	12 to 22	23 to 44	45 to 66	67 to 110	Over 110
1-1/2"	0 to 17	18 to 34	35 to 68	69 to 102	103 to 170	Over 170
2"	0 to 27	28 to 54	55 to 108	109 to 162	163 to 270	Over 270
3"	0 to 75	76 to 150	151 to 300	301 to 450	451 to 750	Over 750
4"	0 to 167	168 to 334	335 to 668	669 to 1,002	1,003 to 1,670	Over 1,670
6"	0 to 333	334 to 666	667 to 1,332	1,333 to 1,998	1,999 to 3,330	Over 3,330
8"	0 to 583	584 to 1,166	1,167 to 2,332	2,333 to 3,498	3,499 to 5,830	Over 5,830
10"	0 to 1,057	1,058 to 2,114	2,115 to 4,228	4,229 to 6,342	6,343 to 10,570	Over 10,570
12"	0 to 1,568	1,569 to 3,136	3,137 to 6,272	6,273 to 9,408	9,409 to 15,680	Over 15,680

[1] Adopted by Resolution No. 2017-168.

[2] Proposed rates to become effective with the first full billing cycle service rendered on and after October 1st of each fiscal year indicated.



PUBLIC UTILITIES DIVISION
 COLLIER COUNTY WATER-SEWER DISTRICT
 UNIFORM BILLING, OPERATING AND REGULATORY STANDARDS ORDINANCE
 APPENDIX A - FEES, RATES AND CHARGES
 SCHEDULE 1 - DISTRICT-WIDE WATER AND WASTEWATER RATES Page 2 of 3

2. WASTEWATER

	Existing Monthly Rates [1] Effective October 1, 2017	Proposed Monthly Rates [2]		
		Effective October 1, 2018	Effective October 1, 2019	Effective October 1, 2020
WASTEWATER SERVICE BASE CHARGES (Residential, Multifamily, and Commercial)				
<u>Meter Size</u>				
5/8"	\$33.31	\$34.24	\$35.23	\$36.25
3/4"	33.31	34.24	35.23	36.25
1"	75.74	72.09	65.30	58.29
1-1/4"	97.10	94.11	85.14	75.72
1-1/2"	146.55	140.96	127.37	112.89
2"	231.57	223.80	202.24	178.67
3"	429.82	489.37	494.03	496.74
4"	712.76	865.09	981.00	1,099.65
6"	1,420.43	1,726.96	1,958.77	2,196.27
8"	2,269.92	2,864.34	3,344.79	3,840.87
10"	4,069.67	5,189.05	6,059.89	6,958.71
12"	6,031.93	7,692.78	8,984.24	10,316.66
VOLUME CHARGE PER 1,000 GALLONS (Residential, Multifamily, and Commercial)				
All Usage [3]	\$4.69	\$4.82	\$4.96	\$5.10

[1] Adopted by Resolution No. 2017-168.

[2] Proposed rates to become effective with the first full billing cycle service rendered on and after October 1st of each fiscal year indicated.

[3] Monthly individually metered residential usage charges are capped at 15,000 gallons.

**PUBLIC UTILITIES DIVISION
COLLIER COUNTY WATER-SEWER DISTRICT
UNIFORM BILLING, OPERATING AND REGULATORY STANDARDS ORDINANCE
APPENDIX A - FEES, RATES AND CHARGES
SCHEDULE 1 - DISTRICT-WIDE WATER AND WASTEWATER RATES Page 3 of 3**

3. Fire Systems (Dedicated and Compound):

<u>Base Charge per Service Line Size</u>	<u>Existing Monthly Rates [1]</u>	<u>Proposed Monthly Rates [2]</u>		
	<u>Effective October 1, 2017</u>	<u>Effective October 1, 2018</u>	<u>Effective October 1, 2019</u>	<u>Effective October 1, 2020</u>
1-1/2"	N/A	\$5.33	\$5.50	\$5.65
2"	N/A	8.53	8.81	9.05
3"	N/A	23.99	24.78	25.47
4"	N/A	53.31	55.06	56.58
6"	N/A	106.64	110.14	113.18
8"	N/A	186.62	192.75	198.07
10"	N/A	338.25	349.35	358.99
12"	N/A	501.55	518.01	532.30

Any Metered Consumption from Fire Meters Shall Be Billed According to District's Regular Usage Charges per 1,000 Gallons

4. Water Restriction Surcharge:

<u>Water Shortage Phase*</u>	<u>Percent Reduction Goal In Overall Demand</u>	<u>Flow charge Rate Adjustment Percentage</u>
Phase 2 - Severe	30%	15%
Phase 3 - Extreme	45%	30%
Phase 4 - Critical	60%	40%

* Per the South Florida Water Management District (SFWMD) Water Shortage Plan Pursuant to Chapter 40E-21 of the Florida Administrative Code (FAC)

The surcharge will be applicable to the volume charge for all single family and multi-family residential accounts for all consumption greater than Block 2, to non-residential accounts for all consumption greater than Block 1, and to irrigation accounts only for all consumption. The Block Structures are specified in Section One above. The surcharge is not assessed against the service base charge.

The water restriction surcharge will start on the first billing cycle of the month following the imposition of the restrictions. The surcharge will cease on the first billing cycle of the month following the revocation or lifting of the restrictions.

**PUBLIC UTILITIES DIVISION
COLLIER COUNTY WATER-SEWER DISTRICT
UNIFORM BILLING, OPERATING, AND REGULATORY STANDARDS ORDINANCE
APPENDIX A - FEES, RATES AND CHARGES
SCHEDULE 2 - IRRIGATION QUALITY WATER RATES Page 1 of 1**

	<u>Existing Monthly Rates [1]</u>	<u>Proposed Monthly Rates [2]</u>		
	<u>Effective 10/1/2017</u>	<u>Effective 10/1/2018</u>	<u>Effective 10/1/2019</u>	<u>Effective 10/1/2020</u>
SERVICE BASE CHARGE				
<u>Meter Size</u>				
5/8"	\$7.30	\$7.50	\$8.18	\$8.92
3/4"	\$7.30	\$7.50	\$8.18	\$8.92
1"	\$15.94	\$12.53	\$13.66	\$14.90
1-1/2"	\$33.35	\$24.98	\$27.24	\$29.70
2"	\$66.58	\$39.98	\$43.60	\$47.54
3"	\$131.79	\$112.50	\$122.70	\$133.80
4"	\$263.59	\$249.98	\$272.64	\$297.30
6"	\$500.98	\$500.03	\$545.36	\$594.70
8"	\$909.34	\$875.03	\$954.36	\$1,040.70
10"	\$1,455.22	\$1,585.95	\$1,729.74	\$1,886.22
12"	\$2,167.61	\$2,351.63	\$2,564.84	\$2,796.87
VOLUMETRIC CHARGE PER 1,000 GALLONS				
Customer Type:				
Bulk	\$0.43	\$0.44	\$0.48	\$0.52
Pressurized	\$0.56	\$0.58	\$0.63	\$0.69
Pressurized and Distributed	\$1.09	\$1.12	\$1.22	\$1.33

[1] Adopted by Resolution 2017-168.

[2] Rates to become effective with the first full billing cycle for service rendered on and after October 1st of each fiscal year indicated.

**PUBLIC UTILITIES DIVISION
COLLIER COUNTY WATER-SEWER DISTRICT
UNIFORM BILLING, OPERATING AND REGULATORY STANDARDS ORDINANCE
APPENDIX A - FEES, RATES AND CHARGES
SCHEDULE 3 - METER TAPPING CHARGES AND CROSS CONNECTION CONTROL
DEVICE CHARGES Page 1 of 1**

Meter and Cross Connection Control Device Combined Installation Charges

Meter Size	<u>Existing</u>	<u>Proposed</u>
	Effective October 1, 2017	Effective October 1, 2018
With Service Line Installation Charge (1)		
3/4 inch	N/A	\$1,042.00
1 inch	N/A	1,202.00
1 1/2 inch	N/A	1,860.00
2 inch	N/A	2,273.00
Without Service Line Installation Charge (1)		
3/4 inch	N/A	\$563.00
1 inch	N/A	693.00
1 1/2 inch	N/A	1,132.00
2 inch	N/A	1,462.00

Meter Installation Charges (Tapping Fees)

Meter Size	<u>Existing</u>	<u>Proposed</u>
	Effective October 1, 2017	Effective October 1, 2018
With Service Line Installation Charge (1)		
3/4 inch	\$779.00	Actual Time and Material Cost
1 inch	\$827.00	Actual Time and Material Cost
1 1/2 inch	\$940.00	Actual Time and Material Cost
2 inch	\$1,213.00	Actual Time and Material Cost
Without Service Line Installation Charge (1)		
3/ inch	\$257.00	Actual Time and Material Cost
1 inch	\$270.00	Actual Time and Material Cost
1 1/2 inch	\$347.00	Actual Time and Material Cost
2 inch	\$410.00	Actual Time and Material Cost

Cross Connection Control Device Charges - Meter Already Installed (Formerly known as Backflow Device)

2. Cross Connection Control Device Charges to be paid to the District shall be as follows:

Meter Size	Effective October 1, 2017	Effective October 1, 2018
3/4 inch	\$247.00	Actual Time and Material Cost
1 inch	\$270.00	Actual Time and Material Cost
1 1/2 inch	\$375.00	Actual Time and Material Cost
2 inch	\$433.00	Actual Time and Material Cost

(1) Typical costs where the District performs all work. Actual invoice costs will be charged for work performed by subcontractors.



**PUBLIC UTILITIES DIVISION
COLLIER COUNTY WATER-SEWER DISTRICT
UNIFORM BILLING, OPERATING AND REGULATORY STANDARDS ORDINANCE
APPENDIX A - FEES, RATES AND CHARGES
SCHEDULE 4 - EQUIPMENT, LABOR AND ADMINISTRATIVE CHARGES Page 1 of 1**

DESCRIPTION	<u>Summary of Equipment, Labor and Administrative Charges</u>	
	<u>Existing</u>	<u>Proposed</u>
	Effective October 1, 2017	Effective October 1, 2018
(1) Equipment (Per Hour Rates):		
Rehab & Electrician's Truck - (1-3/4 Ton)	\$77.00	\$24.00
Crew Truck - (1-1/2 Ton)	\$51.00	\$23.00
Vactor Truck	\$207.00	\$85.00
Camera Truck	\$155.00	\$55.00
Boom Truck	\$103.00	\$41.00
Large Dump Truck	\$72.00	\$68.00
Small Dump Truck	\$41.00	\$49.00
Pumper Truck	\$207.00	\$85.00
Track Hoe (Big or Small)	\$51.00	\$18.00
Back Hoe	\$67.00	\$39.00
Portable Generators	\$62.00	\$35.00
Portable By-Pass Pump (small)	N/A	\$19.00
Portable By-Pass Pump (large)	N/A	\$34.00
Dewatering System	\$41.00	\$15.00
Trash Pump	\$10.00	\$9.00
Mud Hog	\$15.00	\$7.00
Trailer	\$46.00	\$15.00
Signs, Barricades and/or Traffic Board	\$103.00	Actual Cost
Road Saw	\$15.00	\$8.00
Compactor	N/A	\$26.00
Soft Dig Truck	\$100.00	\$74.00
Portable Lights	\$25.00	Actual Cost
Bucket Truck	\$125.00	\$18.00
Pickup Truck - (1/2 Ton)	\$40.00	\$13.00
(2) Labor (Per Hour Rates):		
Utility Technician	\$27.00	\$32.00
Field Supervisor	\$34.00	\$40.00
Crew Leader	\$29.00	\$35.00
Senior Crew Leader	\$30.00	\$36.00
Maintenance Specialist	\$28.00	\$34.00
Maintenance Worker	N/A	\$27.00
Safety Coordinator	\$38.00	\$47.00
SCADA Operator	\$30.00	\$40.00
GIS Technician	\$32.00	\$39.00
Odor Control Specialist	\$32.00	\$36.00
Operations Coordinator	\$30.00	\$37.00
Parts Clerk	\$26.00	\$34.00
Equipment Operator	\$26.00	\$31.00
Laboratory Technician	N/A	\$35.00
Industrial Pretreatment Inspector	N/A	\$38.00
Chemist	N/A	\$42.00
Principal Environmental Specialist	N/A	\$51.00
<u>Miscellaneous Charges:</u>		
(3) Administration (Per incident)	15% or \$300; whichever is smaller	5% or \$100; whichever is smaller
(4) Parts	Actual Invoice Cost	Actual Invoice Cost
(5) Sub-contractors	Actual Invoice Cost	Actual Invoice Cost
(6) Right of Way Permits	Actual Cost	Actual Cost
(7) Laboratory Tests (Per test)	\$25.00	\$25.00

PUBLIC UTILITIES DIVISION
 COLLIER COUNTY WATER-SEWER DISTRICT
 UNIFORM BILLING, OPERATING AND REGULATORY STANDARDS ORDINANCE
 APPENDIX A - FEES, RATES AND CHARGES
 SCHEDULE 5 - MISCELLANEOUS CHARGES Page 1 of 1

DESCRIPTION	Summary of Miscellaneous Charges	
	Existing Effective October 1, 2017	Proposed Effective October 1, 2018
New Accounts - Change of Ownership	\$28.00	\$22.00
Service Turn On or Turn Off at Owner's Request	\$50.00	\$37.00
Meter Re-Read (if different - charge is \$0)	\$50.00	\$33.00
Meter Data Log Analysis	\$50.00	\$41.00
Meter Test:		
Utility Meter Testing Facility (more than 3% error - charge is \$0)	\$140.00	\$176.00
Independent Meter Testing Facility (more than 3% error - charge is \$0)	\$250.00	\$241.00
Meter Lock and Unlock, 1st Event During Calendar Year	\$55.00	\$55.00
Meter Lock and Unlock, 2nd Event During Calendar Year	\$55.00	\$83.00
Meter Lock and Unlock, 3rd and Subsequent Events During Calendar Year	\$55.00	\$110.00
Meter Unlock after normal business hours	\$100.00	\$68.00
Meter Pull	\$110.00	\$119.00
Meter Removal	Actual time and material cost	Actual time and material cost
Discontinuance of Service - Meter Removal	Actual time and material cost	Actual time and material cost
Illegal Connection, Unlawful Connection, and Tampering	Actual time and material cost, plus consumption*, plus a \$300.00 fine	Actual time and material cost, plus consumption*, plus other applicable fees as provided for in Section 2-2044(b) of the Collier County Code of Laws and Ordinances
Convenience Fee - Credit Card	\$0.00	\$0.00
Temporary Meter Account Deposit	\$1,000.00	\$1,000.00
Duplicate Bill Processing Fee	\$2.00	\$1.00
Non-Sufficient Funds (NSF) Processing Charge	per Actual Bank Charge assessed plus Admin fee of 5% of the amount or \$100.00, whichever is smaller	per Florida Statute 832.07: \$0 to \$50 is a \$25 charge; \$50.01 to \$300 is a \$30 charge; over \$300 is \$40 or 5% of check amount, whichever is greater
Cost of Processing for Refunds and Final Bills	\$10.00	\$10.00
Late Payment Penalty	5% of unpaid balance	5% of current charges
Removal of Landscaping to access Utility Assets	\$80.00	Actual time and material cost
Septage Processing Charge/1,000 gallons**	\$35.00	\$35.00
Grease Trap Waste Charge/1,000 gallons**	\$45.00	\$45.00

* Consumption charges to be based on meter size, calculated by time connected, or average consumption, or 100,000 gallons

** On an emergency basis only

