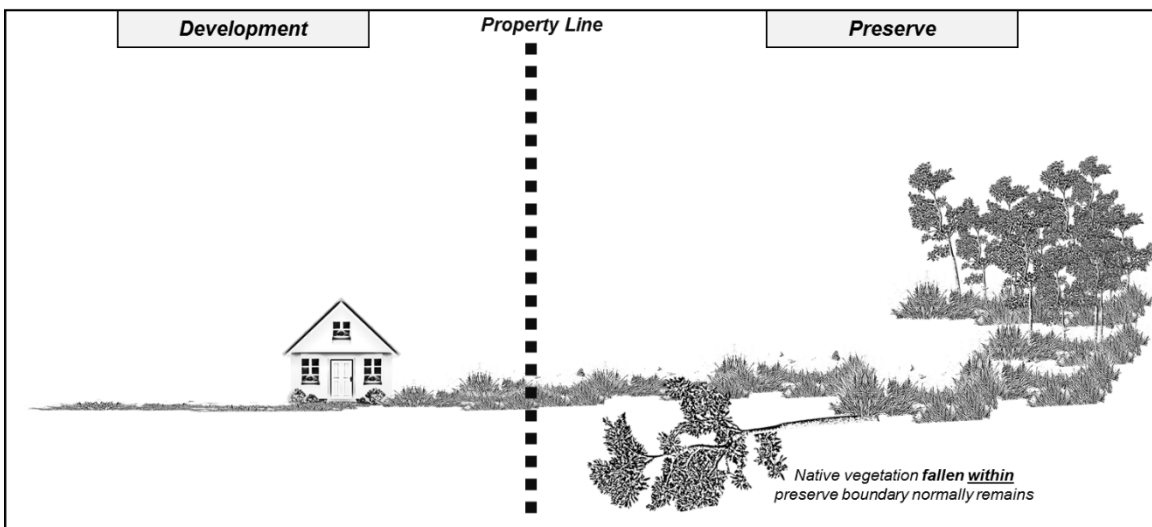


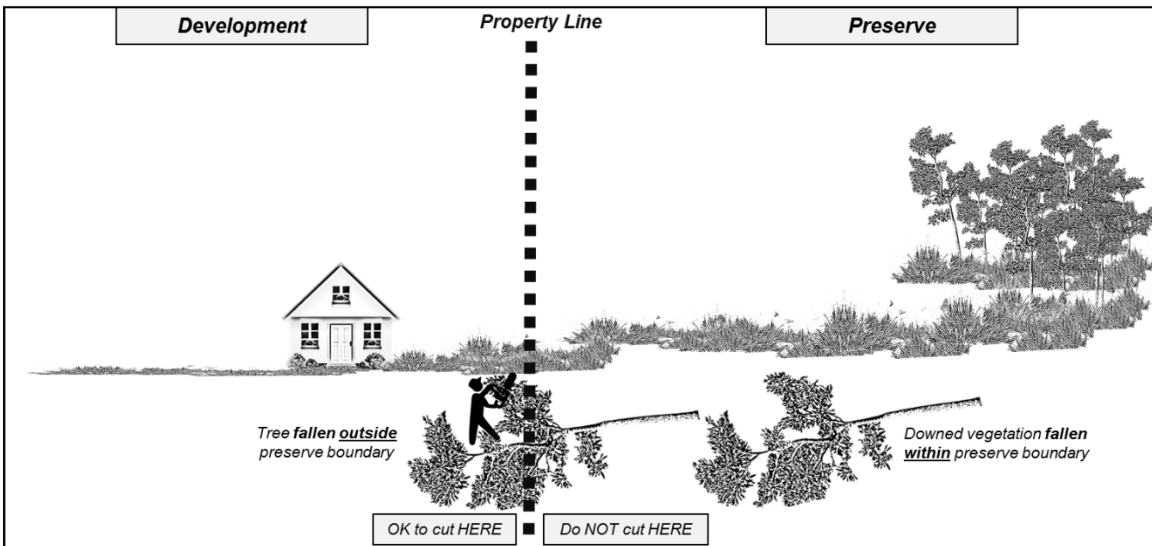
Guidelines for Preserve Management Following Storms and Hurricanes or Other Events

The following are guidelines for care of Preserves after storms or other events:

1. Consult the current Preserve Management Plan for your community. This can be found by contacting Records within Growth Management Department at 239-252-2400, 2800 N. Horseshoe Drive. Your HOA/Management company may have a copy.
2. Native vegetation that falls inside the preserve boundary normally remains. This is part of a natural process and the biodegrading materials are beneficial to the preserve and wildlife. An additional benefit in wetlands is the creation of a depression that is formed by the uprooting of trees. This depression holds water into the dry season for a longer time and creates additional wading bird foraging area.

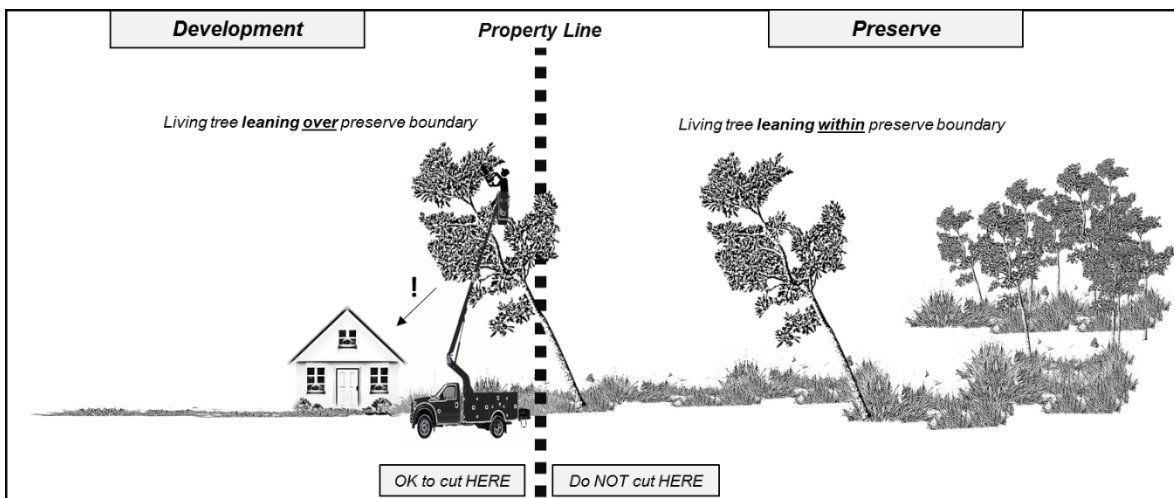


3. The portion of trees fallen outside the preserve boundary may be removed without a permit. The downed vegetation fallen within the interior of the preserve may be removed if it:
 - a. results in excessive fuel loading as determined by the Florida Division of Forestry or designated preserve manager, and
 - b. can be removed without damaging remaining native vegetation.



NOTE: Mechanical removal of debris requires a Vegetation Removal Permit delineating method and route to remove debris with minimal impact to living native vegetation. Replacement of native vegetation or stabilization may be required for path after removal is completed. A permit, written approval, or exemption may be required from wetland agencies to mechanically remove vegetation from a jurisdictional wetland area.

4. Removal of living trees that are leaning and may pose a legitimate safety hazard does not require a Vegetation Removal Permit (VRP) with the following recommendations:
 - a. *Tree(s) leaning **within** the Preserve boundary.* Please coordinate with staff ahead of removal; staff may request that you email photos in advance of removal to ensure you meet this exemption.
 - b. *Tree(s) leaning **over** the Preserve boundary.* Take pictures and keep on file.



5. Removal of prohibited exotic vegetation is an annual requirement for preserves. Any debris from exotic vegetation in preserves shall be removed by hand for proper final disposal.
6. If the Home Owners' Association (HOA) is looking to restore the Preserve and a planting plan is not included in the Preserve Management Plan, then the HOA should consult with their designated preserve manager to evaluate the preserve; and consult with Growth Management Environmental Staff. Environmental Staff reviews and approves amendments to the preserve management plans to address restoration plantings and habitat functioning. The replanting must be appropriate for the vegetative community.
7. For any further questions, please contact Growth Management Department Environmental Staff at 252-2400, 2800 N. Horseshoe Drive.