



PROJECT: RADIO ROAD EAST MSTU MAINTENANCE

FIELD REPORT 2016 -3

CONTRACT: LANDSCAPE & IRRIGATION MAINTENANCE - COMMERCIAL LAND MAINTENANCE

FY 2015/16

MAINTENANCE FIELD VISITS PERFORMED ON 2/19/16, 2/22/16 and 3/06/16

PRESENT AT SITE Harry Sells, PTNED Dayna Fendrick, UGS

Jonathan, Amado Trees Gary Gordon, CLM

GENERAL NOTES

1. Our February weather patterns have continued with above-average rainfall, but fortunately, not to the same record-setting levels of January. According to the SFWMD, we received about 2.58" of rainfall in February, which is about .51 inches above normal. January and the first half of the dry season, November - January, were the wettest since record-keeping began in 1932.

2. A number of cold fronts have moved through the area, but none that threatened to drop into freezing temperatures.

REPLACEMENT PROJECTS - ASIAN JASMINE & MIMOSA - AMADO TREES

1. The Mimosa and Asian Jasmine replacement with Society Garlic, "Emerald Goddess" Liriope, and "Mrs. Shiller's Delight" Walter's Viburnum continued through the month of February and was completed the week of Feb. 22, with mulching as the final touch.

2. The planting of the final areas of "Emerald Goddess" Liriope and the "Mrs. Shiller's Delight" Viburnum coincided with Dayna being sick with the flu, so she was not able to get out on site to review the plantings as they were being installed. There were some differences in the final layout versus the plans and example layouts that were discussed on 1/29/16, specifically that there were several areas where just 2 rows of Viburnum were installed rather than a mass of several rows. Dayna & Harry met on 2/19/16 and it was determined that since the plantings had been in the ground for up to two weeks, and mulching was taking place, that it was not contractually feasible to request that Amado change the planting layout. Dayna, Harry & Jonathon met on site on 2/22/16, and when questioned about the differences in layout, Jon stated that he had to make a judgment call, and did so.

3. There were some differences in size in the the "Emerald Goddess" Liriope; Dayna & Harry asked Jonathon with Amado Trees about this and he confirmed the plants were the same variety, but just from different suppliers.

4. There were some discrepancies in quantities between the UGS plans and the amounts of plants Amado was able to fit on site. Dayna checked the square footage and quantity calculations on the plans and came up with the same general numbers; it may be explained in some cases by the additional areas of Bromeliads, or in other areas that the adjacent plant materials have grown in.

5. In general, the plant materials were good quality and met or exceeded the size specifications. The Society Garlic and Walter's Viburnum were already in bloom.








Only 2 rows of Walter's Viburnum installed instead of several rows







Several rows of Walter's Viburnum installed on example layout




RRE Maint Field Report #2016-3.xls

<p>6. There were some weeds starting to emerge in the new planting areas; Amado has treated the weeds that emerged during their contract, and CLM will continue to treat the weeds now that the project has been turned over to them. CLM is now responsible for the new planting areas.</p>			
<p>7. The new plantings have been mulched, while the existing plantings have not been mulched, which creates a visual disparity between the two. CLM will be mulching the existing planting beds in approximately 3 weeks, once their contract is approved by the BCC. PTNED did not want to cut any more P.O.'s before the contract is renewed, which is scheduled for the March 22 BCC meeting.</p>			
		<p><i>Liriope & Bromeliads on Median #32</i> <i>Different sizes of Liriope, from different suppliers</i></p>	
		<p><i>Edging put back in place</i> <i>Society Garlic installed</i></p>	
OBSERVATIONS & RECOMMENDATIONS THROUGHOUT MEDIANS	ACTION REQUIRED	STATUS	
<p>1. The Bougainvillea has been cut back, and weeds removed by hand and by spraying where feasible. Overall the bougainvillea beds look pretty clean; CLM is to continue to remove weeds as they occur. The Torpedo grass in Median #31, was starting to brown out from treatment. Blooming has likely been delayed by the wet conditions, as Bougainvillea blooms best when it is very dry. The irrigation to these areas should be cut back to one time per week.</p>	<p><i>CLM to clip only long runners; remove weeds & continue to treat Torpedo grass in Median 31</i></p>	<p>ONGOING</p>	 <p><i>Bougainvillea & Thrinax Palms trimmed</i></p>
<p>2. The Golden Creeper beds are starting to recover in some areas, but several beds on Median 35 and 36 have died out. On other Medians #31, 32 34 and 39, the Creeper is showing signs of new growth. CLM is pulling out dead plants and lightly trimming the remaining plants. Going forward, allow the side runners to hit the ground; they will root out and then fill in bare areas. These areas will be fertilized with the spring fertilizer application.</p>	<p><i>CLM to provide quantities for replacement on Median 35. Allow runners to hit ground and root.</i></p>	<p>?</p>	 <p><i>Golden Creeper in better condition on Median #34</i></p>
<p>3. The recently planted Crotons are dropping a few leaves, but are also putting on new growth - new leaves are sprouting on the stems and buds of plants that had dropped leaves. The Purple Queen is thriving and putting out a lot of new growth and runners.</p>	<p><i>PTNED to adjust irrigation schedule for new plantings according to weather conditions.</i></p>	<p>ONGOING</p>	
<p>4. The Silver Buttonwood trees are in good condition; plan for regular trimming in 2-3 months</p>	<p><i>Trim at the proper interval</i></p>	<p>ONGOING</p>	
<p>5. The edging has been put back in place by Amado during the Walter's Viburnum planting; there should be no reason for further displacement since the Asian Jasmine is gone, and there is no mower/weed-eater activity in the area.</p>	<p><i>PTNED to discuss scope of work to re-install edging with Amado Lawn Service</i></p>	<p>DONE</p>	
<p>6. Most Bromeliads which had been knocked over have been replanted. Monitor & re-plant those which get knocked over for various reasons.</p>	<p><i>CLM to replant Bromeliads as needed</i></p>	<p>ONGOING</p>	 <p><i>Crotons and Purple Queen are getting established and have new growth</i></p>

RRE Maint Field Report #2016-3.xls

<p>7. The Bromeliads that Affordable planted in the Shell areas were not planted correctly in the dirt - they were just planted in the 3" shell above the filter fabric. Affordable did not cut holes in the filter fabric to plant in the dirt. They should have just re-planted in the same holes where they removed the plants, but did not. The Bromeliads seem to be doing okay - it may be worthwhile to cut slits in the filter fabric to let the roots eventually reach more soil.</p>	<p><i>Discuss whether further action is necessary</i></p>	<p>ONGOING</p>	
<p>8. The Silver Saw Palmetto is in variable condition overall. Some areas are showing good growth and other spotty areas have brown plants and slow growth.</p>	<p><i>CLM to remove dead/brown foliage</i></p>	<p>ONGOING</p>	<p><i>Silver Palmetto remove dead foliage; Muhly Grass still to be trimmed</i></p>
<p>9. The Silver Palm and Thrinax Palm groupings are in good condition. Remove older yellow fronds as needed. One Silver Thrinax palm on Median 35 west end has a dead trunk; it's a double-trunk palm, cut flush the dead trunk and remove.</p>	<p><i>CLM to remove dead/brown foliage. Cut flush & remove one dead trunk.</i></p>	<p>ONGOING</p>	
<p>10. The Spider Lilies are in generally good condition overall, and the bed areas have been weeded. There are scattered areas where they previously had some die off, most significantly on Median 35. We will address these areas on a median-by median basis.</p>	<p><i>CLM to provide quantities for replacement on Median 35</i></p>	<p>?</p>	<p><i>Gumbo Limbo trees still to be trimmed</i></p>
<p>11. Most of the Gumbo Limbo trees should be trimmed to reduce the long rangy branches and to provide corrective pruning to promote good branching structure. Many of the trees have conflicting branches which should be removed.. The trees have put on new growth since they were trimmed in August. Rake up shell in areas where the filter fabric is showing around the trunks & roots. There is one tree on Median 36 that has white fly & sooty mold present, and also has several conflicting branches, some of which are over the travel lanes. Please provide a schedule for the trimming of the Gumbo Limbos.</p>	<p><i>CLM has treated some of the Gumbo Limbos for spiralling white fly with a systemic drench application. Trim Gumbo Limbos to remove crossed branches, and remove long rangy branches, especially over the travel lanes.</i></p>	<p>ONGOING</p>	
<p>12. The Buccaneer Palms have been in variable condition, but the remaining palms seem to be stabilizing. The group on Median 32 is doing pretty well. The trunks of palms that died have been cut flush and removed</p>		<p>MONITOR</p>	<p><i>Pigeon Plum trees & Spider Lilies in fair condition</i></p>
<p>13. The Bird of Paradise are in fair condition and are blooming; the old flower bracts should be removed. Some plants have sooty mold; treat as necessary.</p>	<p><i>CLM to treat sooty mold and remove old flower bracts. Fertilize during spring fertilization application.</i></p>	<p>ONGOING</p>	
<p>14. The Pigeon Plum trees continue to be variable in condition; some are nice dark green and others are yellowish. In general, the trees on Median #35 are in better condition than the ones on #36. We'll see if the application of fertilizer makes a difference.</p>	<p><i>CLM is to remove any trees that are dead or beyond recovery. Monitor the trees that were blown over in the tornado.</i></p>	<p>MONITOR</p>	
<p>15. The Royal Palms are in fair- good condition. Most have dark green foliage. The palm previously noted on Median #31 still has been treated. A second palm next to the deteriorated palm is showing signs of sooty mold on the trunk - keep an eye on this palm for the same problem. On Median #34, the Royal Palm 4th from the east end is looking thin - fertilize.</p>	<p><i>CLM has treated the palm on Median #31 with Merit - monitor for improvement. Median #34, fertilize Palm that is thin & sparse.</i></p>	<p>DONE / NEW 3/6/16</p>	 <p><i>Royal Palm on Median #31 has been treated; continue to monitor</i></p>

RRE Maint Field Report #2016-3.xls

<p>16. Most of the Muhly Grass has been trimmed; there are still a couple of beds on Medians #35 and 32 that are still to be trimmed.</p>	<p><i>CLM is to trim Muhly Grass. Trim so that the grass will regenerate; DO NOT over-trim</i></p>	<p>ONGOING</p>	 <p><i>Repair ruts from car damage in Median #35</i></p>
<p>17. Fire ants are still apparent throughout, treat as necessary. Several mounds were noted on Medians #31 and 39</p>	<p><i>CLM to treat for fire ants</i></p>	<p>ONGOING</p>	
<p>18. Weed growth has been removed in most of the shell areas. Rake or blow off leaf litter and debris from shell areas to keep a neat appearance.</p>	<p><i>CLM to rake or blow off leaf debris from shell areas, and where the leaves collect against Muhly Grass.</i></p>	<p>ONGOING</p>	
<p>19. There is damage from an errant vehicle in the shell area on Median # 35 .</p>	<p><i>CLM to rake out ruts and repair damaged edging</i></p>	<p>NO</p>	
<p>20. Harry requested that CLM prepare a list of missing plant materials to be replaced, on one median per month, so replacements can be made on an incremental basis without greatly affecting the budget. This month is Median #35.</p>	<p><i>CLM to provide list w/ quantities for Median 35</i></p>	<p>?</p>	 <p><i>Repair ruts from car damage in Median #39</i></p>
<p>21. There was car damage on Medians #39 and 38, caused by two separate incidents. On the east end of Median #38, CLM is to repair the damage, replant the liriopie and replace 2 irrigation heads. On the west end of Median #39, replace 2 Society Garlic, rake out the ruts and check for irrigation damage.</p>	<p><i>CLM to repair damage on Medians #38 and 39</i></p>	<p>NEW 3/6/16</p>	
<p>22. The spring fertilizer application should be done this month - early April.</p>	<p><i>CLM to do spring fertilization</i></p>	<p>NEW 3/6/16</p>	
<p>IRRIGATION ISSUES</p>			 <p><i>Repair ruts from car damage in Median #38</i></p>
<p>1. The 2 Controllers at the west end and east end have been taken off the Motorola system and converted back to the Hunter controller system. The Motorola system has not been functional or reliable. The main controller at the Pump Station is still on the Motorola system, but will be taken off and converted back to the Hunter system. Also, the rain sensors have not been working; repair or replace batteries as needed.</p>	<p><i>PTNED to coordinate Irrigation & Controller issues</i></p>	<p>YES ONGOING</p>	
<p>2. The scheduling for the replacement planting areas will need to be adjusted for establishment of new plantings.</p>	<p><i>PTNED to adjust irrigation schedule for new plantings</i></p>	<p>ONGOING</p>	
<p>3. The contact person at the Transportation Dept for the Motorola Controller has changed, as Roger Dick has retired. Pam Lulich & Liz Soriano have taken over responsibilities on an interim basis.</p>	<p><i>PTNED to coordinate w/ Transportation Dept until a more independent alternative is established.</i></p>	<p>ONGOING</p>	
<p>ATTACHMENTS</p>			
<p>DISTRIBUTE TO</p>			
<p>All attendees RRE MSTU Committee</p>			
<p>REPORT BY: Dayna Fendrick, Urban Green Studio</p>			
			<p>3/6/2016</p>