

COLLIER COUNTY, FLORIDA CONSOLIDATED ANNUAL PERFORMANCE AND EVALUATION REPORT (CAPER)

FY 2013-2014



Collier County Board of Commissioners

Tom Henning, Commissioner, District 3, CHAIR
Donna Fiala, Commissioner, District 1
Georgia Hiller, Commissioner, District 2
Penny Taylor, Commissioner, District 4
Tim Nance, Commissioner, District 5

County Manager
Leo Ochs

Public Services Administrator, **Steve Carnell**
Community and Human Services Department Director, **Kimberley Grant**
Senior Grant and Housing Coordinator, **Elly Soto McKuen**

The FY 2013-2014 CAPER was prepared by the staff of the
COLLIER COUNTY COMMUNITY AND HUMAN SERVICES DEPARTMENT

TABLE OF CONTENTS

CERTIFICATIONS AND RESOLUTION

BCC RESOLUTION
HUD CERTIFICATIONS

GENERAL -EXECUTIVE SUMMARY

NARRATIVES AND ACCOMPLISHMENT DATA

GENERAL QUESTIONS
MANAGING THE PROCESS
CITIZEN PARTICIPATION
INSTITUTIONAL STRUCTURE
MONITORING
LEAD-BASED PAINT

HOUSING

HOMELESS

COMMUNITY DEVELOPMENT

NON-HOMELESS SPECIAL NEEDS

REPORTS

IDIS Report PR02: List of Activities by Program Year and Project
IDIS Report PR03: CDBG Activity Summary Report
IDIS Report PR05: Drawdown Report by Project and Activity
IDIS Report PR06: Summary of Consolidated Plan Projects
IDIS Report PR23: Summary of Accomplishments
IDIS Report PR26: CDBG Financial Summary
HUD 40107-A: HOME Match Report
IDIS Report PR33: HOME Matching Liability Report
HUD 2516- Women & Minority Report
SECTION 3 REPORT

APPENDIX

PUBLIC COMMENT
Newspaper Ads

PROJECT PHOTOGRAPHS



CPMP Non-State Grantee Certifications

Many elements of this document may be completed electronically, however a signature must be manually applied and the document must be submitted in paper form to the Field Office.

- This certification does not apply.
 This certification is applicable.

NON-STATE GOVERNMENT CERTIFICATIONS

In accordance with the applicable statutes and the regulations governing the consolidated plan regulations, the jurisdiction certifies that:

Affirmatively Further Fair Housing -- The jurisdiction will affirmatively further fair housing, which means it will conduct an analysis of impediments to fair housing choice within the jurisdiction, take appropriate actions to overcome the effects of any impediments identified through that analysis, and maintain records reflecting that analysis and actions in this regard.

Anti-displacement and Relocation Plan -- It will comply with the acquisition and relocation requirements of the Uniform Relocation Assistance and Real Property Acquisition Policies Act of 1970, as amended, and implementing regulations at 49 CFR 24; and it has in effect and is following a residential antidisplacement and relocation assistance plan required under section 104(d) of the Housing and Community Development Act of 1974, as amended, in connection with any activity assisted with funding under the CDBG or HOME programs.

Drug Free Workplace -- It will or will continue to provide a drug-free workplace by:

1. Publishing a statement notifying employees that the unlawful manufacture, distribution, dispensing, possession, or use of a controlled substance is prohibited in the grantee's workplace and specifying the actions that will be taken against employees for violation of such prohibition;
2. Establishing an ongoing drug-free awareness program to inform employees about -
 - a. The dangers of drug abuse in the workplace;
 - b. The grantee's policy of maintaining a drug-free workplace;
 - c. Any available drug counseling, rehabilitation, and employee assistance programs; and
 - d. The penalties that may be imposed upon employees for drug abuse violations occurring in the workplace;
3. Making it a requirement that each employee to be engaged in the performance of the grant be given a copy of the statement required by paragraph 1;
4. Notifying the employee in the statement required by paragraph 1 that, as a condition of employment under the grant, the employee will -
 - a. Abide by the terms of the statement; and
 - b. Notify the employer in writing of his or her conviction for a violation of a criminal drug statute occurring in the workplace no later than five calendar days after such conviction;
5. Notifying the agency in writing, within ten calendar days after receiving notice under subparagraph 4(b) from an employee or otherwise receiving actual notice of such conviction. Employers of convicted employees must provide notice, including position title, to every grant officer or other designee on whose grant activity the convicted employee was working, unless the Federal agency has designated a central point for the receipt of such notices. Notice shall include the identification number(s) of each affected grant;
6. Taking one of the following actions, within 30 calendar days of receiving notice under subparagraph 4(b), with respect to any employee who is so convicted -
 - a. Taking appropriate personnel action against such an employee, up to and including termination, consistent with the requirements of the Rehabilitation Act of 1973, as amended; or
 - b. Requiring such employee to participate satisfactorily in a drug abuse assistance or rehabilitation program approved for such purposes by a Federal, State, or local health, law enforcement, or other appropriate agency;
7. Making a good faith effort to continue to maintain a drug-free workplace through implementation of paragraphs 1, 2, 3, 4, 5 and 6.

Anti-Lobbying -- To the best of the jurisdiction's knowledge and belief:

- 8. No Federal appropriated funds have been paid or will be paid, by or on behalf of it, to any person for influencing or attempting to influence an officer or employee of any agency, a Member of Congress, an officer or employee of Congress, or an employee of a Member of Congress in connection with the awarding of any Federal contract, the making of any Federal grant, the making of any Federal loan, the entering into of any cooperative agreement, and the extension, continuation, renewal, amendment, or modification of any Federal contract, grant, loan, or cooperative agreement;
- 9. If any funds other than Federal appropriated funds have been paid or will be paid to any person for influencing or attempting to influence an officer or employee of any agency, a Member of Congress, an officer or employee of Congress, or an employee of a Member of Congress in connection with this Federal contract, grant, loan, or cooperative agreement, it will complete and submit Standard Form-LLL, "Disclosure Form to Report Lobbying," in accordance with its instructions; and
- 10. It will require that the language of paragraph 1 and 2 of this anti-lobbying certification be included in the award documents for all subawards at all tiers (including subcontracts, subgrants, and contracts under grants, loans, and cooperative agreements) and that all subrecipients shall certify and disclose accordingly.

Authority of Jurisdiction -- The consolidated plan is authorized under State and local law (as applicable) and the jurisdiction possesses the legal authority to carry out the programs for which it is seeking funding, in accordance with applicable HUD regulations.

Consistency with plan -- The housing activities to be undertaken with CDBG, HOME, ESG, and HOPWA funds are consistent with the strategic plan.

Section 3 -- It will comply with section 3 of the Housing and Urban Development Act of 1968, and implementing regulations at 24 CFR Part 135.

12/9/2014

Signature/Authorized Official

Date

Tom Henning

Name

Chairman, Board of County Commissioners

Title

3299 Tamiami Trail East

Address

Naples, FL 34112

City/State/Zip

239 252-8097

Telephone Number

ATTEST:
DWIGHT E. BROCK, Clerk

By: _____

Approved as to form and legality

Assistant County Attorney

2013
11/15/14



- This certification does not apply.
 This certification is applicable.

Specific CDBG Certifications

The Entitlement Community certifies that:

Citizen Participation -- It is in full compliance and following a detailed citizen participation plan that satisfies the requirements of 24 CFR 91.105.

Community Development Plan -- Its consolidated housing and community development plan identifies community development and housing needs and specifies both short-term and long-term community development objectives that provide decent housing, expand economic opportunities primarily for persons of low and moderate income. (See CFR 24 570.2 and CFR 24 part 570)

Following a Plan -- It is following a current consolidated plan (or Comprehensive Housing Affordability Strategy) that has been approved by HUD.

Use of Funds -- It has complied with the following criteria:

11. **Maximum Feasible Priority** - With respect to activities expected to be assisted with CDBG funds, it certifies that it has developed its Action Plan so as to give maximum feasible priority to activities which benefit low and moderate income families or aid in the prevention or elimination of slums or blight. The Action Plan may also include activities which the grantee certifies are designed to meet other community development needs having a particular urgency because existing conditions pose a serious and immediate threat to the health or welfare of the community, and other financial resources are not available);
12. **Overall Benefit** - The aggregate use of CDBG funds including section 108 guaranteed loans during program year(s) 2013, 2014, 2____, (a period specified by the grantee consisting of one, two, or three specific consecutive program years), shall principally benefit persons of low and moderate income in a manner that ensures that at least 70 percent of the amount is expended for activities that benefit such persons during the designated period;
13. **Special Assessments** - It will not attempt to recover any capital costs of public improvements assisted with CDBG funds including Section 108 loan guaranteed funds by assessing any amount against properties owned and occupied by persons of low and moderate income, including any fee charged or assessment made as a condition of obtaining access to such public improvements.

However, if CDBG funds are used to pay the proportion of a fee or assessment that relates to the capital costs of public improvements (assisted in part with CDBG funds) financed from other revenue sources, an assessment or charge may be made against the property with respect to the public improvements financed by a source other than CDBG funds.

The jurisdiction will not attempt to recover any capital costs of public improvements assisted with CDBG funds, including Section 108, unless CDBG funds are used to pay the proportion of fee or assessment attributable to the capital costs of public improvements financed from other revenue sources. In this case, an assessment or charge may be made against the property with respect to the public improvements financed by a source other than CDBG funds. Also, in the case of properties owned and occupied by moderate-income (not low-income) families, an assessment or charge may be made against the property for public improvements financed by a source other than CDBG funds if the jurisdiction certifies that it lacks CDBG funds to cover the assessment.

Excessive Force -- It has adopted and is enforcing:

14. A policy prohibiting the use of excessive force by law enforcement agencies within its jurisdiction against any individuals engaged in non-violent civil rights demonstrations; and

Error! Not a valid link.

15. A policy of enforcing applicable State and local laws against physically barring entrance to or exit from a facility or location which is the subject of such non-violent civil rights demonstrations within its jurisdiction;

Compliance With Anti-discrimination laws -- The grant will be conducted and administered in conformity with title VI of the Civil Rights Act of 1964 (42 USC 2000d), the Fair Housing Act (42 USC 3601-3619), and implementing regulations.

Lead-Based Paint -- Its activities concerning lead-based paint will comply with the requirements of part 35, subparts A, B, J, K and R, of title 24;

Compliance with Laws -- It will comply with applicable laws.

12/9/2014

Signature/Authorized Official

Date

Tom Henning

Name

Chairman, Board of County Commissioners

Title

3299 Tamiami Trail East

Address

Naples, FL 3411

City/State/Zip

239 252-8097

Telephone Number

Approved as to form and legality

ATTEST:
DWIGHT E. BROCK, Clerk

By: _____

Assistant County Attorney

JAB 1/15/14

<input checked="" type="checkbox"/> This certification does not apply.
<input type="checkbox"/> This certification is applicable.

**OPTIONAL CERTIFICATION
CDBG**

Submit the following certification only when one or more of the activities in the action plan are designed to meet other community development needs having a particular urgency as specified in 24 CFR 570.208(c):

The grantee hereby certifies that the Annual Plan includes one or more specifically identified CDBG-assisted activities, which are designed to meet other community development needs having a particular urgency because existing conditions pose a serious and immediate threat to the health or welfare of the community and other financial resources are not available to meet such needs.

<hr/>	<input type="text"/>
Signature/Authorized Official	Date

<input type="text" value="Not Applicable"/>
Name
<input type="text"/>
Title
<input type="text"/>
Address
<input type="text"/>
City/State/Zip
<input type="text"/>
Telephone Number



- This certification does not apply.
- This certification is applicable.

Specific HOME Certifications

The HOME participating jurisdiction certifies that:

Tenant Based Rental Assistance -- If the participating jurisdiction intends to provide tenant-based rental assistance:

The use of HOME funds for tenant-based rental assistance is an essential element of the participating jurisdiction's consolidated plan for expanding the supply, affordability, and availability of decent, safe, sanitary, and affordable housing.

Eligible Activities and Costs -- it is using and will use HOME funds for eligible activities and costs, as described in 24 CFR § 92.205 through 92.209 and that it is not using and will not use HOME funds for prohibited activities, as described in § 92.214.

Appropriate Financial Assistance -- before committing any funds to a project, it will evaluate the project in accordance with the guidelines that it adopts for this purpose and will not invest any more HOME funds in combination with other Federal assistance than is necessary to provide affordable housing;

12/9/2014

Signature/Authorized Official

Date

Tom Henning

Name

Chair, Board of County Commissioners

Title

3299 Tamiami Trail East

Address

Naples, FL 34112

City/State/Zip

239 252-8097

Telephone Number

ATTEST:
DWIGHT E. BROCK, Clerk

By: _____

Approved as to form and legality

Assistant County Attorney

JaB
11/5/14



- This certification does not apply.
 This certification is applicable.

HOPWA Certifications

The HOPWA grantee certifies that:

Activities -- Activities funded under the program will meet urgent needs that are not being met by available public and private sources.

Building -- Any building or structure assisted under that program shall be operated for the purpose specified in the plan:

1. For at least 10 years in the case of assistance involving new construction, substantial rehabilitation, or acquisition of a facility,
2. For at least 3 years in the case of assistance involving non-substantial rehabilitation or repair of a building or structure.

Signature/Authorized Official

Date

Not Applicable

Name

Title

Address

City/State/Zip

Telephone Number

- This certification does not apply.
 This certification is applicable.

ESG Certifications

I, Tom Henning, Chief Executive Officer of **Error! Not a valid link.**, certify that the local government will ensure the provision of the matching supplemental funds required by the regulation at 24 *CFR* 576.51. I have attached to this certification a description of the sources and amounts of such supplemental funds.

I further certify that the local government will comply with:

1. The requirements of 24 *CFR* 576.53 concerning the continued use of buildings for which Emergency Shelter Grants are used for rehabilitation or conversion of buildings for use as emergency shelters for the homeless; or when funds are used solely for operating costs or essential services.
2. The building standards requirement of 24 *CFR* 576.55.
3. The requirements of 24 *CFR* 576.56, concerning assurances on services and other assistance to the homeless.
4. The requirements of 24 *CFR* 576.57, other appropriate provisions of 24 *CFR* Part 576, and other applicable federal laws concerning nondiscrimination and equal opportunity.
5. The requirements of 24 *CFR* 576.59(b) concerning the Uniform Relocation Assistance and Real Property Acquisition Policies Act of 1970.
6. The requirement of 24 *CFR* 576.59 concerning minimizing the displacement of persons as a result of a project assisted with these funds.
7. The requirements of 24 *CFR* Part 24 concerning the Drug Free Workplace Act of 1988.
8. The requirements of 24 *CFR* 576.56(a) and 576.65(b) that grantees develop and implement procedures to ensure the confidentiality of records pertaining to any individual provided family violence prevention or treatment services under any project assisted with ESG funds and that the address or location of any family violence shelter project will not be made public, except with written authorization of the person or persons responsible for the operation of such shelter.
9. The requirement that recipients involve themselves, to the maximum extent practicable and where appropriate, homeless individuals and families in policymaking, renovating, maintaining, and operating facilities assisted under the ESG program, and in providing services for occupants of these facilities as provided by 24 *CFR* 76.56.
10. The requirements of 24 *CFR* 576.57(e) dealing with the provisions of, and regulations and procedures applicable with respect to the environmental review

responsibilities under the National Environmental Policy Act of 1969 and related authorities as specified in 24 CFR Part 58.

- 11. The requirements of 24 CFR 576.21(a)(4) providing that the funding of homeless prevention activities for families that have received eviction notices or notices of termination of utility services will meet the requirements that: (A) the inability of the family to make the required payments must be the result of a sudden reduction in income; (B) the assistance must be necessary to avoid eviction of the family or termination of the services to the family; (C) there must be a reasonable prospect that the family will be able to resume payments within a reasonable period of time; and (D) the assistance must not supplant funding for preexisting homeless prevention activities from any other source.
- 12. The new requirement of the McKinney-Vento Act (42 USC 11362) to develop and implement, to the maximum extent practicable and where appropriate, policies and protocols for the discharge of persons from publicly funded institutions or systems of care (such as health care facilities, foster care or other youth facilities, or correction programs and institutions) in order to prevent such discharge from immediately resulting in homelessness for such persons. I further understand that state and local governments are primarily responsible for the care of these individuals, and that ESG funds are not to be used to assist such persons in place of state and local resources.
- 13. HUD's standards for participation in a local Homeless Management Information System (HMIS) and the collection and reporting of client-level information.

I further certify that the submission of a completed and approved Consolidated Plan with its certifications, which act as the application for an Emergency Shelter Grant, is authorized under state and/or local law, and that the local government possesses legal authority to carry out grant activities in accordance with the applicable laws and regulations of the U. S. Department of Housing and Urban Development.

12/9/2014

Signature/Authorized Official

Date

Tom Henning

Name

Chairman, Board of County Commissioners

Title

3299 Tamiami Trail East

Address

Naples, FL 34112

City/State/Zip

239 252-8097

Telephone Number

ATTEST:
DWIGHT E. BROCK, Clerk

By: _____

Approved as to form and legality

Assistant County Attorney

Rob
1/5/14



- This certification does not apply.
- This certification is applicable.

APPENDIX TO CERTIFICATIONS

Instructions Concerning Lobbying and Drug-Free Workplace Requirements

Lobbying Certification

This certification is a material representation of fact upon which reliance was placed when this transaction was made or entered into. Submission of this certification is a prerequisite for making or entering into this transaction imposed by section 1352, title 31, U.S. Code. Any person who fails to file the required certification shall be subject to a civil penalty of not less than \$10,000 and not more than \$100,000 for each such failure.

Drug-Free Workplace Certification

1. By signing and/or submitting this application or grant agreement, the grantee is providing the certification.
2. The certification is a material representation of fact upon which reliance is placed when the agency awards the grant. If it is later determined that the grantee knowingly rendered a false certification, or otherwise violates the requirements of the Drug-Free Workplace Act, HUD, in addition to any other remedies available to the Federal Government, may take action authorized under the Drug-Free Workplace Act.
3. Workplaces under grants, for grantees other than individuals, need not be identified on the certification. If known, they may be identified in the grant application. If the grantee does not identify the workplaces at the time of application, or upon award, if there is no application, the grantee must keep the identity of the workplace(s) on file in its office and make the information available for Federal inspection. Failure to identify all known workplaces constitutes a violation of the grantee's drug-free workplace requirements.
4. Workplace identifications must include the actual address of buildings (or parts of buildings) or other sites where work under the grant takes place. Categorical descriptions may be used (e.g., all vehicles of a mass transit authority or State highway department while in operation, State employees in each local unemployment office, performers in concert halls or radio stations).
5. If the workplace identified to the agency changes during the performance of the grant, the grantee shall inform the agency of the change(s), if it previously identified the workplaces in question (see paragraph three).
6. The grantee may insert in the space provided below the site(s) for the performance of work done in connection with the specific grant: Place of Performance (Street address, city, county, state, zip code) Check if there are workplaces on file that are not identified here. The certification with regard to the drug-free workplace is required by 24 CFR part 21.

Place Name	Street	City	County	State	Zip

7. Definitions of terms in the Nonprocurement Suspension and Debarment common rule and Drug-Free Workplace common rule apply to this certification. Grantees' attention is called, in particular, to the following definitions from these rules: "Controlled substance" means a controlled substance in Schedules I through V of the Controlled Substances Act (21 U.S.C. 812) and as further defined by regulation (21 CFR 1308.11 through 1308.15); "Conviction" means a finding of guilt (including a plea of *nolo contendere*) or imposition of sentence, or both, by any judicial body charged with the responsibility to determine violations of the Federal or State criminal drug statutes; "Criminal drug statute" means a Federal or non-Federal criminal statute involving the manufacture, distribution, dispensing, use, or possession of any

controlled substance; "Employee" means the employee of a grantee directly engaged in the performance of work under a grant, including:

- a. All "direct charge" employees;
- b. all "indirect charge" employees unless their impact or involvement is insignificant to the performance of the grant; and
- c. temporary personnel and consultants who are directly engaged in the performance of work under the grant and who are on the grantee's payroll. This definition does not include workers not on the payroll of the grantee (e.g., volunteers, even if used to meet a matching requirement; consultants or independent contractors not on the grantee's payroll; or employees of subrecipients or subcontractors in covered workplaces).

Note that by signing these certifications, certain documents must be completed, in use, and on file for verification. These documents include:

- 1. Analysis of Impediments to Fair Housing
- 2. Citizen Participation Plan
- 3. Anti-displacement and Relocation Plan

12/9/2014

Signature/Authorized Official

Date

Tom Henning

Name

Chairman, Board of County Commissioners

Title

3299 Tamiami Trail East

Address

Naples, FL 34112

City/State/Zip

239 252-8097

Telephone Number

ATTEST:
DWIGHT E. BROCK, Clerk

By: _____

Approved as to form and legality

Assistant County Attorney

20B
11/5/14

RESOLUTION NO. 2014 - _____

A RESOLUTION BY THE BOARD OF COUNTY COMMISSIONERS OF COLLIER COUNTY, FLORIDA, APPROVING FISCAL YEAR 2013-2014 CONSOLIDATED ANNUAL PERFORMANCE AND APPRAISAL REPORT (CAPER) FOR THE COMMUNITY DEVELOPMENT BLOCK GRANT (CDBG), HOME INVESTMENT PARTNERSHIP (HOME) AND EMERGENCY SOLUTIONS GRANT (ESG) PROGRAMS AS REQUIRED BY THE U.S. DEPARTMENT OF HOUSING AND URBAN DEVELOPMENT (HUD), AND AUTHORIZING THE CHAIRMAN OF THE BOARD OF COUNTY COMMISSIONERS TO CERTIFY THE CAPER FOR SUBMISSION TO HUD.

WHEREAS, HUD requires all entitlement communities to prepare a Consolidated Annual Performance and Evaluation Report (CAPER) annually to determine whether the recipient of HUD funds is in compliance with federal statutes and has the capacity to implement and administer these programs; and

WHEREAS, the CAPER provides a comprehensive review of the progress being made toward meeting overall goals and objectives identified in the Five-Year Consolidated Plan and One-Year Action Plan; and

WHEREAS, the purpose of the CAPER is to demonstrate how federal funds are being expended within very low to moderate-income communities;

NOW, THEREFORE BE IT RESOLVED BY THE BOARD OF COUNTY COMMISSIONERS OF COLLIER COUNTY, FLORIDA, that based upon representations from staff that the information contained in the CAPER is accurate and reflects the activities actually accomplished during the reporting period, the Board of County Commissioners of Collier County approves the Fiscal 2013-2014 Consolidated Annual Performance and Appraisal Report (CAPER) for the Community Development Block Grant (CDBG), HOME Investment Partnership (HOME) and Emergency Solutions Grant (ESG) programs.

BE IT FURTHER RESOLVED that the Chairman of the Board of County Commissioners is authorized to certify the CAPER for submission to HUD on behalf of the County.

THIS RESOLUTION ADOPTED after motion, second and majority vote on this the 9th day of December, 2014.

ATTEST:
DWIGHT E. BROCK, CLERK

BOARD OF COUNTY COMMISSIONERS
COLLIER COUNTY, FLORIDA

By: _____
Deputy Clerk

By: _____
TOM HENNING, CHAIRMAN

Approved as to form and
legality:

Jennifer A. Belpedio
Assistant County Attorney

JaB 11/13/14



Third Program Year CAPER

The CPMP third Consolidated Annual Performance and Evaluation Report includes Narrative Responses to CAPER questions that CDBG, HOME, ESG and HOPWA grantees must respond to each year in order to be compliant with the Consolidated Planning Regulations. The Executive Summary narratives are optional.

The grantee must submit an updated Financial Summary Report (PR26).

GENERAL

Executive Summary

Collier County became eligible to receive federal Community Development Block Grant (CDBG) entitlement funds on an annual basis in 2001 as an Urban Entitlement County, with the participation of the City of Naples and the City of Marco Island. In 2003, Collier County became eligible to receive federal HOME Investment Partnership Initiatives (HOME) entitlement funds as a result of poverty figures reported by the Census Bureau in 2002. The County became a recipient of Emergency Solutions Grant (ESG) funding for the first time in 2004.

The HUD programs are administered by the Collier County Community and Human Services (CHS) Department. *Effective October 1, 2014, the Collier County Housing, Human and Veteran (HHVS) Department changed its name to CHS.*

The U.S. Department of Housing and Urban Development (HUD) requires the development of a Five Year Consolidated Plan to incorporate the requirements for four separate entitlements: Community Development Block Grant (CDBG), HOME Investment Partnership Program (HOME), Emergency Solutions Grant ESG program and Housing Opportunities for Persons with Aids (HOPWA). Collier County currently receives annual CDBG, HOME, and ESG funding, but does not have the required population to qualify for the HOPWA program. On an annual basis, the County must detail a specific one-year plan for the use of its HUD entitlement funds. This one-year Action Plan is based upon the community needs as defined in the County's Consolidated Plan.

As part of the Consolidated Plan process, HUD requires the submittal of a Consolidated Annual Performance and Evaluation Report (CAPER) to document the implementation and utilization of HUD funds to determine if the entitlement community is in compliance with federal statutes and has the capacity to implement and administer the entitlement programs. HUD uses the CAPER to perform a comprehensive performance review of yearly progress in meeting stated goals and objectives contained in the Consolidated Plan and the annual One Year Action Plan, as required by 24 CFR 91.525.

The following accomplishment narratives provide greater detail on how available resources were utilized to address housing and supportive services over the reporting period. It is important to note that there is an overlap of funding and actual expenditures, and that these two should not be considered mutually exclusive. For example, federal funding may have been committed to the County in the reporting period for a particular program, but be only partially expended during that same period. Likewise, funding committed during the previous fiscal year may have been expended during this reporting period.

This Consolidated Annual Performance and Evaluation Report (CAPER) cover the period from October 1, 2013 to September 30, 2014 for the County's CDBG, HOME, and ESG activities. References to other non-CAPER federal programs and state grant programs are made only to illustrate the coordination of all grant funding sources and the efforts within Collier County to improve the lives of our low and moderate income (LMI) citizens.

Resources

A total of \$2,540,116 was awarded to Collier County and the City of Naples during the reporting period for the CDBG, HOME, and ESG programs. Allocation for the CDBG program during this reporting period was \$1,933,445 (based on a funding reduction of \$158,862. Allocation for the HOME program during the reporting period was \$474,031 and allocation for the ESG grant was \$132,640.

The expenditures for each grant were as follows:

CDBG - \$3,813,944
HOME - \$ 337,929
ESG - \$141,104

Goals and Objectives

The overriding goal of the Consolidated Plan is to create additional opportunities for LMI persons by offering public services, community development, public facilities and affordable housing options through the use of federal funds.

Collier County typically expends all of its entitlement funding for the benefit of very low and low income individuals and neighborhoods. However, HUD regulations do allow for the provision of services to individuals and families ranging from very low to moderate-income. In FY2013-2014 100% of CDBG funds was used to assist low/moderate income citizens.

With the passage of the third Consolidated Plan (2011-2016) on July 26, 2011, the Board of County Commissioners focused on rental assistance, public facilities, economic development, and infrastructure projects in order to stimulate the economy.

General Questions

1. Assessment of the one-year goals and objectives:

Describe the accomplishments in attaining the goals and objectives for the reporting period.

Collier County continues to use entitlement funds to achieve the goals and objectives established in our Five-Year Consolidated Plan (2011-2016) and each annual action plan which assists in providing for the changes in the local economy and housing market.

Housing

Priority: Rental Assistance Programs.

HOME: Collier County Housing Authority (CCHA) continues to house a total of 7 families in FY 2011-2012 through the Tenant Based Rental Assistance (TBRA) project. During the current reporting year CCHA indicated that they were not able to provide match in order to continue the TBRA project. CHS worked with the CCHA organization and decided to allocate \$52,125 in excess match funding available to assist the CCHA to continue to expend their TBRA project.

HOME: Big Cypress Housing Corporation (BCHC) was awarded \$1,144,000 funds from FY2013-2014 and unspent/unallocated funds from previous years to construct 11 single family rental homes in Hatcher's Preserve located in Immokalee.

HOME: Community Assisted and Supportive Living (CASL) was awarded \$405,564 to acquire multi-family units to provide rental housing for persons with disabilities.

CDBG: Community Assisted and Supportive Living (CASL) was awarded \$321,138 to acquire multi-family units to provide rental housing for persons with disabilities.

SHELTER PLUS CARE(S+C): S+C funding, through the Continuum of Care program, awarded to CCHA in 2010 is intended to provide 2 rental vouchers to assist persons with mental illness/alcoholism problems to transition to independent living. Collier is working with CCHA and HUD to assure continuance of this program.

On August 2, 2012 the Continuum of Care (CoC) voted to be designated as the Collaborative Applicant (since the new HEARTH Act regulations governing the CoC program replaced the term Lead Agency with Collaborative Applicant). At the September 25, 2012 Board of County Commissioners (BCC) meeting a recommendation was approved to transfer responsibilities from Collier County to the CoC. As part of the transition of the CoC, the Shelter Plus Care program was also transitioned back to HUD. On June 25, 2013, the Board voted unanimously to terminate the subrecipient agreement between Collier County and CCHA so that HUD could contract directly with CCHA. However, during this program year it became evident that the transfer was not completed. Staff has made a recommendation HUD to continue the program under the County and at the time of publication is awaiting a reply.

Priority: Rehabilitation of Existing Housing Units.

NSP: 35 single family homes were rehabilitated and sold to low, moderate and middle income (LMMI) homebuyers.

- Single Family
 - 8 Low
 - 12 Moderate
 - 6 Middle
- Multi Family
 - 9 Low

HOME: There was no single family homes rehabilitated with HOME funds during the FY2013-2014 program year.

CDBG: During a supplemental funding cycle in February 2013, CHS awarded \$235,000 to Habitat for Humanity for a re-roofing project. Habitat for Humanity repaired and/or replaced a total of 20 roofs. The program was completed in July 2014.

CDBG: Collier County Housing Authority - Electrical rewiring upgrades of 71 units in Section A of Farm Worker Village in Immokalee.

Other Housing Activities: Single Family New Construction and/or Purchase Assistance.

CDBG: During the reporting period Habitat for Humanity has closed on five (5) homes between October and December 2013 and twenty-three (23) homes between February and July 2014 bringing the total homes constructed in the community to date to 97 in Regal Acres.

CDBG: Big Cypress Housing Corporation (BCHC) was awarded a total of \$74,718 funds to facilitate infrastructure improvements at the Hatcher's Preserve development BCHC is acquiring the property from EASF utilizing their own funds while the CDBG funds will be used for some of the site improvements in order to construct 18 single family rental units in Immokalee. Funding for the construction of the 18 housing units comes from a combination of HOME, DRI and DREF.

CDBG: Purchase assistance funds were used to assist seven (7) first time homebuyers for a total of \$140,000.

State of Florida State Housing Initiative Partnership (SHIP): Purchase assistance funds have assisted twelve (12) first time homebuyers utilizing a total of \$240,000.

HOME: Purchase assistance funds were used to assist two (2) first time homebuyers for a total of \$38,000.

HOME: Big Cypress Housing Corporation new construction of single family rental homes at Hatcher's Preserve for a total of \$1,144,000

CDBG: Through a supplemental funding cycle in February 2013, utilizing unspent or unallocated funds, CHS funded Immokalee Non-Profit Housing for improvements to the Timber Ridge Community Center. Improvements to the community center consisted of replacement of existing awnings, playground equipment and mailboxes. The project was completed in July 2014.

CDBG: Through a supplemental funding cycle in February 2013, utilizing unspent or unallocated funds, CHS funded Immokalee Non-Profit Housing for improvements to the Sanders Pines community. Improvements to the community consisted of playground equipment replacement and new mailboxes. The project was completed in July 2014.

Homeless

Objective: Allocate funds as available to the agencies providing services to the homeless.

CDBG: Youth Haven completed their Phase I shelter improvements to provide major upgrades to their facilities for homeless and at risk youth. The improvements included building repairs to 2 transitional cottages, the installation of a generator for the 2 transitional cottages, upgraded campus security, fencing and lighting for homeless runaway

youth ages 14-18. Funding was \$221,000 (FY2012-2013) and was completed in December 2013.

CDBG: Legal Aid Service of Collier County was funded for \$72,552 to provide legal services to victims of domestic abuse, sexual assault, dating violence, child abuse and other abuses. To date the organization has served 129 unduplicated clients.

CDBG: The Shelter for Abused Women and Children had a \$174,990 agreement for shelter upgrades. The upgrades were completed in December 2013 and consisted of shelter flooring replacement, HVAC improvements and upgrades to their security system.

Continuum of Care (CoC): CoC funding comes directly from HUD to the recipients. The collaborative applicant is a local non-profit agency, the Collier County Hunger and Homeless Coalition.

CoC - The Shelter for Abused Women and Children: Operations and supportive services for the domestic abuse shelter. Please note: as of July 1, 2013 the renewal agreement was funded directly from HUD to the Shelter.

CoC - Homeless Management Information System (HMIS): Operating expenses to provide statistical data on homelessness prevention and re-housing activities throughout the county. Please note: Funding is from 5/1-4/30 each year. HMIS funding of \$99,662 was administered by Collier County CHS until April 30, 2013. Collier County sent notification to HUD to terminate future contracts between the County and HUD. Catholic Charities Diocese of Venice took responsibility of the HMIS on May 1, 2013. The contract is now between Catholic Charities and HUD.

Non- Homeless Special Needs

5 year Objective: New or expanded facilities for person with special needs (25 beds to be added between 2011 and 2016)

HOME: Community Assisted and Supportive Living (CASL) was awarded \$405,564 to acquire multi-family units to provide rental housing for persons with disabilities.

CDBG: Community Assisted and Supportive Living (CASL) acquired two duplexes to house persons with disabilities. The duplexes will accommodate 8 people.

CDBG: City of Naples – Wheelchair Accessible Playground – Add new ADA handicap and wheelchair accessible play structure at one of the City's small play areas across from the River Park Community Center. This project is located in a LMA in Naples.

With the addition of David Lawrence Center Crisis Stabilization project of 16 beds from the previous year (FY2012) and the addition of 12 beds in FY2012 from the Foundation for the Developmentally Disabled (FDD), along with the addition of CASL's duplex acquisitions, Collier County has exceeded our goal of 25 new beds by 19 for a total of 44 beds since the inception of the Consolidated Plan.

5 year Objective: Supportive services to serve eligible persons with special needs (200 persons to be served between 2011 and 2016.)

CDBG: United Cerebral Palsy of Southwest Florida (UCP) – Transportation Services – Partial salary for staff and drivers to transport 8 adult persons with disabilities to the UCP adult day training and education center in Naples. As of July 2014, UCP has transported a total of 12 adult persons with disabilities.

CDBG: City of Naples – Wheelchair Accessible Playground – Add a new ADA handicap and wheelchair accessible play structure at one of the City's small play areas across from the River Park Community Center. This project is located in a LMA in Naples.

With the addition of the Naples Equestrian Center and ABLE Academy projects in FY2012-2013 for land acquisition in the supplemental cycle, Collier County was able to exceed the goal of 200 specials needs persons by providing funding to assist 276-280 clients. In addition, this reporting year (FY13-14) CHS has served 8 more clients from UCP as well as an unknown number of children with special needs located in the LMA of Naples.

Community Development

Objective: Community Facilities

CDBG: The Immokalee Community Redevelopment Agency (CRA) La Placita project funded in 2010 has purchased land and provided design and bidding process for a general contractor. The majority of the construction was completed in May 2014. A ribbon cutting ceremony was held on May 20, 2014. Funding through a contract amendment to the existing project scope added handrails to the park. This portion of the project should be completed by the end of November 2014. The downtown plaza will help spur the economy in Immokalee, a LMA community. The contractor won two awards for their work on this project, one for an outstanding public works project and one for a unique feature (bicycle rack shaped like a bicycle).

CDBG: Re-programmed funds from 2011 enabled Collier County Parks & Recreation Department to build a building to develop a Voluntary Pre-Kindergarten (VPK) program and other educational programs at the Immokalee South Park. The project was completed in December 2014.

CDBG: The Boys and Girls Club of Collier County received funds to do the design and permitting for the Immokalee Youth Development Center. This phase of the project will be completed by March 2015, with construction to immediately follow.

CDBG: Habitat for Humanity is in the process of constructing water and sewer infrastructure at their Faith Landing development. When the project is completed, Habitat will construct 20 single family homes for acquisition by low income individuals/families.

Objective: Community Infrastructure

CDBG: The City of Naples utilized their FY2013-2014 entitlement funds for intersection improvements located at Goodlette-Frank Road and 5th Avenue North and Goodlette-Frank Road and Central Avenue. City staff recently advised that the construction bids were returned and funding from FY2013-2014 was not enough to start construction. CHS staff is in the process of completing a substantial amendment to direct the City's unallocated FY2014-2015 funds to this project in order to complete the needed improvements.

CDBG: Through a supplemental funding cycle in February 2013, utilizing unspent or unallocated funds, CHS funded the Naples Equestrian Center (NEC) to acquire 2.15 acres of land contiguous to their existing facility. The expansion will allow the NEC to increase services to children with special needs and veterans with post traumatic stress disorder (PTSD). NEC closed on the land in November 2013.

Objective: Economic Development

CDBG: Guadalupe Social Services (GSS) Job Development project was funded in 2011 to provide job creation for 1 job. The contract requires CHS monitor the continued employment of the position for 2 years. A local Immokalee LMI citizen is currently employed in this position.

CDBG: Goodwill Industries Microenterprise Program was funded during a supplemental funding cycle and during the FY2013-2014 to provide technical assistance and business development for persons wishing to open their own business through a Microenterprise program. The supplemental funding cycle is complete with a total of 40 persons completing the program. The FY2013-2014 is currently underway and will serve a total of 30 LMI individuals through 4-6 week classes when the project is complete later this year.

Objective: Public Service Initiatives

CDBG: The Legal Aid Service of Collier County received \$72,552 to provide legal assistance to assist LMI clients with custody orders, protective orders, child support, filing fees and injunctions. The project will be completed in December 2014. To date Legal Aid has served 129 persons.

CDBG: United Cerebral Palsy of Southwest Florida (UCP) – Transportation Services – Partial salary for staff and drivers to transport 8 adult persons with disabilities to the UCP adult day training and education center in Naples. As of July 2014, UCP has transported a total of 12 adult persons with disabilities.

Provide a breakdown of the CPD formula grant funds spent on grant activities for each goal and objective.

FY2013-2014 CDBG Funds:

- Total drawn : \$3,813,944
- Public Facilities activities & Improvements: \$2,971,447
- Public Services activities: \$102,015
- Economic Development activities: \$51,005
- Administration activities: \$314,114
- Direct Homeownership Assistance: \$144,302
- Rehabilitation: \$231,061

FY2013-2014 HOME Funds:

- Total drawn: \$337,929
- Housing Activities: \$239,385
- Administration activities: \$98,544

FY2013-2014 ESG Funds

- Total drawn: \$141,104
- Shelter Operation activities: \$132,990
- Total administration activities: \$8,114

If applicable, explain why progress was not made towards meeting the goals and objectives.

CHS has made great headway this past year in getting delayed projects back on track, and reprogramming and spending unspent or unallocated funds from prior years to meet the objectives of the Consolidated Plan. As discussed previously, the overall goals identified in the Five Year Consolidated Plan are housing, homeless and community development. The objectives for the housing goals include providing high quality affordable housing and housing assistance. The community development goal is supported by providing support for infrastructure, community self-investment in low income neighborhoods; expand economic opportunities, facilities and/or services to address the critical social service needs and the facilitation and/or services for seniors, children and persons with special needs.

However, there are environmental factors influencing grant allocations. Until the last several months, there was a continued lack of demand in the Housing Sector particularly owner occupied single family home construction. There are still a number of foreclosed homes/condominiums available at an affordable price. However, recently local housing indicators have identified a rise in housing prices, along with the unemployment rate coming down. Rental housing appears to be in high demand. Vacancy rates for rental units are less than 2%. Subrecipients have told CHS that landlords are raising rental rates monthly to accommodate the demand and it is becoming more and more difficult to locate affordable housing for their clients.

Also, discussions with the Collier County Growth Management Division staff have noted that some of the Planned Unit Developments that had previously included an affordable housing component for additional bonus density are being re-submitted to remove the affordable housing component, reducing density and allowing for only market rate units. This activity reduces the availability of potential affordable housing units.

2. Describe the manner in which the recipient would change its program as a result of its experiences.

Collier County CHS has made many systemic improvements to its operations during this program year. We plan to continue them going forward, as improved results from our actions are occurring. In this fiscal year, CHS staff achieved timeliness with a 1.48 timeliness ratio. The staff at CHS Department plans to further enhance our existing management of the programs:

- Continue to expand technical assistance (TA) provided to non-profit organizations through both group and individual TA presentations to include grant application preparation, project implementation training, regulation training, and project management. CHS continues quarterly individual subrecipient meetings with participating non-profit organizations where staff discusses project related issues such as project completeness, timeliness, etc. These meetings provide an opportunity to improve organizational capacity and assist all organizations to complete projects in a timely manner.

- Continue to engage non-profit directors early and often to ensure they take responsibility for timely and compliant use of funds and program administration. In addition to the one-on-one quarterly meeting described in the previous bullet, CHS has established quarterly Key Partnership meetings. Non-profit directors and key staff are invited to these meetings, along with potential new non-profit organizations to discuss specific program related topics. Staff provides educational topics during the meeting such as fair housing, affirmative action, environmental reviews, Section 3, HUD updates etc. In addition there is always a general question and answer period for the non-profits to request additional information.
- CHS conducts formal training classes for all new and previously funded subrecipients. These programs include such important topics as Davis Bacon, Section 3, income certification and many more topics. Armed with a clear understanding of the HUD regulations, these classes provide more experience for new and existing subrecipients to start the new funding year with the tools necessary to complete their projects correctly.
- Work with subrecipients to ensure pay request accuracy and improve in-house tools to speed up project accomplishments/payments. CHS, in most cases, facilitates meeting with the Finance Department and subrecipients if there is a difficult problem in order to expediently resolve any payment request issue.
- Continue our increased monitoring frequency for both new and experienced subrecipients. The monitoring assists them by customizing pay request paperwork, as well as increasing emphasis on better reporting and completing projects in a timely and compliant manner. By assisting our non-profit partners in better defining their proposed budgets and timelines, we are working to decrease pay reimbursement time and decrease the number of amendments required.
- Increase outreach efforts to solicit more grass-roots community participation. Extra consideration has to be given to the development of existing Community Housing Development Organizations (CHDOs) along with the addition of new CHDOs and Community-Based Development Organizations (CBDOs). Consideration has been given to expand our reach for CHDOs in nearby communities who have sufficient capacity to expand into Collier County.
- Continue to request HUD TA to improve staff skills in the areas of entitlement program administration/monitoring, fiscal management, and HOME/CHDO regulations. Also continue to send staff to available HUD and NEDA training courses.
- Continue to closely track the progress of projects to mitigate potentially problematic issues before they become major issues. CHS is now conducting staff monthly meetings to review each project's progress.
- Continue to pinpoint slow moving projects or funded but not started projects and identify them for possible reprogramming.
- Continue to further improve our funding request application screening. Staff now requires one-on-one meetings with potential applicants prior to submitting an application for funding. This process allows CHS to explain the programs, eligible expenses, expectations, etc. It also provides the applicant to ask questions to further clarify their projects. Further application revisions are underway.

- Continue to operate the newly established compliance section within the department. Staff has developed a monitoring checklist, schedule and provides handouts for the subrecipient prior to the monitoring visit. This information provides the subrecipient with a “roadmap” of the information staff will review when the monitoring visit occurs. During established monitoring visits, CHS reviews project files, required paperwork, etc.

3. Affirmatively Furthering Fair Housing:

Provide a summary of impediments to fair housing choice and identify actions taken to overcome effects of impediments identified.

Collier County adopted a Fair Housing Ordinance in 1986 and was amended in 1992. Furthermore, in 2003, the Board of County Commissioners (BCC) adopted a resolution opposing discrimination of all Collier County residents. The BCC directed the County Manager to establish and administer, through the Communication and Customer Relations Department, an information and referral service to the public on matters affecting discrimination. The ordinance was reaffirmed on March 25, 2014.

The County plays an active role in affirmatively furthering fair housing through the promotion of homeownership and efforts to increase provisions for more affordable and accessible housing.

During this fiscal year, CHS has coordinated a number of fair housing activities. The table on the next page outlines, in detail, the dates and types of activities provided during this year.

The County's Fair Housing Policy (updated in 2013) incorporates the directives of State and Federal laws and Executive Orders, including, but not limited to:

- Title VI of the Civil Rights Act of 1964
- The Fair Housing Act – Title VIII of the Civil Rights Act of 1968, as amended
- Executive Order 11063, as amended by Executive Order 12259
- Section 104(b) of Title 1 of the Housing and Community Development Act of 1974, as amended
- Section 109 of Title 1 of the Housing and Community Development Act of 1974, as amended
- Section 3 of the Housing and Community Development Act of 1968, as amended
- Sections 503 and 504 of the Rehabilitation Act of 1973, as amended
- The Americans with Disabilities Act of 1990
- The Age Discrimination Act of 1975, as amended
- Executive Order 11246 (as amended by Executive Orders 12375 and 12086) Equal Opportunity Under HUD contracts and HUD-assisted Construction Contracts
- Executive Order 1892, Leadership and Coordination of Fair Housing

Collier County's first Analysis of Impediments to Fair Housing (AI) was prepared in 2001 by Florida Planning Group (FPG). Information on fair housing was compiled from a number of sources, including HUD's Office of Fair Housing, The Florida Commission on Human Relations, the Home Mortgage Disclosure Act, the Collier County Banking Partnership, Naples Area Apartment Association, and the Naples Area Board of Realtors. In addition, the County's non-profit agencies were surveyed regarding fair housing issues. This project was

completed in coordination with the Consolidated Plan (2011-2016) which was submitted to HUD in August 2011. A second analysis was completed in 2006 and a review in 2011.

For many years the major impediment to fair housing in Collier County had been its lack of affordable workforce housing. However, with the drop in the housing market during 2007-2011, the major impediments encountered by LMI citizens are the lack of credit worthiness, the tight credit markets, and the need for more rental housing, the uncertain economic outlook, and NIMBYism. Given recent decline in the AMI for the Naples-Marco Island MSA, and the increasing housing prices and rental rates, the lack of affordable workforce housing is on the forefront once again.

Identify actions taken to overcome effects of impediments identified.

- The Community and Human Services Department continues to fund affordable housing and rental rehabilitation programs through local non-profit organizations.
- Neighborhood Stabilization Program (NSP1 and NSP3), partnering with Habitat for Humanity, rehabilitated and sold 35 properties to LMMI clients.
- Fair housing notices and fair housing pamphlets (English/Spanish) are provided to libraries, social service agencies, churches and the Collier County CHS lobby.
- Collier County continues to ensure that local newspapers publish a Publishers Notice on a daily basis in English and Spanish.
- Collier County is continuing to comply with Section 3. Collier County has created a Section 3 Plan, incorporated Section 3 language into its subrecipient agreements and monitoring activities, and included Section 3 information on its Purchasing Department and CHS webpage.
- Collier County's Communications and Customer Relations Department is tasked with taking calls and/or complaints on housing and job discrimination and referring callers to the appropriate services. They also provide printed materials to the public.
- CHS staff members speak to numerous organizations and hold exhibits and expos on housing related issues throughout the year. During FY2013-2014 staff distributed 34 ounce measuring scoop/cups and Franklin the Fox coloring books to further fair housing awareness, and attended and/or facilitated the following events:

Date	Facility	Topic
Ongoing	Collier County CHS	Disseminate fair housing information for all purchase assistance and rehabilitation applicants
01/23/2014	Collier County East Naples Methodist Church	Employee Savings and Health Expo – provided information on housing and fair housing
02/20/2014	Key Partnership meeting	Went over Fair Housing requirements with current and potential subrecipients
03/11/2014	CDBG 40 th Anniversary Poster	Posters
03/14/2014	Fair Housing Seminar at Hodges University	In conjunction with SW Florida Apartment Association for Fair Housing Training
03/25/2014	March 25 Board of County Commission meeting	Collier County Housing Authority accepted award Fair Housing Proclamation
08/01/2014	Collier County libraries and subrecipients	Fair Housing Bookmarks

08/12/2014	T-shirt Express	Crayons for coloring books
10/23/14	Immokalee South Park	In conjunction with Centro Campesino Farmworkers held a Fair Housing and Weatherization event

- CHS has links to HUD’s fair housing public service ads and is in coordination with the Communications and Customer Relations Department to air them on our local public access television channel.
- CHS has a Fair Housing plan.
- CHS requires all subrecipients/developers to have an Affirmative Fair Housing Policy and submit to CHS within 30 days of agreement execution

4. Describe Other Actions in Strategic Plan or Action Plan taken to address obstacles to meeting underserved needs.

The major obstacle to meeting the County’s underserved needs will continue to be the declining levels in federal/state support for housing, homelessness, non-homeless special needs and community development (Housing Section, page 13, Collier County 5-Year Consolidated Plan).

In response to this obstacle, the County has a number of local programs to increase the supply of affordable housing including density bonus, impact fee deferrals and expedited permitting among others. At this time, only the expedited permitting is active, and there are discussions ongoing about reinstating the impact fee deferrals for developers of affordable housing. The County continues to maximize the grants received from numerous sources to better serve the low and moderate income families and work with other agencies and government departments to develop policies that assist meeting these needs.

An additional obstacle is the definition of two of the areas within Collier County as “Difficult to Develop.” This designation by HUD refers to the factors that exist in the area that make development more costly and limit the ability of the residents to achieve economic stabilization. The two areas are defined as Census Tract 7 (City of Naples, River Park Community) and the Immokalee area of eastern Collier County (Community Development Section, page 58, Collier County Five-Year Consolidated Plan).

The City of Naples utilizes its entitlement funds typically in the River Park community. In FY2013-2014, the City identified an intersection improvement project located at Goodlette Frank Road and 5th Avenue North. This project was identified to improve pedestrian safety at this busy intersection. The City, later in the year, identified an additional intersection improvement project at Goodlette Frank Road and Central Avenue. This project was included in the Action Plan through a substantial amendment. The focus of the additional project was also to improve pedestrian safety.

CHS has funded numerous projects within the Immokalee Community, ranging from job creation, land acquisition, public facilities/infrastructure improvements, and community park improvements. In addition, from previous years funding, CHS continues to work with Immokalee CRA on a public plaza in the downtown area of Immokalee. This project, La Placita/First Street Plaza utilized CDBG funds to acquire the land and construction of the facility. The CRA completed the vast majority of improvements in May 2014, and anticipates completing all the improvements by the end of 2014.

Finally, in the Immokalee area, CHS funded a job creation project with Guadalupe Center in 2010. The person that has been hired is a low income Immokalee resident. CHS is tracking the job retention for the second year in order to fulfill the requirements of the grant agreement. In addition to allocations of entitlement funds in these areas, Collier County has also funded numerous projects with millions of dollars in these areas with Disaster Recovery funding through the Florida Department of Economic Opportunity.

CHS staff has been working with the AHAC to develop a model to identify the need for affordable housing in the County, which is intended to trigger development of plans to respond to the identified need. Such responses may include grant allocations, use of incentives, developer partnerships, or other means to eliminate barriers to meeting the affordable housing needs in our community.

Eliminate barriers to affordable housing:

The County continues to operate incentive programs to encourage affordable housing including a purchase assistance program for LMI first time homebuyers using State of Florida SHIP funds, HOME funds, and working with Habitat for Humanity to use NSP 1 and 3 funds to acquire, rehab and sell previously foreclosed homes to income qualified citizens. During this fiscal year, CHS utilized \$202,482 in NSP 1 funds to rehabilitate 18 homes while NSP3 spent \$716,942 to rehabilitate 17 homes.

Overcome gaps in institutional structure and enhance coordination:

The County, in conjunction with its non-profit housing and social service partners, continues to carry out a myriad of housing and community development activities. Under HUD's new CHDO requirements, CHS has certified one local non-profit organization, Big Cypress Housing Corporation. CHS continually looks for new ways to recruit new organizations that would qualify as local CHDO's. CHS has also partnered with an experienced low income housing developer to implement a rehabilitation program, using SHIP funds. This partnership has assisted CHS in gaining expertise necessary to operate such a program effectively and in a compliant manner.

County staff also provides technical assistance to non-profit service providers to help them obtain grants and leverage other available resources. Coordination is enhanced through monthly meetings with groups including the Affordable Housing Advisory Committee (AHAC), Collier County Hunger and Homeless Coalition, the Continuum of Care Committee, the Immokalee Interagency Association, the Victims Advocacy Organization (VAO) and the CHS quarterly sponsored Key Partnership meetings.

In addition, The Victims Advocacy Coalition (VAC) is a targeted Board supported working group formed to identify grants to augment services to the citizens in our community most vulnerable through "no fault of their own". The goal is to develop additional expertise in this area to bring more grant funds to the County.

The Key Partnership meetings are an initiative of the CHS department whereby community partners are invited to attend a quarterly workshop style meeting where discussion items include upcoming funding availability and uses, grantee capacity, regulation or process

training, opportunities for improvement in operation between all parties. Representatives from the County departments and our Clerk of Courts Finance Department are in attendance.

Via this evolving network, CHS alerts partners to grant regulation changes, education opportunities, general information, and an opportunity to create collaborative arrangements to meet the needs of our community. CHS has very good relationship with many local banks related to the down payment assistance activities of the department.

Collier has also invested in improving the relationships and processes with the Clerk of Courts staff involved in payment audits and overall single audit compliance and much improved results are being noted. As an example, when CHS receives technical assistance the Financial Management Department is invited and several of their staff members attended.

Improve public housing and resident initiatives:

For many years, Collier County and Collier County Housing Authority (CCHA) have worked together to develop a successful Tenant Based Rental Assistance (TBRA) program to help address some of the rental needs of the very low and low income special needs population. In FY2012-2013, CCHA partnered with other local non-profit organizations on educational initiatives, supportive services, and other activities to benefit very low and low-income residents. County staff has encouraged the CCHA to apply for additional vouchers, rental rehabilitation of its existing units, acquisition, rehab and development of scattered site units. During the FY2012-2013 CCHA was awarded HOME TBRA and TBRA administration funds to improve rental assistance to the very low and low income individuals/families. The organization identified a partnership agreement with another local non-profit organization to provide case management as their required 25% match. Early in the program inception, CCHA notified CHS that the partnership for case management had been terminated. Unable to locate additional match for the program, CCHA sent a request to terminate the TBRA contract. Since that time CHS has identified another source of match and the program has been re-instituted.

Reduce the number of persons living below the poverty level:

Collier County CHS Department supports and encourages economic development initiatives to assist the creation of new, higher paying, career path jobs in the community. In order to build a more skilled workforce and enhance the County's efforts to attract, grow, and expand job-creating businesses Goodwill Industries created a Microenterprise Program that received FY2013-2014 CDBG funding to operate a job creation facility in East Naples. Goodwill Industries provides classes to teach low income individuals how to start/expand their own businesses.

CHS continues to track the previously funded Immokalee Business Development Center (IBDC) and Guadalupe Center to promote business/job development. CHS will continue to require subrecipients to hire Section 3 employers/employees when possible and abide by all Section 3 requirements. In our reports to HUD this year we are pleased to show a number of Section 3 businesses.

CHS staff has worked with the technical advisory team to explore the potential for future expansion of economic development initiatives in order to have even more impact in this

area, and key staff will attend the three day class on Economic Development in November 2014.

5. Leveraging Resources

Identify progress in obtaining "other" public and private resources to address needs.

Collier County seeks to leverage grant funds with other public or private resources to meet the needs of our community. Collier requires applicants for entitlement grant funding to outline any leveraged funds, and offers bonus points in the award process for the degree to which this is achieved. Also in the application process, Collier rewards collaborative projects with additional points, which may also constitute leverage. Collier County has further added leverage of funds as a performance indicator for the CHS department and it is published and tracked in the Collier Budget documents.

During FY2013-2014, the subrecipients brought approximately \$6,724,349 of their own funds either through matching requirements or additional funds to complete their projects. This provides an economic impact of approximately \$9,299,452 to the local economy to assist low and moderate income individuals/families.

Finally, Collier operates several other grant programs which allow for the entitlement funding to be "freed up" because needs are met or at least addressed with other programs. The next section outlines specifics with regards to leveraging.

How Federal resources from HUD leveraged other public and private resources.

- State Housing Initiatives Partnership (SHIP), HOME and CDBG provided funds for purchase assistance to 12, 2 and 7, respectively, first time homebuyers.
- SHIP provided funds for a rehabilitation program for very low and low income individuals
- CDBG funds helped leverage private foundation funds and other private funding sources along with State resources for affordable housing and public services projects.
- Each agency (i.e. The Shelter for Abused Women & Children) receiving the annual ESG entitlement provides dollar for dollar match for the grant. Catholic Charities utilized a Community Foundation grant for part of their match requirement.
- NSP1 and NSP3 funds in the amount of \$919,424 and used to rehabilitate and resell 1 remaining foreclosed home in eastern Collier County.
- The Disaster Recovery Program (DRI/DREF) expended \$26,192 throughout the county during FY 2013-2014.
- Current projects under construction with DRI/DREF total to approximately \$5.6 million. These projects will be completed by spring or summer of 2015.
- Recent HOME awardees are providing match to their awards as they develop properties beyond the funding allocation

How matching requirements were satisfied:

Match dollars were provided by current and prior year excess match funds (including SHIP) as well as private sources such as case management wrap around services. ESG subrecipients provide dollar-for-dollar match from private donations and/or non federal sources.

All nonprofit organizations submitting applications requesting CDBG, HOME or ESG funding are asked to identify sources of leverage and/or match depending on the funding allocation. Some of the funding sources provided include private donations, thrift store proceeds and other state or federal funds.

Managing the Process

1. Describe actions taken during the last year to ensure compliance with program and comprehensive planning requirements.

Collier County CHS Department follows HUD's and its own internal policies and procedures for meeting grant requirements; uses sound accounting and financial procedures; attends HUD-sponsored training sessions; consults with HUD representatives on technical questions; and utilizes information from public input sessions to ensure compliance with HUD's citizen participation requirements. In addition, Collier County CHS is responsible for the development and implementation of the County's Housing Element of the Comprehensive Plan to ensure that efforts are being made to adhere to the goals, objectives, and policies of the adopted Housing Element.

CHS is developing a request for proposal to solicit TA services to ensure we have expert assistance when needed in order to ensure all our programs remain compliant.

Subrecipient pay requests now get a full compliance audit by CHS staff prior to payment and efforts to track cures/remedies to monitoring findings and/or concerns have now been implemented.

Collier also invested heavily in staff training during this program year with many staff members continuing to attend OneCPD, NCDA and HUD training courses off site and participating in dozens of webinars. The goal has been to dramatically improve our technical program understanding to reduce reliance on our HUD representatives and to become more self-sufficient.

Collier has provided several training sessions for subrecipients during and separate from the Key Partnership meetings, meets quarterly with each subrecipient or developer, and provided on-going technical assistance informally and via substantially enhanced monitoring.

CHS has implemented compliance and monitoring section consisting of three individuals focused on monitoring, compliant agreements, and compliant policies and procedures, as well as training on all compliance elements.

Citizen Participation

Provide a summary of citizen comments.

Collier County received no public comments on the contents of the 2013-2014 CAPER.

The notice of the CAPER availability was published for a 15-day public comment period beginning November 19, 2014 through December 4, 2014. The advertisement was published in English and Spanish on November 19, 2014. The notice was published in two newspapers (general circulation - Naples Daily News, and a local paper - Immokalee Bulletin). The CAPER was also available for public review and comment in nine county libraries, the County's Public Information desk, the County's CHS Department, and on the County's website.

1. **In addition, the performance report provided to citizens must identify the Federal funds made available for furthering the objectives of the Consolidated Plan. For each formula grant program, the grantee shall identify the total amount of funds available (including estimated program income), the total amount of funds committed during the reporting period, the total amount expended during the reporting period, and the geographic distribution and location of expenditures. Jurisdictions are encouraged to include maps in describing the geographic distribution and location of investment (including areas of minority concentration). The geographic distribution and expenditure requirement may also be satisfied by specifying the census tracts where expenditures were concentrated.**

Project Description	Location	Funds Committed	Funds Expended*	Type
City of Naples- Wheelchair park improvements (FY2012)	Naples/River Park	\$ 105,835	\$ 47,913	CDBG
Immokalee CRA La-Placita-Park improvements (FY2011)	Immokalee	\$ 994,000	\$ 725,147	CDBG
Immokalee CRA Immokalee Business Development Center-Business assistance(FY2012)	Immokalee	\$ 61,087	\$ 8,486	CDBG
Immokalee Non Profit Housing Services – Timber Ridge Community Center improvements (2013 Supplemental) (FY2011)	Immokalee	\$ 18,250	\$ 9,035	CDBG
Immokalee Non Profit Housing Services – Sanders Pines-Community Facilities (2013 Supplemental)	Immokalee	\$ 13,500	\$ 12,144	CDBG
United Cerebral Palsy of Southwest Florida- Transportation (2013 Supplemental) -	Countywide**	\$ 24,458	\$ 7,315	CDBG

COLLIER COUNTY CONSOLIDATED ANNUAL PERFORMANCE & EVALUATION REPORT (CAPER)
FY 2013-2014

Legal Aid Service of Collier County- Legal Representation (2013 Supplemental)	Countywide**	\$ 72,552	\$ 35,374	CDBG
City of Naples- Intersection Improvements (FY2013)	Naples/River Park	\$ 80,459	0	CDBG
Able Academy - Acquisition (FY2012 Supplemental)	Countywide**	\$ 515,000	\$ 15,000	CDBG
Boys & Girls Club of Collier County- Youth Development Center-Design and Permitting(FY2012)	Immokalee	\$ 183,236	\$ 7,872	CDBG
Goodwill Industries- Microenterprise program (FY2013)	Countywide**	\$ 52,588	\$ 17,467	CDBG
Collier County Housing Authority- TBRA Administration (FY2011)	Countywide**	\$ 30,000	\$ 17,500	CDBG
David Lawrence Center – Access to Wellness (FY2012)	Countywide**	\$ 179,500	\$ 132,784	CDBG
Habitat for Humanity-Faith Landing Infrastructure (FY2013)	Immokalee	\$ 500,000	\$ 2,662	CDBG
Big Cypress Housing Corporation – Hatcher’s Preserve site improvements (FY2013)	Immokalee	\$ 74,718	0	CDBG
Collier County Housing Authority- Electrical rewiring (FY2013)	Immokalee	\$ 385,000	\$ 8,100	CDBG
Community Assisted and Supportive Living – Acquisition (FY2013)	Countywide**	\$ 321,138	\$ 321,138	CDBG
Direct Homeownership Assistance – Purchase assistance	Countywide**	\$ 163,868	\$ 140,000	CDBG
Immokalee South Park-Park construction (FY2011)	Immokalee	\$ 775,016	\$ 755,436	CDBG
Youth Haven Facility improvements (FY2012)	Countywide**	\$ 221,000	\$ 221,000	CDBG

COLLIER COUNTY CONSOLIDATED ANNUAL PERFORMANCE & EVALUATION REPORT (CAPER)
FY 2013-2014

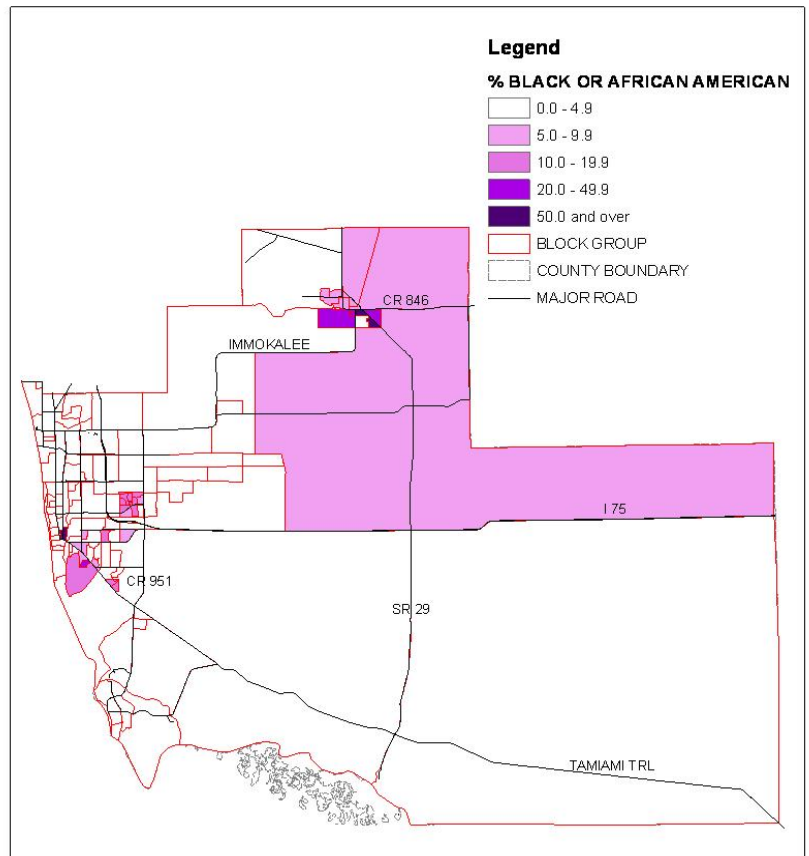
Naples Equestrian Center – Land acquisition (FY2013 Supplemental)	Countywide**	\$ 520,000	\$ 520,000	CDBG
Habitat for Humanity –Re-roof project (FY2013 Supplemental)	Countywide**	\$ 235,000	\$ 205,461	CDBG
The Shelter for Abused Women and Children-Shelter Upgrades (FY2013 Supplemental)	Countywide**	\$ 174,990	\$ 164,463	CDBG
David Lawrence Center-Crisis Stabilization (FY2010)	Countywide**	\$ 221,000	\$ 22,100	CDBG
Guadalupe Center-Early Childhood Project (FY2010)	Immokalee	\$ 25,000	\$ 1,127	CDBG
Goodwill Industries-Microenterprise (FY2012 Supplemental)	Countywide**	\$ 32,949	\$ 23,906	CDBG
The Shelter for Abused Women and Children-Legal Services (FY2011)	Countywide**	\$ 131,135	\$ 59,290	CDBG
CDBG TOTAL:		\$ 6,111,279	\$ 3,480,720	CDBG
Big Cypress Housing Corporation Housing construction (FY2013)	Immokalee	\$ 1,144,000	0	HOME
Community Assisted and Supportive Living-Acquisition (FY2013)	Countywide**	\$ 405,565	0	HOME
Purchase Assistance	Countywide**	\$ 39,800	\$ 17,749	HOME
Collier County Housing Authority - Tenant Based Rental Assistance (FY2011)	Countywide**	\$ 300,000	\$ 201,902	HOME
Florida Non Profit Housing (FY2010)	Immokalee	\$ 55,957	\$ 30,122	HOME
HOME TOTAL:		\$ 1,945,322	\$ 249,773	HOME
The Shelter for Abused Women and Children – Shelter Operations (FY2012)	Countywide**	\$ 46,800	\$ 46,800	ESG
St. Matthews House – Shelter Operations	Countywide**	\$ 46,800	\$ 46,800	ESG

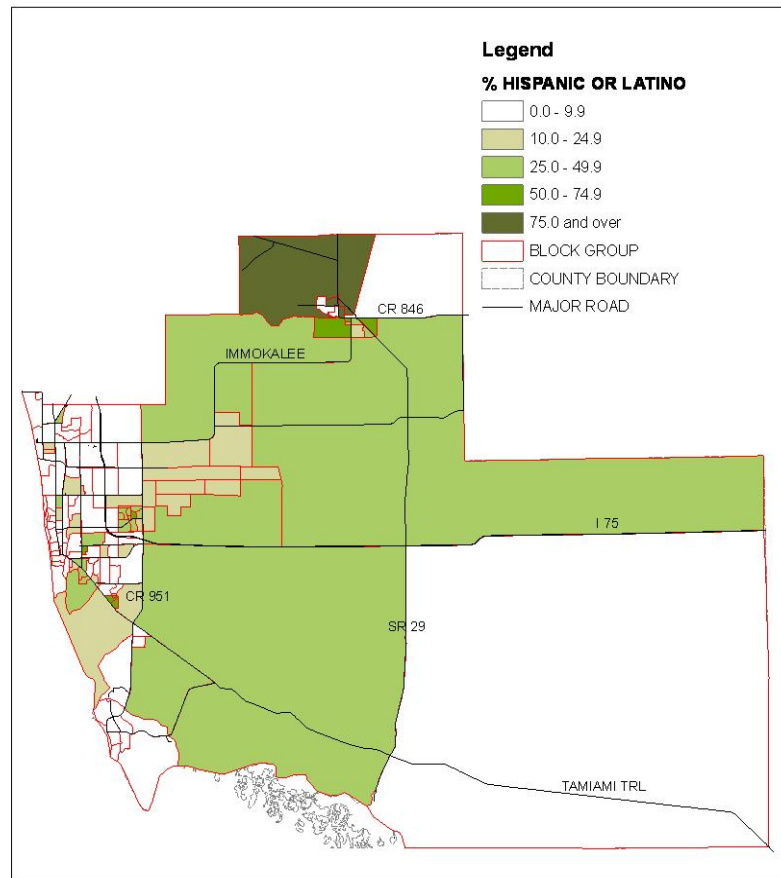
COLLIER COUNTY CONSOLIDATED ANNUAL PERFORMANCE & EVALUATION REPORT (CAPER)
 FY 2013-2014

(FY2012)				
Catholic Charities (FY2012)	Countywide**	\$ 62,490	\$ 39,390	ESG
The Shelter for Abused Women and Children (FY2013)	Countywide**	\$ 79,584	0	ESG
ESG TOTAL:		\$ 235,674	\$ 132,990	ESG
Total Entitlement and Re-Allocation		\$ 8,292,275	\$ 3,863,483	

* Excludes administration and project delivery

**Countywide - persons served are located throughout the County and are not concentrated in a specific location.





Institutional Structure

1. Describe actions taken during the last year to overcome gaps in institutional structures and enhance coordination.

The County continues to work with non-profit housing and social service providers to carry out various housing and community development activities. CHS has instituted quarterly key partnership meetings, both with individual non-profit subrecipients and as a group to educate our partners on HUD regulations, address questions, resolve problems, etc. Our office is constantly working to encourage new partnership with organizations either new to the community or new to the program. Staff provides technical assistance for new prospective grant applicants; meets one-on-one with non-profits to educate their grant applications, and inform applicants of leverage, match, and other requirements. Coordination is further enhanced through periodic meetings with groups including the Affordable Housing Advisory Committee, and the Collier County Continuum of Care.

Our current organizational structure continues to strengthen partnerships between program and financial operations, reorganize/refine business processes, and revise the application process in order to better develop projects, budgets and timelines up front and better evaluate readiness and ability to deliver quicker project starts by getting agreements approved immediately following notice that funding is available, focus on more realistic project timelines with subrecipients, transition to monthly invoices being required to keep payments flowing, fewer rejections and a shorter turnaround time processing pay requests through the County's Finance Department, quarterly partnership meeting with all subrecipients in order to keep projects on track and handle any issues that arise as early as possible, re-award any unutilized funding right away and periodic update of a timeliness monitoring tool.

Resolution of past issues included re-awarding of available funds, processing draws on several projects that had not had draws in some time, showing movement and closure on older projects.

CHS is providing more work upfront and incorporating a great deal of due diligence and communication during the pre-application and application process by communicating more with the local non-profits regarding our expectations, timelines and processes. Even before contracts are executed and programs begin, we are communicating with our Finance and audit team, in order to evaluate and ameliorate foreseeable compliance or reimbursement/payment issues. This dialogue and communication continues throughout program execution and has contributed greatly to a smoother process of reimbursement and allowed our organization to make more timely reimbursements and draws.

There has been a fundamental shift in the management approach to projects whereby they are managed aggressively with the subrecipient. This includes early identification of issues, development of options to resolve, and helping to take barriers out of the execution process. Each subrecipient meets with the staff of CHS including the director every 90 days during the project. Each Grant Coordinator maintains a project workbook where expenditures are tracked and continually overseen by the Federal/State Grant Manager. Further, the majority of projects awarded in the supplemental round from May 2013 are completed. This is a very positive contrast to the slow projects and spending experienced in the past. CHS made timeliness in August 2014.

CHS continues to ensure input from all sectors of the community including: Immokalee, the business community, minority groups and social service advocates. This coordination is accomplished through workshops held throughout the county, attendance at civic and community meetings, and attendance at fair housing fairs, senior expos and health fairs.

Monitoring

1. Describe how and the frequency with which you monitored your activities.

CHS staff monitors compliance with subrecipients and developers on an annual program year. On-site monitoring is conducted at least annually and monthly desk review through reimbursement requests, phone calls, written correspondence and site visits by the project Grant Coordinator and management for expenditure eligibility, beneficiaries served and general project progress is conducted. Over the past year, CHS staff has created a monitoring team comprised of a supervisor, two staff coordinators and a senior accountant (as needed). The supervisor reports directly to the CHS director. In addition, this group has

refined the project checklist, customized to each project to ensure all pertinent information is tracked and monitored.

Prior to the scheduled annual monitoring visit a pre-meeting letter (meeting notice) is sent to the subrecipient identifying the time and location of the visit. The checklist is attached to the pre-meeting letter so the subrecipient can prepare for the visit. Some subrecipients may receive short notice of site visits during the program year to gauge the effectiveness and participation level in the project. When on site, an entrance interview session is conducted, the monitoring takes place, and a brief exit interview is conducted.

Once the monitoring visit is completed, staff returns to the office to prepare a compliance letter and sends it to the subrecipient. The letter will outline whether the subrecipient is compliant or not. If the subrecipient is determined to be in non-compliance a list of corrective actions are identified with a specific time period for corrections and sent to the subrecipient. The Grant Monitoring Team schedules a follow up visit 30 or 60 days following the letter, depending on the severity of the findings, to re-monitor for improvements/corrections.

Monitoring visits, along with all other pertinent information is tracked by the Grant Coordinators in their project workbooks and continually updated with the latest project status and reviewed by the CHS Manager and Director.

Finally, monitoring also includes a review of HUD reports/announcements, monthly program activities, any red flags, etc. and action is taken as necessary and technical assistance is also provided.

Internally, CHS staff tracks and reports the progress of each project and is reviewed approximately every 60 days with the Director. The Purchase Assistance Program is administered by CHS staff under the oversight of the Federal/State Grant Manager, who conducts periodic reviews for compliance and an annual performance review.

Compliance with other state and federal requirements is monitored frequently. For example, environmental review is monitored at the beginning of each project while Davis Bacon, as applicable, is monitored weekly. CHS has a staff member dedicated to working closely with the prime contractor to review all certified payroll and conduct required interviews.

Any rehabilitation construction or other contractor is monitored on each project by CHS staff and the Growth Management Division code enforcement, building inspectors, etc.

Describe the results of your monitoring including any improvements.

In the course of monitoring subrecipients, any negative results of monitoring require a "corrective action" and response. Minor infractions result in "suggestions for improvements" or "recommendations." Subrecipients may be put on a Corrective Action Plan which outlines actions to be taken and lays out a timeline for repair. Severely negative findings have resulted in a request for meetings with key agency personnel and special conditions in future agreements. In a few instances, adjustments in timelines and amendments to agreements have occurred. CHS has developed a pre-award checklist and included it in the application packet to ensure subrecipients are fully knowledgeable of all sub award reporting requirements.

During FY2013-2014, the monitoring team conducted 20 monitoring visits. Some examples of monitoring findings during this reporting period were:

- Federal debarment not checked properly – Subrecipient was trained on the use of Sam.gov to ensure the contractors paid were not debarred and on the website's use for the future
- Income certifications – Findings related to improperly performed income certifications. Subrecipients received specialized technical assistance. Collier County also conducted a training session for all grantees. Twenty-eight (28) people attended the training.
- Lack of complete payroll documentation for jobs created

Some examples of concerns during the same period were:

- Late quarterly reports – Required subrecipients to send quarterly reports on-time.
- Project timeliness – ongoing concerns for projects to be completed on time with established schedules.

Past performance by subrecipients is an element used in the determination of future funding and is now an element in the ranking score sheet for new projects.

2. Self Evaluation

Describe the effect programs have in solving neighborhood and community problems.

Collier County has a strong commitment to improve, maintain, and resolve neighborhood and community issues. Neighborhoods that have received the most positive impact of federal funds include: River Park in the City of Naples, East Naples (Naples Manor), Golden Gate City, and Immokalee. However, in these neighborhoods, there are a number of serious needs, and the implementation of CDBG, HOME and ESG projects are only able to address limited improvements in these target areas.

The Immokalee Business Development Center (initially funded by CDBG) is not only creating new jobs for Collier's hardest hit areas, but also growing entrepreneurial efforts by assisting new business owners to develop their business management skills, and expanding existing business capacity. The IBDC recently partnered with Hodges University and moved into its own facility, separating from the Immokalee CRA. The expanded facility will allow the IBDC to provide more impact to the community. In addition, the IBDC provides training and assistance to those businesses wanting to qualify as a Section 3 contractor.

FY2013-2014 funding continued to allow Goodwill Industries to operate a Microenterprise Program in East Naples. They have educated approximately 30 LMI on how to start a small business.

Some other specific effects are:

- The City of Naples wheelchair park improvements enhance the facility for that LMA census tract, providing a higher quality location for outdoor recreation for residents.

- The recently completed Immokalee South Park Community Center will provide a location for programs in a currently underserved area, specifically providing a location for school aged children to go before parents return from work and to provide a pre-K program.

While Collier County strives to utilize federal resources in the most efficient manner possible, the demand for assistance far exceeds available resources. During the FY2013-2014 application process approximately \$5.0 million worth of projects were submitted and CHS only funded approximately \$2.3 million of FY2013-2014 funds. As a result the County must continue to evaluate its priorities and partner with the subrecipients who are efficient in meeting the needs of LMI citizens.

Describe progress in meeting priority needs and specific objectives and help make community’s vision of the future a reality.

The County’s Consolidated Plan top priorities continue to be rental, homeownership and rehabilitation of existing housing, a highest priority for housing homeless families with children, victims of domestic violence and providing transitional housing for families and permanent supportive housing for individuals, along with a medium priority to assist non-homeless special needs population. In addition Community Development priorities have been identified in specific neighborhoods, Immokalee, Copeland, Golden Gate and the Carver/River Park neighborhood in the City of Naples.

In this fiscal year, CHS developed a new owner-occupied rehabilitation program supported by SHIP funds. Our office advertised for a partner to implement the program through a grant application process. A non-profit organization was awarded the contract to oversee the program. CHS staff is responsible for advertising and qualifying eligible applicants. To date, 45 individuals/families have applied for the program, 6 homeowners have qualified and 5 projects are currently out to bid.

One hundred (100) percent of the Collier County Entitlement funds expended in FY2013-2014 benefited very low, low, and moderate income persons and have been identified as such in the Integrated Disbursement & Information System (IDIS).

The following is a list of projects identified by community priority:

Consolidated Plan Activity	FY 2013-2014 or carryover projects from previous years	Supplemental Funding Cycle	Project Description
Housing	Habitat for Humanity		Faith Landing infrastructure construction for Phase 2C
	Big Cypress Housing Corporation		Hatcher’s Preserve site improvements
	Collier County Housing Authority		Design, inspection, permitting for electrical wiring and replacement for 71 units in Section A at Farm Workers Village
		Immokalee Housing & Family Services	Sanders Pines playground upgrades
		Immokalee Housing & Family Services	Timber Ridge Community Center upgrades

COLLIER COUNTY CONSOLIDATED ANNUAL PERFORMANCE & EVALUATION REPORT (CAPER)
FY 2013-2014

	Big Cypress Housing Corporation		Single family rental housing engineering costs and construction
	Community Assisted and Supportive Living		Building acquisition and environmental review for multi-family units to house persons with disabilities
		Direct Purchase Assistance	Purchase Assistance
		Habitat for Humanity	Re-roof projects
	Collier County Housing Authority		Tenant Based Rental Assistance (TBRA)
	Collier County Housing Authority		TBRA administration
	Florida Non Profit Housing		Housing improvements
Public Facilities	Boys and Girls Club of Collier County		Design and permitting for youth shelter
	City of Naples		Wheelchair park improvements
	City of Naples		Intersection improvements – Goodlette Frank Road and 5 th Avenue North
	City of Naples		Intersection improvements – Goodlette Frank Road and Central Avenue
		Immokalee South Park	Park construction
		Immokalee CRA – La Placita	Land acquisition and park construction
		The Shelter for Abused Women and Children	Shelter Upgrades
		Able Academy	Land and building acquisition
		Naples Equestrian Center	Land acquisition
	David Lawrence Center		Access to wellness
	David Lawrence Center		Crisis stabilization
Public Services	Legal Aid Service of Collier County (2013 Supplemental and FY2013 funding year)		Legal services for LMI clients
	United Cerebral Palsy of Southwest Florida (2013 Supplemental and FY2013 funding year)		Transportation for persons with disabilities
	The Shelter for Abused Women and Children		Legal Services
Economic Development	Goodwill Industries Microenterprise Program		Assist LMI to start own business

	Immokalee CRA – Immokalee Business Development Center		Provide business technical assistance
	Guadalupe Social Services		Early Childhood
Homeless	The Shelter for Abused Women and Children (FY2012)		Shelter operations – utility payments
	St. Matthews House (FY2012)		Shelter Operations – utility payments
	Youth Haven		Phase I shelter improvements
	Catholic Charities		Rapid re-housing assistance

CDBG, HOME and ESG funds were used to address serious needs to assist children, victims of domestic abuse, and homeless families and/or individuals.

Describe how you provided decent housing and a suitable living environment and expanded economic opportunity principally for low and moderate-income persons.

Decent Housing: Utilizing our SHIP, HOME and CDBG Purchase Assistance Programs, the County provided a cumulative total of 21 individuals/families with purchase assistance (\$418,000) to achieve their dream of owning a home. Through the NSP1 and NSP3 programs this year, CHS sold 34 rehabilitated homes to qualified low income individuals/families and has the last home currently under contract to sell.

The Disaster Recovery Initiative/Disaster Recovery Enhancement Funds (DRI/DREF) invested \$26,192 to provide flood and drainage improvements to an Immokalee neighborhood. Current projects under construction with DRI/DREF total to approximately \$5.6 million. These projects will be completed by spring or summer of 2015.

CDBG: An ongoing project funded in 2008, Regal Acres by Habitat for Humanity, constructed and sold 28 single family homes. To date, the Regal Acres project has completed a total of 96 homes.

CDBG: Habitat for Humanity was awarded \$235,000 for a re-roof project. Habitat completed 20 re-roof projects in September 2013.

CDBG: The Shelter for Abused Women and Children had a \$174,990 agreement for shelter upgrades. The upgrades were completed in December 2013 and consisted of shelter flooring replacement, HVAC improvements and upgrades to their security system.

ESG: Catholic Charities was awarded FY2012-2013 funds to provide rapid re-housing short term rental assistance to keep potential individuals/families in a safe environment. The project was completed in October 2014 and served 59 individuals/families.

Suitable Living Environment: Immokalee Housing & Family Services provided needed upgrades for Sanders Pines playground upgrades and community center upgrades at their Sanders Pines and Timber Ridge communities, respectively. Finally, the Shelter for Abused Women and Children provided legal assistance for women in crisis along with needed shelter upgrades described above.

Expanded Economic Opportunity: The County continues to encourage local non-profit and for profit businesses to hire low income neighborhood residents for implementation of projects in conformance with Section 3. The Immokalee Business Development Center (IBDC) provides classes, follow up and technical assistance, as needed, for interested businesses/contractors wanting to receive their Section 3 certification.

The supplemental funding cycle discussed previously in the report funded a Goodwill Industries Microenterprise Program to provide technical assistance to persons interested in opening Microenterprises. 4 training classes were conducted in Program Year 2012-2013 with approximately 30 participants graduating from the program. In addition, funds from FY2013-2014 allowed the organization to continue the classes.

Indicate any activities falling behind schedule.

Collier County has implemented a number of enhancements to the application, selection and oversight of grants as outlined in numerous communications to HUD Miami and in this CAPER. As such, the projects currently in progress are far more current than in the recent past. Collier has had some delays with the FY13-14 projects as noted below. We are happy to report that all of the projects listed are back on track and moving forward to completion.

Subrecipient/Project Name	Funding	Project Issues	Back on Track Y/N
Habitat for Humanity- – Faith Landing Infrastructure	CDBG	Environmental review	Y
Collier County Housing Authority - Electrical rewiring	CDBG	Environmental review was slow to complete, low contractor interest – had to rebid a second time to award contract-	Y
Boys and Girls Club – Design and permitting for Youth Center	CDBG	Environmental review was slow to complete	Y
City of Naples – Intersection improvements	CDBG	Contractor bids returned over FY2013-2014 funding amount. Allocated FY2014-2015 funds to the 2 intersection improvement projects	Y

Describe how activities and strategies made an impact on identified needs.

Housing- CHS continues to provide purchase assistance to first time homebuyers to acquire a home utilizing CDBG, HOME and SHIP for 21 households. In addition, CHS implemented a new owner-occupied rehabilitation program to assist current homeowners in need of home repairs. The NSP1 program sold its last 2 single family homes in their inventory. CHS also supported the utilization of TBRA funds to re-house persons displaced by foreclosure and/or the economic downturn. DRI/DREF funds were also used for flood and drainage improvements in Immokalee. Habitat for Humanity provided 20 homes with new and/or repaired roofs. Timber Ridge Community Center, along with Sanders Pines projects assisted those residential communities with needed improvements.

Public Facilities- CHS funded subrecipients to provide community based public facilities. These subrecipients are identified as: intersection improvements at Goodlette Frank Road and 5th Avenue North and Goodlette Frank Road and Central Avenue, Boys and Girls Club of

Collier County – design and permitting for Immokalee Youth Development Center, and Immokalee La Placita Park construction. More complete project descriptions are listed in previous sections of the CAPER.

Homelessness Prevention - ESG funds were used to provide shelter operation and short term rental assistance in order to prevent homelessness to The Shelter for Abused Women and Children and Catholic Charities, respectively.

Economic Development – Goodwill Industries provided technical assistance and business development for persons wishing to open their own business.

These strategies helped conserve existing housing stock; prevented neighborhoods hard hit by foreclosures from falling into slum and blight; assisted homeless persons to be rehoused, provide needed community facilities and assisted persons to start a business to strengthen the local economy.

CHS' efforts continue to develop new local tools and incentives; leverage available resources (i.e. NSP, DRI, SHIP, DREF, CDBG, HOME and ESG); and support both for-profit and non-profit housing developers to create a range of housing opportunities for very low, low and moderate-income households.

Identify indicators that would best describe the results.

In FY2013-2014, CHS staff was dedicated to completing older projects as well as newly awarded grants. This funding year, staff increased the number of homes sold by Collier County and/or given to a local non-profit, Habitat for Humanity; increased the number of new single family homes constructed utilizing either CDBG and/or HOME funds, i.e., Regal Acres sold a total of 23 homes and increased the total number of single family homes acquired in the neighborhood to 96; rehabilitated and sold 35 homes under the NSP programs (1 and 3).

In addition to the projects listed in previous sections of this report and listed in the previous paragraph, Collier County has provided substantial impact to our community by providing:

- Reroofing project that stabilizes the existing and established neighborhoods
- Supporting victims advocacy
- Safe haven for homeless youth
- Support new/existing/expanding business to foster economic development
- Provide support to the special needs population

The impact to these and other improvements in the delivery of services are:

- (1) Greater participation from County residents to participate in programs
- (2) Greater number of homeownership of very low and low income families/individuals
- (3) Decreased number of code violations by purchasing, rehabilitating and selling foreclosed and/or abandoned homes

Identify barriers that had a negative impact on fulfilling the strategies and overall vision.

Collier County continues to fulfill the key strategies despite various barriers.

Historically, there has been a shortage of developers interested in creating/operating affordable housing in Collier County; in particular affordable rental housing. Collier has been working to develop relationships with two entities that have an interest in expanding into the County, and both are under current agreements with us. In addition, we have been approached by a few new potential partners, and we are exploring those options. Collier is also working with various non-profits in the County interested in operating affordable housing for their particular constituents such as developmentally disabled individuals, while this is a much smaller scale endeavor.

Collier County has struggled to expend ESG funds due to the 100% match requirement. Su recipients simply do not have it. Collier has recently developed a strategy to do an in-house program to expend recent funds in order to benefit those in need in our community. Collier would appreciate guidance and ideas on how other jurisdictions are handling this requirement.

While it is doubtful this is just a barrier in Collier County, we have recognized that a subrecipients need to develop the core skill sets and deep understanding of grant requirements can be a barrier to successful partnerships in expending grant funding due to the nature of stringent operating budgets most not for profits have. Collier is addressing this by developing materials to assist potential partners in understanding the capacity needs they must have to be successful, by providing a great deal of technical assistance, by providing training opportunities, and by continual partnership activities as has been previously noted in this report.

The number of funding allocations that have been "turned back" to the County by the subrecipient has also been a barrier. The main issues faced by potential partners are the ability to locate match, or to come up with their own funding to fully complete a project. A lack of qualified staff positions at subrecipient entities to carry out funded activities is also an issue. Collier County has very stringent internal control and audit requirements which impact the time and effort of our subrecipient partners.

Finally, a lack of new businesses/industries coming into the County that would provide employment and a lack of increased job employment and/or training is making it difficult to provide new opportunities for our citizens. The foreclosure rate has decreased minimally and is still impacting our community. The County has recently created an Economic Development department and it is anticipated that their efforts may address this barrier at least to some extent.

Identify whether major goals are on target and discuss reasons for those that are not on target.

As has been illustrated in various sections in this report, Collier County continues to be on track to meet the major goals, though there have been various barriers and delays, as noted throughout this report. Staff has quickly re-programmed funds to keep funds moving to meet the stated goals. Since the last CAPER, CHS has completed and closed out 10 projects in IDIS in this fiscal year, and expects to close several more in the very near future. However, new project start-up lags still exist; CHS has revamped internal processes and procedures to provide more upfront technical assistance to subrecipients to ensure compliance and to move the projects along more quickly.

In addition, staff continues to work with the County's Office of Management and Budget to reconcile older year's funds in order to reprogram them, now that we have HUD permission to do so.

The major housing, community development and homeless programs are still on target. Keeping families/individuals in housing continues to be the priority, providing community enhancements to allow citizens a better quality of life and access to expand and/or start their own businesses are all avenues to continue to improve our community. Whether it is homeless prevention, TBRA and/or purchase assistance, our focus is housing stabilization.

Identify any adjustments or improvements to strategies and activities that might meet your needs more effectively.

For FY2013-2014 Collier County has placed more emphasis on job creation/retention/expansion by undertaking funding for the Goodwill Industries Microenterprise Program.

Over the past few years, CHS has moved away from new construction to stabilizing the existing housing stock by partnering with a local subrecipient to acquire/rehabilitate and sell foreclosed homes, though some new construction has occurred and more is planned for the next program year. In addition, CHS has developed an owner-occupied rehabilitation program, which has just started.

Access to homes for first time homebuyers has increased by providing purchase assistance through the SHIP program. 21 LMI persons were served in 2013-2014 using SHIP, HOME and CDBG funds.

Through the State DRI/DREF program, a residential community in Immokalee has been assisted to eliminate flooding and drainage problems.

Collier County will continue to focus on using ESG funds to provide re-housing services to those who have become homeless.

Collier County will be considering the option to revise its action plan to make multiple year awards to align with the strategic goals, and also to ease administration.

Lead-based Paint

1. Describe actions taken during the last year to evaluate and reduce lead-based paint hazards.

Collier County's Health Department has historically monitored and responded to all suspected cases of lead poisoning. However, this problem continues to be a very minor one due to the relatively young age of the area's housing stock. Over seventy percent (70%) of the County's housing stock was built after 1980.

Prior to issuing a Notice to Proceed or beginning any type of project, CHS completes an Environmental Review (ER). In addition to the requirements outlined in the ER, the potential for Lead Based Paint is always addressed. When a structure is identified as built prior to 1978 a separate review is completed. A specialist is hired to review the possibility of lead

based paint within the structure. If lead based paint is found in the structure, all individuals doing renovations, repairs and painting are required to be certified in order to safely complete improvements beyond minor repairs. The County follows procedures as specified in applicable regulations and, specifically, those detailed in Title X. The Department and its representatives provide all required notifications to owners and occupants. All Department policies and procedures have been revised to conform to Title X.

Each year the County's Health Department screens approximately 1,500 children for Lead poisoning. Since 2010 only 1 child has tested positive for lead poisoning.

All projects carried out with federal funds incorporate the current procedures for hazard reduction or LBP abatement guidelines as defined in 24 CFR Part 35 and Section 302(c) of the Lead-Based Paint Poisoning and Prevention Act [42 U.S.C. 4822]. These procedures govern projects contracted to subrecipients and developers and funded by CDBG, HOME and ESG.

In FY2013-2014, CHS carried out 3 LBP inspections through the NSP, DRI/DREF and SHIP programs.

HOUSING NEEDS

Housing Needs

*Please also refer to the Housing Needs Table in the Needs.xls workbook.

1. Describe Actions taken during the last year to foster and maintain affordable housing.

The CHS Department continued to collaborate with community partners to foster affordable housing in the County. In 2013-2014, the County initiated the re-certification of one organization as a Community Housing Development Organization (CHDO) to develop affordable housing strategies. This re-certification process incorporated the new HOME regulations. CHS re-certified Big Cypress Housing Corporation as the County's only CHDO. CHS is working to identify new non-profit organizations in our community to increase the number of CHDO's.

During FY2103-2014 CHS continued the arrangement with Habitat for Humanity to carry out the NSP1 and NSP3 Programs. This year they have rehabilitated and resold 35 homes.

Regal Acres continued to construct single family homes. During FY2013-2014, Habitat for Humanity constructed and sold 28 homes to very low and low income clients. To date, 97 homes have been sold within Regal Acres.

CDBG: Habitat for Humanity was awarded \$235,000 for a re-roof project. Habitat completed 20 re-roof projects in September 2013.

CDBG: The Shelter for Abused Women and Children had a \$174,990 agreement for shelter upgrades. The upgrades were completed in December 2013 and consisted of shelter flooring replacement, HVAC improvements and upgrades to their security system.

ESG: Catholic Charities was awarded FY2012-2013 funds to provide rapid re-housing short term rental assistance to keep potential individuals/families in a safe environment. The project was completed in October 2014 and served 59 individuals/families.

CDBG: Community Assisted and Supportive Living (CASL) acquired two duplexes to provide housing for persons with disabilities.

In addition, CHS recently finalized a method of indexing the demand for and availability of, as well as project the future need for very low, low, moderate and affordable workforce housing in Collier County by working with the Affordable Housing Advisory Committee (AHAC) and the Growth Management Division – Comprehensive Planning Section. This was outlined in a Goal, Objective and various policies in the Housing Element of the County's Growth Management Plan. It will be discussed and hopefully adopted by the Board of County Commissioners in March – April of 2015.

Specific Housing Objectives

1. Evaluate progress in meeting specific objective of providing affordable housing, including the number of extremely low-income, low-income, and moderate-income renter and owner households comparing actual accomplishments with proposed goals during the reporting period.

Projects	Objectives	Actual Accomplishments	Funding Source`
Habitat for Humanity - Regal Acres	97 homes completed, sold and occupied	Extremely Low: 7 Low/Moderate: 82 Moderate: 8 Total: 97	CDBG
Habitat for Humanity – Re-Roof Project	20 homes	Extremely Low: 3 Very Low: 4 Low: 11 Moderate: 2 Total: 20	CDBG
Community Assisted and Supportive Living	8 persons	Low: 8 Total: 8	CDBG
Catholic Charities	59 households	Extremely low: 59	ESG
Purchase Assistance	12 households	Very low: 2 Low: 9 Moderate: 1 Total: 12	SHIP
Purchase Assistance	7 households	Low: 7 Total: 7	CDBG
Purchase Assistance	2 households	Very low: 2 Total: 2	HOME

- 2. Evaluate progress in providing affordable housing that meets the Section 215 definition of affordable housing for rental and owner households comparing actual accomplishments with proposed goals during the reporting period.**

N/A

- 3. Describe efforts to address “worst-case” housing needs and housing needs of persons with disabilities.**

Collier County Housing Authority (CCHA) continues to give priority to seniors and persons with disabilities in their TBRA program. Big Cypress Housing Corporation’s four (4) ADA compliant farm worker rental units are all occupied by eligible clients. The Foundation for the Developmentally Disabled (FDD) and Community Assisted & Supportive Living Inc. (CASL) [both serving persons with disabilities or mental and substance abuse issues] have 3 duplexes and 2 duplexes or 1 triplex properties, respectively, in Golden Gate City transferred to them by CHS through NSP1 to be rehabilitated and rented to LMI individuals with disabilities. Collier County Housing Authority (CCHA) is in the process of rehabilitating 71 units in Section A at Farm Workers Village. Once renovated, these units will be available to income qualified individuals/families that are not farmworkers.

Public Housing Strategy

- 1. Describe actions taken during the last year to improve public housing and resident initiatives.**

The County continues to foster a good working relationship with the CCHA and continues to seek cooperative project strategies. The CCHA has struggled to bring HOME match to each application. CHS has identified other funding sources to alleviate this moving forward.

CCHA manages 641 public housing units, identified as farmworker housing and market rate housing in Immokalee, along with a 192-bed dormitory. The Section 8 program assists 440 units in scattered sites throughout the County and is housed in CCHA. The need continues to be great as identified by a 3-year waiting list for Section 8 with over 500 families/individuals needing some sort of assistance. In addition, CCHA provides USDA rental assistance to 271 farmworker housing units, 25 non elderly disabled (NED) vouchers and provides family self sufficiency assistance to 23 families along with a family literacy academy for up to 25 families.

VASH vouchers are processed by the Housing Authority of the City of Fort Myers (HACFM) for Collier County. The County currently has 12 vouchers being used to house homeless veterans.

Barriers to Affordable Housing

- 1. Describe actions taken during the last year to eliminate barriers to affordable housing.**

The Board of County Commissioners, as well as the Affordable Housing Advisory Committee, through its triennial report to Florida Housing Finance Corporation, continues to investigate incentives to encourage the provision of affordable housing throughout Collier County.

In addition to what has been reported in the housing sections of this report, the County has various program goals and strategies to overcome barriers and assist homebuyers. CHS has developed a summary of Fair Housing Goals/Strategies. They are:

- Eliminate discrimination based on race/national origin or disability
 - Provide tenants, landlords and real estate professionals with the necessary knowledge regarding fair housing
 - Continue to enforce the County's fair housing ordinance
 - Continue to proclaim April of each year fair housing month and display fair housing posters in all public buildings
 - Continue to print and distribute (in English and Spanish) fair housing bookmarkers in the County's libraries and to distribute fair housing pamphlets to its social service agencies and churches
 - Continue to provide HUD's fair housing compliant forms (in English/Spanish) at County offices
- Improve Tenant/Property Manager relations
 - Avoid Tenant/Landlord conflicts before they occur
 - Contact the Board of Realtors and the Apartment Manager's Association to volunteer to participate in fair housing training at their meetings, symposiums and housing events
 - Continue to provide fair housing information at the County's annual housing fair and to seek comments regarding fair housing during the County's annual HUD public meeting cycle
 - Continue to provide credit counseling for low-income potential homebuyers and targeting housing programs on low-income households
 - When applicable, require all affordable housing subrecipients to develop fair housing marketing plans
 - Request HUD provide the County with copies of its fair housing television commercials to run on the County's public access channel
 - Request HUD provide the County with brochures/ads warning about the dangers of predatory lending
 - Request that HUD contact the local newspaper to request that they publish HUD's Publisher's Fair Housing Notice in the real estate section of the newspaper
 - Encourage rental communities to provide translations of community rules for tenants to reduce confusion and tenant/property manager conflicts
 - Distribute guidelines to property owners regarding the rights of the tenants
 - Facilitate for a liaison position in the Sheriff's Office to reduce the tenant/property manager conflicts
- Institute a housing testing policy on a periodic basis to insure that all groups are treated fairly
 - Determine whether actions to date to prevent discrimination are adequate
 - Develop a phone inquiry script to see if all callers are given the same information

- Review the Land Development Codes to reduce or eliminate any barriers to affordable housing
 - Reduce the development requirements that increase housing costs
 - Encourage the revision of the Land Development Regulations to allow more affordable housing units to be constructed as required
- Lack of Transportation to work for Low-Moderate Income Persons
 - Assist in providing transportation to work
 - Encourage the continued practice of private transportation for workers from eastern Collier County to the jobs in the west
- Improve the local economy to generate more employment
 - Increasing the ability to afford housing
 - Promote economic development to increase job creation

Some barriers to affordable housing include:

- Insufficient savings for down payment and closing costs
- Poor credit history
- Tightening lending standards
- Little understanding of the home buying process
- Inability to secure home loans – sales price sometimes above appraised value
- Limited accessible units for disabled residents or person with special needs
- Insufficient amount of rental apartments available
- Insufficient level of affordable single family units available
- Limited transportation to location of affordable units

The Purchase Assistance Program helps homebuyers by providing reasonable closing costs and/or down payment assistance that is forgiven over a specific time period. Clients with poor credit history have access to non-profit agencies that offer credit counseling and education. These non-profits offer home buying and education classes where clients are taught budgeting, home purchasing process, home maintenance, credit counseling and predatory lending. Other programs also include how to prevent homes from going to foreclosure.

The business community, through the leadership of both the Chamber of Commerce, the Naples Area Board of Realtors and the Southwest Florida Apartment Association, remains active with local builders, realtors and apartment/property managers in reviewing possible ways to increase affordable housing options for the community. The business community's involvement helps in addressing the barriers to affordable housing (such as discrimination, landlord/tenant conflict resolutions, job creation and review of the Land Development Code to be inclusive of affordable housing) and keeps the issue much more visible in the community. This year the staff made additional contacts with representatives of banks seeking to assure they meet their Community Reinvestment Act requirement, in order to consider future collaborative projects in our community.

HOME/ American Dream Down Payment Initiative (ADDI)

1. Assessment of Relationship of HOME Funds to Goals and Objectives

- a. **Evaluate progress made toward meeting goals for providing affordable housing using HOME funds, including the number and types of households served.**

No ADDI funds were received or expended during FY2013-2014.

2. HOME Match Report

- a. **Use HOME Match Report HUD-40107-A to report on match contributions for the period covered by the Consolidated Plan program year.**

In 2013-2014, total funds requiring match was \$488,136 and match liability for current fiscal year is \$122,034 with the match contributions during the current fiscal year totaling \$212,989. See HUD Form 40107-A (attached). Please note Collier County performed a reconciliation of the match source data and consequently adjusted the amount noted as excess match from the prior Federal fiscal year in this year's report.

3. HOME MBE and WBE Report

- a. **Use Part III of HUD Form 40107 to report contracts and subcontracts with Minority Business Enterprises (MBEs) and Women's Business Enterprises (WBEs).**

Please see attached report.

4. Assessments

- a. **Detail results of on-site inspections of rental housing.**

All units had a 100% pass rate; all rental housing units that received HOME and ESG assistance must pass Housing Quality Standards (HQS) upon completion. Inspections are also conducted on all rental units prior to being approved for use by TBRA, S+C and the CoC re-housing program clients. These inspections are documented in project files and any noncompliance with standards were noted during the inspection and re-inspected, as applicable, in 30 days to document compliance. Only those passing HQS standards are allocated for funding.

- b. **Describe the HOME jurisdiction's affirmative marketing actions.**

The County continues to work with its non-profit providers to expand the supply of affordable housing, as well as other programs. CHS requires each subrecipient to have an Affirmative Marketing Action Plan in place in order to fund their allocated project. Staff provides guidance to the subrecipient to ensure all aspects of the required information is incorporated in the Action Plan.

In addition, the County's Communications and Customer Relations (CCR) Department has taken on the responsibility of affirmatively furthering fair housing as one of its primary missions. Utilizing multiple venues like non-profit organizations, civic organizations, bilingual advertisements (English, Spanish and Creole), radio announcements, and newspaper stories, our program information is distributed to ensure that all income eligible individuals and families are aware of the opportunities available to them.

All new projects approved by the Board of County Commissioners follows the new HOME regulations.

c. Describe outreach to minority and women owned businesses.

Collier County continues to promote participation by businesses owned by minorities, women, disabled persons, and LMI owners. Efforts are made when soliciting for construction projects to encourage the hiring of minority and women owned businesses. These efforts may include solicitations and outreach through the non-profit developers, the County Purchasing Department, the NAACP, local Chambers of Commerce, Women's Business Council, and other appropriate organizations. Collier County has partnered with the local Small Business Administration to identify minority and women owned businesses and for them to make the connection to the grant funded projects. Collier County's Purchasing Department maintains a listing of such vendors on their website as well as on CHS' website. Collier continues to emphasize Section 3, and in our community many qualifying are minority owned businesses.

HOMELESS

Homeless Needs

*Please also refer to the Homeless Needs Table in the Needs.xls workbook.

1. Identify actions taken to address needs of homeless persons.

In 2013-2014, \$330,161 from the Continuum of Care Grant was secured to support projects/operations for the Shelter for Abused Women and Children, The Homeless Management information System (HMIS), and Youth Haven. These grants were used to prevent homelessness; provide maintenance/operations and supportive services for the homeless or used to support the HMIS system (homeless tracking system).

The CHS Department staff also assisted in the annual Point in Time count conducted on January 25, 2014 as well as the annual "Get Help Clinics" which offered vision, medical, hearing, and dental services, as well as flu shots, haircuts and HIV education, the clinics were held in Naples and Immokalee.

During FY2013-2014 FL-606 made key changes to the structure of the CoC by creating their Governance Charter. With the implementation of the new HEARTH Act regulations, Collier County relinquished its role as Lead Agency in September 2012, and the Hunger and Homeless Coalition (HHC), representing the CoC, became the FL-606 "Collaborative Applicant". The CoC has existing committees for data, jobs, outreach and youth and is actively working to create an executive committee. The CoC continues to assist the homeless and at-risk of homelessness population in Collier County.

Catholic Charities continues to increase the number of HMIS participating agencies. A total of 19 non-profit agencies participated in the HMIS system prior to this fiscal year. The HMIS project assisted in reporting outcomes and continued to assist non-profit agencies by distributing HMIS printers, scanners and computers to the agencies with the greatest need.

Catholic Charities was awarded FY2012-2013 funds to provide rapid re-housing short term rental assistance to keep potential individuals/families in a safe environment. The project was completed in October 2014 and served 59 individuals/families.

Collier County Veterans Services works with the City of Fort Myers Housing Authority office locally to refer any appropriate veterans in need of housing.

Collier County staff assures the 211 system database is updated periodically with County resources. Staff also maintains an excellent working knowledge of the support available in our community and daily refers callers and visitors in need to the locations of possible support.

Collier County staff sits on the Continuum of Care committee locally and participate in decisions and also utilize this forum to encourage grant applications and collaborative arrangements.

2. Identify actions to help homeless persons make the transition to permanent housing and independent living.

In 2013-2014, St. Matthew's Wolfe Apartments notified the Continuum of Care they did not want to participate in the organization. Youth Haven stepped in as their replacement for the renewal funds to assist in the housing of homeless children. In addition, the Shelter notified CHS they did want to accept ESG funding so the County did a substantial amendment to the action plan to reallocate ESG shelter operations funds to The Shelter for Abused Women and Children.

The Shelter for Abused Women and Children received both CoC funding and ESG funding in 2013-2014. CoC and ESG funds were used for supportive services for victims of domestic abuse. Through the supplemental funding cycle in February 2013, The Shelter received funding to provide much needed facility upgrades.

CASL, a non-profit dedicated to the housing needs of those with mental health and substance abuse issues has been granted funding to purchase and rehab dwelling units for this population. CASL works with Collier local mental health and substance abuse agencies to transition those-in-need to permanent supportive housing.

Identify new Federal resources obtained from Homeless SuperNOFA.

No new funding sources were received in 2013-2014.

Specific Homeless Prevention Elements

1. Identify actions taken to prevent homelessness.

CHS is addressing homeless issues through the direct services provided by the Department's Social Services and Senior Services Programs including a meals/nutrition program for seniors. Via the local Area on Aging, case management and direct services are

provided to assist seniors to stay in their homes as long as possible. CHS also partners with all major social services agencies in Collier County on a regular basis.

The Hunger and Homeless Coalition, as the Collaborative Applicant of the CoC coordinates the CoC funding cycle to support the renewal projects.

In 2013-2014, Collier County's Veteran Services Department continues to provide services to veterans to assist them in accessing benefits from the Veterans Administration Department. Local VASH vouchers are provided through a regional partnership with the Housing Authority of the City of Fort Myers. Collier County currently has 12 individuals receiving lease assistance.

Finally, CHS's Social Services/Seniors Section continued to provide prescription and medical assistance and referral services for citizens using Collier County general funds, as well as other state and federal funding. Assistance with these expenses helps reduce homelessness.

Emergency Solution Grants (ESG)

1. Identify actions to address emergency shelter and transitional housing needs of homeless individuals and families (including significant subpopulations such as those living on the streets).

In past years CHS addressed emergency shelter and transitional housing needs of homeless individuals and families by providing ESG funding to subrecipients on an annual rotational basis. However, in the FY2013-2014 funding cycle, Collier County, in partnership with the CoC incorporated a new process that allowed for a review and ranking committee to evaluate ESG applications and decide on how funding would be allocated.

CHS, in conjunction with the CoC recommended funding for a local subrecipient to utilize the FY2013-2014 funds:

Subrecipient	Activity	Amount
The Shelter for Abused Women and Children (FY2013)	Shelter operations	\$79,584

By providing shelter operations assistance, The Shelter can spend funds once earmarked for the day-to-day operation of the shelters on direct client assistance.

In the absence of any other applications, the remaining funds are being programmed to a rental assistance program to be managed by the CHS department.

2. Assessment of Relationship of ESG Funds to Goals and Objectives

a. Evaluate progress made in using ESG funds to address homeless and homeless prevention needs, goals, and specific objectives established in the Consolidated Plan.

The homeless priority needs identified in the Consolidated Plan was to provide transitional housing for families with children, especially victims of domestic violence. Based on the current homeless counts, the priorities have shifted to the need for permanent supportive housing beds.

Collier County's specific homeless objectives for FY2011-2016 are:

- Provide housing solutions for seniors, disabled, veterans, families with children, etc. through:
 - Rapid re-housing services
 - Affordable housing options
 - Homelessness prevention programs
 - Rental assistance
- Increase services to the homeless and at risk populations to include: wrap around services with case management and treatment teams for those with mental health, domestic abuse or substance abuse issues and families to include:
 - Child care
 - Medical and dental care options
 - Employment training and placement
 - Discharge planning from institutions
 - Meals assistance
 - Other services as required
- Increase awareness among service providers of best practices in the area of homelessness prevention and increase collaboration for greater efficiency.

The FY2013-2014 projects and activities identified below provide support for all the needs listed above.

The Shelter for Abused Women and Children was awarded \$79,584 to assist with shelter operations. The agreement was executed on March 12, 2013 and is in the process of expending funds. To date, a total of 171 persons were served with these funds.

Catholic Charities received \$62,490 to provide rapid re-housing homeless prevention in FY2012-2013. Catholic Charities provided rental assistance to persons throughout the County. The agreement was executed on March 12, 2013 and the agency is in the process of expending funds. A total of 59 persons were served with these funds.

The Collier County Forensic Intensive Reintegration Support Team (FIRST) grant is a collaborative effort between Collier County, Collier County Sheriff Office, the National Alliance on Mental Illness and the David Lawrence Center to divert those with substance abuse or mental illness from the judicial system and stabilize them with all needed wrap around assistance, including assuring housing so they are not homeless. Funding for this project is through the Florida Department of Children and Families.

Collier County staff maintains a role on the CoC, which assists in fostering increased awareness throughout our community.

- b. Detail how ESG projects are related to implementation of comprehensive homeless planning strategy, including the number and types of individuals and persons in households served with ESG funds.**

In the County's 20/20 Vision, *A Clear View of Housing for all Members of Collier County, a Community Ten Year Plan to Prevent and End Homelessness by 2020*, the community has clearly identified 4 specific goals with specific actions, partners and outcomes.

Goal 1: Affordable Housing

Strategy

#1 Increase supply of permanent housing units that best meet the needs of a target population

Target populations include:

- a) Families with children who are homeless or at risk of becoming homeless
- b) Older adults and other persons, such as individuals with disabilities, who are homeless or at risk of becoming homeless
- c) Veterans who are homeless or at risk of becoming homeless
- d) Persons who are chronically homeless

Actions

Strategy #1 Action Step

Target Populations a-d

Increase the number of rent subsidies and Housing Choice vouchers with case management
 Increase Rapid Re-Housing programs with case management, that enable individuals and families to quickly and successfully move to stable housing
 Educate landlords about supportive housing and provide incentives for them to house people with eviction/MI/SA/criminal history
 Review current housing needs

Target Populations a, b, c:

Increase overall supply of committed affordable units
 Provide incentives to mortgage holders/landlords to convert existing housing to real affordable units
 Ensure that resources to prevent homelessness are funded and provided in a timely fashion

Target Population b

Increase affordable assisted living units for seniors

Target Populations c & d

Increase permanent supportive housing units including Housing Choice vouchers with support services

Outcomes

Strategy #1 Desired Outcomes

Funds are secured for short-term rent assistance to prevent homelessness
 20+ Rent Assistance vouchers added annually recognizing that a portion will serve homeless individuals and families with disabilities
 Rapid Re-Housing strategies are funded and adopted
 Inventory of current and potential housing resources is completed
 Affordable housing units for extremely low income earners have increased by 80%
 Permanent Supportive Housing units have increased by 76% with a portion utilizing rehabilitated existing housing
 80% of participants retain their housing for 1 year or more
 A 50+ unit assisted living project with convalescent beds occupied by older adults at risk of homelessness
 TBRA slots are increased yearly by 5% for persons discharged from jail

Partners

- 2-1-1
- Collier County Housing Authority
- Collier Housing Alternatives
- David Lawrence Center
- FIRST (Forensic Intensive Reintegration Support Team)
- Goodwill Industries
- Habitat for Humanity
- Housing Development Corporation of SW Florida
- Housing Managers Group
- Collier County Housing, Human & Veteran Services Department
- Hunger & Homeless Coalition
- Legal Aid Service
- Mortgage and lending companies
- NAMI (National Alliance for the Mentally Ill)
- Naples Interagency Council
- Providence House
- St. Matthew's House, Wolfe Apartments
- St. Vincent de Paul
- The Shelter for Abused Women & Children
- VA (US Department of Veterans Affairs)
- Youth Haven

Goal 1: Affordable Housing (Cont'd)

Strategy

#2 Maintain existing transitional housing and emergency shelter programs

Actions

Strategy #2 Action Steps

Provide short-term emergency shelter and crisis housing with support services
Maintain transitional housing units with support services
Provide protection from domestic violence and offer empowerment programs
Develop shelter protocols aimed at Rapid Re-Housing approaches

Outcomes

Strategy #2 Desired Outcomes

Funds are secured to maintain existing transitional housing and emergency shelter programs
Homeless households who are leaving shelters have access to housing vouchers on a priority basis and eligible households are rapidly re-housed

Partners

2-1-1

Collier County Housing Authority
Collier Housing Alternatives
David Lawrence Center
FIRST (Forensic Intensive Reintegration Support Team)
Goodwill Industries
Habitat for Humanity
Housing Development Corporation of SW Florida
Housing Managers Group
Collier County Housing, Human & Veteran Services Department
Hunger & Homeless Coalition
Legal Aid Service
Mortgage and Lending Companies
NAMI (National Alliance for the Mentally Ill)
Naples Interagency Council
Providence House
St. Matthew's House, Wolfe Apartments
St. Vincent de Paul
The Shelter for Abused Women & Children
VA (US Department of Veterans Affairs)

Goal 2: Support Services for Housing Stability

Strategy	Actions	Outcomes	Partners
<p>#1 Increase support services and enhanced resources for provision of wrap around services to ensure housing stability for persons to successfully maintain their housing</p>	<p>Strategy #1 Action Steps</p> <p>Provide ongoing training to case managers to improve their capacity to conduct individual assessments related to living in supportive housing</p> <p>Train community providers to develop trauma informed care and informed service delivery to special populations</p> <p>Expand intensive treatment teams such as FIRST for substance abuse populations</p> <p>Develop assertive community treatment teams</p> <p>Expand supportive employment training and placement services</p> <p>Expand financial literacy and credit repair programs</p> <p>Improve and formalize discharge planning from systems</p> <p>Increase availability of mental health and substance abuse treatment</p> <p>Expand childcare for families at risk of or experiencing homelessness</p> <p>Coordinate services for non-violent offenders</p> <p>Identify funding sources to expand transportation services</p>	<p>Strategy #1 Desired Outcomes</p> <p>Case management training on consumer driven housing stabilization methods utilizing social media are developed and implemented</p> <p>10 supportive housing specialists/coaches positions are funded</p> <p>All newly-housed individuals/families have support in the first phase of their return to independent housing</p> <p>80% of community providers have received specialized training in trauma informed care</p> <p>Jail diversion program for non-violent offenders and community reintegration program for persons exiting jail or prison are developed</p> <p>80% of eligible newly housed individuals/families access supportive employment and vocational rehab programs</p> <p>Funding is secured to expand transportation services, including cab and public transportation vouchers</p> <p>Funding is secured for childcare scholarships and vouchers</p>	<p>2-1-1 System</p> <p>AARP (American Association of Retired Persons)</p> <p>Area Agency on Aging</p> <p>Avow Hospice</p> <p>Cancer Alliance of Naples</p> <p>Catholic Charities</p> <p>Children’s Network</p> <p>Community Foundation</p> <p>David Lawrence Center</p> <p>DCF (Florida Department of Children and Families), ACCESS Florida</p> <p>Early Learning Coalition</p> <p>Faith-based Partners and Social Service Providers</p> <p>Goodwill Industries</p> <p>Hispanic Chamber of Commerce-Business After Hours</p> <p>Housing Authority</p> <p>HR Directors’ Network</p> <p>Human Services Information Network</p> <p>IMMCAA (Immokalee Multicultural Multipurpose Community Action Agency)</p> <p>Liaison for Education of Homeless Students</p> <p>Lifeline</p> <p>Local Financial Institutions</p>

Goal 2: Support Services for Housing Stability (Cont’d)

Strategy	Actions	Outcomes	Partners
-----------------	----------------	-----------------	-----------------

#2 Increase support services for prevention of homelessness

Strategy #2 Action Steps

Increase the capacity of current providers to provide appropriate services to those at risk of becoming homeless
 Expand programs that educate about domestic violence and raise awareness

Strategy #2 Desired Outcomes

Webinar training is made available to current providers on practices that best link clients to appropriate services, increase employability, and income earned
 Number of families homeless because of domestic violence is decreased by 50% through education programs

Mental Health Resources Center, FACT Program
 NCH (Naples Community Hospital) and Neighborhood Health Systems
 PLAN (Physician Led Access Network of Collier County)
 Rotary Clubs
 St. Matthew’s House
 St. Vincent de Paul
 SW Florida Workforce Development Board
 The Shelter for Abused Women and Children
 United Way
 Visitors and Convention Bureau
 Youth Haven

Goal 3: Centralized Intake For Accessing Needed Services

Strategy
Create a county-wide central point of intake for housing services

Actions

2-1-1 System for Collier County for information and referral services is implemented
 Second tier of centralized intake specifically for referral from 2-1-1 to housing and homeless prevention services is developed
 All homeless service providers implement a collaborative system for intake and centralized referral

Outcomes

2-1-1 system is developed
 90% of community members becomes aware of 2-1-1 through awareness campaign
 A central intake specifically for housing services is developed
 All homeless service providers implement a collaborative system for intake and centralized intake

Partners

2-1-1 System Organization
 Comcast
 Community Foundation
 Continuum of Care
 HMIS (Homeless Management Information System)
 Publix

Goal 4: Resources for Unaccompanied Youth

Strategy

Develop a drop-in center and increase supply of overnight beds for youth 16 to 24 years old experiencing homelessness and unaccompanied by an adult

Actions

Design awareness campaign that focuses on the housing needs of unaccompanied youth in Collier County
 Develop drop-in services with education and support for high school graduation/workforce training programs, mental health counseling, and involve community social/recreation activities and contact with mentor/advocate
 Work with local faith-based and other community organizations to develop Host Home option.
 Apply for federal and state resources that can provide emergency shelter modeled on Covenant House or fund the Group Home. option

Outcomes

80% of the community is aware that unaccompanied youth experiencing homelessness and youth aging out of foster care need services in Collier County
 Youth Drop-in Center/Student Success Center is established and 90% of school age participants continue enrollment and reach graduation
 Host Home system model is implemented and 75% of youth proposed for participation in the program are stabilized for at least 18 months
 Exit plans are developed for youth aging out of foster care
 Additional funds are secured for shelter/group home option

Partners

2-1-1
 Big Brothers/Big Sisters
 Boys and Girls Club
 Catholic Charities
 Collier County Public School System, including Liaison for Education of Homeless Students
 Collier County Sheriff’s Office
 David Lawrence Center
 Department of Children and Families
 Goodwill Industries of Southwest Florida
 Henkels and McCoy
 Lutheran Services
 Naples Children and Education Foundation/Wine Festival
 Naples Ministerial Association
 Vince Smith Center, SW Florida
 Addiction Services
 Youth Haven

^aHost Home: Long-term housing with a family with the support of a counselor and additional services.

^bGroup Home: Long-term housing with a group of unaccompanied youth who live together in a home dedicated to that purpose, usually with an adult providing supervision

The Goals outlined in the preceding pages, along with the Consolidated Plan and Annual Action Plans, are used to gauge the effectiveness of the ESG program. During the FY2013-2014 CHS funded the Shelter for Abused Women and Children for shelter operations and Catholic Charities for rapid re-housing.

The effects of the funding provided the following outcomes:

Organization	Adults	Children	Don't Know Refused	Male	Female	0-18	18-24	Over 24	Domestic Violence Victims
The Shelter for Abused Women and Children	69	59	0	3	66	0	36	33	69
Catholic Charities	97	98	0	65	130	99	31	65	4
Totals	166	157	0	68	196	99	67	98	73

An expanded ESG report will be submitted to HUD via the e-Con Planning Suite process as required at the same time as this CAPER.

The Shelter for Abused Women and Children provides emergency shelter to 69 clients. Catholic Charities provided rapid re-housing and/or prevention to 59 clients.

Matching Resources

- c. **Provide specific sources and amounts of new funding used to meet match as required by 42 USC 11375(a)(1), including cash resources, grants, and staff salaries, as well as in-kind contributions such as the value of a building or lease, donated materials, or volunteer time.**

The match provisions outlined in the ESG regulations require a dollar-to-dollar match. The Shelter for Abused Women and Children match their allocation from donations and profits from their resale stores. Catholic Charities matched the ESG funds with funds from the Community Foundation to support the rental inspections, staff time, and other organizational funds by providing part of the rental assistance from private funds.

3. State Method of Distribution

- a. **States must describe their method of distribution and how it rated and selected its local government agencies and private nonprofit organizations acting as sub-recipients.**

N/A

4. Activity and Beneficiary Data

- a. **Completion of attached Emergency Solutions Grant Program Performance Chart or other reports showing ESG expenditures by type of activity. Also describe any problems in collecting, reporting, and evaluating the reliability of this information.**

Please see Tab 8

- b. **Homeless Discharge Coordination**

As part of the government developing and implementing a homeless discharge coordination policy, ESG homeless prevention funds may be used to assist very-low income individuals and families at risk of becoming homeless after being released from publicly funded institutions such as health care facilities, foster care or other youth facilities, or corrections institutions or programs.

The County does not have any ESG projects that meet this criterion. However the State of Florida, through the Department of Children and Families, funded a Criminal Justice Grant from 2011-2014 and recently renewed an additional grant with Collier County from 2014-2017 through a grant application process. The grant is a Collier County Forensic Intensive Reintegration Support Team (FIRST) that works with persons with mental illnesses re-entering the community from jail. Between the grant years of 2011 and 2014, CHS staff worked with 162 participants. Eighty nine (89) percent of the clients were not re-arrested.

c. Explain how your government is instituting a homeless discharge coordination policy, and how ESG homeless prevention funds are being used in this effort.

No ESG funds are proposed to be used for discharge coordination. The Continuum of Care agencies are beginning coordination with a number of local institutions including the Collier County Sheriff's Office, the David Lawrence Center, Youth Haven, local hospitals, foster care programs, and others to address discharge planning. As "The Ten Year Plan to End Homelessness" evolves, discharge planning and policies will be addressed.

The State of Florida, through the Department of Children and Families, funded a Criminal Justice Grant from 2011-2014 and recently renewed an additional grant with Collier County from 2014-2017 through a grant application process. The grant is a Collier County Forensic Intensive Reintegration Support Team (FIRST) that works with persons with mental illnesses re-entering the community from jail. Between the grant years of 2011 and 2014, CHS staff worked with 162 participants. Eighty nine (89) percent of the clients were not re-arrested.

COMMUNITY DEVELOPMENT

Community Development

1. Assessment of Relationship of CDBG Funds to Goals and Objectives

- a. Assess use of CDBG funds in relation to the priorities, needs, goals, and specific objectives in the Consolidated Plan, particularly the highest priority activities.

The County's Community Development priorities are outlined in the Five Year Consolidated Plan 2011-2016 as follows:

- Community Facilities
- Community Infrastructure
- Public Service Initiatives
- Economic Development
- Energy Efficiency

Because of the defined priorities listed above, CHS had undertaken some large community development projects that will serve large numbers of LMI citizens; among these projects are:

Community Facilities:

CDBG: Collier County Immokalee South Park VPK: Project completed in 2013 to construct a building to serve as a community center and to offer a Voluntary Pre-Kindergarten in a LMA area of the County. This facility is open to the public.

CDBG: Immokalee CRA La Placita (2010): Land for this public facility project in the downtown district of Immokalee was completed in 2014 and provides a green gathering place for Immokalee residents. It is geared to enhance foot traffic and attract shoppers to the downtown district, and the contractor has received awards for the project.

CDBG: Youth Haven completed their Phase I shelter improvements to provide major upgrades to their facilities for homeless and at risk youth. The improvements included building repairs to 2 transitional cottages, the installation of a generator for the 2 transitional cottages, upgraded campus security, fencing and lighting for homeless runaway youth ages 14-18. Funding was \$221,000 (FY2012-2013) and was completed in December 2013.

CDBG: City of Naples – Wheelchair Accessible Playground – Add a new ADA handicap and wheelchair accessible play structure at one of the City's small play areas across from the River Park Community Center. This project is located in a LMA in Naples.

CDBG: Through a supplemental funding cycle in February 2013, utilizing unspent or unallocated funds, CHS funded Immokalee Non-Profit Housing for improvements to the Timber Ridge Community Center. Improvements to the community center consisted of replacement of existing awnings, playground equipment and mailboxes. The project was completed in July 2014.

CDBG: Through a supplemental funding cycle in February 2013, utilizing unspent or unallocated funds, CHS funded Immokalee Non-Profit Housing for improvements to the Sanders Pines community. Improvements to the community consisted of playground equipment replacement and new mailboxes. The project was completed in July 2014.

CDBG: The Boys and Girls Club of Collier County received funds to do the design and permitting for the Immokalee Youth Development Center. This phase of the project will be completed by March 2015, with construction to immediately follow.

CDBG: Habitat for Humanity is in the process of constructing water and sewer infrastructure at their Faith Landing development. When the project is completed, Habitat will construct 20 single family homes for acquisition by low income individuals/families.

Community Infrastructure

CDBG: The City of Naples is in the process of constructing intersection improvements at Goodlette Frank Road and 5th Avenue North and Goodlette Frank Road and Central Avenue. The bids came in higher than the FY2013-2014 funding allocation. CHS is in the process of completing a substantial amendment to allocate FY2014-2015 funds to complete the project.

Public Services

CDBG: United Cerebral Palsy of Southwest Florida (UCP) – Transportation Services for drivers and staff and related operating costs to transport persons with disabilities to the UCP Adult Day Education/Training Center. UCP was funded through the FY2013 supplemental cycle and the annual FY2013 regular cycle.

CDBG: Legal Aid Service of Collier County – Provide legal services for victims of domestic violence, sexual assault, date violence, child abuse and other abuses. Legal Aid was funded through the FY2013 supplemental cycle and the annual FY2013 regular cycle.

Economic Development

CDBG: Immokalee CRA Immokalee Business Development Center (2012): With funding from the FY2012-2013 funding, the IBDC has been able to assist 4 businesses; in addition, the IBDC has provided numerous trainings and meetings to stimulate the economic growth in the Immokalee area.

CDBG: Guadalupe Center Job Development (2011): This job development project has recruited an LMI person and is in the process of training and educating the person in the field as a Development Assistant. The program is completed and CHS staff is in the process of tracking the employment of the job created for 2 years. This project continues to be monitored for employee retention. At the last reporting period, Guadalupe Center indicated that the person hired to fill this position has been promoted within the organization and they have hired a replacement person that meets the requirements from the grant.

CDBG: Goodwill Industries-Microenterprise Program (2013 Supplemental Cycle): Funds for this project allowed for 4 classes to assist participants to learn how to start a business. The organization served 30 clients.

CDBG: Goodwill Industries-Microenterprise Program (2013 Regular Cycle): This is a continuation of the project above. The scope of the program will provide for 4 12-week classes and will assist approximately 30 LMI participants when complete.

b. Evaluate progress made toward meeting goals for providing affordable housing using CDBG funds, including the number and types of households served.

Accomplishments:

- 2008 Habitat for Humanity Project (infrastructure assistance) in the Regal Acres subdivision has been completed. To date 97 units have closed and are now occupied by LMI homeowners.
- The NSP Program sold 35 homes to LMI citizens to LMI citizens.
- The DRI/DREF program provided flooding and drainage improvements to a local neighborhood.
- The SHIP, HOME and CDBG purchase assistance programs provided assistance for 21 families/individuals to purchase a home.
 - 4 – Very Low Income (50%)
 - 16 – Low Income (80%)
 - 1 – Moderate (120%)

c. Indicate the extent to which CDBG funds were used for activities that benefited extremely low-income, low-income, and moderate-income persons.

100% of CDBG program funds are expended to benefit very low, low, and moderate income persons. The majority of the CDBG funded activities took place in low income census tracts, including Census Tract 7 in the urban area (City of Naples), and 112.04, 112.05, and 113 in Immokalee.

2. Changes in Program Objectives

a. Identify the nature of and the reasons for any changes in program objectives and how the jurisdiction would change its program as a result of its experiences.

Collier County adopted its third Five-Year Consolidated Plan in July 2011. Goals and objectives were identified based upon community needs. The County's primary focus in the 2011-2016 Five Year Plan was community facilities, economic development, and public service initiatives. The County is also concentrating on our recently implemented owner occupied rehabilitation program to assist low/moderate citizens who can no longer qualify for mortgages.

3. Assessment of Efforts in Carrying Out Planned Actions

a. Indicate how grantee pursued all resources indicated in the Consolidated Plan.

The CHS Department continues to use Florida State SHIP funds, NSP1 and 3 and DRI/DREF, along with CDBG, HOME, ESG and CoC and County General Fund dollars to leverage Federal and state funds. Federal funds are also used to supplement Tax Increment Funds in Community Redevelopment Areas of the County. CHS also operates a Retired and Senior Volunteer grant program to further expand the ability of not for

profits to reach and serve those in need, a Criminal Justice program (previously described), and a Safe Havens program to provide for supervised visitation and transition services. The county has accepted ARRA funds, state Challenge grants, and is continually seeking other grant funding opportunities. Some CHS subrecipients supplement their federal allocated funds with private foundation and dollars raised through fundraising activities to complete their projects.

b. Indicate how grantee provided certifications of consistency in a fair and impartial manner.

The staff of CHS reviewed proposed activities against the Consolidated Plan for consistency. Staff provided recommendations on consistency which were confirmed by management in the County's written certification.

c. Indicate how grantee did not hinder Consolidated Plan implementation by action or willful inaction.

The Consolidated Plan and One Year Action Plan goals and objectives are communicated through an open, public process at multiple levels. The publicly advertised meetings, Board of County Commission meetings, neighborhood meetings, partnership meetings, and service organizations are all means through which Collier County staff obtains public input and determines funding priorities, develops future Consolidated Plan goals. It is in Collier County's best interest to implement the plan as proposed in order to meet the needs of our residents, and staff has operated in a fully transparent manner in assuring the goals of the Consolidated Plan are met.

4. For Funds Not Used for National Objectives

a. Indicate how use of CDBG funds did not meet national objectives.

Not applicable, all funds met national objectives.

b. Indicate how did not comply with overall benefit certification.

Not Applicable, 100% of all the funds benefited very low, low and moderate income residents and neighborhoods.

5. Anti-displacement and Relocation – for activities that involve acquisition, rehabilitation or demolition of occupied real property

a. Describe steps actually taken to minimize the amount of displacement resulting from the CDBG-assisted activities.

Each potential acquisition, rehabilitation, and or demolition is reviewed on a case by case basis to determine which aspects of URA apply. None of the acquisition or rehabilitation activities in FY 2013-2014 resulted in any displacement or relocation.

b. Describe steps taken to identify households, businesses, farms or nonprofit organizations who occupied properties subject to the Uniform Relocation Act or Section 104(d) of the Housing and Community Development Act of 1974, as amended, and whether or not they were displaced, and the nature of their needs and preferences.

Each activity is thoroughly reviewed to determine if any relocation or displacement could occur. No relocation or displacement occurred in 2013-2014.

c. Describe steps taken to ensure the timely issuance of information notices to displaced households, businesses, farms, or nonprofit organizations.

CASL acquired two duplexes with CDBG funds. Notification letters were sent by registered mail to the current owners and tenants. CASL and CHS staff followed the Uniform Relocation Assistance and Real Property Acquisition Policies Act of 1970 as amended by the Uniform Relocation Act Amendments of 1987 and the implementing regulations 49 CFR Part 24 to notify all owners and tenants in the units. No tenant and/or owner were displaced.

6. Low/Mod Job Activities – for economic development activities undertaken where jobs were made available but not taken by low- or moderate-income persons

a. Describe actions taken by grantee and businesses to ensure first consideration was or will be given to low/mod persons.

Collier County continues to implement its Section 3 efforts to ensure opportunities are created for Section 3 employees and employers. In addition, all subrecipient agreements now contain Section 3 language and all bid packages also contain the necessary Section 3 provisions. The Collier County Purchasing Department, as well as CHS, has Section 3 vendor information/registration information on its website. Since the only Public Housing Authority in Collier County is USDA funded (and oversees farm worker housing units), Collier County refers businesses who want to hire Section 3 employees to the Fort Myers Public Housing Authority to gain their certification. CHS has implemented a Section 3 training program for all relevant subrecipients.

b. List by job title of all the permanent jobs created/retained and those that were made available to low/mod persons.

Development Assistant: Guadalupe Center. CHS is working with HUD to confirm jobs created through the IBDC grant.

c. If any of jobs claimed as being available to low/mod persons require special skill, work experience, or education, provide a description of steps being taken or that will be taken to provide such skills, experience, or education.

N/A

7. Low/Mod Limited Clientele Activities – for activities not falling within one of the categories of presumed limited clientele low and moderate income benefit.

a. Describe how the nature, location, or other information demonstrates the activities benefit a limited clientele at least 51% of whom are low- and moderate-income.

- Individual/household annual anticipated gross income qualification would be documented and analyzed using HUD income guidelines. All Collier County

CDBG/HOME/ESG program activities benefit very low, low and moderate income citizens.

8. Program income received

a. Detail the amount of program income reported that was returned to each individual revolving fund, e.g., housing rehabilitation, economic development, or other type of revolving fund.

- CHS received \$ 644 in program income for CDBG.

b. Detail the amount repaid on each float-funded activity.

- Not applicable, no float funded activity was used in 2013-2014.

c. Detail all other loan repayments broken down by the categories of housing rehabilitation, economic development, or other.

- Not applicable, no loan repayments were used in 2013-2014.

d. Detail the amount of income received from the sale of property by parcel.

- Not applicable, there was no income from sales of property in which CDBG or HOME funds were used.

9. Prior period adjustments – where reimbursement was made this reporting period for expenditures (made in previous reporting periods) that have been disallowed, provide the following information:

a. The activity name and number as shown in IDIS;

There were no project payback requirements outlined during the FY2013-2014 program year. HUD did sanction the County for not making timeliness in the previous year and reduced the FY2013-2014 allocation by \$158,862.

b. The program year(s) in which the expenditure(s) for the disallowed activity(ies) was reported;

N/A

c. The amount returned to line-of-credit or program account; and

2007 and 2013 ESG funds - \$28,972 and \$43,108 respectively was returned to HUD. In addition, HUD did sanction the County for not making timeliness in the previous year and reduced the FY2013-2014 allocation by \$158,862.

d. Total amount to be reimbursed and the time period over which the reimbursement is to be made, if the reimbursement is made with multi-year payments.

N/A

10. Loans and other receivables

None

11. Lump sum agreements

None

12. Housing Rehabilitation – for each type of rehabilitation program for which projects/units were reported as completed during the program year

Collier County currently has one home under contract that was purchased with NSP funds. Our office anticipates closes on this property very soon. This home is the last house in the County's inventory.

CDBG: Habitat for Humanity was awarded \$235,000 for a re-roof project. Habitat completed 20 re-roof projects in September 2013.

a. Identify the type of program and number of projects/units completed for each program.

NSP1 - \$34,632 spent to rehabilitate 9 multi-family units and \$167,850 for 9 single family rehabilitation units

NSP3 - \$716,942 spend to rehabilitate 17 single family units

CDBG: Habitat for Humanity was awarded \$235,000 for a re-roof project. Habitat completed 20 re-roof projects in September 2013.

CDBG: Habitat for Humanity – Regal Acres – constructed and sold 28 single family homes during this fiscal year.

Provide the total CDBG funds involved in the program.

NSP1 - \$202,482

NSP3 - \$716,942

Detail other public and private funds involved in the project.

N/A

13. Neighborhood Revitalization Strategies – for grantees that have HUD-approved neighborhood revitalization strategies

- a. Describe progress against benchmarks for the program year. For grantees with Federally-designated EZs or ECs that received HUD approval for a neighborhood revitalization strategy, reports that are required as part of the EZ/EC process shall suffice for purposes of reporting progress.**

N/A

Antipoverty Strategy

1. Describe actions taken during the last year to reduce the number of persons living below the poverty level.

Collier County CHS Department supports and encourages economic development initiatives to assist the creation of new, higher paying, and career path jobs in the community. In order to build a more skilled workforce and enhance the County's efforts to attract, grow, and expand job-creating businesses Goodwill Industries has recently created a Microenterprise Program that received CDBG funding from a supplemental funding cycle to operate a job creation facility in East Naples. Goodwill provides classes to teach low income individuals how to start/expand their own businesses.

CHS will continue to require subrecipients to hire Section 3 employers/employees when possible and abide by all Section 3 requirements.

CHS staff has worked with the technical advisory team to explore the potential for future expansion of economic development initiatives in order to have even more impact in this area, and is attending economic development training in November 2014 to further requisite knowledge in order to foster a carry out such programs.

NON-HOMELESS SPECIAL NEEDS

Non-homeless Special Needs

*Please also refer to the Non-homeless Special Needs Table in the Needs.xls workbook.

1. Identify actions taken to address special needs of persons that are not homeless but require supportive housing, (including persons with HIV/AIDS and their families).

CHS provides direct supportive services through its Social Services Section and coordinates with a variety of agencies to assist families and individuals through the Continuum of Care.

CHS social services staff encourages local agencies to refer families to the State of Florida Emergency Financial Assistance for Housing Program (EFAHP) which provides up to \$400 in emergency housing assistance for families with children who are at risk of homelessness.

The Collier County Health Department (a State of Florida agency) administers the HOPWA Program within Collier County for residents with AIDS/HIV.

The County will continue to support the provision of supportive housing for persons with special needs on a countywide basis. In 2013-2014, CHS provided CDBG funding to the United Cerebral Palsy organization to transport persons with disabilities to their training facility and Community Assisted and Supportive Living to acquire multi-family units to house persons with disabilities.

CHS staff coordinates with CoC organizations such as the Collier County Sheriff's Office (CCSO), David Lawrence Center (DLC), National Alliance for the Mentally Ill (NAMI), and

others to identify the needs of particular populations and identifies resources to assist them, including via other grant programs such as the Safe Havens and Criminal Justice grants administered by CHS.

Specific HOPWA Objectives

The Collier County Health Department, through the State of Florida, provides HOPWA services for AIDS/HIV residents of Collier County. The County supports this program.

OTHER NARRATIVE

Include any CAPER information that was not covered by narratives in any other section.

N/A

U.S. Department of Housing and Urban Development
 Office of Community Planning and Development
 Integrated Disbursement and Information System
 List of Activities By Program Year And Project
 COLLIER COUNTY,FL

REPORT FOR CPD PROGRAM ALL
 PGM YR ALL

Plan Year	IDIS Project	Project	IDIS Activity	Activity Name	Activity	Program
2013	1	PUBLIC FACILITIES AND INFRASTRUCTURE IMPROVEMENTS	458	CITY OF NAPLES Intersection Improvements	Open	CDBG
			459	BOYS & GIRLS CLUB- IMMOKALEE DESIGN & CONSTRUCTION	Open	CDBG
			465	BIG CYPRESS-SITE IMPROVEMENTS	Open	CDBG
			466	Intersection Improvements-Goodlette-Frank & Central Ave	Canceled	CDBG
			467	Habitat for Humanity-Faith Landing Infrastructure	Open	CDBG
		Project Total				
	2	ACQUISITION	461	SALVATION ARMY-ACQUISITION OF REAL PROPERTY	Canceled	CDBG
			468	CASL-Acquisition of Real Property	Open	CDBG
		Project Total				
	3	PUBLIC SERVICES	450	UCP OF SWFLA-TRANSPORTATION	Open	CDBG
			451	LEGAL AID-Legal Support	Open	CDBG
		Project Total				
	4	HOUSING	460	CC HOUSING AUTHORITY-ELECTRICAL	Open	CDBG
			477	DOWN PAYMENT ASSISTANCE	Open	CDBG
			478	CDBG DownPayment Project Delivery	Open	CDBG
		Project Total				
	5	ECONOMIC DEVELOPMENT	452	IMMOKALEE CRA-BUSINESS DEVELOPMENT	Canceled	CDBG
			453	CDBG-GOODWILL INDUSTRIES	Open	CDBG
		Project Total				
	6	ADMINISTRATION	462	CDBG-ADMINISTRATION	Open	CDBG
			464	CDBG-FAIR HOUSING	Open	CDBG
		Project Total				
	7	ESG13 COLLIER	447	ESG13 SHELTER	Open	HESG
			448	ESG13 HOMELESS PREVENTION	Open	HESG
			449	ESG13 ADMINISTRATION	Open	HESG
		Project Total				
	8	HOME-RENTAL	454	CASL-ACQUISITION OF QUAD PLEX	Canceled	HOME
455			BIG CYPRESS HOUSING-SF RENTAL CONSTRUCTION	Canceled	HOME	
	Project Total					
9	HOME ADMINISTRATION	456	HOME ADMINISTRATION	Open	HOME	

DATE: 11-05-14
 TIME: 8:58
 PAGE: 1

Funded Amount	Draw Amount	Balance
\$80,459.00	\$0.00	\$80,459.00
\$183,236.00	\$18,551.37	\$164,684.63
\$74,718.00	\$0.00	\$74,718.00
\$0.00	\$0.00	\$0.00
\$500,000.00	\$2,661.79	\$497,338.21
\$838,413.00	\$21,213.16	\$817,199.84
\$0.00	\$0.00	\$0.00
\$321,138.00	\$321,138.00	\$0.00
\$321,138.00	\$321,138.00	\$0.00
\$24,458.00	\$9,398.22	\$15,059.78
\$72,552.00	\$45,797.36	\$26,754.64
\$97,010.00	\$55,195.58	\$41,814.42
\$385,000.00	\$8,100.00	\$376,900.00
\$163,868.00	\$140,000.00	\$23,868.00
\$40,000.00	\$5,288.13	\$34,711.87
\$588,868.00	\$153,388.13	\$435,479.87
\$0.00	\$0.00	\$0.00
\$52,587.00	\$17,466.81	\$35,120.19
\$52,587.00	\$17,466.81	\$35,120.19
\$386,689.00	\$309,805.63	\$76,883.37
\$2,000.00	\$377.50	\$1,622.50
\$388,689.00	\$310,183.13	\$78,505.87
\$79,584.00	\$6,778.46	\$72,805.54
\$0.00	\$0.00	\$0.00
\$9,948.00	\$8,113.90	\$1,834.10
\$89,532.00	\$14,892.36	\$74,639.64
\$0.00	\$0.00	\$0.00
\$0.00	\$0.00	\$0.00
\$0.00	\$0.00	\$0.00
\$47,403.10	\$45,064.34	\$2,338.76

	Project Total				
10	HOME PROJECT DELIVERY	457	CASL- PROJECT DELIVERY	Open	HOME
	Project Total				
11	CDBG-PROJECT DELIVERY	463	CDBG-PD CITY OF NAPLES #1	Open	CDBG
		469	CDBG-PD CITY OF NAPLES #2	Open	CDBG
		470	CDBG-PD BOYS & GIRLS CLUB	Open	CDBG
		471	CDBG-PD GOODWILL	Open	CDBG
		472	CDBG-PD UNITED CEREBRAL PALSY	Open	CDBG
		473	CDBG-PD LEGAL AID	Open	CDBG
		474	CDBG-PD HABITAT FOR HUMANITY	Open	CDBG
		475	CDBG-PD-BIG CYPRESS-HATCHERS	Open	CDBG
		476	CDBG-PD-CCHA-ELECTRICAL REPLACEMENT	Open	CDBG
	Project Total				CDBG
	Program Total				HESG
					HOME
	2013 Total				CDBG
	Program Grand Total				HESG
					HOME
	Grand Total				

\$47,403.10	\$45,064.34	\$2,338.76
\$4,000.00	\$36.62	\$3,963.38
\$4,000.00	\$36.62	\$3,963.38
\$1,500.00	\$407.89	\$1,092.11
\$1,500.00	\$407.89	\$1,092.11
\$1,500.00	\$504.98	\$995.02
\$1,000.00	\$18.30	\$981.70
\$1,000.00	\$0.00	\$1,000.00
\$1,000.00	\$123.22	\$876.78
\$8,000.00	\$1,176.11	\$6,823.89
\$4,500.00	\$0.00	\$4,500.00
\$8,000.00	\$0.00	\$8,000.00
\$28,000.00	\$2,638.39	\$25,361.61
\$2,314,705.00	\$881,223.20	\$1,433,481.80
\$89,532.00	\$14,892.36	\$74,639.64
\$51,403.10	\$45,100.96	\$6,302.14
\$2,455,640.10	\$941,216.52	\$1,514,423.58
\$2,314,705.00	\$881,223.20	\$1,433,481.80
\$89,532.00	\$14,892.36	\$74,639.64
\$51,403.10	\$45,100.96	\$6,302.14
\$2,455,640.10	\$941,216.52	\$1,514,423.58



U.S. Department of Housing and Urban Development
 Office of Community Planning and Development
 Integrated Disbursement and Information System
 CDBG Activity Summary Report (GPR) for Program Year 2013
 COLLIER COUNTY

Date: 05-Nov-2014
 Time: 9:17
 Page: 1

PGM Year: 2007
Project: 0003 - EASF HATCHER'S PRESERVE
IDIS Activity: 264 - EASF HATCHER'S PRESERVE

Status: Open
Location: OFF OF WESTCLOX ROAD IMMOKALEE, FL 34142
Objective: Create suitable living environments
Outcome: Availability/accessibility
Matrix Code: Street Improvements (03K) **National Objective:** LMH

Initial Funding Date: 02/06/2009

Description:
 INFRASTRUCTURE CONSTRUCTION ON FIVE ACRES TO CONSTRUCT FIFTEEN (15) AFFORDABLE, OWNER-OCCUPIED UNITS FOR LOW AND MODERATE INCOME QUALIFIED FAMILIES IN IMMOKALEE.

Financing

Grant Year	Grant	Fund Type	Funded Amount	Drawn In Program Year	Drawn Thru Program Year
Pre-2015		EN	\$59,001.00	\$0.00	\$59,001.00
Total			\$59,001.00	\$0.00	\$59,001.00

Proposed Accomplishments

Housing Units : 15

Actual Accomplishments

Number assisted:

	Owner		Renter		Total		Person	
	Total	Hispanic	Total	Hispanic	Total	Hispanic	Total	Hispanic
White:	0	0	0	0	0	0		0
Black/African American:	0	0	0	0	0	0	0	0
Asian:	0	0	0	0	0	0	0	0
American Indian/Alaskan Native:	0	0	0	0	0	0	0	0
Native Hawaiian/Other Pacific Islander:	0	0	0	0	0	0	0	0
American Indian/Alaskan Native & White:	0	0	0	0	0	0	0	0
Asian White:	0	0	0	0	0	0	0	0
Black/African American & White:	0	0	0	0	0	0	0	0
American Indian/Alaskan Native & Black/African American:	0	0	0	0	0	0	0	0
Other multi-racial:	0	0	0	0	0	0	0	0
Asian/Pacific Islander:	0	0	0	0	0	0	0	0
Hispanic:	0	0	0	0	0	0	0	0
Total:	0	0	0	0	0	0	0	0

Female-headed Households: 0 0 0

Income Catearorv:

	Owner	Renter	Total	Person
Extremely Low	0	0	0	0
Low Mod	0	0	0	0

Black/African American & White:	15	0	0	0	15	0	0	0
American Indian/Alaskan Native & Black/African American:	0	0	0	0	0	0	0	0
Other multi-racial:	1	0	0	0	1	0	0	0
Asian/Pacific Islander:	0	0	0	0	0	0	0	0
Hispanic:	0	0	0	0	0	0	0	0
Total:	97	41	0	0	97	41	0	0

Female-headed Households: 52 0 52

Income Category:

	Owner	Renter	Total	Person
Extremely Low	7	0	7	0
Low Mod	82	0	82	0
Moderate	8	0	8	0
Non Low Moderate	0	0	0	0
Total	97	0	97	0
Percent Low/Mod	100.0%		100.0%	

Annual Accomplishments

Years	Accomplishment Narrative	# Benefitting
2008	INFRASTRUCTURE FOR REGAL ACRES	
2009	INFRASTRUCTURE FOR REGAL ACRES	
2010	07-2010 Working through last minute punch list. WK	
2011	New Fiscal year October 2011-to Sept 30 2012	
2012	10-2012 No homes closed in October 2012. Occupancy of 94 homes out of 184 to meet the 51% occupancy needed.	
2013	10-2013 2 homes were closed.	

PGM Year:	2009
Project:	0012 - BOYS AND GIRLS CLUB LAND ACQUISITION
IDIS Activity:	341 - BOYS AND GIRLS CLUB- LAND ACQUISITION

Status: Open Objective: Create suitable living environments
 Location: RTE 29 IMMOKALEE, FL 34142 Outcome: Sustainability
 Matrix Code: Acquisition of Real Property (01) National Objective: LMA

Initial Funding Date: 08/26/2009

Description:
PURCHASE LAND FOR FUTURE CONSTRUCTION IN IMMOKALEE

Financing

Grant Year	Grant	Fund Type	Funded Amount	Drawn In Program Year	Drawn Thru Program Year
Pre-2015		EN	\$560,740.00	\$0.00	\$560,740.00
Total			\$560,740.00	\$0.00	\$560,740.00

Proposed Accomplishments

Total Population in Service Area: 3,383
 Census Tract Percent Low / Mod: 86.30

Annual Accomplishments

Years	Accomplishment Narrative	# Benefitting
-------	--------------------------	---------------

2009	ACQUIRE LAND IN IMMOKALEE FOR THE FUTURE CONSTRUCTION OF A PUBLIC FACILITY.	
------	---	--

2010	08-2010 FUNDS DRAWN IN IDIS PROJECT CLOSED. WK	
------	--	--

PGM Year:	2010
------------------	------

Project:	0003 - DAVID LAWRENCE CENTER-CRISIS STABILIZATION UNIT CONSTRUCTION
-----------------	---

IDIS Activity:	374 - DAVID LAWRENCE CENTER-CRISIS STABILIZATION UNIT CONSTRUCTION
-----------------------	--

Status:	Completed 4/14/2014 12:00:00 AM
---------	---------------------------------

Objective:	Create suitable living environments
------------	-------------------------------------

Location:	6075 Bathey Ln Naples, FL 34116-7536
-----------	--------------------------------------

Outcome:	Availability/accessibility
----------	----------------------------

Matrix Code:	Health Facilities (03P)
--------------	-------------------------

National Objective:	LMC
---------------------	-----

Initial Funding Date:	01/21/2011
------------------------------	------------

Description:

Infrastructure for additional 16 transitional beds

Approved by the BCC 121410 item 16D7

Financing

Grant Year	Grant	Fund Type	Funded Amount	Drawn In Program Year	Drawn Thru Program Year
Pre-2015		EN	\$220,355.63	\$21,455.63	\$220,355.63
		PI	\$644.37	\$644.37	\$644.37
Total			\$221,000.00	\$22,100.00	\$221,000.00

Proposed Accomplishments

Public Facilities : 16

Actual Accomplishments

Number assisted:

	Owner		Renter		Total		Person	
	Total	Hispanic	Total	Hispanic	Total	Hispanic	Total	Hispanic
White:	0	0	0	0	0	0	517	143
Black/African American:	0	0	0	0	0	0	46	0
Asian:	0	0	0	0	0	0	0	0
American Indian/Alaskan Native:	0	0	0	0	0	0	0	0
Native Hawaiian/Other Pacific Islander:	0	0	0	0	0	0	0	0
American Indian/Alaskan Native & White:	0	0	0	0	0	0	0	0
Asian White:	0	0	0	0	0	0	0	0
Black/African American & White:	0	0	0	0	0	0	0	0
American Indian/Alaskan Native & Black/African American:	0	0	0	0	0	0	0	0
Other multi-racial:	0	0	0	0	0	0	0	0
Asian/Pacific Islander:	0	0	0	0	0	0	0	0
Hispanic:	0	0	0	0	0	0	0	0
Total:	0	0	0	0	0	0	563	143

Female-headed Households:

Total	0	0	0
-------	---	---	---

Income Catearorv:

	Owner	Renter	Total	Person
Extremely Low	0	0	0	0
Low Mod	0	0	0	563
Moderate	0	0	0	0
Non Low Moderate	0	0	0	0

Total 0 0 0 563
 Percent Low/Mod 100.0%

Annual Accomplishments

Years	Accomplishment Narrative	# Benefiting
2010	02-2011 The engineering RFP's were evaluated and scored. JR Evens was selected to assist us in planning and implementing these infrastructure	
2011	NEW FISCAL YEAR OCTOBER 1-2011 TO SEPTEMBER 30-2012	
2012	10-2012 The Crisis Stabilization Unit building construction is wrapping up. The open house was held last week.	
2013	Project completed and Fianl Monitoring Complete	

PGM Year:	2010
Project:	0008 - IMMOKALEE CRA-JOB CREATION & BUSINESS INCUBATOR
IDIS Activity:	379 - IMMOKALEE CRA- BUSINESS INCUBATOR-JOBS

Status: Open Objective: Create economic opportunities
 Location: 310 Alachua St Immokalee, FL 34142-3503 Outcome: Availability/accessibility
 Matrix Code: ED Technical Assistance (18B) National Objective: LMCSV

Initial Funding Date: 11/16/2010

Description:

BUSINESS INCUBATOR-JOBS

APPROVED BY BCC 102610 ITEM 16D6

Financing

Grant Year	Grant	Fund Type	Funded Amount	Drawn In Program Year	Drawn Thru Program Year
Pre-2015		EN	\$212,000.00	\$0.00	\$154,644.87
Total			\$212,000.00	\$0.00	\$154,644.87

Proposed Accomplishments

Businesses : 5

Actual Accomplishments

Number assisted:

	Owner		Renter		Total		Person	
	Total	Hispanic	Total	Hispanic	Total	Hispanic	Total	Hispanic
White:	0	0	0	0	0	0	4	4
Black/African American:	0	0	0	0	0	0	2	0
Asian:	0	0	0	0	0	0	0	0
American Indian/Alaskan Native:	0	0	0	0	0	0	0	0
Native Hawaiian/Other Pacific Islander:	0	0	0	0	0	0	0	0
American Indian/Alaskan Native & White:	0	0	0	0	0	0	0	0
Asian White:	0	0	0	0	0	0	0	0
Black/African American & White:	0	0	0	0	0	0	0	0
American Indian/Alaskan Native & Black/African American:	0	0	0	0	0	0	0	0
Other multi-racial:	0	0	0	0	0	0	0	0
Asian/Pacific Islander:	0	0	0	0	0	0	0	0
Hispanic:	0	0	0	0	0	0	0	0
Total:	0	0	0	0	0	0	6	4

Female-headed Households: 0 0 0

Income Catearorv:

Black/African American & White:	0	0	0	0	0	0	0	0
American Indian/Alaskan Native & Black/African American:	0	0	0	0	0	0	0	0
Other multi-racial:	0	0	0	0	0	0	0	0
Asian/Pacific Islander:	0	0	0	0	0	0	0	0
Hispanic:	0	0	0	0	0	0	0	0
Total:	0	0	0	0	0	0	3	3

Female-headed Households: 0 0 0

Income Category:

	Owner	Renter	Total	Person
Extremely Low	0	0	0	1
Low Mod	0	0	0	2
Moderate	0	0	0	0
Non Low Moderate	0	0	0	0
Total	0	0	0	3
Percent Low/Mod				100.0%

Annual Accomplishments

Years	Accomplishment Narrative	# Benefitting
2011	12-2011 The job description for the position was finalized and posted at the local Housing Authority as well as an ad in the Immokalee Bulletin. A	
2012	10-2012 Training will continue to be provided to the Development Assistant to hone her skills as a part of the Development Department and	
2013	10-2013 Throughout the contract period, the Development Assistant has been an integral piece of growth in the organization. The position has seen	

PGM Year: 2011
Project: 0006 - PUBLIC FACILITIES
IDIS Activity: 419 - SOUTH IMMOKALEE PARK-VPK

Status: Completed 12/31/2013 12:00:00 AM Objective: Create suitable living environments
Location: 418 School Dr Immokalee, FL 34142-4128 Outcome: Availability/accessibility
Matrix Code: Neighborhood Facilities (03E) National Objective: LMA

Initial Funding Date: 06/11/2012

Description:

COLLIER COUNTY PARKS AND RECREATION WILL CREATE A COMMUNITY CENTER AT THE SOUTH IMMOKALEE PARK FOR THE VPK PROGRAM

Financing

Grant Year	Grant	Fund Type	Funded Amount	Drawn In Program Year	Drawn Thru Program Year
Pre-2015		EN	\$755,436.45	\$755,436.45	\$755,436.45
Total			\$755,436.45	\$755,436.45	\$755,436.45

Proposed Accomplishments

Public Facilities : 1
Total Population in Service Area: 20,660
Census Tract Percent Low / Mod: 82.40

Annual Accomplishments

Years	Accomplishment Narrative	# Benefitting
2011	07-2011 Project Manager recently renegotiated partial redesign of the restroom entrance at BSSW (architect) and the rebidding of the project. Current	
2012	10-2012 The procurement package was finalized and the solicitation was advertised then posted on the Purchasing portal.	

2013 10-2013 The second pay reimbursement was submitted to HHVS for the second and third pay application/contractor invoice. The MOU was approved

PGM Year: 2010
Project: 0024 - PUBLIC FACILITY
IDIS Activity: 420 - IMMOKALEE CRA-PLACITA

Status: Open Objective: Create suitable living environments
 Location: NW CORNER OF 1ST & MAIN #81681720003 #81681960009 Outcome: Availability/accessibility
 IMMOKALEE, FL 34142 Matrix Code: Public Facilities and Improvement National Objective: LMA

Initial Funding Date: 02/14/2012

Description:

The Immokalee Community Redevelopment Agency (CRA) will use Community Development Block Grant (CDBG) funding in the amount of \$960,000 for the acquisition of two adjacent parcels of land and subsequent design and building of the First Street Public Plaza in the downtown area of Immokalee, Florida. The design will include two gateways for the central commercial district. One will be located on First and Main Street, and the other on First and Ninth Street.

Constructiondesign-build activitiesitemsservices may include but not be limited to: closing costs, impact fees, design, permitting, pedestrian walkway sidewalk, and roof structure; columns,

Financing

Grant Year	Grant	Fund Type	Funded Amount	Drawn In Program Year	Drawn Thru Program Year
Pre-2015		EN	\$994,000.00	\$725,147.20	\$964,503.39
Total			\$994,000.00	\$725,147.20	\$964,503.39

Proposed Accomplishments

Total Population in Service Area: 20,660
 Census Tract Percent Low / Mod: 82.40

Annual Accomplishments

Years	Accomplishment Narrative	# Benefitting
2011	The Immokalee Community Redevelopment Agency (CRA) will use Community Development Block Grant (CDBG) funding in the amount of	
2012	10-2012 Contract meeting with the CC Purchasing Department and the Architects for the RFP.	
2013	December 2013	

PGM Year: 2012
Project: 0001 - CDBG Public Service Activities
IDIS Activity: 424 - SAWCC-Legal Services

Status: Completed 7/29/2014 12:00:00 AM Objective: Create suitable living environments
 Location: Address Suppressed Outcome: Availability/accessibility
 Matrix Code: Battered and Abused Spouses (05G) National Objective: LMC

Initial Funding Date: 01/31/2013

Description:

Expansion of the Legal Services Program to continuing to assist low to no income emergency shelter and outreach participants in Naples & Immokalee. These services will provide orders of protection, divorce or separation and spousal or child support.

Financing

Grant Year	Grant	Fund Type	Funded Amount	Drawn In Program Year	Drawn Thru Program Year
Pre-2015		EN	\$131,134.85	\$59,290.34	\$131,134.85
Total			\$131,134.85	\$59,290.34	\$131,134.85

Proposed Accomplishments

People (General) : 1,250

Actual Accomplishments

Number assisted:	Owner		Renter		Total		Person	
	Total	Hispanic	Total	Hispanic	Total	Hispanic	Total	Hispanic
White:	0	0	0	0	0	0	334	227
Black/African American:	0	0	0	0	0	0	918	34
Asian:	0	0	0	0	0	0	0	0
American Indian/Alaskan Native:	0	0	0	0	0	0	0	0
Native Hawaiian/Other Pacific Islander:	0	0	0	0	0	0	0	0
American Indian/Alaskan Native & White:	0	0	0	0	0	0	0	0
Asian White:	0	0	0	0	0	0	0	0
Black/African American & White:	0	0	0	0	0	0	0	0
American Indian/Alaskan Native & Black/African American:	0	0	0	0	0	0	0	0
Other multi-racial:	0	0	0	0	0	0	5	3
Asian/Pacific Islander:	0	0	0	0	0	0	0	0
Hispanic:	0	0	0	0	0	0	0	0
Total:	0	0	0	0	0	0	1,257	264
Female-headed Households:	0		0		0			

Income Catearov:

	Owner	Renter	Total	Person
Extremely Low	0	0	0	0
Low Mod	0	0	0	1,257
Moderate	0	0	0	0
Non Low Moderate	0	0	0	0
Total	0	0	0	1,257
Percent Low/Mod				100.0%

Annual Accomplishments

Years	Accomplishment Narrative	# Benefitting
2012	03/31/2013 Quarterly Report Submitted	
2013	Outcome 1: The attorney funded through this grant met with 21 new participants during the quarter. The Shelters Legal Advocate/Compliance Office	

PGM Year: 2012

Project: 0002 - CDBG Acquisition

IDIS Activity: 427 - City of Naples-Wheelchair Accessible Play

Status: Open Objective: Create suitable living environments
 Location: 1202 5th Ave N Naples, FL 34102-5846 Outcome: Availability/accessibility
 Matrix Code: Public Facilities and Improvement National Objective: LMA

Initial Funding Date: 10/16/2013

Description:
 This project activity is to add a new ADA handicap and wheelchair accessible play structure at one of the City's small play areas across for the River Park Community Center.

Financing

Grant Year	Grant	Fund Type	Funded Amount	Drawn In Program Year	Drawn Thru Program Year

Pre-2015		EN	\$105,835.00	\$47,913.21	\$47,913.21
Total			\$105,835.00	\$47,913.21	\$47,913.21

Proposed Accomplishments

People (General) : 1,246
 Total Population in Service Area: 1,246
 Census Tract Percent Low / Mod: 69.70

Annual Accomplishments

Years	Accomplishment Narrative	# Benefitting
--------------	---------------------------------	----------------------

2013 Project Component #1-The project activity is to add (installation and construction of) a new Americans with Disabilities Act (ADA) wheelchair accessible
 2014

PGM Year:	2012
Project:	0003 - CDBG Public Facilities and Infrastructure Improvements
IDIS Activity:	428 - David Lawrence Center-Access to Wellness

Status: Completed 7/30/2014 12:00:00 AM Objective: Create suitable living environments
 Location: 6075 Bathey Ln Naples, FL 34116-7536 Outcome: Availability/accessibility
 Matrix Code: Public Facilities and Improvement National Objective: LMC

Initial Funding Date: 01/31/2013

Description:

Access to Wellness project provides access to intensive residential care for adults with significant substance abuse problems,The project enhances traditional residential care by adding access to on-site wellness services and facilities.

Financing

Grant Year	Grant	Fund Type	Funded Amount	Drawn In Program Year	Drawn Thru Program Year
Pre-2015		EN	\$179,500.00	\$132,783.62	\$179,500.00
Total			\$179,500.00	\$132,783.62	\$179,500.00

Proposed Accomplishments

Public Facilities : 1

Actual Accomplishments

<i>Number assisted:</i>	Owner		Renter		Total		Person	
	Total	Hispanic	Total	Hispanic	Total	Hispanic	Total	Hispanic
White:	0	0	0	0	0	0	195	15
Black/African American:	0	0	0	0	0	0	5	0
Asian:	0	0	0	0	0	0	1	0
American Indian/Alaskan Native:	0	0	0	0	0	0	0	0
Native Hawaiian/Other Pacific Islander:	0	0	0	0	0	0	1	0
American Indian/Alaskan Native & White:	0	0	0	0	0	0	0	0
Asian White:	0	0	0	0	0	0	0	0
Black/African American & White:	0	0	0	0	0	0	0	0
American Indian/Alaskan Native & Black/African American:	0	0	0	0	0	0	0	0
Other multi-racial:	0	0	0	0	0	0	6	0
Asian/Pacific Islander:	0	0	0	0	0	0	0	0
Hispanic:	0	0	0	0	0	0	0	0
Total:	0	0	0	0	0	0	208	15

American Indian/Alaskan Native & Black/African American:	0	0	0	0	0	0	0	0
Other multi-racial:	0	0	0	0	0	0	0	0
Asian/Pacific Islander:	0	0	0	0	0	0	0	0
Hispanic:	0	0	0	0	0	0	0	0
Total:	0	0	0	0	0	0	2	2

Female-headed Households: 0 0 0

Income Catearorv:

	Owner	Renter	Total	Person
Extremely Low	0	0	0	0
Low Mod	0	0	0	2
Moderate	0	0	0	0
Non Low Moderate	0	0	0	0
Total	0	0	0	2
Percent Low/Mod	100.0%			

Annual Accomplishments

Years	Accomplishment Narrative	# Benefitting
-------	--------------------------	---------------

2012	Outcome 1: Target 2 new companies, each expecting to have a workforce of between 1 and 2 full time employees. A total of 2 jobs will be created. Jobs	
------	---	--

PGM Year:	2012	
Project:	0005 - CDBG Administration	
IDIS Activity:	431 - CDBG Administration	

Status:	Open	Objective:	
Location:	,	Outcome:	
		Matrix Code:	General Program Administration (21A)
		National Objective:	

Initial Funding Date: 12/20/2012

Description:

Planning and Administration for Community Development Block Grant (CDBG) 20% of the Entitlement

Financing

Grant Year	Grant	Fund Type	Funded Amount	Drawn In Program Year	Drawn Thru Program Year
Pre-2015		EN	\$400,899.20	\$68,935.78	\$334,107.95
Total			\$400,899.20	\$68,935.78	\$334,107.95

Proposed Accomplishments

Actual Accomplishments

Number assisted:

	Owner		Renter		Total		Person	
	Total	Hispanic	Total	Hispanic	Total	Hispanic	Total	Hispanic
White:					0	0		
Black/African American:					0	0		
Asian:					0	0		
American Indian/Alaskan Native:					0	0		
Native Hawaiian/Other Pacific Islander:					0	0		
American Indian/Alaskan Native & White:					0	0		
Asian White:					0	0		

Black/African American & White:	0	0							
American Indian/Alaskan Native & Black/African American:	0	0							
Other multi-racial:	0	0							
Asian/Pacific Islander:	0	0							
Hispanic:	0	0							
Total:	0	0	0	0	0	0	0	0	0

Female-headed Households: 0

Income Category:

	Owner	Renter	Total	Person
Extremely Low			0	
Low Mod			0	
Moderate			0	
Non Low Moderate			0	
Total	0	0	0	0
Percent Low/Mod				

Annual Accomplishments

No data returned for this view. This might be because the applied filter excludes all data.

PGM Year:	2012
Project:	0005 - CDBG Administration
IDIS Activity:	432 - CDBG-Fair Housing

Status: Open Objective:
 Location: , Outcome:
 Matrix Code: Fair Housing Activities (subject to 20% National Objective:

Initial Funding Date: 12/20/2012

Description:
 Part of CDBG Administration- Fair Housing Activities

Financing

Grant Year	Grant	Fund Type	Funded Amount	Drawn In Program Year	Drawn Thru Program Year
Pre-2015		EN	\$2,000.00	\$1,608.88	\$1,608.88
Total			\$2,000.00	\$1,608.88	\$1,608.88

Proposed Accomplishments

Actual Accomplishments

<i>Number assisted:</i>	Owner		Renter		Total		Person	
	Total	Hispanic	Total	Hispanic	Total	Hispanic	Total	Hispanic
White:					0	0		

Black/African American:	0	0
Asian:	0	0
American Indian/Alaskan Native:	0	0
Native Hawaiian/Other Pacific Islander:	0	0
American Indian/Alaskan Native & White:	0	0
Asian White:	0	0
Black/African American & White:	0	0
American Indian/Alaskan Native & Black/African American:	0	0
Other multi-racial:	0	0
Asian/Pacific Islander:	0	0
Hispanic:	0	0
Total:	0	0

Female-headed Households: 0

Income Catearorv:

	Owner	Renter	Total	Person
Extremely Low			0	
Low Mod			0	
Moderate			0	
Non Low Moderate			0	
Total	0	0	0	0
Percent Low/Mod				

Annual Accomplishments

No data returned for this view. This might be because the applied filter excludes all data.

PGM Year: 2012
Project: 0002 - CDBG Acquisition
IDIS Activity: 437 - LAND ACQUISITION-ABLE ACADEMY

Status: Completed 5/6/2014 12:00:00 AM Objective: Create suitable living environments
Location: 5860 Golden Gate Pkwy Naples, FL 34116-7459 Outcome: Availability/accessibility
Matrix Code: Acquisition of Real Property (01) National Objective: LMC

Initial Funding Date: 07/15/2013

Description:

CDBG funds will be used to leverage non-profit and private funds for the acquisition of a public facility.

Financing

Grant Year	Grant	Fund Type	Funded Amount	Drawn In Program Year	Drawn Thru Program Year
Pre-2015		EN	\$515,000.00	\$15,000.00	\$515,000.00

Total				\$515,000.00	\$15,000.00	\$515,000.00
--------------	--	--	--	---------------------	--------------------	---------------------

Proposed Accomplishments

People (General) : 76

Actual Accomplishments

Number assisted:

	Owner		Renter		Total		Person	
	Total	Hispanic	Total	Hispanic	Total	Hispanic	Total	Hispanic
White:	0	0	0	0	0	0	136	46
Black/African American:	0	0	0	0	0	0	10	0
Asian:	0	0	0	0	0	0	0	0
American Indian/Alaskan Native:	0	0	0	0	0	0	0	0
Native Hawaiian/Other Pacific Islander:	0	0	0	0	0	0	0	0
American Indian/Alaskan Native & White:	0	0	0	0	0	0	0	0
Asian White:	0	0	0	0	0	0	0	0
Black/African American & White:	0	0	0	0	0	0	0	0
American Indian/Alaskan Native & Black/African American:	0	0	0	0	0	0	0	0
Other multi-racial:	0	0	0	0	0	0	10	0
Asian/Pacific Islander:	0	0	0	0	0	0	0	0
Hispanic:	0	0	0	0	0	0	0	0
Total:	0	0	0	0	0	0	156	46
Female-headed Households:	0		0		0			

Income Catearorv:

	Owner	Renter	Total	Person
Extremely Low	0	0	0	32
Low Mod	0	0	0	88
Moderate	0	0	0	4
Non Low Moderate	0	0	0	32
Total	0	0	0	156
Percent Low/Mod				79.5%

Annual Accomplishments

Years	Accomplishment Narrative	# Benefiting
-------	--------------------------	--------------

2012 ABLE Academy is purchasing land and an existing building located at 5860 Golden Gate Parkway.

2013 Outcome 1: Closed the transaction on August 16, 2013.

PGM Year: 2012
Project: 0002 - CDBG Acquisition
IDIS Activity: 438 - OPERATION HORSEPOWER-NAPLES EQUESTRIAN CHALLENGE

Status: Open Objective: Create suitable living environments
Location: 206 Ridge Dr Naples, FL 34108-3418 Outcome: Availability/accessibility
Matrix Code: Acquisition of Real Property (01) National Objective: LMC

Initial Funding Date: 07/15/2013

Description:

This project will acquire a 2.15 acre parcel located at 182 Ridge Drive to increase the oprganizations capacity toserve presumed populationpersons with disabilities.

Financing

Grant Year	Grant	Fund Type	Funded Amount	Drawn In Program Year	Drawn Thru Program Year
Pre-2015		EN	\$520,000.00	\$520,000.00	\$520,000.00
Total			\$520,000.00	\$520,000.00	\$520,000.00

Proposed Accomplishments

People (General) : 200

Actual Accomplishments

Number assisted:

	Owner		Renter		Total		Person	
	Total	Hispanic	Total	Hispanic	Total	Hispanic	Total	Hispanic
White:	0	0	0	0	0	0	0	0
Black/African American:	0	0	0	0	0	0	0	0
Asian:	0	0	0	0	0	0	0	0
American Indian/Alaskan Native:	0	0	0	0	0	0	0	0
Native Hawaiian/Other Pacific Islander:	0	0	0	0	0	0	0	0
American Indian/Alaskan Native & White:	0	0	0	0	0	0	0	0
Asian White:	0	0	0	0	0	0	0	0
Black/African American & White:	0	0	0	0	0	0	0	0
American Indian/Alaskan Native & Black/African American:	0	0	0	0	0	0	0	0
Other multi-racial:	0	0	0	0	0	0	0	0
Asian/Pacific Islander:	0	0	0	0	0	0	0	0
Hispanic:	0	0	0	0	0	0	0	0
Total:	0	0	0	0	0	0	0	0
Female-headed Households:	0		0		0			

Income Catearorv:

	Owner	Renter	Total	Person
Extremely Low	0	0	0	0
Low Mod	0	0	0	0
Moderate	0	0	0	0
Non Low Moderate	0	0	0	0
Total	0	0	0	0
Percent Low/Mod				

Annual Accomplishments

Years	Accomplishment Narrative	# Benefitting
2012	A. Outcome Goals:	
2013	October 2013 Property acquired	
2014	March 2014 NEC continues to serve presumed clintele and secure funds for the eventual construction of new facility. NEC is working on design and	

PGM Year:	2012
Project:	0003 - CDBG Public Facilities and Infrastructure Improvements
IDIS Activity:	439 - TIMBER RIDGE COMMUNITY CENTER UPGRADES

Status:	Open	Objective:	Create suitable living environments
Location:	2449 Sanders Pine Cir Immokalee, FL 34142-2101	Outcome:	Sustainability
		Matrix Code:	Neighborhood Facilities (03E)
		National Objective:	LMA

Initial Funding Date: 07/15/2013

Description:

Asian:	0	0	0	0	0	0	0	0
American Indian/Alaskan Native:	0	0	0	0	0	0	1	0
Native Hawaiian/Other Pacific Islander:	0	0	0	0	0	0	0	0
American Indian/Alaskan Native & White:	0	0	0	0	0	0	0	0
Asian White:	0	0	0	0	0	0	0	0
Black/African American & White:	0	0	0	0	0	0	0	0
American Indian/Alaskan Native & Black/African American:	0	0	0	0	0	0	0	0
Other multi-racial:	0	0	0	0	0	0	2	0
Asian/Pacific Islander:	0	0	0	0	0	0	0	0
Hispanic:	0	0	0	0	0	0	0	0
Total:	0	0	0	0	0	0	32	3

Female-headed Households: 0 0 0 0

Income Catearv:

	Owner	Renter	Total	Person
Extremely Low	0	0	0	11
Low Mod	0	0	0	7
Moderate	0	0	0	1
Non Low Moderate	0	0	0	13
Total	0	0	0	32
Percent Low/Mod				59.4%

Annual Accomplishments

Years	Accomplishment Narrative	# Benefitting
-------	--------------------------	---------------

2012 Outcome 1: Two six week Micro-Enterprise Entrepreneur Classes in between May and September, 2013.

2013 Accomplishment type LMC in an LMA area

PGM Year:	2012		
Project:	0003 - CDBG Public Facilities and Infrastructure Improvements		
IDIS Activity:	443 - Sanders Pines Playground Equip & Mail Boxes		

Status: Open Objective: Create suitable living environments
 Location: 2449 Sanders Pine Cir Immokalee, FL 34142-2101 Outcome: Availability/accessibility
 Matrix Code: Public Facilities and Improvement National Objective: LMA

Initial Funding Date: 06/06/2013

Description:

Project Component #1: The purchase, replacement, installation, disposal and shipping costs of playground equipment including park benches, picnic tables, installed playground border as required by the Department of Children and Families (DCF) and bicycle rack.

Project Component #2: The purchase, replacement, installation, disposal and shipping costs of multifamily mailboxes.

Financing

Grant Year	Grant	Fund Type	Funded Amount	Drawn In Program Year	Drawn Thru Program Year
Pre-2015		EN	\$13,500.00	\$12,144.01	\$12,144.01
Total			\$13,500.00	\$12,144.01	\$12,144.01

Proposed Accomplishments

People (General) : 41
 Total Population in Service Area: 2,258
 Census Tract Percent Low / Mod: 79.80

Annual Accomplishments

Years	Accomplishment Narrative	# Benefiting
2012	Outcome 1: Order and identify equipment recreational suppliers by June 2013.	
PGM Year:	2012	
Project:	0010 - CDBG PROJECT DELIVERY	
IDIS Activity:	446 - PROJECT DELIVERY	

Status: Open	Objective: Provide decent affordable housing
Location: 3339 Tamiami Trl E Ste 211 Suite 211 Naples, FL 34112-5361	Outcome: Affordability
	Matrix Code: Public Facilities and Improvement
	National Objective: LMH

Initial Funding Date: 08/29/2013

Description:
 SUPPLEMENTAL ROUND FUNDS FOR ENVIRONMENTAL REVIEWS

Financing

Grant Year	Grant	Fund Type	Funded Amount	Drawn In Program Year	Drawn Thru Program Year
Pre-2015		EN	\$14,419.00	\$12,605.00	\$12,605.00
Total			\$14,419.00	\$12,605.00	\$12,605.00

Proposed Accomplishments

Actual Accomplishments

Number assisted:

	Owner		Renter		Total		Person	
	Total	Hispanic	Total	Hispanic	Total	Hispanic	Total	Hispanic
White:	0	0	0	0	0	0	0	0
Black/African American:	0	0	0	0	0	0	0	0
Asian:	0	0	0	0	0	0	0	0
American Indian/Alaskan Native:	0	0	0	0	0	0	0	0
Native Hawaiian/Other Pacific Islander:	0	0	0	0	0	0	0	0
American Indian/Alaskan Native & White:	0	0	0	0	0	0	0	0
Asian White:	0	0	0	0	0	0	0	0
Black/African American & White:	0	0	0	0	0	0	0	0
American Indian/Alaskan Native & Black/African American:	0	0	0	0	0	0	0	0
Other multi-racial:	0	0	0	0	0	0	0	0
Asian/Pacific Islander:	0	0	0	0	0	0	0	0
Hispanic:	0	0	0	0	0	0	0	0
Total:	0	0	0	0	0	0	0	0

Female-headed Households: 0 0 0

Income Catearv:

	Owner	Renter	Total	Person
Extremely Low	0	0	0	0
Low Mod	0	0	0	0
Moderate	0	0	0	0
Non Low Moderate	0	0	0	0
Total	0	0	0	0

Percent Low/Mod

Annual Accomplishments

No data returned for this view. This might be because the applied filter excludes all data.

PGM Year: 2013
Project: 0003 - PUBLIC SERVICES
IDIS Activity: 450 - UCP OF SWFLA-TRANSPORTATION

Status: Open Objective: Create suitable living environments
 Location: 9040 Sunset Dr Miami, FL 33173-3432 Outcome: Availability/accessibility
 Matrix Code: Handicapped Services (05B) National Objective: LMC

Initial Funding Date: 02/11/2014

Description:

Funding costs will include but not limited to the following expenses: Partial Salary for Staff & Drivers to transport adult persons with developmental disabilities to the UCP Adult Day Training and Education Center (ADT) in Naples, FL

Financing

Grant Year	Grant	Fund Type	Funded Amount	Drawn In Program Year	Drawn Thru Program Year
Pre-2015		EN	\$24,458.00	\$7,314.83	\$7,314.83
Total			\$24,458.00	\$7,314.83	\$7,314.83

Proposed Accomplishments

People (General) : 8

Actual Accomplishments

Number assisted:

	Owner		Renter		Total		Person	
	Total	Hispanic	Total	Hispanic	Total	Hispanic	Total	Hispanic
White:	0	0	0	0	0	0	11	3
Black/African American:	0	0	0	0	0	0	1	0
Asian:	0	0	0	0	0	0	0	0
American Indian/Alaskan Native:	0	0	0	0	0	0	0	0
Native Hawaiian/Other Pacific Islander:	0	0	0	0	0	0	0	0
American Indian/Alaskan Native & White:	0	0	0	0	0	0	0	0
Asian White:	0	0	0	0	0	0	0	0
Black/African American & White:	0	0	0	0	0	0	0	0
American Indian/Alaskan Native & Black/African American:	0	0	0	0	0	0	0	0
Other multi-racial:	0	0	0	0	0	0	0	0
Asian/Pacific Islander:	0	0	0	0	0	0	0	0
Hispanic:	0	0	0	0	0	0	0	0
Total:	0	0	0	0	0	0	12	3
Female-headed Households:	0		0		0			

Income Catearv:

	Owner	Renter	Total	Person
Extremely Low	0	0	0	0
Low Mod	0	0	0	12
Moderate	0	0	0	0
Non Low Moderate	0	0	0	0
Total	0	0	0	12
Percent Low/Mod				100.0%

Annual Accomplishments

Years	Accomplishment Narrative	# Benefitting
-------	--------------------------	---------------

2013 Project Component One: Funding costs will include but not limited to the following expenses: Fund partial salary for Staff & Drivers and fund related

PGM Year: 2013

Project: 0003 - PUBLIC SERVICES

IDIS Activity: 451 - LEGAL AID-Legal Support

Status: Open

Location: 4125 Tamiami Trl E Naples, FL 34112-6263

Objective: Create suitable living environments

Outcome: Availability/accessibility

Matrix Code: Legal Services (05C)

National Objective: LMC

Initial Funding Date: 02/11/2014

Description:

Project Component One:Funding costs will include but not limited to the following expenses: Personnel Costs to provide legal services for victims of domestic violence, sexual assault, dating violence, child abuse, and other abuses.

Project Component Two:Funding costs will include but not limited to the following expenses: Environmental Review.

Financing

Grant Year	Grant	Fund Type	Funded Amount	Drawn In Program Year	Drawn Thru Program Year
Pre-2015		EN	\$72,552.00	\$35,373.66	\$35,373.66
Total			\$72,552.00	\$35,373.66	\$35,373.66

Proposed Accomplishments

People (General) : 200

Actual Accomplishments

Number assisted:	Owner		Renter		Total		Person	
	Total	Hispanic	Total	Hispanic	Total	Hispanic	Total	Hispanic
White:	0	0	0	0	0	0	101	54
Black/African American:	0	0	0	0	0	0	27	0
Asian:	0	0	0	0	0	0	0	0
American Indian/Alaskan Native:	0	0	0	0	0	0	0	0
Native Hawaiian/Other Pacific Islander:	0	0	0	0	0	0	1	0
American Indian/Alaskan Native & White:	0	0	0	0	0	0	0	0
Asian White:	0	0	0	0	0	0	0	0
Black/African American & White:	0	0	0	0	0	0	0	0
American Indian/Alaskan Native & Black/African American:	0	0	0	0	0	0	0	0
Other multi-racial:	0	0	0	0	0	0	0	0
Asian/Pacific Islander:	0	0	0	0	0	0	0	0
Hispanic:	0	0	0	0	0	0	0	0
Total:	0	0	0	0	0	0	129	54

Total: 0 0 0 0 0 0 18 7

Female-headed Households: 0 0 0

Income Catearorv:

	Owner	Renter	Total	Person
Extremely Low	0	0	0	0
Low Mod	0	0	0	18
Moderate	0	0	0	0
Non Low Moderate	0	0	0	0
Total	0	0	0	18
Percent Low/Mod				100.0%

Annual Accomplishments

Years **Accomplishment Narrative** **# Benefitting**

2013 Project Component One: Funding costs will include but not limited to the following expenses: Micro-Enterprise Program that will consist of three (3) four

PGM Year: 2013
Project: 0001 - PUBLIC FACILITIES AND INFRASTRUCTURE IMPROVEMENTS
IDIS Activity: 458 - CITY OF NAPLES Intersection Improvements

Status: Open Objective: Create suitable living environments
 Location: 735 8th St S Naples, FL 34102-6703 Outcome: Availability/accessibility
 Matrix Code: Street Improvements (03K) National Objective: LMA

Initial Funding Date: 02/11/2014

Description:

HHVS, as an administrator of the CDBG program, will make available CDBG funds up to the gross amount of \$80,459 to the City of Naples to fund intersection improvements and environmental review at Goodlette-Frank Road and 5th Avenue North, and Goodlette-Frank and Central Avenue in order to improve pedestrian safety.

Financing

Grant Year	Grant	Fund Type	Funded Amount	Drawn In Program Year	Drawn Thru Program Year
Pre-2015		EN	\$80,459.00	\$0.00	\$0.00
Total			\$80,459.00	\$0.00	\$0.00

Proposed Accomplishments

People (General) : 1,246
 Total Population in Service Area: 1,246
 Census Tract Percent Low / Mod: 69.70

Annual Accomplishments

Years **Accomplishment Narrative** **# Benefitting**

2013 7.10.2014

PGM Year: 2013
Project: 0001 - PUBLIC FACILITIES AND INFRASTRUCTURE IMPROVEMENTS
IDIS Activity: 459 - BOYS & GIRLS CLUB- IMMOKALEE DESIGN & PERMITTING

Status: Open Objective: Create suitable living environments
 Location: 1013 Roberts Ave W Immokalee, FL 34142-3603 Outcome: Availability/accessibility
 Matrix Code: Youth Centers (03D) National Objective: LMC

Initial Funding Date: 02/11/2014

Description:

Fund design and permitting for the eventual construction of the Boys & Girls Club Youth Development Center in Immokalee, FL.

Financing

Grant Year	Grant	Fund Type	Funded Amount	Drawn In Program Year	Drawn Thru Program Year
Pre-2015		EN	\$183,236.00	\$7,872.00	\$7,872.00
Total			\$183,236.00	\$7,872.00	\$7,872.00

Proposed Accomplishments

Public Facilities : 1

Actual Accomplishments

Number assisted:

	Owner		Renter		Total		Person	
	Total	Hispanic	Total	Hispanic	Total	Hispanic	Total	Hispanic
White:	0	0	0	0	0	0		0
Black/African American:	0	0	0	0	0	0	0	0
Asian:	0	0	0	0	0	0	0	0
American Indian/Alaskan Native:	0	0	0	0	0	0	0	0
Native Hawaiian/Other Pacific Islander:	0	0	0	0	0	0	0	0
American Indian/Alaskan Native & White:	0	0	0	0	0	0	0	0
Asian White:	0	0	0	0	0	0	0	0
Black/African American & White:	0	0	0	0	0	0	0	0
American Indian/Alaskan Native & Black/African American:	0	0	0	0	0	0	0	0
Other multi-racial:	0	0	0	0	0	0	0	0
Asian/Pacific Islander:	0	0	0	0	0	0	0	0
Hispanic:	0	0	0	0	0	0	0	0
Total:	0	0	0	0	0	0	0	0
Female-headed Households:	0		0		0			

Income Catearorv:

	Owner	Renter	Total	Person
Extremely Low	0	0	0	0
Low Mod	0	0	0	0
Moderate	0	0	0	0
Non Low Moderate	0	0	0	0
Total	0	0	0	0
Percent Low/Mod				

Annual Accomplishments

Years	Accomplishment Narrative	# Benefitting
2013	Outcome 1: Maintain documentation on all households using the facility in compliance with 24CFR 85.42	
PGM Year:	2013	
Project:	0004 - HOUSING	
IDIS Activity:	460 - CC HOUSING AUTHORITY-ELECTRICAL REPLACEMENT	

Status: Open Objective: Provide decent affordable housing
 Location: 1800 Farm Worker Way Immokalee, FL 34142-5544 Outcome: Sustainability

Initial Funding Date: 05/08/2014

Description:

DESIGN, INSTALLATION, INSPECTION, ENVIRONMENTAL REVIEW AND PERMITS FOR ELECTRICAL REWIRING AND REPLACEMENT FOR SECTION A AT FARMWORKER VILLAGE.

Financing

Grant Year	Grant	Fund Type	Funded Amount	Drawn In Program Year	Drawn Thru Program Year
Pre-2015		EN	\$385,000.00	\$8,100.00	\$8,100.00
Total			\$385,000.00	\$8,100.00	\$8,100.00

Proposed Accomplishments

Housing Units : 71

Actual Accomplishments

Number assisted:

	Owner		Renter		Total		Person	
	Total	Hispanic	Total	Hispanic	Total	Hispanic	Total	Hispanic
White:	0	0	0	0	0	0	0	0
Black/African American:	0	0	0	0	0	0	0	0
Asian:	0	0	0	0	0	0	0	0
American Indian/Alaskan Native:	0	0	0	0	0	0	0	0
Native Hawaiian/Other Pacific Islander:	0	0	0	0	0	0	0	0
American Indian/Alaskan Native & White:	0	0	0	0	0	0	0	0
Asian White:	0	0	0	0	0	0	0	0
Black/African American & White:	0	0	0	0	0	0	0	0
American Indian/Alaskan Native & Black/African American:	0	0	0	0	0	0	0	0
Other multi-racial:	0	0	0	0	0	0	0	0
Asian/Pacific Islander:	0	0	0	0	0	0	0	0
Hispanic:	0	0	0	0	0	0	0	0
Total:	0	0	0	0	0	0	0	0

Female-headed Households:

0	0	0
---	---	---

Income Catearv:

	Owner	Renter	Total	Person
Extremely Low	0	0	0	0
Low Mod	0	0	0	0
Moderate	0	0	0	0
Non Low Moderate	0	0	0	0
Total	0	0	0	0

Percent Low/Mod

Annual Accomplishments

Years	Accomplishment Narrative	# Benefiting
2013	Project Component One: Funding costs will include but not limited to the following expenses: Design, installation, inspection, permits for electrical	

PGM Year: 2013

Project: 0006 - ADMINISTRATION

IDIS Activity: 462 - CDBG-ADMINISTRATION

Status: Open
 Location: ,

Objective:
 Outcome:
 Matrix Code: General Program Administration (21A) National Objective:

Initial Funding Date: 02/05/2014

Description:
 GENERAL ADMINISTRATION FOR CDBG 20% OF ENTITLEMENT ALLOCATION

Financing

Grant Year	Grant	Fund Type	Funded Amount	Drawn In Program Year	Drawn Thru Program Year
Pre-2015		EN	\$386,689.00	\$243,569.25	\$243,569.25
Total			\$386,689.00	\$243,569.25	\$243,569.25

Proposed Accomplishments

Actual Accomplishments

<i>Number assisted:</i>	Owner		Renter		Total		Person	
	Total	Hispanic	Total	Hispanic	Total	Hispanic	Total	Hispanic
White:					0	0		
Black/African American:					0	0		
Asian:					0	0		
American Indian/Alaskan Native:					0	0		
Native Hawaiian/Other Pacific Islander:					0	0		
American Indian/Alaskan Native & White:					0	0		
Asian White:					0	0		
Black/African American & White:					0	0		
American Indian/Alaskan Native & Black/African American:					0	0		
Other multi-racial:					0	0		
Asian/Pacific Islander:					0	0		
Hispanic:					0	0		
Total:	0	0	0	0	0	0	0	0

Female-headed Households: 0

Income Catearv:

	Owner	Renter	Total	Person
Extremely Low			0	
Low Mod			0	
Moderate			0	
Non Low Moderate			0	
Total	0	0	0	0
Percent Low/Mod				

Annual Accomplishments

No data returned for this view. This might be because the applied filter excludes all data.

PGM Year: 2013
Project: 0011 - CDBG-PROJECT DELIVERY
IDIS Activity: 463 - CDBG-PD CITY OF NAPLES #1

Status: Open Objective: Provide decent affordable housing
Location: GOODLETTE & 5TH NAPLES, FL 34102 Outcome: Sustainability
Matrix Code: Street Improvements (03K) National Objective: LMA

Initial Funding Date: 05/02/2014

Description:

PROJECT DELIVERY COSTS FOR THE CITY OF NAPLES PROJECT # 458 FOR THE INTERSECTION IMPROVEMENTS FOR GOODLETTE & 5TH AVE N

Financing

Grant Year	Grant	Fund Type	Funded Amount	Drawn In Program Year	Drawn Thru Program Year
Pre-2015		EN	\$1,500.00	\$407.89	\$407.89
Total			\$1,500.00	\$407.89	\$407.89

Proposed Accomplishments

Total Population in Service Area: 1,246
Census Tract Percent Low / Mod: 69.70

Annual Accomplishments

No data returned for this view. This might be because the applied filter excludes all data.

PGM Year: 2013
Project: 0006 - ADMINISTRATION
IDIS Activity: 464 - CDBG-FAIR HOUSING

Status: Open Objective:
Location: , Outcome:
Matrix Code: General Program Administration (21A) National Objective:

Initial Funding Date: 02/05/2014

Description:

FAIR HOUSING ACTIVITIES

Financing

Grant Year	Grant	Fund Type	Funded Amount	Drawn In Program Year	Drawn Thru Program Year
Pre-2015		EN	\$2,000.00	\$0.00	\$0.00
Total			\$2,000.00	\$0.00	\$0.00

Proposed Accomplishments

Actual Accomplishments

<i>Number assisted:</i>	Owner		Renter		Total		Person	
	Total	Hispanic	Total	Hispanic	Total	Hispanic	Total	Hispanic
White:					0	0		
Black/African American:					0	0		
Asian:					0	0		
American Indian/Alaskan Native:					0	0		
Native Hawaiian/Other Pacific Islander:					0	0		
American Indian/Alaskan Native & White:					0	0		
Asian White:					0	0		
Black/African American & White:					0	0		
American Indian/Alaskan Native & Black/African American:					0	0		
Other multi-racial:					0	0		
Asian/Pacific Islander:					0	0		
Hispanic:					0	0		
Total:	0	0	0	0	0	0	0	0
Female-headed Households:					0			

Income Catearv:

	Owner	Renter	Total	Person
Extremely Low			0	
Low Mod			0	
Moderate			0	
Non Low Moderate			0	
Total	0	0	0	0
Percent Low/Mod				

Annual Accomplishments

No data returned for this view. This might be because the applied filter excludes all data.

PGM Year: 2013
Project: 0001 - PUBLIC FACILITIES AND INFRASTRUCTURE IMPROVEMENTS
IDIS Activity: 465 - BIG CYPRESS-SITE IMPROVEMENTS

Status: Open
 Location: PO Box 343529 Florida City, FL 33034-0529

Objective: Create suitable living environments
 Outcome: Affordability
 Matrix Code: Public Facilities and Improvement
 National Objective: LMH

Initial Funding Date: 02/11/2014

Description:
 SITE IMPROVEMENTS FOR HATCHERS PRESERVE

Financing

Grant Year	Grant	Fund Type	Funded Amount	Drawn In Program Year	Drawn Thru Program Year
Pre-2015		EN	\$74,718.00	\$0.00	\$0.00
Total			\$74,718.00	\$0.00	\$0.00

Proposed Accomplishments

Housing Units : 20

Actual Accomplishments

Number assisted:

	Owner		Renter		Total		Person	
	Total	Hispanic	Total	Hispanic	Total	Hispanic	Total	Hispanic
White:	0	0	0	0	0	0		0
Black/African American:	0	0	0	0	0	0	0	0
Asian:	0	0	0	0	0	0	0	0
American Indian/Alaskan Native:	0	0	0	0	0	0	0	0
Native Hawaiian/Other Pacific Islander:	0	0	0	0	0	0	0	0
American Indian/Alaskan Native & White:	0	0	0	0	0	0	0	0
Asian White:	0	0	0	0	0	0	0	0
Black/African American & White:	0	0	0	0	0	0	0	0
American Indian/Alaskan Native & Black/African American:	0	0	0	0	0	0	0	0
Other multi-racial:	0	0	0	0	0	0	0	0
Asian/Pacific Islander:	0	0	0	0	0	0	0	0
Hispanic:	0	0	0	0	0	0	0	0
Total:	0	0	0	0	0	0	0	0

Female-headed Households: 0 0 0

Income Category:

	Owner	Renter	Total	Person
Extremely Low	0	0	0	0
Low Mod	0	0	0	0
Moderate	0	0	0	0
Non Low Moderate	0	0	0	0
Total	0	0	0	0

Percent Low/Mod

Annual Accomplishments

Years	Accomplishment Narrative	# Benefitting
2013	Project Component One: Site improvements for the Hatchers Preserve Development in Immokalee in order to construct affordable single family rental	
PGM Year:	2013	
Project:	0001 - PUBLIC FACILITIES AND INFRASTRUCTURE IMPROVEMENTS	

Black/African American:	0	0	0	0	0	0	0	0
Asian:	0	0	0	0	0	0	0	0
American Indian/Alaskan Native:	0	0	0	0	0	0	0	0
Native Hawaiian/Other Pacific Islander:	0	0	0	0	0	0	0	0
American Indian/Alaskan Native & White:	0	0	0	0	0	0	0	0
Asian White:	0	0	0	0	0	0	0	0
Black/African American & White:	0	0	0	0	0	0	0	0
American Indian/Alaskan Native & Black/African American:	0	0	0	0	0	0	0	0
Other multi-racial:	0	0	0	0	0	0	0	0
Asian/Pacific Islander:	0	0	0	0	0	0	0	0
Hispanic:	0	0	0	0	0	0	0	0
Total:	0	0	0	0	0	0	0	0

Female-headed Households: 0 0 0

Income Catearorv:

	Owner	Renter	Total	Person
Extremely Low	0	0	0	0
Low Mod	0	0	0	0
Moderate	0	0	0	0
Non Low Moderate	0	0	0	0
Total	0	0	0	0
Percent Low/Mod				

Annual Accomplishments

Years	Accomplishment Narrative	# Benefitting
-------	--------------------------	---------------

2013 Outcome 1: Identify property to acquire two duplex at 2124 Sunshine & 2418 Santa Barbara Blvd in Naples

PGM Year: 2013
Project: 0011 - CDBG-PROJECT DELIVERY
IDIS Activity: 469 - CDBG-PD CITY OF NAPLES #2

Status: Open Objective: Create suitable living environments
Location: GOODLETTE & CENTRAL NAPLES, FL 34102 Outcome: Sustainability
Matrix Code: Street Improvements (03K) National Objective: LMA

Initial Funding Date: 05/02/2014

Description:

PROJECT DELIVERY OF THE CITY OF NAPLES FOR THE INTERSECTION IMPROVEMENTS FOR CENTRAL AVE AND GOODLETTE RD

Financing

Grant Year	Grant	Fund Type	Funded Amount	Drawn In Program Year	Drawn Thru Program Year
Pre-2015		EN	\$1,500.00	\$407.89	\$407.89
Total			\$1,500.00	\$407.89	\$407.89

Proposed Accomplishments

Total Population in Service Area: 1,246
Census Tract Percent Low / Mod: 69.70

Annual Accomplishments

No data returned for this view. This might be because the applied filter excludes all data.

PGM Year: 2013**Project:** 0011 - CDBG-PROJECT DELIVERY**IDIS Activity:** 470 - CDBG-PD BOYS & GIRLS CLUB**Status:** Open**Location:** 1013 Roberts Ave W Immokalee, FL 34142-3603**Objective:** Create suitable living environments**Outcome:** Availability/accessibility**Matrix Code:** Public Facilities and Improvement**National Objective:** LMA**Initial Funding Date:** 05/02/2014**Description:**

PROJECT DELIVERY FOR THE BOYS & GIRLS CLUB PROJECT #459 FOR DESIGN & PERMITTING

Financing

Grant Year	Grant	Fund Type	Funded Amount	Drawn In Program Year	Drawn Thru Program Year
Pre-2015		EN	\$1,500.00	\$504.98	\$504.98
Total			\$1,500.00	\$504.98	\$504.98

Proposed Accomplishments

Total Population in Service Area: 20,660

Census Tract Percent Low / Mod: 82.40

Annual Accomplishments

No data returned for this view. This might be because the applied filter excludes all data.

PGM Year: 2013**Project:** 0011 - CDBG-PROJECT DELIVERY**IDIS Activity:** 471 - CDBG-PD GOODWILL**Status:** Open**Location:** 400 N 15th St Immokalee, FL 34142-3405**Objective:** Create economic opportunities**Outcome:** Sustainability**Matrix Code:** Micro-Enterprise Assistance (18C)**National Objective:** LMA**Initial Funding Date:** 05/02/2014**Description:**

American Indian/Alaskan Native & White:	0	0	0	0	0	0	0	0
Asian White:	0	0	0	0	0	0	0	0
Black/African American & White:	0	0	0	0	0	0	0	0
American Indian/Alaskan Native & Black/African American:	0	0	0	0	0	0	0	0
Other multi-racial:	0	0	0	0	0	0	0	0
Asian/Pacific Islander:	0	0	0	0	0	0	0	0
Hispanic:	0	0	0	0	0	0	0	0
Total:	0	0	0	0	0	0	0	0

Female-headed Households: 0 0 0

Income Catearorv:

	Owner	Renter	Total	Person
Extremely Low	0	0	0	0
Low Mod	0	0	0	0
Moderate	0	0	0	0
Non Low Moderate	0	0	0	0
Total	0	0	0	0
Percent Low/Mod				

Annual Accomplishments

No data returned for this view. This might be because the applied filter excludes all data.

PGM Year: 2013
Project: 0011 - CDBG-PROJECT DELIVERY
IDIS Activity: 473 - CDBG-PD LEGAL AID

Status: Open Objective: Create suitable living environments
Location: 4125 Tamiami Trl E Naples, FL 34112-6263 Outcome: Availability/accessibility
Matrix Code: Legal Services (05C) National Objective: LMC

Initial Funding Date: 05/02/2014

Description:
PROJECT DELIVERY FOR #451 LEGAL AID SERVICE OF COLLIER COUNTY

Financing

Grant Year	Grant	Fund Type	Funded Amount	Drawn In Program Year	Drawn Thru Program Year
Pre-2015		EN	\$1,000.00	\$36.62	\$36.62
Total			\$1,000.00	\$36.62	\$36.62

Proposed Accomplishments

Actual Accomplishments

<i>Number assisted:</i>	Owner		Renter		Total		Person	
	Total	Hispanic	Total	Hispanic	Total	Hispanic	Total	Hispanic

	Total	Hispanic	Total	Hispanic	Total	Hispanic	Total	Hispanic
White:	0	0	0	0	0	0	0	0
Black/African American:	0	0	0	0	0	0	0	0
Asian:	0	0	0	0	0	0	0	0
American Indian/Alaskan Native:	0	0	0	0	0	0	0	0
Native Hawaiian/Other Pacific Islander:	0	0	0	0	0	0	0	0
American Indian/Alaskan Native & White:	0	0	0	0	0	0	0	0
Asian White:	0	0	0	0	0	0	0	0
Black/African American & White:	0	0	0	0	0	0	0	0
American Indian/Alaskan Native & Black/African American:	0	0	0	0	0	0	0	0
Other multi-racial:	0	0	0	0	0	0	0	0
Asian/Pacific Islander:	0	0	0	0	0	0	0	0
Hispanic:	0	0	0	0	0	0	0	0
Total:	0	0	0	0	0	0	0	0

Female-headed Households: 0 0 0

Income Category:

	Owner	Renter	Total	Person
Extremely Low	0	0	0	0
Low Mod	0	0	0	0
Moderate	0	0	0	0
Non Low Moderate	0	0	0	0
Total	0	0	0	0

Percent Low/Mod

Annual Accomplishments

No data returned for this view. This might be because the applied filter excludes all data.

PGM Year: 2013
Project: 0011 - CDBG-PROJECT DELIVERY
IDIS Activity: 474 - CDBG-PD HABITAT FOR HUMANITY

Status: Open Objective: Provide decent affordable housing
Location: Faith Landing Immokalee, FL 34142 Outcome: Affordability
Matrix Code: Public Facilities and Improvement National Objective: LMH

Initial Funding Date: 05/05/2014

Description:
PROJECT DELIVER FOR #467 HABITAT FOR HUMANITY-INFRASTRUCTURE FOR FAITH LANDING

Financing

Grant Year	Grant	Fund Type	Funded Amount	Drawn In Program Year	Drawn Thru Program Year
------------	-------	-----------	---------------	-----------------------	-------------------------

Pre-2015		EN		\$8,000.00	\$827.83	\$827.83
Total				\$8,000.00	\$827.83	\$827.83

Proposed Accomplishments

Actual Accomplishments

Number assisted:

	Owner		Renter		Total		Person	
	Total	Hispanic	Total	Hispanic	Total	Hispanic	Total	Hispanic
White:	0	0	0	0	0	0		0
Black/African American:	0	0	0	0	0	0	0	0
Asian:	0	0	0	0	0	0	0	0
American Indian/Alaskan Native:	0	0	0	0	0	0	0	0
Native Hawaiian/Other Pacific Islander:	0	0	0	0	0	0	0	0
American Indian/Alaskan Native & White:	0	0	0	0	0	0	0	0
Asian White:	0	0	0	0	0	0	0	0
Black/African American & White:	0	0	0	0	0	0	0	0
American Indian/Alaskan Native & Black/African American:	0	0	0	0	0	0	0	0
Other multi-racial:	0	0	0	0	0	0	0	0
Asian/Pacific Islander:	0	0	0	0	0	0	0	0
Hispanic:	0	0	0	0	0	0	0	0
Total:	0	0	0	0	0	0	0	0
Female-headed Households:	0		0		0			

Income Catearv:

	Owner	Renter	Total	Person
Extremely Low	0	0	0	0
Low Mod	0	0	0	0
Moderate	0	0	0	0
Non Low Moderate	0	0	0	0
Total	0	0	0	0
Percent Low/Mod				

Annual Accomplishments

No data returned for this view. This might be because the applied filter excludes all data.

PGM Year: 2013
Project: 0011 - CDBG-PROJECT DELIVERY
IDIS Activity: 475 - CDBG-PD-BIG CYPRESS-HATCHERS

Status: Open
Location: HATCHERS IMMOKALEE, FL 34142

Objective: Provide decent affordable housing
Outcome: Affordability
Matrix Code: Public Facilities and Improvement

National Objective: LMH

Initial Funding Date: 05/05/2014

Description:

Financing

Grant Year	Grant	Fund Type	Funded Amount	Drawn In Program Year	Drawn Thru Program Year
Pre-2015		EN	\$4,500.00	\$0.00	\$0.00
Total			\$4,500.00	\$0.00	\$0.00

Proposed Accomplishments

Actual Accomplishments

Number assisted:

	Owner		Renter		Total		Person	
	Total	Hispanic	Total	Hispanic	Total	Hispanic	Total	Hispanic
White:	0	0	0	0	0	0		0
Black/African American:	0	0	0	0	0	0	0	0
Asian:	0	0	0	0	0	0	0	0
American Indian/Alaskan Native:	0	0	0	0	0	0	0	0
Native Hawaiian/Other Pacific Islander:	0	0	0	0	0	0	0	0
American Indian/Alaskan Native & White:	0	0	0	0	0	0	0	0
Asian White:	0	0	0	0	0	0	0	0
Black/African American & White:	0	0	0	0	0	0	0	0
American Indian/Alaskan Native & Black/African American:	0	0	0	0	0	0	0	0
Other multi-racial:	0	0	0	0	0	0	0	0
Asian/Pacific Islander:	0	0	0	0	0	0	0	0
Hispanic:	0	0	0	0	0	0	0	0
Total:	0	0	0	0	0	0	0	0
Female-headed Households:	0		0		0			

Income Catearv:

	Owner	Renter	Total	Person
Extremely Low	0	0	0	0
Low Mod	0	0	0	0
Moderate	0	0	0	0
Non Low Moderate	0	0	0	0
Total	0	0	0	0
Percent Low/Mod				

Annual Accomplishments

No data returned for this view. This might be because the applied filter excludes all data.

PGM Year: 2013
Project: 0011 - CDBG-PROJECT DELIVERY
IDIS Activity: 476 - CDBG-PD-CCHA-ELECTRICAL REPLACEMENT

Status: Open
 Location: 1800 Farm Worker Way Immokalee, FL 34142-5544

Objective: Provide decent affordable housing
 Outcome: Affordability
 Matrix Code: Public Housing Modernization (14C)

National Objective: LMH

Initial Funding Date: 05/05/2014

Description:

PROJECT DELIVERY FOR #460 COLLIER COUNTY HOUSING AURHTORITY-ELECTRICAL REPLACEMENT

Financing

Grant Year	Grant	Fund Type	Funded Amount	Drawn In Program Year	Drawn Thru Program Year
Pre-2015		EN	\$8,000.00	\$0.00	\$0.00
Total			\$8,000.00	\$0.00	\$0.00

Proposed Accomplishments

Actual Accomplishments

Number assisted:

	Owner		Renter		Total		Person	
	Total	Hispanic	Total	Hispanic	Total	Hispanic	Total	Hispanic
White:	0	0	0	0	0	0		0
Black/African American:	0	0	0	0	0	0	0	0
Asian:	0	0	0	0	0	0	0	0
American Indian/Alaskan Native:	0	0	0	0	0	0	0	0
Native Hawaiian/Other Pacific Islander:	0	0	0	0	0	0	0	0
American Indian/Alaskan Native & White:	0	0	0	0	0	0	0	0
Asian White:	0	0	0	0	0	0	0	0
Black/African American & White:	0	0	0	0	0	0	0	0
American Indian/Alaskan Native & Black/African American:	0	0	0	0	0	0	0	0
Other multi-racial:	0	0	0	0	0	0	0	0
Asian/Pacific Islander:	0	0	0	0	0	0	0	0
Hispanic:	0	0	0	0	0	0	0	0
Total:	0	0	0	0	0	0	0	0

Female-headed Households: 0 0 0

Income Catearv:

	Owner	Renter	Total	Person
Extremely Low	0	0	0	0
Low Mod	0	0	0	0
Moderate	0	0	0	0
Non Low Moderate	0	0	0	0
Total	0	0	0	0
Percent Low/Mod				

Annual Accomplishments

No data returned for this view. This might be because the applied filter excludes all data.

PGM Year: 2013
Project: 0004 - HOUSING
IDIS Activity: 477 - DOWN PAYMENT ASSISTANCE

Status: Open Objective: Provide decent affordable housing
 Location: 3339 Tamiami Trl E Ste 211 #211 Naples, FL 34112-5361 Outcome: Affordability
 Matrix Code: Direct Homeownership Assistance (13) National Objective: LMH

Initial Funding Date: 06/24/2014

Description:

Housing, Human and Veteran Services (HHVS) staff has identified \$203,868 in unspent funds from previous years. The unspent funds were a result of numerous factors, i.e., projects completed under budget, projects not started/completed, unused administration funds, etc. HHVS is redirecting \$163,686 in unspent funds for direct homeownership assistance. Project delivery in the amount of \$40,000 will be used for HHVS staff to qualify individuals and administer the program for a total allocation of \$203,686. Approved by BCC 05.13.14 Item 16D17

Financing

Grant Year	Grant	Fund Type	Funded Amount	Drawn In Program Year	Drawn Thru Program Year
Pre-2015		EN	\$163,868.00	\$140,000.00	\$140,000.00
Total			\$163,868.00	\$140,000.00	\$140,000.00

Proposed Accomplishments

Households (General) : 8

Actual Accomplishments

Number assisted:

	Owner		Renter		Total		Person	
	Total	Hispanic	Total	Hispanic	Total	Hispanic	Total	Hispanic
White:	7	4	0	0	7	4	0	0
Black/African American:	0	0	0	0	0	0	0	0
Asian:	0	0	0	0	0	0	0	0
American Indian/Alaskan Native:	0	0	0	0	0	0	0	0
Native Hawaiian/Other Pacific Islander:	0	0	0	0	0	0	0	0
American Indian/Alaskan Native & White:	0	0	0	0	0	0	0	0
Asian White:	0	0	0	0	0	0	0	0
Black/African American & White:	0	0	0	0	0	0	0	0
American Indian/Alaskan Native & Black/African American:	0	0	0	0	0	0	0	0
Other multi-racial:	0	0	0	0	0	0	0	0
Asian/Pacific Islander:	0	0	0	0	0	0	0	0
Hispanic:	0	0	0	0	0	0	0	0
Total:	7	4	0	0	7	4	0	0

Female-headed Households: 2 0 2

Income Category:

	Owner	Renter	Total	Person
Extremely Low	0	0	0	0

Low Mod	7	0	7	0
Moderate	0	0	0	0
Non Low Moderate	0	0	0	0
Total	7	0	7	0
Percent Low/Mod	100.0%		100.0%	

Annual Accomplishments

Years	Accomplishment Narrative	# Benefiting
-------	--------------------------	--------------

2013 A substantial amendment to the U.S. Department of Housing and Urban Development (HUD) Community Development Block Grant (CDBG) FY2010-

2014 5 First time Homeowners have closed during this fiscal year expending \$100,00 in CDBG funds

PGM Year:	2013
Project:	0004 - HOUSING
IDIS Activity:	478 - CDBG DownPayment Project Delivery

Status: Open Objective: Provide decent affordable housing
 Location: 3339 Tamiami Trl E Ste 211 #211 Naples, FL 34112-5361 Outcome: Affordability
 Matrix Code: Direct Homeownership Assistance (13) National Objective: LMH

Initial Funding Date: 06/26/2014

Description:
 PROJECT DELIVERY COSTS ASSOCIATED WITH ACTIVITY # 477 DOWN PAYMENT ASSISTANCE

Financing

Grant Year	Grant	Fund Type	Funded Amount	Drawn In Program Year	Drawn Thru Program Year
Pre-2015		EN	\$40,000.00	\$4,302.49	\$4,302.49
Total			\$40,000.00	\$4,302.49	\$4,302.49

Proposed Accomplishments

Actual Accomplishments

Number assisted:

	Owner		Renter		Total		Person	
	Total	Hispanic	Total	Hispanic	Total	Hispanic	Total	Hispanic
White:	0	0	0	0	0	0		0
Black/African American:	0	0	0	0	0	0	0	0
Asian:	0	0	0	0	0	0	0	0
American Indian/Alaskan Native:	0	0	0	0	0	0	0	0
Native Hawaiian/Other Pacific Islander:	0	0	0	0	0	0	0	0
American Indian/Alaskan Native & White:	0	0	0	0	0	0	0	0
Asian White:	0	0	0	0	0	0	0	0
Black/African American & White:	0	0	0	0	0	0	0	0
American Indian/Alaskan Native & Black/African American:	0	0	0	0	0	0	0	0
Other multi-racial:	0	0	0	0	0	0	0	0
Asian/Pacific Islander:	0	0	0	0	0	0	0	0
Hispanic:	0	0	0	0	0	0	0	0
Total:	0	0	0	0	0	0	0	0

Female-headed Households: 0

Income Catearv:

	Owner	Renter	Total	Person
Extremely Low	0	0	0	0
Low Mod	0	0	0	0
Moderate	0	0	0	0
Non Low Moderate	0	0	0	0
Total	0	0	0	0
Percent Low/Mod				

Annual Accomplishments

Years	Accomplishment Narrative	# Benefiting
2013	Down Payment Assitance for Income Qualified Homeowners	
	Total Funded Amount:	\$9,075,809.06
	Total Drawn Thru Program Year:	\$7,303,741.26
	Total Drawn In Program Year:	\$3,813,944.42

PR03 - COLLIER COUNTY

U.S. Department of Housing and Urban Development
 Office of Community Planning and Development
 Integrated Disbursement and Information System
 Drawdown Report by Project and Activity
 COLLIER COUNTY , FL

REPORT FOR PROGRAM : CDBG
 PGM YR : ALL
 PROJECT : ALL
 ACTIVITY : 420

Program Year/ Project			IDIS Act ID	Activity Name	Prior Year	Voucher Number	Line Item	Voucher Status	LOCCS Send Date	Grant Number	Fund Type	Drawn Amount	
2010	24	PUBLIC FACILITY	420	IMMOKALEE CRA-PLACITA									
						5463554	1	Completed	8/14/2012	B10UC120016	EN	\$239,356.19	
						5619525	2	Completed	10/23/2013	B10UC120016	EN	\$67,149.30	
						5656279	1	Completed	2/12/2014	B11UC120016	EN	\$32,881.53	
						5693971	1	Completed	5/30/2014	B11UC120016	EN	\$161,755.62	
						5704202	1	Completed	6/27/2014	B12UC120016	EN	\$269,653.46	
						5710748	1	Completed	7/21/2014	B12UC120016	EN	\$35,970.06	
						5714413	1	Completed	7/29/2014	B12UC120016	EN	\$140,401.48	
						5714416	1	Completed	7/29/2014	B12UC120016	EN	\$3,233.84	
						5714420	3	Completed	7/29/2014	B12UC120016	EN	\$14,101.91	
												Activity Total	\$964,503.39
												Project Total	964,503.39
												Program Year 2010 Total	964,503.39

PR06 - Summary of Consolidated Plan Projects for Report Year

Page by:
Grantee: COLLIER COUNTY

Plan Year	IDIS Project	Project Title and Description	Program	Project Estimate	Committed Amount	Amount Drawn Thru Report Year	Amount Available to Draw	Amount Drawn in Report Year	
2013	1	PUBLIC FACILITIES AND INFRASTRUCTURE IMPROVEMENTS	PUBLIC FACILITIES AND INFRASTRUCTURE IMPROVEMENTS	CDBG	\$714,195.00	\$838,413.00	\$10,533.79	\$827,879.21	\$10,533.79
	2	ACQUISITION	ACQUISITION OF REAL PROPERTY	CDBG	\$698,718.00	\$321,138.00	\$321,138.00	\$0.00	\$321,138.00
	3	PUBLIC SERVICES	PUBLIC SERVICE PROJECTS	CDBG	\$97,660.00	\$97,010.00	\$42,688.49	\$54,321.51	\$42,688.49
	4	HOUSING	PUBLIC HOUSING MODERNIZATION DOWN PAYMENT ASSISTANCE TO FIRST TIME HOMEOWNERS PROJECT DELIVERY FOR DPA	CDBG	\$588,868.00	\$588,868.00	\$152,402.49	\$436,465.51	\$152,402.49
	5	ECONOMIC DEVELOPMENT	ECONOMIC DEVELOPMENT PROJECTS	CDBG	\$120,569.00	\$52,587.00	\$17,466.81	\$35,120.19	\$17,466.81
	6	ADMINISTRATION	PROGRAM ADMINISTRATION	CDBG	\$420,461.00	\$388,689.00	\$243,569.25	\$145,119.75	\$243,569.25
	7	ESG13 COLLIER	EMERGENCY SOLUTIONS GRANT	HESG	\$132,640.00	\$89,532.00	\$8,113.90	\$81,418.10	\$8,113.90
	8	HOME-RENTAL	ACQUISITION AND REHABILITATION OF A DUPLEX FOR PERSONS WITH DISABILITIES	HOME	\$405,564.00	\$0.00	\$0.00	\$0.00	\$0.00
	9	HOME ADMINISTRATION	ADMINISTRATION OF HOME PROJECTS 10% OF ALLOCATION	HOME	\$47,403.00	\$47,403.10	\$36,006.87	\$11,396.23	\$36,006.87
	10	HOME PROJECT DELIVERY	PROJECT DELIVERY FOR HOME PROJECTS	HOME	\$35,000.00	\$4,000.00	\$36.62	\$3,963.38	\$36.62
	11	CDBG-PROJECT DELIVERY	PROJECT DELIVERY FOR CDBG	CDBG	\$35,000.00	\$28,000.00	\$2,203.51	\$25,796.49	\$2,203.51



COLLIER COUNTY

Home Disbursements and Unit Completions

Activity Type	Disbursed Amount	Units Completed	Units Occupied
Rentals	\$30,122.31	1	1
TBRA Families	\$201,902.00	38	38
First Time Homebuyers	\$17,749.00	2	2
Total, Rentals and TBRA	\$232,024.31	39	39
Total, Homebuyers and	\$17,749.00	2	2
Grand Total	\$249,773.31	41	41

Home Unit Completions by Percent of Area Median Income

Activity Type						Units Completed	
	0% - 30%	31% - 50%	51% - 60%	61% - 80%	Total 0% - 60%	Total 0% - 80%	
Rentals	0	0	0	1	0	1	
TBRA Families	32	5	1	0	38	38	
First Time Homebuyers	0	2	0	0	2	2	
Total, Rentals and TBRA	32	5	1	1	38	39	
Total, Homebuyers and Homeowners	0	2	0	0	2	2	
Grand Total	32	7	1	1	40	41	

Home Unit Reported As Vacant

Activity Type	Reported as Vacant
Rentals	0
TBRA Families	0
First Time Homebuyers	0
Total, Rentals and TBRA	0
Total, Homebuyers and Homeowners	0
Grand Total	0

Home Unit Completions by Racial / Ethnic Category

	Rentals		TBRA Families		First Time Homebuyers	
	Completed	Completed -	Completed	Completed -	Completed	Completed -
White	1	1	29	5	2	2
Black/African American	0	0	7	0	0	0
Other multi-racial	0	0	2	0	0	0
Total	1	1	38	5	2	2

	Total, Rentals and TBRA		Homeowners		Grand Total	
	Completed	Completed -	Completed	Completed -	Completed	Completed -
White	30	6	2	2	32	8
Black/African American	7	0	0	0	7	0
Other multi-racial	2	0	0	0	2	0
Total	39	6	2	2	41	8



COLLIER COUNTY

Count of CDBG Activities with Disbursements by Activity Group & Matrix Code

Activity Group	Activity Category	Count	Activities	Count	Activities	Count	Disbursed
Acquisition	Acquisition of Real Property (01)	3	\$841,138.00	1	\$15,000.00	4	\$856,138.00
	Total Acquisition	3	\$841,138.00	1	\$15,000.00	4	\$856,138.00
Economic Development	ED Technical Assistance (18B)	2	\$8,486.11	0	\$0.00	2	\$8,486.11
	Micro-Enterprise Assistance (18C)	2	\$17,485.11	1	\$23,906.19	3	\$41,391.30
	Total Economic Development	4	\$25,971.22	1	\$23,906.19	5	\$49,877.41
Housing	Direct Homeownership Assistance (13)	2	\$144,302.49	0	\$0.00	2	\$144,302.49
	Rehab: Single-Unit Residential (14A)	0	\$0.00	1	\$205,460.73	1	\$205,460.73
	Public Housing Modernization (14C)	2	\$8,100.00	0	\$0.00	2	\$8,100.00
	Acquisition for Rehabilitation (14G)	0	\$0.00	1	\$0.00	1	\$0.00
	Housing Services (14J)	0	\$0.00	1	\$17,500.00	1	\$17,500.00
	Total Housing	4	\$152,402.49	3	\$222,960.73	7	\$375,363.22
Public Facilities and Improvements	Public Facilities and Improvement	10	\$801,804.02	1	\$132,783.62	11	\$934,587.64
	Homeless Facilities (not operating costs)	0	\$0.00	1	\$164,462.90	1	\$164,462.90
	Youth Centers (03D)	1	\$7,872.00	0	\$0.00	1	\$7,872.00
	Neighborhood Facilities (03E)	1	\$9,034.60	1	\$755,436.45	2	\$764,471.05
	Street Improvements (03K)	4	\$815.78	0	\$0.00	4	\$815.78
	Health Facilities (03P)	0	\$0.00	1	\$22,100.00	1	\$22,100.00
	Abused and Neglected Children Facilities	0	\$0.00	1	\$220,999.74	1	\$220,999.74
	Total Public Facilities and Improvement	16	\$819,526.40	5	\$1,295,782.71	21	\$2,115,309.11
Public Services	Public Services (General) (05)	1	\$0.00	0	\$0.00	1	\$0.00
	Handicapped Services (05B)	1	\$7,314.83	0	\$0.00	1	\$7,314.83
	Legal Services (05C)	2	\$35,410.28	0	\$0.00	2	\$35,410.28
	Battered and Abused Spouses (05G)	0	\$0.00	1	\$59,290.34	1	\$59,290.34
	Total Public Services	4	\$42,725.11	1	\$59,290.34	5	\$102,015.45
General Administration and Planning	General Program Administration (21A)	3	\$312,505.03	0	\$0.00	3	\$312,505.03
	Fair Housing Activities (subject to 20%)	1	\$1,608.88	0	\$0.00	1	\$1,608.88
	Total General Administration and Planning	4	\$314,113.91	0	\$0.00	4	\$314,113.91
Other	CDBG Non-profit Organization Capacity	1	\$1,127.32	0	\$0.00	1	\$1,127.32
	Total Other	1	\$1,127.32	0	\$0.00	1	\$1,127.32
Grand Total		36	\$2,197,004.45	11	\$1,616,939.97	47	\$3,813,944.42

CDBG Sum of Actual Accomplishments by Activity Group and Accomplishment Type

Activity Group	Matrix Code	Accomplishment Type	Open Count	Completed Count	Totals
Acquisition	Acquisition of Real Property (01)	Persons	0	156	156
		Public Facilities	6,766	0	6,766
	Total Acquisition		6,766	156	6,922
Economic Development	ED Technical Assistance (18B)	Business	6	0	6
		Jobs	2	0	2
	Micro-Enterprise Assistance (18C)	Persons	18	32	50
	Total Economic Development		26	32	58
Housing	Direct Homeownership Assistance (13)	Households	7	0	7
	Rehab: Single-Unit Residential (14A)	Housing Units	0	20	20
	Public Housing Modernization (14C)	Housing Units	0	0	0
	Acquisition for Rehabilitation (14G)	Housing Units	0	11	11
	Housing Services (14J)	Housing Units	0	40	40
	Total Housing		7	71	78
Public Facilities and Improvements	Public Facilities and Improvement (General) (03)	Persons	4,750	0	4,750
		Housing Units	97	0	97
		Public Facilities	64,238	208	64,446
	Homeless Facilities (not operating costs) (03C)	Public Facilities	0	1,419	1,419
	Youth Centers (03D)	Public Facilities	0	0	0
	Neighborhood Facilities (03E)	Public Facilities	18,140	61,980	80,120
	Street Improvements (03K)	Persons	1,246	0	1,246
		Housing Units	0	0	0
	Health Facilities (03P)	Public Facilities	0	563	563
	Abused and Neglected Children Facilities (03Q)	Public Facilities	0	149	149
	Total Public Facilities and Improvements		88,471	64,319	152,790
Public Services	Public Services (General) (05)	Persons	0	0	0
	Handicapped Services (05B)	Persons	12	0	12
	Legal Services (05C)	Persons	129	0	129
	Battered and Abused Spouses (05G)	Persons	0	1,257	1,257
	Total Public Services		141	1,257	1,398
Other	CDBG Non-profit Organization Capacity Building	Organizations	3	0	3
	Total Other		3	0	3
Grand Total			95,414	65,835	161,249

CDBG Beneficiaries by Racial / Ethnic Category

Housing-Non Housing	Race	Total Persons	Persons	Total Households	Households
Housing	White	0	0	32	22
	Black/African American	0	0	6	0
	Total Housing	0	0	38	22
Non Housing	White	2,544	1,136	70	46
	Black/African American	1,119	35	46	4
	Asian	6	0	3	0
	American Indian/Alaskan Native	7	0	0	0
	Native Hawaiian/Other Pacific Islander	3	0	0	0
	Black/African American & White	0	0	15	0
	Other multi-racial	275	148	3	0
	Total Non Housing	3,954	1,319	137	50
Grand Total	White	2,544	1,136	102	68
	Black/African American	1,119	35	52	4
	Asian	6	0	3	0
	American Indian/Alaskan Native	7	0	0	0
	Native Hawaiian/Other Pacific Islander	3	0	0	0
	Black/African American & White	0	0	15	0
	Other multi-racial	275	148	3	0
	Total Grand Total	3,954	1,319	175	72

CDBG Beneficiaries by Income Category

	Income Levels	Owner Occupied	Renter Occupied	Persons
Housing	Extremely Low (<=30%)	3	0	0
	Low (>30% and <=50%)	6	0	0
	Mod (>50% and <=80%)	11	0	0
	Total Low-Mod	20	0	0
	Non Low-Mod (>80%)	2	0	0
	Total Beneficiaries	22	0	0
Non Housing	Extremely Low (<=30%)	0	32	1,301
	Low (>30% and <=50%)	28	8	1,427
	Mod (>50% and <=80%)	0	0	44
	Total Low-Mod	28	40	2,772
	Non Low-Mod (>80%)	0	0	13
	Total Beneficiaries	28	40	2,785



Office of Community Planning and Development
 U.S. Department of Housing and Urban Development
 Integrated Disbursement and Information System
 PR26 - CDBG Financial Summary Report
 Program Year 2013
 COLLIER COUNTY , FL

DATE: 11-19-14
 TIME: 15:32
 PAGE: 1

PART I: SUMMARY OF CDBG RESOURCES

01 UNEXPENDED CDBG FUNDS AT END OF PREVIOUS PROGRAM YEAR	4,738,270.85
02 ENTITLEMENT GRANT	1,933,445.00
03 SURPLUS URBAN RENEWAL	0.00
04 SECTION 108 GUARANTEED LOAN FUNDS	0.00
05 CURRENT YEAR PROGRAM INCOME	644.37
05a CURRENT YEAR SECTION 108 PROGRAM INCOME (FOR SI TYPE)	0.00
06 RETURNS	0.00
07 ADJUSTMENT TO COMPUTE TOTAL AVAILABLE	0.00
08 TOTAL AVAILABLE (SUM, LINES 01-07)	6,672,360.22

PART II: SUMMARY OF CDBG EXPENDITURES

09 DISBURSEMENTS OTHER THAN SECTION 108 REPAYMENTS AND PLANNING/ADMINISTRATION	3,499,830.51
10 ADJUSTMENT TO COMPUTE TOTAL AMOUNT SUBJECT TO LOW/MOD BENEFIT	0.00
11 AMOUNT SUBJECT TO LOW/MOD BENEFIT (LINE 09 + LINE 10)	3,499,830.51
12 DISBURSED IN IDIS FOR PLANNING/ADMINISTRATION	314,113.91
13 DISBURSED IN IDIS FOR SECTION 108 REPAYMENTS	0.00
14 ADJUSTMENT TO COMPUTE TOTAL EXPENDITURES	0.00
15 TOTAL EXPENDITURES (SUM, LINES 11-14)	3,813,944.42
16 UNEXPENDED BALANCE (LINE 08 - LINE 15)	2,858,415.80

PART III: LOWMOD BENEFIT THIS REPORTING PERIOD

17 EXPENDED FOR LOW/MOD HOUSING IN SPECIAL AREAS	0.00
18 EXPENDED FOR LOW/MOD MULTI-UNIT HOUSING	17,500.00
19 DISBURSED FOR OTHER LOW/MOD ACTIVITIES	3,482,330.51
20 ADJUSTMENT TO COMPUTE TOTAL LOW/MOD CREDIT	0.00
21 TOTAL LOW/MOD CREDIT (SUM, LINES 17-20)	3,499,830.51
22 PERCENT LOW/MOD CREDIT (LINE 21/LINE 11)	100.00%

LOW/MOD BENEFIT FOR MULTI-YEAR CERTIFICATIONS

23 PROGRAM YEARS(PY) COVERED IN CERTIFICATION	PY: 2011 PY: 2012 PY: 2013
24 CUMULATIVE NET EXPENDITURES SUBJECT TO LOW/MOD BENEFIT CALCULATION	3,499,830.51
25 CUMULATIVE EXPENDITURES BENEFITING LOW/MOD PERSONS	3,499,830.51
26 PERCENT BENEFIT TO LOW/MOD PERSONS (LINE 25/LINE 24)	100.00%

PART IV: PUBLIC SERVICE (PS) CAP CALCULATIONS

27 DISBURSED IN IDIS FOR PUBLIC SERVICES	102,015.45
28 PS UNLIQUIDATED OBLIGATIONS AT END OF CURRENT PROGRAM YEAR	55,284.89
29 PS UNLIQUIDATED OBLIGATIONS AT END OF PREVIOUS PROGRAM YEAR	59,290.34
30 ADJUSTMENT TO COMPUTE TOTAL PS OBLIGATIONS	0.00
31 TOTAL PS OBLIGATIONS (LINE 27 + LINE 28 - LINE 29 + LINE 30)	98,010.00
32 ENTITLEMENT GRANT	1,933,445.00
33 PRIOR YEAR PROGRAM INCOME	0.00
34 ADJUSTMENT TO COMPUTE TOTAL SUBJECT TO PS CAP	0.00
35 TOTAL SUBJECT TO PS CAP (SUM, LINES 32-34)	1,933,445.00
36 PERCENT FUNDS OBLIGATED FOR PS ACTIVITIES (LINE 31/LINE 35)	5.07%

PART V: PLANNING AND ADMINISTRATION (PA) CAP

37 DISBURSED IN IDIS FOR PLANNING/ADMINISTRATION	314,113.91
38 PA UNLIQUIDATED OBLIGATIONS AT END OF CURRENT PROGRAM YEAR	94,382.04
39 PA UNLIQUIDATED OBLIGATIONS AT END OF PREVIOUS PROGRAM YEAR	70,544.66
40 ADJUSTMENT TO COMPUTE TOTAL PA OBLIGATIONS	0.00
41 TOTAL PA OBLIGATIONS (LINE 37 + LINE 38 - LINE 39 +LINE 40)	337,951.29
42 ENTITLEMENT GRANT	1,933,445.00
43 CURRENT YEAR PROGRAM INCOME	644.37
44 ADJUSTMENT TO COMPUTE TOTAL SUBJECT TO PA CAP	0.00
45 TOTAL SUBJECT TO PA CAP (SUM, LINES 42-44)	1,934,089.37
46 PERCENT FUNDS OBLIGATED FOR PA ACTIVITIES (LINE 41/LINE 45)	17.47%



Office of Community Planning and Development
 U.S. Department of Housing and Urban Development
 Integrated Disbursement and Information System
 PR26 - CDBG Financial Summary Report
 Program Year 2013
 COLLIER COUNTY, FL

DATE: 11-19-14
 TIME: 15:32
 PAGE: 2

LINE 17 DETAIL: ACTIVITIES TO CONSIDER IN DETERMINING THE AMOUNT TO ENTER ON LINE 17

Report returned no data.

LINE 18 DETAIL: ACTIVITIES TO CONSIDER IN DETERMINING THE AMOUNT TO ENTER ON LINE 18

Plan Year	IDIS Project	IDIS Activity	Activity Name	Matrix Code	National Objective	Drawn Amount
2011	7	409	RENTAL ASSISTANCE ADMINISTRATION	14J	LMH	\$17,500.00
Total						\$17,500.00

LINE 19 DETAIL: ACTIVITIES INCLUDED IN THE COMPUTATION OF LINE 19

Plan Year	IDIS Project	IDIS Activity	Voucher Number	Activity Name	Matrix Code	National Objective	Drawn Amount
2010	3	374	5619525	DAVID LAWRENCE CENTER-CRISIS STABILIZATION UNIT CONSTRUCTION	03P	LMC	\$21,455.63
2010	3	374	5662705	DAVID LAWRENCE CENTER-CRISIS STABILIZATION UNIT CONSTRUCTION	03P	LMC	\$644.37
2010	24	420	5619525	IMMOKALEE CRA-PLACITA	03	LMA	\$67,149.30
2010	24	420	5656279	IMMOKALEE CRA-PLACITA	03	LMA	\$32,881.53
2010	24	420	5693971	IMMOKALEE CRA-PLACITA	03	LMA	\$161,755.62
2010	24	420	5704202	IMMOKALEE CRA-PLACITA	03	LMA	\$269,653.46
2010	24	420	5710748	IMMOKALEE CRA-PLACITA	03	LMA	\$35,970.06
2010	24	420	5714413	IMMOKALEE CRA-PLACITA	03	LMA	\$140,401.48
2010	24	420	5714416	IMMOKALEE CRA-PLACITA	03	LMA	\$3,233.84
2010	24	420	5714420	IMMOKALEE CRA-PLACITA	03	LMA	\$14,101.91
2011	6	419	5632129	SOUTH IMMOKALEE PARK-VPK	03E	LMA	\$127,120.50
2011	6	419	5662718	SOUTH IMMOKALEE PARK-VPK	03E	LMA	\$469,693.06
2011	6	419	5693974	SOUTH IMMOKALEE PARK-VPK	03E	LMA	\$158,622.89
2011	9	410	5632129	GUADALUPE-DEVELOPMENT ASSISTANT	19C	LMJ	\$1,127.32
2012	1	424	5619527	SAWCC-Legal Services	05G	LMC	\$11,535.49
2012	1	424	5632128	SAWCC-Legal Services	05G	LMC	\$14,459.04
2012	1	424	5651654	SAWCC-Legal Services	05G	LMC	\$23,196.44
2012	1	424	5656422	SAWCC-Legal Services	05G	LMC	\$8,270.69
2012	1	424	5714423	SAWCC-Legal Services	05G	LMC	\$1,828.68
2012	2	427	5714423	City of Naples-Wheelchair Accessible Play	03	LMA	\$47,913.21
2012	2	437	5651412	LAND ACQUISITION-ABLE ACADEMY	01	LMC	\$15,000.00
2012	2	438	5632128	OPERATION HORSEPOWER-NAPLES EQUESTRIAN CHALLENGE	01	LMC	\$520,000.00
2012	3	428	5619527	David Lawrence Center-Access to Wellness	03	LMC	\$5,993.11
2012	3	428	5632128	David Lawrence Center-Access to Wellness	03	LMC	\$10,434.36
2012	3	428	5651654	David Lawrence Center-Access to Wellness	03	LMC	\$92,111.64
2012	3	428	5656422	David Lawrence Center-Access to Wellness	03	LMC	\$5,399.64
2012	3	428	5662947	David Lawrence Center-Access to Wellness	03	LMC	\$2,380.00
2012	3	428	5684788	David Lawrence Center-Access to Wellness	03	LMC	\$3,634.42
2012	3	428	5714423	David Lawrence Center-Access to Wellness	03	LMC	\$12,830.45
2012	3	429	5651654	Youth Haven-Safe Secure Home for Collier Youth	03Q	LMC	\$72,359.07
2012	3	429	5662947	Youth Haven-Safe Secure Home for Collier Youth	03Q	LMC	\$126,540.68
2012	3	429	5684788	Youth Haven-Safe Secure Home for Collier Youth	03Q	LMC	\$22,099.99
2012	3	439	5714420	TIMBER RIDGE COMMUNITY CENTER UPGRADES	03E	LMA	\$9,034.60
2012	3	440	5651492	SHELTER IMPROVEMENT & UPGRADES	03C	LMC	\$33,003.94
2012	3	440	5656420	SHELTER IMPROVEMENT & UPGRADES	03C	LMC	\$120,000.00
2012	3	440	5684785	SHELTER IMPROVEMENT & UPGRADES	03C	LMC	\$11,458.96
2012	3	443	5710737	Sanders Pines Playground Equip & Mail Boxes	03	LMA	\$8,283.11
2012	3	443	5710748	Sanders Pines Playground Equip & Mail Boxes	03	LMA	\$2,925.80
2012	3	443	5714416	Sanders Pines Playground Equip & Mail Boxes	03	LMA	\$935.10
2012	4	430	5651654	Immokalee CRA-Immokalee Business Center	18B	LMJ	\$8,486.11
2012	4	442	5651412	SWFL MicroEnterprise Program	18C	LMC	\$13,986.04



Office of Community Planning and Development
 U.S. Department of Housing and Urban Development
 Integrated Disbursement and Information System
 PR26 - CDBG Financial Summary Report
 Program Year 2013
 COLLIER COUNTY , FL

DATE: 11-19-14
 TIME: 15:32
 PAGE: 3

Plan Year	IDIS Project	IDIS Activity	Voucher Number	Activity Name	Matrix Code	National Objective	Drawn Amount
2012	4	442	5664018	SWFL MicroEnterprise Program	18C	LMC	\$6,944.61
2012	4	442	5684782	SWFL MicroEnterprise Program	18C	LMC	\$2,667.86
2012	4	442	5693968	SWFL MicroEnterprise Program	18C	LMC	\$307.68
2012	9	441	5656420	HABITAT FOR HUMANITY- RE-ROOF PROGRAM	14A	LMH	\$18,811.34
2012	9	441	5656422	HABITAT FOR HUMANITY- RE-ROOF PROGRAM	14A	LMH	\$7,426.36
2012	9	441	5684784	HABITAT FOR HUMANITY- RE-ROOF PROGRAM	14A	LMH	\$13,907.36
2012	9	441	5684785	HABITAT FOR HUMANITY- RE-ROOF PROGRAM	14A	LMH	\$20,607.84
2012	9	441	5684788	HABITAT FOR HUMANITY- RE-ROOF PROGRAM	14A	LMH	\$144,707.83
2012	10	446	5619527	PROJECT DELIVERY	03	LMH	\$4,200.00
2012	10	446	5632128	PROJECT DELIVERY	03	LMH	\$1,800.00
2012	10	446	5651654	PROJECT DELIVERY	03	LMH	\$1,000.00
2012	10	446	5662947	PROJECT DELIVERY	03	LMH	\$1,800.00
2012	10	446	5684788	PROJECT DELIVERY	03	LMH	\$2,005.00
2012	10	446	5693975	PROJECT DELIVERY	03	LMH	\$600.00
2012	10	446	5710751	PROJECT DELIVERY	03	LMH	\$1,200.00
2013	1	459	5704166	BOYS & GIRLS CLUB- IMMOKALEE DESIGN & PERMITTING	03D	LMC	\$3,518.21
2013	1	459	5714420	BOYS & GIRLS CLUB- IMMOKALEE DESIGN & PERMITTING	03D	LMC	\$4,353.79
2013	1	467	5714426	Habitat for Humanity-Faith Landing Infrastructure	03	LMA	\$2,661.79
2013	2	468	5704177	CASL-Acquisition of Real Property	01	LMC	\$160,569.00
2013	2	468	5710765	CASL-Acquisition of Real Property	01	LMC	\$160,569.00
2013	3	450	5704170	UCP OF SWFLA-TRANSPORTATION	05B	LMC	\$1,570.48
2013	3	450	5710751	UCP OF SWFLA-TRANSPORTATION	05B	LMC	\$1,845.16
2013	3	450	5714423	UCP OF SWFLA-TRANSPORTATION	05B	LMC	\$3,899.19
2013	3	451	5684788	LEGAL AID-Legal Support	05C	LMC	\$8,446.45
2013	3	451	5693975	LEGAL AID-Legal Support	05C	LMC	\$10,963.70
2013	3	451	5704170	LEGAL AID-Legal Support	05C	LMC	\$5,211.85
2013	3	451	5710751	LEGAL AID-Legal Support	05C	LMC	\$5,211.85
2013	3	451	5714423	LEGAL AID-Legal Support	05C	LMC	\$5,539.81
2013	4	460	5704177	CC HOUSING AUTHORITY-ELECTRICAL REPLACEMENT	14C	LMH	\$4,050.00
2013	4	460	5710765	CC HOUSING AUTHORITY-ELECTRICAL REPLACEMENT	14C	LMH	\$4,050.00
2013	4	477	5710748	DOWN PAYMENT ASSISTANCE	13	LMH	\$52,948.00
2013	4	477	5710751	DOWN PAYMENT ASSISTANCE	13	LMH	\$7,052.00
2013	4	477	5714423	DOWN PAYMENT ASSISTANCE	13	LMH	\$80,000.00
2013	4	478	5704177	CDBG DownPayment Project Delivery	13	LMH	\$1,050.49
2013	4	478	5710765	CDBG DownPayment Project Delivery	13	LMH	\$2,185.39
2013	4	478	5714426	CDBG DownPayment Project Delivery	13	LMH	\$1,066.61
2013	5	453	5704177	CDBG-GOODWILL INDUSTRIES	18C	LMC	\$1,050.12
2013	5	453	5714426	CDBG-GOODWILL INDUSTRIES	18C	LMC	\$16,416.69
2013	11	463	5685483	CDBG-PD CITY OF NAPLES #1	03K	LMA	\$46.08
2013	11	463	5704177	CDBG-PD CITY OF NAPLES #1	03K	LMA	\$361.81
2013	11	469	5685483	CDBG-PD CITY OF NAPLES #2	03K	LMA	\$46.08
2013	11	469	5704177	CDBG-PD CITY OF NAPLES #2	03K	LMA	\$361.81
2013	11	470	5685483	CDBG-PD BOYS & GIRLS CLUB	03	LMA	\$290.27
2013	11	470	5704177	CDBG-PD BOYS & GIRLS CLUB	03	LMA	\$214.71
2013	11	471	5685483	CDBG-PD GOODWILL	18C	LMA	\$18.30
2013	11	473	5685483	CDBG-PD LEGAL AID	05C	LMC	\$36.62
2013	11	474	5685483	CDBG-PD HABITAT FOR HUMANITY	03	LMH	\$369.37
2013	11	474	5704177	CDBG-PD HABITAT FOR HUMANITY	03	LMH	\$204.84
2013	11	474	5710765	CDBG-PD HABITAT FOR HUMANITY	03	LMH	\$48.75
2013	11	474	5714426	CDBG-PD HABITAT FOR HUMANITY	03	LMH	\$204.87
Total							\$3,482,330.51

LINE 27 DETAIL: ACTIVITIES INCLUDED IN THE COMPUTATION OF LINE 27



Office of Community Planning and Development
 U.S. Department of Housing and Urban Development
 Integrated Disbursement and Information System
 PR26 - CDBG Financial Summary Report
 Program Year 2013
 COLLIER COUNTY , FL

DATE: 11-19-14
 TIME: 15:32
 PAGE: 4

Plan Year	IDIS Project	IDIS Activity	Voucher Number	Activity Name	Matrix Code	National Objective	Drawn Amount
2012	1	424	5619527	SAWCC-Legal Services	05G	LMC	\$11,535.49
2012	1	424	5632128	SAWCC-Legal Services	05G	LMC	\$14,459.04
2012	1	424	5651654	SAWCC-Legal Services	05G	LMC	\$23,196.44
2012	1	424	5656422	SAWCC-Legal Services	05G	LMC	\$8,270.69
2012	1	424	5714423	SAWCC-Legal Services	05G	LMC	\$1,828.68
2013	3	450	5704170	UCP OF SWFLA-TRANSPORTATION	05B	LMC	\$1,570.48
2013	3	450	5710751	UCP OF SWFLA-TRANSPORTATION	05B	LMC	\$1,845.16
2013	3	450	5714423	UCP OF SWFLA-TRANSPORTATION	05B	LMC	\$3,899.19
2013	3	451	5684788	LEGAL AID-Legal Support	05C	LMC	\$8,446.45
2013	3	451	5693975	LEGAL AID-Legal Support	05C	LMC	\$10,963.70
2013	3	451	5704170	LEGAL AID-Legal Support	05C	LMC	\$5,211.85
2013	3	451	5710751	LEGAL AID-Legal Support	05C	LMC	\$5,211.85
2013	3	451	5714423	LEGAL AID-Legal Support	05C	LMC	\$5,539.81
2013	11	473	5685483	CDBG-PD LEGAL AID	05C	LMC	\$36.62
Total							\$102,015.45

LINE 37 DETAIL: ACTIVITIES INCLUDED IN THE COMPUTATION OF LINE 37

Plan Year	IDIS Project	IDIS Activity	Voucher Number	Activity Name	Matrix Code	National Objective	Drawn Amount
2012	5	431	5619527	CDBG Administration	21A		\$51,037.00
2012	5	431	5632128	CDBG Administration	21A		\$17,898.73
2012	5	431	5656422	CDBG Administration	21A		\$0.05
2012	5	432	5684788	CDBG-Fair Housing	21D		\$1,608.88
2013	6	462	5656424	CDBG-ADMINISTRATION	21A		\$90,536.47
2013	6	462	5685483	CDBG-ADMINISTRATION	21A		\$54,103.55
2013	6	462	5704177	CDBG-ADMINISTRATION	21A		\$49,170.22
2013	6	462	5710765	CDBG-ADMINISTRATION	21A		\$35,279.22
2013	6	462	5714426	CDBG-ADMINISTRATION	21A		\$14,479.79
Total							\$314,113.91

HOME Match Report

Match Contributions for
Federal Fiscal Year (yyyy)

Part I Participant Identification

1. Participant No. (assigned by HUD)	2. Name of the Participating Jurisdiction		3. Name of Contact (person completing this report)	
5. Street Address of the Participating Jurisdiction			4. Contact's Phone Number (include area code)	
6. City	7. State	8. Zip Code		

Part II Fiscal Year Summary

1. Excess match from prior Federal fiscal year	\$	
2. Match contributed during current Federal fiscal year (see Part III.9.)	\$	
3. Total match available for current Federal fiscal year (line 1 + line 2)		\$
4. Match liability for current Federal fiscal year		\$
5. Excess match carried over to next Federal fiscal year (line 3 minus line 4)		\$

Part III Match Contribution for the Federal Fiscal Year

1. Project No. or Other ID	2. Date of Contribution (mm/dd/yyyy)	3. Cash (non-Federal sources)	4. Foregone Taxes, Fees, Charges	5. Appraised Land / Real Property	6. Required Infrastructure	7. Site Preparation, Construction Materials, Donated labor	8. Bond Financing	9. Total Match

Public reporting burden for this collection of information is estimated to average 45 minutes per response, including the time for reviewing instructions, searching existing data sources, gathering and maintaining the data needed, and completing and reviewing the collection of information. This agency may not conduct or sponsor, and a person is not required to respond to, a collection of information unless that collection displays a valid OMB control number.

The HOME statute imposes a significant number of data collection and reporting requirements. This includes information on assisted properties, on the owners or tenants of the properties, and on other programmatic areas. The information will be used: 1) to assist HOME participants in managing their programs; 2) to track performance of participants in meeting fund commitment and expenditure deadlines; 3) to permit HUD to determine whether each participant meets the HOME statutory income targeting and affordability requirements; and 4) to permit HUD to determine compliance with other statutory and regulatory program requirements. This data collection is authorized under Title II of the Cranston-Gonzalez National Affordable Housing Act or related authorities. Access to Federal grant funds is contingent on the reporting of certain project-specific data elements. Records of information collected will be maintained by the recipients of the assistance. Information on activities and expenditures of grant funds is public information and is generally available for disclosure. Recipients are responsible for ensuring confidentiality when public disclosure is not required.

Instructions for the HOME Match Report

Applicability:

The HOME Match Report is part of the HOME APR and must be filled out by every participating jurisdiction that incurred a match liability. Match liability occurs when FY 1993 funds (or subsequent year funds) are drawn down from the U.S. Treasury for HOME projects. A Participating Jurisdiction (PJ) may start counting match contributions as of the beginning of Federal Fiscal Year 1993 (October 1, 1992). A jurisdiction not required to submit this report, either because it did not incur any match or because it had a full match reduction, may submit a HOME Match Report if it wishes. The match would count as excess match that is carried over to subsequent years. The match reported on this form must have been contributed during the reporting period (between October 1 and September 30).

Timing:

This form is to be submitted as part of the HOME APR on or before December 31. The original is sent to the HUD Field Office. One copy is sent to the

Office of Affordable Housing Programs, CGHF
Room 7176, HUD, 451 7th Street, S.W.
Washington, D.C. 20410.

The participating jurisdiction also keeps a copy.

Instructions for Part II:

1. **Excess match from prior Federal fiscal year:** Excess match carried over from prior Federal fiscal year.
2. **Match contributed during current Federal fiscal year:** The total amount of match contributions for all projects listed under Part III in column 9 for the Federal fiscal year.

3. **Total match available for current Federal fiscal year:** The sum of excess match carried over from the prior Federal fiscal year (Part II, line 1) and the total match contribution for the current Federal fiscal year (Part II, line 2). This sum is the total match available for the Federal fiscal year.

4. **Match liability for current Federal fiscal year:** The amount of match liability is available from HUD and is provided periodically to PJs. The match must be provided in the current year. The amount of match that must be provided is based on the amount of HOME funds drawn from the U.S. Treasury for HOME projects. The amount of match required equals 25% of the amount drawn down for HOME projects during the Federal fiscal year. Excess match may be carried over and used to meet match liability for subsequent years (see Part II line 5). Funds drawn down for administrative costs, CHDO operating expenses, and CHDO capacity building do not have to be matched. Funds drawn down for CHDO seed money and/or technical assistance loans do not have to be matched if the project does not go forward. A jurisdiction is allowed to get a partial reduction (50%) of match if it meets one of two statutory distress criteria, indicating "fiscal distress," or else a full reduction (100%) of match if it meets both criteria, indicating "severe fiscal distress." The two criteria are poverty rate (must be equal to or greater than 125% of the average national family poverty rate to qualify for a reduction) and per capita income (must be less than 75% of the national average per capita income to qualify for a reduction). In addition, a jurisdiction can get a full reduction if it is declared a disaster area under the Robert T. Stafford Disaster Relief and Emergency Act.

5. **Excess match carried over to next Federal fiscal year:** The total match available for the current Federal fiscal year (Part II, line 3) minus the match liability for the current Federal fiscal year (Part II, line 4). Excess match may be carried over and applied to future HOME project match liability.

Instructions for Part III:

1. **Project No. or Other ID:** "Project number" is assigned by the C/MI System when the PJ makes a project setup call. These projects involve at least some Treasury funds. If the HOME project does not involve Treasury funds, it must be identified with "other ID" as follows: the fiscal year (last two digits only), followed by a number (starting from "01" for the first non-Treasury-funded project of the fiscal year), and then at least one of the following abbreviations: "SF" for project using shortfall funds, "PI" for projects using program income, and "NON" for non-HOME-assisted affordable housing. Example: 93.01.SF, 93.02.PI, 93.03.NON, etc.

Shortfall funds are non-HOME funds used to make up the difference between the participation threshold and the amount of HOME funds allocated to the PJ; the participation threshold requirement applies only in the PJ's first year of eligibility. [§92.102]

Program income (also called "repayment income") is any return on the investment of HOME funds. This income must be deposited in the jurisdiction's HOME account to be used for HOME projects. [§92.503(b)]

Non-HOME-assisted affordable housing is investment in housing not assisted by HOME funds that would qualify as “affordable housing” under the HOME Program definitions. “NON” funds must be contributed to a specific project; it is not sufficient to make a contribution to an entity engaged in developing affordable housing. [§92.219(b)]

2. **Date of Contribution:** Enter the date of contribution. Multiple entries may be made on a single line as long as the contributions were made during the current fiscal year. In such cases, if the contributions were made at different dates during the year, enter the date of the last contribution.
3. **Cash:** Cash contributions from non-Federal resources. This means the funds are contributed permanently to the HOME Program regardless of the form of investment the jurisdiction provides to a project. Therefore all repayment, interest, or other return on investment of the contribution must be deposited in the PJ’s HOME account to be used for HOME projects. The PJ, non-Federal public entities (State/local governments), private entities, and individuals can make contributions. The grant equivalent of a below-market interest rate loan to the project is eligible when the loan is not repayable to the PJ’s HOME account. [§92.220(a)(1)] In addition, a cash contribution can count as match if it is used for eligible costs defined under §92.206 (except administrative costs and CHDO operating expenses) or under §92.209, or for the following non-eligible costs: the value of non-Federal funds used to remove and relocate ECHO units to accommodate eligible tenants, a project reserve account for replacements, a project reserve account for unanticipated increases in operating costs, operating subsidies, or costs relating to the portion of a mixed-income or mixed-use project not related to the affordable housing units. [§92.219(c)]
4. **Foregone Taxes, Fees, Charges:** Taxes, fees, and charges that are normally and customarily charged but have been waived, foregone, or deferred in a manner that achieves affordability of the HOME-assisted housing. This includes State tax credits for low-income housing development. The amount of real estate taxes may be based on the

post-improvement property value. For those taxes, fees, or charges given for future years, the value is the present discounted cash value. [§92.220(a)(2)]

5. **Appraised Land/Real Property:** The appraised value, before the HOME assistance is provided and minus any debt burden, lien, or other encumbrance, of land or other real property, not acquired with Federal resources. The appraisal must be made by an independent, certified appraiser. [§92.220(a)(3)]
6. **Required Infrastructure:** The cost of investment, not made with Federal resources, in on-site and off-site infrastructure directly required for HOME-assisted affordable housing. The infrastructure must have been completed no earlier than 12 months before HOME funds were committed. [§92.220(a)(4)]
7. **Site preparation, Construction materials, Donated labor:** The reasonable value of any site-preparation and construction materials, not acquired with Federal resources, and any donated or voluntary labor (see §92.354(b)) in connection with the site-preparation for, or construction or rehabilitation of, affordable housing. The value of site-preparation and construction materials is determined in accordance with the PJ’s cost estimate procedures. The value of donated or voluntary labor is determined by a single rate (“labor rate”) to be published annually in the Notice Of Funding Availability (NOFA) for the HOME Program. [§92.220(6)]
8. **Bond Financing:** Multifamily and single-family project bond financing must be validly issued by a State or local government (or an agency, instrumentality, or political subdivision thereof). 50% of a loan from bond proceeds made to a multifamily affordable housing project owner can count as match. 25% of a loan from bond proceeds made to a single-family affordable housing project owner can count as match. Loans from all bond proceeds, including excess bond match from prior years, may not exceed 25% of a PJ’s total annual match contribution. [§92.220(a)(5)] The amount in excess of the 25% cap for bonds may carry over, and the excess will count as part of the statutory limit of up to 25% per year. Requirements regarding

bond financing as an eligible source of match will be available upon publication of the implementing regulation early in FY 1994.

9. **Total Match:** Total of items 3 through 8. This is the total match contribution for each project identified in item 1.

Ineligible forms of match include:

1. Contributions made with or derived from Federal resources e.g. CDBG funds [§92.220(b)(1)]
2. Interest rate subsidy attributable to the Federal tax-exemption on financing or the value attributable to Federal tax credits [§92.220(b)(2)]
3. Contributions from builders, contractors or investors, including owner equity, involved with HOME-assisted projects. [§92.220(b)(3)]
4. Sweat equity [§92.220(b)(4)]
5. Contributions from applicants/recipients of HOME assistance [§92.220(b)(5)]
6. Fees/charges that are associated with the HOME Program only, rather than normally and customarily charged on all transactions or projects [§92.220(a)(2)]
7. Administrative costs

U.S. Department of Housing and Urban Development
Office of Community Planning and Development
Integrated Disbursement and Information System
Home Matching Liability ReportDATE: 10-16-14
TIME: 16:29
PAGE: 1

COLLIER COUNTY, FL

FiscalYear	MatchPercent	TotalDisbursements	DisbursementsRequiring Match	Match LiabilityAmount
2004	25.0 %	\$151,293.71	\$104,693.83	\$26,173.45
2005	25.0 %	\$595,002.46	\$462,977.04	\$115,744.26
2006	25.0 %	\$1,214,931.43	\$1,150,018.37	\$287,504.59
2007	25.0 %	\$238,549.00	\$163,607.16	\$40,901.79
2008	25.0 %	\$526,110.85	\$457,442.35	\$114,360.58
2009	25.0 %	\$300,618.98	\$257,044.00	\$64,261.00
2010	25.0 %	\$760,485.18	\$627,566.25	\$156,891.56
2011	25.0 %	\$658,820.61	\$533,447.92	\$133,361.98
2012	25.0 %	\$215,072.59	\$122,928.16	\$30,732.04
2013	25.0 %	\$254,310.21	\$238,325.86	\$59,581.46
2014	25.0 %	\$337,929.34	\$249,809.93	\$62,452.48
2013+2014	25.0 %	\$592,239.55	\$488,135.79	\$122,033.94

Section 3 Summary Report
 Economic Opportunities for
 Low – and Very Low-Income Persons

U.S. Department of Housing
 and Urban Development
 Office of Fair Housing
 And Equal Opportunity

OMB Approval No: 2529-0043
 (exp. 11/30/2010)

HUD Field Office:

Section back of page for Public Reporting Burden statement

1. Recipient Name & Address: (street, city, state, zip)	2. Federal Identification: (grant no.)	3. Total Amount of Award:
	4. Contact Person	5. Phone: (Include area code)
	6. Length of Grant:	7. Reporting Period:
8. Date Report Submitted:	9. Program Code: (Use separate sheet for each program code)	10. Program Name:

Part I: Employment and Training (Columns B, C and F are mandatory fields. Include New Hires in E &F)**

A Job Category	B Number of New Hires	C Number of New Hires that are Sec. 3 Residents	D % of Aggregate Number of Staff Hours of New Hires that are Sec. 3 Residents	E % of Total Staff Hours for Section 3 Employees and Trainees	F Number of Section 3 Trainees
Professionals					
Technicians					
Office/Clerical					
Construction by Trade (List Trade					
Trade					
Trade					
Trade					
Trade					
Other (List					
Total					

* Program Codes
 1 = Flexible Subsidy
 2 = Section 202/811

3 = Public/Indian Housing
 A = Development,
 B = Operation
 C = Modernization

4 = Homeless Assistance
 5 = HOME
 6 = HOME State Administered
 7 = CDBG Entitlement

8 = CDBG State Administered
 9 = Other CD Programs
 10 = Other Housing Programs

Part II: Contracts Awarded

1. Construction Contracts:

A. Total dollar amount of all contracts awarded on the project	\$
B. Total dollar amount of contracts awarded to Section 3 businesses	\$
C. Percentage of the total dollar amount that was awarded to Section 3 businesses	%
D. Total number of Section 3 businesses receiving contracts	

2. Non-Construction Contracts:

A. Total dollar amount all non-construction contracts awarded on the project/activity	\$
B. Total dollar amount of non-construction contracts awarded to Section 3 businesses	\$
C. Percentage of the total dollar amount that was awarded to Section 3 businesses	%
D. Total number of Section 3 businesses receiving non-construction contracts	

Part III: Summary

Indicate the efforts made to direct the employment and other economic opportunities generated by HUD financial assistance for housing and community development programs, to the greatest extent feasible, toward low- and very low-income persons, particularly those who are recipients of government assistance for housing. (Check all that apply.)

- Attempted to recruit low-income residents through: local advertising media, signs prominently displayed at the project site, contracts with the community organizations and public or private agencies operating within the metropolitan area (or nonmetropolitan county) in which the Section 3 covered program or project is located, or similar methods.
- Participated in a HUD program or other program which promotes the training or employment of Section 3 residents.
- Participated in a HUD program or other program which promotes the award of contracts to business concerns which meet the definition of Section 3 business concerns.
- Coordinated with Youthbuild Programs administered in the metropolitan area in which the Section 3 covered project is located.
- Other; describe below.

Public reporting for this collection of information is estimated to average 2 hours per response, including the time for reviewing instructions, searching existing data sources, gathering and maintaining the data needed, and completing and reviewing the collection of information. This agency may not collect this information, and you are not required to complete this form, unless it displays a currently valid OMB number.

Section 3 of the Housing and Urban Development Act of 1968, as amended, 12 U.S.C. 1701u, mandates that the Department ensures that employment and other economic opportunities generated by its housing and community development assistance programs are directed toward low- and very-low income persons, particularly those who are recipients of government assistance housing. The regulations are found at 24 CFR Part 135. The information will be used by the Department to monitor program recipients' compliance with Section 3, to assess the results of the Department's efforts to meet the statutory objectives of Section 3, to prepare reports to Congress, and by recipients as self-monitoring tool. The data is entered into a database and will be analyzed and distributed. The collection of information involves recipients receiving Federal financial assistance for housing and community development programs covered by Section 3. The information will be collected annually to assist HUD in meeting its reporting requirements under Section 808(e)(6) of the Fair Housing Act and Section 916 of the HCDA of 1992. An assurance of confidentiality is not applicable to this form. The Privacy Act of 1974 and OMB Circular A-108 are not applicable. The reporting requirements do not contain sensitive questions. Data is cumulative; personal identifying information is not included.

Section 3 Summary Report
Economic Opportunities for
Low – and Very Low-Income Persons

U.S. Department of Housing
and Urban Development
Office of Fair Housing
And Equal Opportunity

OMB Approval No: 2529-0043
(exp. 11/30/2010)

HUD Field Office: Miami

Section back of page for Public Reporting Burden statement

1. Recipient Name & Address: (street, city, state, zip) Collier County Community & Human Services	2. Federal Identification: (grant no.) B13-UC120016	3. Total Amount of Award: 1,933,445.00
	4. Contact Person Kim Grant	5. Phone: (include area code) 239-252-6287
	6. Length of Grant: 1 Year	7. Reporting Period: 10-01-13 TO 09-30-14
8. Date Report Submitted: 12/30/2014	9. Program Code: (Use separate sheet for each program code) 7. CDBG Entitlement	10. Program Name: CDBG

Part I: Employment and Training (Columns B, C and F are mandatory fields. Include New Hires in E. & F)**

A Job Category	B Number of New Hires	C Number of New Hires that are Sec. 3 Residents	D % of Aggregate Number of Staff Hours of New Hires that are Sec. 3 Residents	E % of Total Staff Hours for Section 3 Employees and Trainees	F Number of Section 3 Trainees
Professionals	0	0	0	0	0
Technicians	0	0	0	0	0
Office/Clerical	0	0	0	0	0
Construction by Trade (List Trade)	0	0	0	0	0
Trade	0	0	0	0	0
Trade	0	0	0	0	0
Trade	0	0	0	0	0
Trade	0	0	0	0	0
Other (List)	0	0	0	0	0
Total					

* Program Codes
 1 = Flexible Subsidy
 2 = Section 202/811
 3 = Public/Indian Housing
 A = Development,
 B = Operation
 C = Modernization
 4 = Homeless Assistance
 5 = HOME
 6 = HOME State Administered
 7 = CDBG Entitlement
 8 = CDBG State Administered
 9 = Other CD Programs
 10 = Other Housing Programs

Part II: Contracts Awarded

1. Construction Contracts:

DLC, Youth Haven, City of Naples, SAWCC Supplemental round & Habitat for Humanity Supplemental round

A. Total dollar amount of all contracts awarded on the project	\$ 1,080,459.00
B. Total dollar amount of contracts awarded to Section 3 businesses	\$ 0
C. Percentage of the total dollar amount that was awarded to Section 3 businesses	%
D. Total number of Section 3 businesses receiving contracts	0

2. Non-Construction Contracts:

A. Total dollar amount all non-construction contracts awarded on the project/activity Public Service, Administration & Non-Construction contracts	\$ 852,986.00
B. Total dollar amount of non-construction contracts awarded to Section 3 businesses	\$ 0
C. Percentage of the total dollar amount that was awarded to Section 3 businesses	%
D. Total number of Section 3 businesses receiving non-construction contracts	0

Part III: Summary

Indicate the efforts made to direct the employment and other economic opportunities generated by HUD financial assistance for housing and community development programs, to the greatest extent feasible, toward low-and very low-income persons, particularly those who are recipients of government assistance for housing. (Check all that apply.)

- Attempted to recruit low-income residents through: local advertising media, signs prominently displayed at the project site, contracts with the community organizations and public or private agencies operating within the metropolitan area (or nonmetropolitan county) in which the Section 3 covered program or project is located, or similar methods.
- Participated in a HUD program or other program which promotes the training or employment of Section 3 residents.
- Participated in a HUD program or other program which promotes the award of contracts to business concerns which meet the definition of Section 3 business concerns.
- Coordinated with Youthbuild Programs administered in the metropolitan area in which the Section 3 covered project is located.
- Other; describe below.

Collier County has made an effort to work with the City of Ft Myers Section 3 Program for Section 3 workers and have implemented Section 3 recognized Vendors . See attachment for web site and contractors.

Public reporting for this collection of information is estimated to average 2 hours per response, including the time for reviewing instructions, searching existing data sources, gathering and maintaining the data needed, and completing and reviewing the collection of information. This agency may not collect this information, and you are not required to complete this form, unless it displays a currently valid OMB number.

Section 3 of the Housing and Urban Development Act of 1968, as amended, 12 U.S.C. 1701u, mandates that the Department ensures that employment and other economic opportunities generated by its housing and community development assistance programs are directed toward low- and very-low income persons, particularly those who are recipients of government assistance housing. The regulations are found at 24 CFR Part 135. The information will be used by the Department to monitor program recipients' compliance with Section 3, to assess the results of the Department's efforts to meet the statutory objectives of Section 3, to prepare reports to Congress, and by recipients as self-monitoring tool. The data is entered into a database and will be analyzed and distributed. The collection of information involves recipients receiving Federal financial assistance for housing and community development programs covered by Section 3. The information will be collected annually to assist HUD in meeting its reporting requirements under Section 808(e)(6) of the Fair Housing Act and Section 916 of the HCDA of 1992. An assurance of confidentiality is not applicable to this form. The Privacy Act of 1974 and OMB Circular A-108 are not applicable. The reporting requirements do not contain sensitive questions. Data is cumulative; personal identifying information is not included.

Contract and Subcontract Activity

U.S. Department of Housing and Urban Development

OMB Approval No.: 2577-0088

OMB Approval No.: 2502-0355

Public reporting burden for this collection of information is estimated to average .5 hours per response, including the time for reviewing instructions, searching existing data sources, gathering and maintaining the data needed, and completing and reviewing the collection of information. The Information is voluntary. HUD may not collect this information, and you are not required to complete this form, unless it displays a currently valid OMB Control Number.

Executive Orders dated July 14, 1983, directs the Minority Business Development Plans shall be developed by each Federal Agency and the these annual plans shall establish minority business development objectives. The information is used by HUD to monitor and evaluate MBE activities against the total program activity and the designated minority business enterprise (MBE) goals. The Department requires the information to provide guidance and oversight for programs for the development of minority business enterprise concerning Minority Business Development. If the information is not collected HUD would not be able to establish meaningful MBE goals nor evaluate MBE performance against these goals.

Privacy Act Notice = The United States Department of Housing and Urban Development, Federal Housing Administration, is authorized to solicit the Information requested in this form by virtue of Title 12, United States Code, Section 1701 et seq., and regulation. It will not be disclosed or released outside the United States Department of Housing and Urban Development without your consent, except as required or permitted by Law.

1. Grantee/Project Owner/Developer/Sponsor/Builder/Agency		Check if:	2. Location (City, State Zip Code)
Collier County-Housing & Human Services		PH	3339 Tamiami Trail E #211 Naples, FL 34112
		IH	
Collier County Community Redevelopment Agency (CRA) - Immokalee		CPD	X
750 South Fifth Street Immokalee FL, 34142		Housing	

3a. Name of Contact Person	3b. Phone Number (Including Area Code)	4. Reporting Period Oct. 1 - Sept. 30 (Annual -FY)	5. Program Code (Not applicable for CPD programs.) See explanation of Codes at bottom of Page Use a separate sheet for each program code.	6. Date Submitted to Field Office
Bradley Muckel	239-867-0027	2(y)		10/10/2014

Grant/Project Number or HUD Case Number or other identification of property, subdivision, dwelling unit, etc. 7a.	Amount of Contract or Subcontract 7b.	Type of Trade Code (See below) 7c.	Contractor or Subcontractor Business Racial/Ethnic (See below) 7d.	Woman Owned Business (Yes or No) 7e.	Prime Contractor Identification (ID) Number 7f.	Sec. 3 7g.	Subcontractor Identification (ID) Number 7h.	Sec. 3 7i.	Contractor/Subcontractor Name and Address 7j.				
									Name	Street	City	State	Zip
B-10-UC-12-0016	\$113,450	6	1	no	27-0723378	no		no	David Corban Architect, PLLC	1042 Sixth Ave North	Naples	FL	34102
B-10-UC-12-0016	\$607,402	1	1	no	59-1951304	no		no	Surety Construction	28441 S. Tamiami Trail #109	Bonita Springs	FL	34134
B-10-UC-12-0016	\$16,725	1	1	yes		no	37-1654907	no	EB Simmonds Electric	8981 Quality Road Unit 1	Bonita Springs	FL	34135
B-10-UC-12-0016	\$70,247	1	1	no		no	30-0079756	no	Bradanna Construction	125 Airport Pulling Road	Naples	FL	34104
B-10-UC-12-0016	\$49,983	1	1	yes		no	65-0728828	no	Big Tree	5175 Country Lakes Rd	Fort Myers	FL	33905
B-10-UC-12-0016	\$30,848	1	1	no		no	59-3575340	no	Superior Interlocking Paving	6301 Taylor Road	Naples	FL	34109
B-10-UC-12-0016	\$100,556	1	1	no		no	27-2238723	no	Fluharty-Monroe Construction	17342 Alico Center Road	Fort Myers	FL	33967
B-10-UC-12-0016	\$32,250	1	1	no		no	59-3539250	no	OTT Welding	24241 Production Circle	Bonita Springs	FL	34136
B-10-UC-12-0016	\$7,568	1	1	no		no	65-0653836	no	Crowther Roofing	2543 Rockfill Road	Fort Myers	FL	33916
B-10-UC-12-0016	\$17,769	1	1	no		no	27-1445358	no	New Era Building	5780 Houchin Street	Naples	FL	34120
B-10-UC-12-0016	\$11,843	1	1	no		no	51-0306000	no	Jamestown Painting	830 Dawson Drive	Newark	DE	19713
B-10-UC-12-0016	\$70,256	1	1	no		no	26-4354739	no	Compass Electric	4646 Domestic Ave #107	Naples	FL	34104
B-10-UC-12-0016	\$3,375	1	1	no		no	59-1720871	no	Bruns & Bruns	1072 Sixth Ave North	Naples	FL	34102
B-10-UC-12-0016	\$2,473	6	1	yes		no	65-0686746	no	Forge Engineering	2224 Trade Center Way	Naples	FL	34109
B-10-UC-12-0016	\$7,808	1	1	no		no	65-0448418	no	Carter Fence	3490 Shearwater Street	Naples	FL	34117
B-10-UC-12-0016	\$600	1	1	yes		no	65-0678751	no	Kates Envirofencing	3435 Quail Drive	Bonita Springs	FL	34134
B-10-UC-12-0016	\$6,606	1	1	no		no	59-3630608	no	Curb Systems of SW Fla	10964 K-nine Drive	Bonita Springs	FL	34135
B-10-UC-12-0016	\$5,615	1	1	no		no	65-0697732	no	Artistic Plumbing	28286 Tribune Blvd	Punta Gorda	FL	33955
B-10-UC-12-0016	\$11,799	1	1	no		no	65-0068816	no	Jensen Underground	5585 Taylor Road	Naples	FL	34109

- | | | |
|--|--|--|
| <p>7c: Type of Trade Codes:</p> <p>CPD:
1 = New Construction
2 = Education/Training
3 = Other</p> <p>Housing/Public Housing:
1 = New Construction
2 = Substantial Rehab.
3 = Repair
4 = Service
5 = Project Managt.</p> | <p>7d: Racial/Ethnic Codes:</p> <p>1 = White Americans
2 = Black Americans
3 = Native Americans
4 = Hispanic Americans
5 = Asian/Pacific Americans
6 = Hasidic Jews</p> | <p>5: Program Codes (Complete for Housing and Public and Indian Housing programs only):</p> <p>1 = All Insured, including Section8
2 = Flexible Subsidy
3 = Section 8 Noninsured, Non-HFDA
4 = Insured (Management)</p> <p>5 = Section 202
6 = HUD-Held (Management)
7 = Public/India Housing
8 = Section 811</p> |
|--|--|--|

Contract and Subcontract Activity

U.S. Department of Housing and Urban Development

OMB Approval No.: 2577-0088

OMB Approval No.: 2502-0355

Public reporting burden for this collection of information is estimated to average .5 hours per response, including the time for reviewing instructions, searching existing data sources, gathering and maintaining the data needed, and completing and reviewing the collection of information. The Information is voluntary. HUD may not collect this information, and you are not required to complete this form, unless it displays a currently valid OMB Control Number.

Executive Orders dated July 14, 1983, directs the Minority Business Development Plans shall be developed by each Federal Agency and the these annual plans shall establish minority business development objectives. The information is used by HUD to monitor and evaluate MBE activities against the total program activity and the designated minority business enterprise (MBE) goals. The Department requires the information to provide guidance and oversight for programs for the development of minority business enterprise concerning Minority Business Development. If the information is not collected HUD would not be able to establish meaningful MBE goals nor evaluate MBE performance against these goals.

Privacy Act Notice = The United States Department of Housing and Urban Development, Federal Housing Administration, is authorized to solicit the Information requested in this form by virtue of Title 12, United States Code, Section 1701 et seq., and regulation. It will not be disclosed or released outside the United States Department of Housing and Urban Development without your consent, except as required or permitted by Law.

1. Grantee/Project Owner/Developer/Sponsor/Builder/Agency		Check if:		2. Location (City, State Zip Code)	
Collier County-Housing & Human Services		PH		3339 Tamiami Trail E Suite 211 Naples FL 34112	
		IH			
City of Naples / Sub-grantee of Collier County Wheelchair Accessible Play		CPD		X	
735 Eighth Street S Naples, FL 34102		Housing			

3a. Name of Contact Person		3b. Phone Number (Including Area Code)		4. Reporting Period		5. Program Code (Not applicable for CPD programs.) See explanation of Codes at bottom of Page Use a separate sheet for each program code.		6. Date Submitted to Field Office	
Gregory Givens		239-213-7101		<input checked="" type="checkbox"/> Oct. 1 - Sept. 30 (Annual -FY 2013)		NA		10/10/2014	

Grant/Project Number or HUD Case Number or other identification of property, subdivision, dwelling unit, etc. 7a.	Amount of Contract or Subcontract 7b.	Type of Trade Code (See below) 7c.	Contractor or Subcontractor Business Racial/Ethnic (See below) 7d.	Woman Owned Business (Yes or No) 7e.	Prime Contractor Identification (ID) Number 7f.	Sec. 3 7g.	Subcontractor Identification (ID) Number 7h.	Sec. 3 7i.	7j. Contractor/Subcontractor Name and Address				
									Name	Street	City	State	Zip
B-12-UC-12-0016	\$105,835	1	1	No	77-0596147	No			Playworx Playsets, LLC	826 Cherrydale Ln	Woodstock	GA	30189

- | | | | |
|---|---|---|---|
| <p>CPD:
 1 = New Construction
 2 = Education/Training
 3 = Other</p> | <p>7c: Type of Trade Codes:
 Housing/Public Housing:
 1 = New Construction
 2 = Substantial Rehab.
 3 = Repair
 4 = Service
 5 = Project Mangt.
 6 = Professional
 7 = Tenant Services
 8 = Education/Training
 9 = Arch./Engrg. Appraisal
 0 = Other</p> | <p>7d: Racial/Ethnic Codes:
 1 = White Americans
 2 = Black Americans
 3 = Native Americans
 4 = Hispanic Americans
 5 = Asian/Pacific Americans
 6 = Hasidic Jews</p> | <p>5: Program Codes (Complete for Housing and Public and Indian Housing programs only):
 1 = All Insured, including Section 8
 2 = Flexible Subsidy
 3 = Section 8 Noninsured, Non-HFDA
 4 = Insured (Management)
 5 = Section 202
 6 = HUD-Held (Management)
 7 = Public/India Housing
 8 = Section 811</p> |
|---|---|---|---|

Contract and Subcontract Activity

U.S. Department of Housing and Urban Development

OMB Approval No.: 2577-0088

OMB Approval No.: 2502-0355

Public reporting burden for this collection of information is estimated to average .5 hours per response, including the time for reviewing instructions, searching existing data sources, gathering and maintaining the data needed, and completing and reviewing the collection of information. The Information is voluntary. HUD may not collect this information, and you are not required to complete this form, unless it displays a currently valid OMB Control Number.

Executive Orders dated July 14, 1983, directs the Minority Business Development Plans shall be developed by each Federal Agency and the these annual plans shall establish minority business development objectives. The information is used by HUD to monitor and evaluate MBE activities against the total program activity and the designated minority business enterprise (MBE) goals. The Department requires the information to provide guidance and oversight for programs for the development of minority business enterprise concerning Minority Business Development. If the information is not collected HUD would not be able to establish meaningful MBE goals nor evaluate MBE performance against these goals.

Privacy Act Notice = The United States Department of Housing and Urban Development, Federal Housing Administration, is authorized to solicit the Information requested in this form by virtue of Title 12, United States Code, Section 1701 et seq., and regulation. It will not be disclosed or released outside the United States Department of Housing and Urban Development without your consent, except as required or permitted by Law.

1. Grantee/Project Owner/Developer/Sponsor/Builder/Agency: Collier County-Housing & Human Services
2. Location (City, State Zip Code): 3339 Tamiami Trail East #211, Naples, FL 34112
Immokalee Housing & Family Services
2449 Sanders Pines Immokalee FL 34142

3a. Name of Contact Person: Susan Golden
3b. Phone Number (Including Area Code): 239-657-8333
4. Reporting Period: [X] Oct. 1 - Sept. 30 (Annual -FY 2014)
5. Program Code (Not applicable for CPD programs.): []
6. Date Submitted to Field Office: 10.10.14

Table with columns: HUD Case Number or other identification of property, subdivision, dwelling unit, etc. (7a); Amount of Contract or Subcontact (7b); Type of Trade Code (See below) (7c); Subcontractor Business Racial/Ethnic (See below) (7d); Woman Owned Business (Yes or No) (7e); Prime Contractor Identification (ID) Number (7f); Sec. 3 (7g); Subcontractor Identification (ID) Number (7h); Sec. 3 (7i); Contractor/Subcontractor Name and Address (7j). Includes one row with data: B-13-UC-12-0016, \$4,010.00, 3, 1, No, 30507195, Accent Awning, 10105 Amberwood Rd, Fort Myers, FL, 33913.

- 7c: Type of Trade Codes: CPD: 1 = New Construction, 2 = Education/Training, 3 = Other; Housing/Public Housing: 1 = New Construction, 2 = Substantial Rehab, 3 = Repair, 4 = Service, 5 = Project Mangt., 6 = Professional, 7 = Tenant Services, 8 = Education/Training, 9 = Arch./Engrg. Appraisal, 0 = Other.
7d: Racial/Ethnic Codes: 1 = White Americans, 2 = Black Americans, 3 = Native Americans, 4 = Hispanic Americans, 5 = Asian/Pacific Americans, 6 = Hasidic Jews.
5: Program Codes (Complete for Housing and Public and Indian Housing programs only): 1 = All Insured, including Section8, 2 = Flexible Subsidy, 3 = Section 8 Noninsured, Non-HFDA, 4 = Insured (Management), 5 = Section 202, 6 = HUD-Held (Management), 7 = Public/India Housing, 8 = Section 811.



**NOTICE OF AVAILABILITY FOR VIEWING
FY 2013-2014 CONSOLIDATED ANNUAL AND PERFORMANCE EVALUATION REPORT (CAPER)
FOR THE U.S. DEPARTMENT OF HOUSING AND URBAN DEVELOPMENT COMMUNITY
DEVELOPMENT BLOCK GRANT,
HOME INVESTMENT PARTNERSHIPS PROGRAM
AND
EMERGENCY SOLUTIONS GRANT PROGRAM**

Collier County's Consolidated Annual Performance and Evaluation Report (CAPER) for the 2013-2014 Community Development Block Grant (CDBG), HOME Investment Partnerships Program (HOME), and Emergency Solutions Grant (ESG) is available for viewing and public comment from November 19, 2014 to December 4, 2014.

The CAPER is comprised of statistical and financial statements, narratives and maps describing activities carried out during the 2013-2014 program year. Approximately \$1,933,445 in 2013-2014 CDBG funds, \$474,031 in HOME funds and \$132,640 in ESG funds were available to carry out activities in 2013-2014, as well as prior year unexpended funds. All CDBG, HOME and ESG funded activities were located within Collier County.

Public Comment Period

Copies of the CAPER will be available at all of the Collier County public libraries as well as the Collier County Community and Human Services Department, 3339 E. Tamiami Trail, Suite 211, Naples FL 34112 and on our website, www.colliergov.net, during the public comment period. The public is invited to review the CAPER and submit written comments to the Collier County Community and Human Services Department no later than December 4, 2014. The CAPER, including a summary of public comments received, will be sent to the U.S. Department of Housing and Urban Development prior to December 27, 2014. If any hearing/visually impaired, disabled or non-English speaking persons require assistance to review the CAPER, please contact the Collier County Community and Human Services Department at (239) 252-4663.

Public Hearing

The CAPER will be presented to the Board of County Commissioners at its regularly scheduled meeting on December 9, 2014. The BCC meeting will be held at 9:00 a.m. on the 3rd floor of the Harmon Turner Building at 3301 East Tamiami Trail, Naples, FL.

Collier County is an Equal Opportunity Employer. Collier County complies with the Fair Housing Act (42 U.S.C 3600, et seq) and Collier County Fair Housing Ordinance 92.9.

If you require special aid or services as addressed in the Americans with Disabilities Act or require someone to translate or sign, please contact the Collier County Community and Human Services Department at (239) 252-4663, no later than two (2) business days prior to the Board meeting date.

Publish date: Friday, November 19, 2014



**NOTICIA DE LA DISPONIBILIDAD PARA LA REVISIÓN
DEL REPORTE CONSOLIDADO DE DESEMPEÑO Y EVALUACIÓN PARA EL AÑO FISCAL 2013-2014
DEL PROGRAMA DE SUBSIDIOS GLOBALES PARA EL DESARROLLO COMUNITARIO (CDBG), DEL
PROGRAMA DE ASOCIACIÓN PARA INVERSIONES EN VIVIENDA (HOME),
Y
DEL PROGRAMA DE SUBSIDIOS PARA ASISTENCIA Y REFUGIOS DE EMERGENCIA (ESG)**

El reporte Consolidado de Desempeño y Evaluación Anual (CAPER) para el Año 2013-2014 del programa de Subsidios Globales para el Desarrollo Comunitario (CDBG), del Programa de Asociación para Inversiones en Vivienda (HOME), y del Programa de Subsidios para Asistencia y Refugios de Emergencia (ESG), está disponible para revisión y comentario público durante el periodo 19 de Noviembre 2014 el 4 de Diciembre 2014.

El reporte CAPER consta con estados financieros y estadísticos, narrativos y mapas que describen las actividades que fueron llevadas a cabo durante el Programa del Año 2013-2014. Aproximadamente, \$1,933,445 en fondos del programa CDBG, \$474,031 en fondos del programa de HOME y \$132,640 en fondos del programa de ESG fueron disponibles para llevar a cabo actividades en el año 2013-2014, como los fondos no utilizado del año anterior. Todas las actividades que fueron suministradas con fondos de los programas CDBG, HOME, y ESG estaban localizadas dentro del Condado Urbano Collier.

Período de Comentario Público

Copias del reporte CAPER están disponibles en las bibliotecas del Condado de Collier y también en el Departamento de Comunidad y Servicios del Condado de Collier (Community and Human Services Department), 3339 E. Tamiami Trail, Suite 211, Naples, FL 34112. Invitamos al público a revisar el reporte CAPER y a someter comentarios por escrito al Departamento de Comunidad y Servicios Humanos del Condado de Collier durante el período de revisión que terminara el 4 de Diciembre 2014. Se incluirá un resumen de los comentarios públicos recibidos con el reporte CAPER y será enviado al Departamento de Vivienda y Desarrollo Urbano de EE.UU antes de Diciembre 27, 2014. Si alguna persona incapacitada, con problemas audio/visual, o que no hable inglés requiere asistencia para revisar el reporte CAPER, por favor llámé a el Departamento de Vivienda, y Servicios Humanos y Veteranos del Condado de Collier al número (239) 252-4663.

Audiencia Pública

El reporte CAPER será presentado a los Comisionados del Condado (*Board of County Commissioners*) en su horario regular de junta el 9 de Diciembre 2014. La junta de los Comisionados del Condado se llevara a cabo a las 9:00 a.m. en el tercer (3er) piso del edificio Harmon Turner que esta situado en el 3301 East Tamiami Trail, Naples, FL.

El Condado de Collier es un empleador que ofrece igualdad de oportunidades. El Condado de Collier cumple con la Ley de Vivienda Justa (42 U.S.C. 3600 et seq) y con la Ordenanza de Vivienda Justa del Condado de Collier 92.9.

Si usted requiere ayuda o servicios especiales así como los que especifica el Acta de Americanos con Incapacidades (*Americans with Disabilities Act*), o requiere que alguien le traduzca en su idioma o lenguaje por señas, por favor póngase en contacto con el Departamento de Vivienda, Servicios Humanos y Veteranos del Condado de Collier llamando al número (239) 252-4663, no más tarde de dos (2) días antes de la fecha de la junta de los Comisionados del Condado.



Immokalee La Placita Park
CDBG Funds
Ribbon Cutting Ceremony
May 2014



Immokalee La Placita Park
Sand Dollar Award



Immokalee South
Park
VPK Program
CDBG Funds



Timber Ridge Community Center
CDBG Funds



Timber Ridge Community
Center
CDBG Funds





Sanders Pines
Playground
Equipment
CDBG Funds





Naples Equestrian Center
Land Acquisition
CDBG Funds



FUTURE HOME OF THE IMMOKALEE YOUTH DEVELOPMENT CENTER



Boys & Girls Club of Collier County, Florida, Inc.

Project Sponsor: Boys & Girls Club of Collier County, Florida, Inc.
(239) 325-1700

Project Planning/Design & Engineering Consultants:

**Project Architect/Construction Cost Estimating/
LEED Specialist:** BSSW Architects, Inc.

**Structural Engineer/Threshold and Special
Inspection Services:** Select Structural

Geotechnical Services: Forge Engineering, Inc.

General Contractor: To be determined through public bid process.


**Project Civil Engineer/Surveyor/Environmental & Materials
Testing Services/Parking/Transportation Consultant:** Blair A Foley, PE, LLC

Landscape Architect: Goetz - Strope Landscape Architects

Mechanical, Electrical, Plumbing (MEP) Engineers: OGI Associates, Inc.

Planning, Design & Engineering Funding: Collier County Housing, Human & Veteran Services, Department of Housing and Urban Development, Community Development Block Grant and the Boys & Girls Club of Collier County

Land Acquisition Funding: Collier County Housing, Human & Veteran Services, Department of Housing and Urban Development, Community Development Block Grant and the Boys & Girls Club of Collier County



**Funding is provided by The U.S. Department of Housing & Urban Development (HUD) and
The Collier County Housing, Human & Veteran Services Department.**

Boys and Girls Club of Collier County
Immokalee Youth Center
Design and Permitting
CDBG Funds