



COLLIER COUNTY MANAGER'S OFFICE

3301 East Tamiami Trail • Naples, Florida 34112 • 239-252-8383 • FAX 239-252-4010

January 20, 2009

To the Honorable Board of County Commissioners and the Citizens of Collier County:

As your County Manager, I am greatly honored to provide you the Collier County, Florida, Adopted Budget for Fiscal Year (FY) 2009.

Preparation of the FY 2009 budget presented a unique challenge to Collier County in light of the current world-wide fiscal conditions and their sobering impact on Collier County's economic state, employment demographics and growth related drivers. Tax reform, declines in both marketable and taxable property values, rising unemployment and the continuing degradation of state-shared revenues have tempered the FY 2009 budgetary process. I am monitoring the revenue stream and will provide the Board of County Commissioner's (Board) a mid-year report in April with appropriate changes.

The FY 2009 budget has been in place and functioning since the beginning of the fiscal year (October 1, 2008); however, the comprehensive Adopted Budget Book, you are receiving today, contains precise details of the economic drivers, legislative impacts, and other background information that comes into play during the budgetary process. This budget is being made available, today, to county bond holders, other county creditors, contractors, state agencies, federal agencies, interested citizens and other users of budgetary information.

This budget document has been prepared in accordance with the requirements of the national Governmental Finance Officers Association (GFOA). The GFOA requirements provide users of the budget information assurance the adopted budget reflects both the guidelines established by the National Advisory Council on State and Local Budgeting and the GFOA's recommended practices on budgeting.

The adopted budget is one of, if not the most important document, that the Board approves each year. It is the County's annual spending plan; it is comprehensive and includes both operational and capital expenditure controls; it is the authorization to commit, spend and execute Board direction and policies; and, it provides measurement criteria to determine if the Board's Vision, Strategic Goals, Policies and Directives are being accomplished.

The following paragraphs provide summaries of key drivers/outcomes in the budget process. They are: vision and strategic goals; property tax legislation reform; budget policy development; budget priorities; and, State/local economic conditions.

Vision and Strategic Goals

This budget provides a road map of Collier County's efforts toward meeting its Vision Statement: **"We strive to be the best community in America to live, work, and play."** This is also consistent with the County's updated strategic focus areas (underlined) and associated strategic goals:

- I. Neighborhood Preservation and Enhancement
To preserve and enhance the safety, quality, value, character, and heritage of our neighborhoods, communities, and region.
- II. Growth Management
To responsibly manage community growth, development and redevelopment, while enhancing the natural environment.
- III. Community Health and Human Services
To improve the quality of life and promote personal self-reliance and independence through improved access to community health care and human services for those most in need.
- IV. Mobility
To provide for the various mobility needs of the community and the region while respecting and enhancing the character of our diverse neighborhoods.
- V. Economic Development
To help create a business climate that promotes a diversified, growing economy consistent with established growth management plans and community desires.
- VI. Local Governance
To sustain public trust and confidence in County government through sound public policy decisions, expert professional management and active citizen participation.

Property Tax Reform Legislation

Property tax reform, first initiated in the 2007 Florida legislative session resulted in a significant roll-back of millage rates in the FY 2008 budget; a Florida constitutional amendment referendum approved by the voters on January 29, 2008; and, a 2008 Florida legislative session, one-time initiative promulgated property tax reform that will have budgetary impact for future fiscal years. These three events and their impact are explained below.

2007 Florida Legislature

The 2007 legislative session was dominated by efforts to bring about tax reform at the local government level. On June 15, 2007 the Florida Legislature, in special session, adopted a tax reform package that includes statutory revisions capping local government tax levies.

The statutory revisions required local governments to reduce their respective tax levies below the rolled back millage rate – the rate which generates the same tax revenue as levied in the previous year, exclusive of new construction. The degree to which the tax levy is below the rolled back millage rate was a function of the compound annual growth rate in taxes levied per capita from FY 2002 – FY 2007. As applied to Collier County government, the FY 2008 General Fund millage rate was limited to 91% of the rolled back millage rate, without an extraordinary (super-majority or unanimous) vote of the Board of County Commissioners. Statutory rolled-back provisions also apply to Municipal Service Taxing Unit (MSTU) taxes levied by the Board of County Commissioners.

State-wide referendum on January 29, 2008

The state-wide constitutional "Amendment 1" referendum election on January 29, 2008 received a 64% pass-rate in Florida. The pass-rate in Collier County was 81%.

"Amendment 1" passage included the following impact on the County's budgetary process:

1. (FY 2009 budget) An additional \$25,000 homestead exemption on homesteaded property in the County.
2. (FY 2009 budget) Portability of "Save Our Homes" exempts value up to \$500,000.
3. (FY 2009 budget) Exemption of the first \$25,000 of tangible personal property from the property tax roll.
4. (FY 2010 budget) Non-homesteaded property limited to a 10% increase on annual property tax assessments.

2008 Florida Legislature

As a result of the passage of a State Statute (Committee Substitute for Senate Bill 1588), the taxable value within the jurisdiction of each taxing authority used in calculation of the rolled back rate shall be increased by an amount equal to the reduction in taxable value occurring as a result of recent amendments to the State Constitution. This one-time tax reform did not impact the Collier County levy for FY 2009 because the Board adopted a millage neutral policy. The roll-back calculation for all future fiscal years will be impacted.

The County's proposed FY 2008 ad valorem revenue budget was reduced by 41.6 million dollars as a result of ad valorem mandates established during the 2007 legislative session. The impact of a statewide voter referendum in January 2008 (effective for the FY 2009 budget) reduced ad valorem tax revenues by an additional 13 million dollars. Cumulatively, over two years, Collier County lost 54.6 million dollars in property tax revenue.

Budget Policy Development

Three-Year Budget Projections:

A three-year projection of major ad valorem supported funds (General Fund and the Unincorporated Area General Fund MSTD) was conducted prior to recommending FY 2009 budget policies.

The following assumptions were used in the analysis.

Expense Assumptions:

- Continuation of funding for all existing programs.
- 4.2% of Personal Services allocated for compensation administration.
- 2.0% decrease in operating expenses and capital outlay.
- 2.5% reserve for contingency in the General Fund.
- 4% attrition rate will be calculated on Regular Salaries and budgeted within each cost center containing ten (10) or more Full time Equivalent (FTE's) employees.
- Equivalent of 0.3333 mills available annually for capital projects.
- Operating divisions will spend 96% of budgeted funds and 100% of budgeted transfers will be made.
- Growth-related mandates will be funded.
- Equivalent of 0.1500 mills available for stormwater capital projects.

Revenue Assumptions:

- Forecast ad valorem tax revenue is 96.65% of budgeted amount.
- A 2% increase in ad valorem tax revenues is generated from new construction and a decreased valuation of existing property is projected.
- Flat sales tax revenue.
- Flat state revenue sharing revenue.

Specific Budget Policies for Fiscal Year 2009:

- In FY 2009, the General Fund millage rate will be limited to the rolled back rate less the estimated \$8.0 million dollar loss in revenue associated with the additional homestead exemption and the \$25,000 business exemption for tangible personal property.

General Fund Agency Budget Limitations:

- The Board adopted a budget policy limiting FY 2009 General Fund Agency budgets to no more than the percentage their FY 2004 budgets represented of total FY 2004 General Fund budget appropriations with a 2% decrease in agency budgets.
- This policy provides that all Agencies share proportionately in any budget reductions resulting from new State tax reform initiatives, reductions in state shared revenue and or any new unfunded mandates.

The Board can require Constitutional Officers and request Court Agencies to provide this comparative budget data. The following is from Florida Statute 129.021: County officer budget information. "Notwithstanding other provisions of law, the budgets of all county officers, as submitted to the board of county commissioners, shall be in sufficient detail and contain such information as the board of county commissioners may require in furtherance of their powers and responsibilities..."

Compensation Administration:

The philosophy of Collier County Government is to provide a market-based compensation program.

The County recognizes that motivation factors and expectation vary for employees at different levels in the pay structure and established distinct pay plans that target appropriate reward mechanisms for each level:

- Adjusted salary ranges, especially for hourly employees, to more closely match the appropriate market.
- Slowed the growth of executive level base salaries by changing the way performance awards are paid, (i.e. awarded as one-time lump-sum bonuses rather than incremental increases to base pay).
- Established a market-driven hard salary cap for each position.

Budget 4.2% of budgeted Regular Salaries in FY 2008 for compensation administration and future fiscal years as delineated on the following page:

Program Component	FY 06	FY 07	FY 08	FY 09	Future Fiscal Years
Cost of Living	3.90%	4.70%	4.10%	4.20%	Varies annually
Awards Program	1.50%	1.50%	1.50%	0.00%	Varies annually
Pay Plan Maintenance	0.25%	0.25%	0.25%	0.00%	Varies annually
Total	5.65%	6.45%	5.85%	4.2%	Varies annually

Limitations on Expanded Positions to Maximize Organizational Efficiencies:

To optimize organizational efficiencies, no new net positions will be proposed within the County Manager’s Agency. In addition, continuation of the hiring freeze on select position vacancies will remain in effect.

Limitations on Current Service Discretionary Operating Expenses:

All Agency budgets will be submitted at 98% of the FY 2008 adopted budget. This percentage reduction will be shown at the Divisional budget level.

Stormwater Management Capital Funding:

The Board adopted a policy with funding equivalent to 0.1500 mills annually. The purpose of this dedicated funding source is to address long-standing capital project needs in the Stormwater program area, as well as to identify to grantor agencies that Collier County has a dedicated funding source to provide local matching requirements to available grants.

Reserves:

A reserve for contingency is typically budgeted in all operating funds, with the exception of the Constitutional Officer funds. Reserves for the Constitutional Officer funds shall be appropriated within the County General Fund. The reserve for contingencies in the General Fund will be 2.5%.

Attrition:

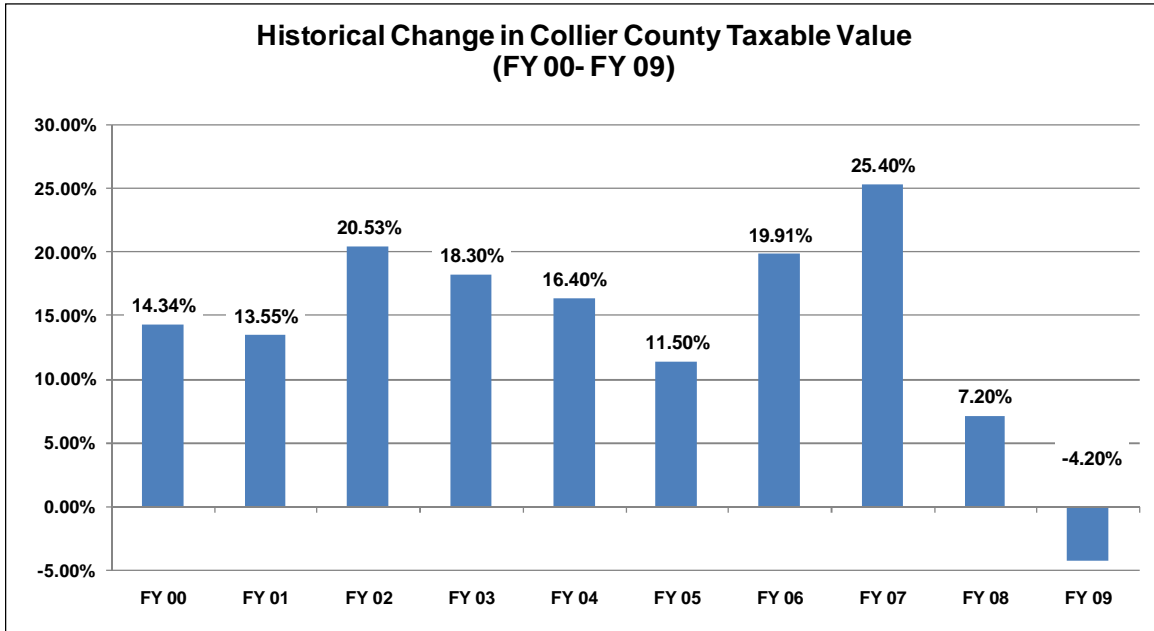
For a number of years, Collier County has used an attrition factor in the budget process. The County recognizes that in large organizations, there is staff turnover and 100% of budgeted Personal Service expenses will not be expended in a given year. In the FY 2009 budget, 4% attrition is calculated on Regular Salaries and budgeted within each cost center containing ten (10) or more Full-Time Equivalent (FTE’s) employees. Attrition will no longer be budgeted at the fund level – a departure from previous budgets.

Budget Priorities

Due to the multi-year implications of tax reform, state shared revenues and significant decreases in construction permitting revenues, FY 2009 budget priorities shifted to minimizing the amount of recurring costs approved in the ad valorem tax and building fees supported budgets. This required the freezing and/or reduction of ad valorem tax/permitting fees supported positions.

State and Local Economic Conditions/Future Outlook

Following eight straight years of double-digit increases in taxable value (FY 2000 through FY 2007) and a 7.2 % increase in FY 2008, Collier County taxable value in FY 2009 dropped by 4.2% (prior to final Value Adjustment Board reductions). (See chart on the following page).



This was not unexpected given the frenzied pace of growth in recent years. New home construction has been hampered by the glut of existing homes currently on the market, large numbers of speculators in local real estate, and a growing significance of increasing foreclosures numbers.

State budget issues still remain a major concern. The State's current budget is \$6.0 billion below the prior year's budget; and, the State recently, in a special session, reduced that budget (fiscal year ending June 30, 2009) by an additional \$2.8 billion. Based on forecasts, discussions are now underway regarding an additional \$6.0 billion reduction in the next budget. These actions are reflective of the State's reliance on revenues from sales taxes and documentary stamps. In boom periods the coffers are flush, but the boomerang effect is really felt in an economic downturn. Lobbying efforts must continue to mitigate any attempts to shift costs in the form of unfunded mandates from the State of Florida to county governments.


The tax reform legislation also places restraints on FY 2010 tax levies, which are limited to the rolled back rate adjusted by per capita income in the State of Florida (under current law). Tax revenue from new construction revenue is intended to fund services for new residents, while the per capita income adjustment provides a means of addressing the inflationary cost of existing services. This tax levy requires a simple majority vote of the Board of County Commissioners. Levying up to 110% of the FY 2010 adjusted rolled back rate requires a super-majority) vote of the Board of County Commissioners. Levying in excess of 110% of the FY 2009 adjusted rolled back rate requires a unanimous vote.

The sobering reality is that the FY 2010 budget (coming fiscal year) will be extremely challenging, given the current issues in the housing market, the state budget, inflationary concerns, and revenue limitations associated with tax reform. The current level of service enjoyed by Collier County residents is at risk. County staff will explore all available options to minimize service level changes in FY 2010 and beyond. This will require creative thinking and optimization of existing resources.

Summary

Collier County Government remains committed to achieving its Vision Statement of being “the best community in America to live, work, and play.” Achieving this vision requires the cooperation of all County government agencies. My sincere gratitude is extended to everyone in Collier County Government that participated in the development of the FY 2009 budget.

Respectfully submitted,



James V. Mudd,
County Manager

Board of County Commissioners



Gordon Pass ~ Collier County, FL

Collier County, Florida

Fiscal Year 2008-09 Adopted Budget

**FY 2008-09
ADOPTED BUDGET
BOARD OF COUNTY COMMISSIONERS
COLLIER COUNTY, FLORIDA**

BOARD OF COUNTY COMMISSIONERS

Tom Henning, Chairman
Donna Fiala, Vice-Chair
Jim Coletta
Fred W. Coyle
Frank Halas

CONSTITUTIONAL OFFICERS

Guy Carlton, Tax Collector
Abe Skinner, Property Appraiser
Dwight E. Brock, Clerk of Courts
Don Hunter, Sheriff
Jennifer Edwards, Supervisor of Elections

APPOINTED OFFICIALS

James V. Mudd, County Manager
Jeffrey Klatzkow, County Attorney

OFFICE OF MANAGEMENT & BUDGET

John A. Yonkosky, OMB Director
Mark Isackson, Senior Budget Analyst
Sherry Pryor, Senior Budget Analyst
Susan Usher, Senior Budget Analyst
Laura Davisson, Budget Analyst
Randy Greenwald, Budget Analyst
Barbetta Hutchinson, Executive Secretary



GOVERNMENT FINANCE OFFICERS ASSOCIATION

*Distinguished
Budget Presentation
Award*

PRESENTED TO

**Collier County
Florida**

For the Fiscal Year Beginning

October 1, 2007

President

Executive Director

*The Government Finance Officers Association of the United States and Canada (GFOA) presented a Distinguished Budget Presentation Award to **Collier County, Florida** for the Annual Budget beginning October 1, 2003. In order to receive this award, a governmental unit must publish a budget document that meets program criteria as a policy document, as an operations guide, as a financial plan, and as a communications device.*

This award is valid for a period of one year only. We believe our current budget continues to conform to program requirements, and we are submitting it to GFOA to determine its eligibility for another award.

COLLIER COUNTY, FLORIDA GOVERNMENT ORGANIZATIONAL CHART

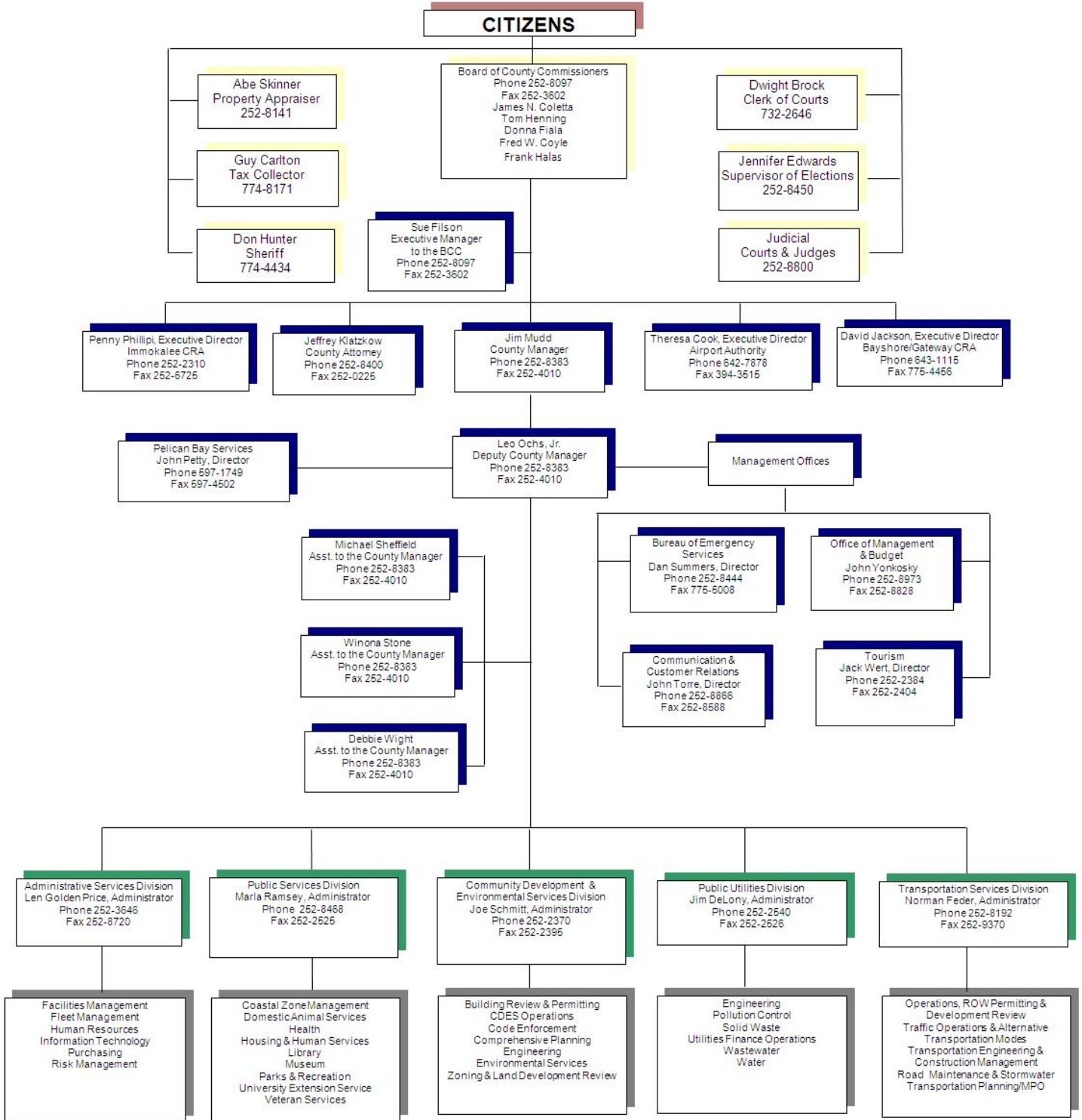


Table of Contents

Budget Message
 FY 2008-09 Adopted Budget Cover i
 Distinguished Budget Award for Fiscal
 Year Beginning October 1, 2007 ii
 Collier County Organization Chart..... iii
 Table of Contents..... iv

Summary:

Table of Contents..... 1
 Economic Overview..... 2
 Budget Process..... 9
 Budget Policy for FY 08-09 16
 Budget Review..... 22
 Fund Structure & Description of Funds
 Subject to Appropriation..... 24
 Changes in Fund Balance..... 32
 Major Areas of Spending 42
 Revenues 47
 Property Taxes..... 47
 Other Major Funding Sources 54
 Employment Summary 70
 Changes in Service 73
 Employees to Permanent Population 76
 Revenue History..... 78
 Expense History..... 79
 Property Tax Rates 80
 Taxable Property Values 81
 Budget Summary FY 08 83
 Summary of Budget by Fund 85

Elected Officials:

Board of County Commissioners:

Organizational Chart 1
 Division Description..... 2
 Board of County Commissioners Summary 4
 Board of County Commissioners (001)..... 7
 Other General Administration (001)..... 8
 Other General Administration (111)..... 9
 County Attorney Summary..... 11
 County Attorney (001) 12
 Legal Aid Society (652) 13
 Bayshore Gateway Triangle CRA..... 15
 Bayshore Gateway Triangle (187)..... 16
 Immokalee Redevelopment CRA (186) 18

Constitutional Officers:

Organizational Chart 20
 Division Summary 21

Property Appraiser:

Organizational Chart 23
 Property Appraiser Summary..... 24
 Property Appraiser (060) 25
 Prop. Appr. Charges Paid by BCC (001) 26

Constitutional Officers (Cont.):

Supervisor of Elections:

Organizational Chart..... 27
 Supervisor of Elections Summary 28
 Administration (080) 29
 Sup. Of Elec. Expenses Paid by BCC (001) 30
 Elections (080) 31
 Supervisor of Elections Grants (081)..... 32

Clerk of Courts:

Organizational Chart..... 33
 Summary Clerk of Courts' Agency 34
 Clerk of Board (011) 35
 Clerk of Circuit Court (011) 36
 Clerk of County Courts (011) 37
 Recording (011) 38
 Administration & Internal Audit (011) 39
 Management Information Systems (011)..... 40
 Clerk of Court Expenses Paid by BCC (001)..... 41
 Clerk of Courts 42

Sheriff:

Organizational Chart..... 43
 Summary of Sheriff's Agency..... 44
 Law Enforcement (040) 46
 Law Enforcement Exp. Paid by BCC (001) 48
 Detention and Corrections (040) 49
 Bailiffs (040) 50
 Sheriff's Grants (115) 51
 911 Wireless Emergency Phone (189) 52
 911 Emergency Phone System (199)..... 53
 Confiscated Property Trust (602) 54
 Second Dollar Training (608) 55
 Crime Prevention (603)..... 56
 Emergency Phone System (611)..... 57
 Sheriff (040) 58

Tax Collector:

Organizational Chart..... 59
 Tax Collector Summary 60
 Tax Collector (070)..... 61
 Tax Collector Expenses Paid by BCC (001) 62
 Tax Collector Excess Fee Distribution (070) 63

Administrative Services:

Organizational Chart..... 1
 Division Description..... 2
 Division Summary 3
 Administration Summary..... 4
 Administration (001) 6
 Grants Acquisition Summary..... 7
 Grants Acquisition (001) 8
 Driver Education Grant Program Summary..... 9
 Driver Education Grant Program (173) 10
 Fleet Management Dept. Summary..... 11

**Collier County Government
Fiscal Year 2009 Adopted Budget**

Administrative Services (cont.):

Fleet Management Administration (521).....	12
Facilities Management Dept. Summary.....	14
Facilities Management (001).....	15
Facilities Mgmt. Real Property	17
Facilities Mgmt. Real Property (001)	18
GAC Land Trust (806).....	20
Americans with Disabilities Act (190).....	21
Conservation Collier (174).....	22
Human Resources Department Summary	24
Human Resources (001).....	25
Information Technology Dept. Summary	26
Information Technology (001).....	28
800 MHz Radio System Fund.....	30
Purchasing Department Summary	31
Purchasing (001).....	32
Risk Management Dept. Summary.....	34
Risk Management (516-518).....	35

Airport Authority:

Organizational Chart	1
Division Description.....	2
Division Summary	3
Administration (495).....	5
Immokalee Regional Airport (495).....	7
Everglades Airport (495).....	9
Marco Island Executive Airport (495).....	11
Reserves, Interest & Transfers (495).....	13

Community Dev. & Env. Services:

Organizational Chart	1
Division Description.....	2
Division Summary	3
Division Administration Summary.....	5
Division Administration (131)	6
FEMA Flood Insurance Maps (111).....	8
Administration – Support (113)	9
Financial Administration & Housing	
Economic Development (001).....	11
Impact Fee Deferral Program (002).....	12
Comp. Planning Services Summary.....	13
SW Fla. Regional Planning Council (001).....	14
Comprehensive Planning (111).....	15
Zoning & Land Dev. Review Summary.....	19
Zoning & Land Dev. Review (111).....	20
Zoning & Land Dev. Review (131).....	21
Environmental Services Summary	23
Environmental Services (131).....	24
Environmental Services (111).....	25
Building Review & Permitting Summary	27
Building Review & Permitting (113).....	28
Code Enforcement Summary.....	30
Code Enforcement (111).....	31
Division Operations Summary.....	34
Addressing, Switchboard & Records	
Management (113).....	36
GIS/CAD Mapping Section (131)	38

Community Dev. & Env. Services (cont.)

Franchise Administration (111)	39
Utility Regulation Element (669).....	41
Engineering Services Summary	43
Engineering Services (131).....	44
Watershed Management Plan (001).....	46
PUD Monitoring (131).....	47
Comm. Development Reserves & Transfers.....	49
Community Development (113).....	50
Developer Service Fund (131)	51

Court Related Agencies:

Organizational Chart.....	1
Division Description.....	2
Division Summary	3
Court Administration Summary	5
Court Operations (681).....	6
Court Related Costs (681).....	8
Parole & Probation (681)	9
Court Administration Fund 681 Overview	10
Court Innovations (192).....	11
Teen Court (171).....	13
Drug Abuse Trust (616)	15
Law Library (640)	16
Reserves & Transfers (681).....	17
Circuit & County Court Judges Summary	18
Circuit Court Judges (001).....	19
County Court Judges (001).....	20
Public Defender Summary.....	21
Public Defender (001).....	22
State Attorney Summary.....	23
State Attorney's Office (001).....	24
Juvenile Assessment Ctr. Summary.....	25
Juvenile Assessment Center (175).....	26
Guardian Ad Litem Program	27
Court Maintenance Fee (181)	28
Court Related Technology	29
Court IT Fee (178).....	30

Management Offices:

Organization Chart	1
Division Description.....	2
Division Summary	3
County Manager Summary	5
County Manager (001).....	6
Board Related Costs Summary.....	7
Board Related Costs (001)	8
Management and Budget Summary	9
Management and Budget (001).....	10
Tourism Summary	11
TDC-Category C-Museum (193)	12
TDC-Category B-Disaster Recovery (194).....	13
TDC Disaster Recovery (196).....	15
Tourism Promotion (184)	16
Communication & Customer	
Relations Summary	18

Collier County Government
Fiscal Year 2009 Adopted Budget

Management Offices (Cont.):

Communication & Customer Relations (111).....	19
Emergency Management Summary	21
Emergency Management (001).....	22
Emergency Measures Reserve (003).....	24
Miscellaneous Grants Summary	25
Miscellaneous Grants (118).....	26
Division of Forestry Services Summary.....	27
Division of Forestry Services (111).....	28
Medical Examiner Summary.....	29
Medical Examiner (001).....	30
Emergency Medical Services Summary	31
Emergency Medical Services (490).....	32
Helicopter Operations (001).....	35
EMS Trust Fund (491).....	36
Pelican Bay Services Summary	38
Water Management (109).....	39
Community Beautification (109)	40
Reserves and Transfers	41
Street Lighting (778).....	42
Collier County Fire Control Summary	44
Collier County Fire Control (148).....	45
Isles of Capri Fire Control Summary.....	47
Isles of Capri Municipal Fire (144).....	48
Ochopee Fire Control Summary.....	50
Ochopee Fire Control District (146).....	51
Goodland/Horr's Island Fire Control Summary	53
Goodland/Horr's Island Fire Dist. (149)	54

Public Services:

Organizational Chart	1
Division Description.....	2
Division Summary	4
Administration Summary.....	6
Administration (001)	7
Collier County Extension, Education and Training Center Summary.....	8
Collier County Extension, Education and Training Center (001)	9
Miscellaneous Grants (116).....	11
University Extension Trust Fund (604).....	12
Domestic Animal Services Summary.....	13
Domestic Animal Services (001)	14
Domestic Animal Services - Neuter/Spay Trust (610)	16
Domestic Animal Services Donations (180).....	17
Human Services Summary	18
Social Services (001).....	20
David Lawrence Center, Inc. (001).....	22
Retired & Senior Vol. Prog. (RSVP) (116)	23
Services for Seniors Program (123)	25
Adoption Awareness Vehicle Tags (170).....	27
Community Development Block Grant (121).....	28
State Housing Incentives Part SHIP (191)	31
Operational Support and Housing (111)	33

Public Services (Cont.):

Library Summary.....	34
Library (001)	35
Library Grant Fund (129)	39
Library Trust Fund (612)	40
Museum Summary	41
Museum (198).....	42
Parks & Recreation Summary.....	44
County Park Facilities (001).....	46
Parks & Recreation (111).....	50
Golden Gate Community Center (130)	54
Food Service Grant (119)	57
Public Health Department Summary	58
Public Health Department (001)	59
Veterans Services Summary.....	62
Veterans Services (001)	63
Coastal Zone Management.....	64
Coastal Zone Management (111).....	65
Natural Resources Grants (117).....	67

Public Utilities:

Organizational Chart.....	1
Division Description.....	2
Division Summary	4
County Water/Sewer District.....	6
Administration (408)	8
Financial Operations (408).....	9
Engineering Operating Dept. (408).....	13
Wastewater Department (408)	15
Water Department (408)	21
Public Utilities Operations Center.....	23
Reserves, Interest and Transfers (408)	25
Goodland Water District (441).....	26
Solid Waste Summary	29
Solid Waste Disposal (470).....	30
Solid Waste-Landfill Closure (471)	33
Solid Waste Disposal Grants (472).....	34
Mandatory Trash Collection (473)	35
Water Pollution Control.....	37
Water Pollution Control (114).....	38

Transportation:

Organization Chart	1
Division Description.....	2
Division Summary	3
Division Administration Summary.....	5
Division Administration (101)	6
Engineering Summary	8
Engineering Design (101)	9
Alternative Transp. Modes Summary.....	10
Alternative Transportation Modes (101).....	11
Transportation Disadvantaged (427)	12
Collier Area Transit (426).....	14
Landscape Operations (111).....	16
Landscape Operations (112).....	18
Transportation Improvement Districts.....	20
Pine Ridge Industrial Park (132)(142).....	22
Victoria Park Drainage (134).....	23

**Collier County Government
Fiscal Year 2009 Adopted Budget**

Transportation (Cont.):

Naples Park FPL MSTD (135)	25
Golden Gate Beautification (136)(153)	26
Naples Park Drainage (139)	28
Pine Ridge Industrial Park Maint. (140)	29
Naples Production Park Maint. (141)	30
Vanderbilt Beach MSTU (143)	31
Radio Road Beautification (150)(158)	33
Sabal Palm Road Extension (151)	35
Lely Golf Estates Beautification (152)	36
Hawksridge Pumping System (154)	38
Forest Lakes Rdwy. & Drainage (155)(159)	39
Immokalee Beautification MSTU (156)(162)41	41
Bayshore Beautification MSTU (160)(163)	43
Haldeman Creek MSTU (164)	45
Rock Road MSTU (165)	46
Traffic Operations Summary	47
Traffic Operations (101)	48
Street Lighting District (760)	50
Transportation Maintenance Summary	51
Maintenance Road & Bridge (101)	52
Maintenance FDOT (101)	54
Aquatic Plant Control (101)	56
Right-of Way Permitting & Inspections (101)	57
Maint. Operations Road & Bridge (111)	58
Transportation Planning Summary	60
Transportation Planning (101)	61
Transportation PUD Monitoring (101)	62
Concurrency Management (101)	63
Transportation Development Review (101)	64
Federal Planning Grants (128)	65
Reserves & Transfers	66

Debt Service:

Debt Service Summary Description	1
Impact of Bonding on Operations	3
Summary of Long-term Obligations	6
Descriptions of Bond Issues/Notes Payable	7
Summary of Requirements to Maturity	12
Debt Service Summary	16
2002 Capital Improvements Revenue Bonds (210)	20
2003 and 2005 Gas Tax Revenue Bonds	21
1994 and 2003 Capital Improvement Revenue Refunding Bonds (215)	22
2005 Capital Improvement Revenue Refunding Bonds (216)	23
Caribbean Gardens General Obligation Debt Service (220)	24
Naples Park Drainage Debt Service (226)	25
Pine Ridge/Naples Production Park Debt (232)	26
Series 2005A Limited General Obligation Bonds (272)	27
Commercial Paper Debt (299)	28
General Governmental Debt	29
Wachovia Line of Credit (287)	30

Transportation (Cont.):

Forest Lakes Limited General Obligation Bonds (259)	31
--	----

Capital Improvement Program:

Capital Organizational Chart	1
Capital Improvement Program Introduction	2
Major Capital Project Descriptions by Fund	14
Capital Improvement Summary	22
Conservation Collier (172)	26
Court Maintenance Fee (181)	28
TDC Park Benches (183)	29
TDC Beach Capital (195)	32
Admin Services Capital Projects (301)	35
Constitutional Officers Projects (301)	37
Office of the County Mgr. Projects (301)	38
Public Services Projects (301)	39
Transportation Capital Projects (301)	40
Parks & Recreation Projects (306)	41
Library Capital Project (307)	45
CDES Capital (310)	46
Transportation Engineering (312)	48
Road Construction Gas Tax (313)	49
Museum Capital Projects (314)	52
Clam Bay Restoration (320)	53
Pelican Bay Irrigation & Landscape (322)	54
Stormwater Operating Capital (324)	55
Stormwater Management Capital (325)	57
Road Impact Fee Dist. 1 North Naples (331)	59
Road Impact Fee Dist. 2 East Naples & Golden Gate City (333)	60
Road Impact Fee Dist. 3 City of Naples(334)	61
Road Impact Fee Dist. 4 Marco Island & South County (336)	62
Road Impact Fee Dist. 6 Golden Gate Estates (338)	63
Road Impact Fee Dist. 5 Immokalee (339)	64
Road Impact Fee Dist. 10 Rural (340)	65
Road Assessment Receivable (341)	66
Regional Park Unincorp. (345)	67
Community & Park Impact Fee (346)	68
EMS Impact Fee (350)	70
EMS Capital (351)	71
Library Impact Fee (355)	72
Immokalee Community Park Impact (365)	73
Naples & Urban Park Impact Fee (368)	74
Ochopee Fire Control Impact Fee (372)	75
Isle of Capri Fire Impact Fee (373)	76
Correctional Facilities Impact Fee (381)	77
Law Enforcement Impact Fee (385)	78
General Government Bldg Impact Fee (390)	79
County Water/Sewer Spec. Assess.(409)	80
County Water/Sewer Debt Service (410)	81
Water Development Capital (411)	83
Water Capital Projects (412)	85
Wastewater Development Capital (413)	88
Wastewater Capital Projects (414)	90

**Collier County Government
Fiscal Year 2009 Adopted Budget**

Capital Improvement Program (cont):

Wastewater Capital Funded by 2006	
Bond (415).....	93
Solid Waste Capital (474).....	94
Airport Authority Capital (496).....	95
Airport Authority Capital Loan (497).....	97
Freedom Memorial (620).....	98
Countryside Privacy Wall (630).....	99
Collier County 5 Year Capital Improvement Program FY09 – FY13.....	100

Budget by Fund:

Funds 001-781.....	1-80
--------------------	------

Appendix:

Budget Glossary.....	2
Acronyms.....	7
Miscellaneous Statistical Data	10

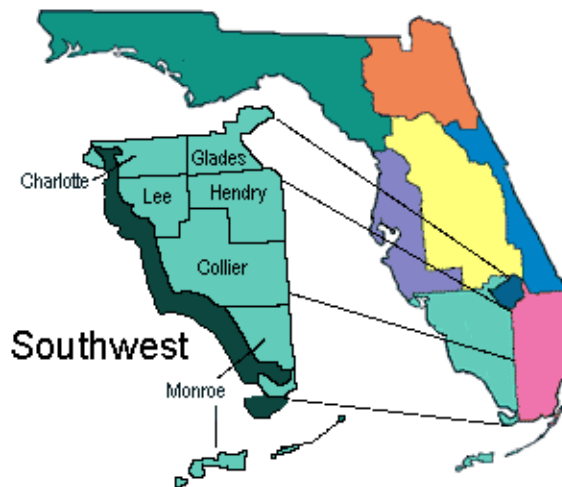
FY 2009 Adopted Budget – Summary
Table of Contents

Economic Overview.....	2
Budget Process.....	9
Budget Policy for FY 08-09 with 3-year Projected Millage Rates	15
Specific Budget Policies for FY 08-09	16
Budget Review	21
Budget Amendment Process.....	22
Basis of Accounting and Budgeting.....	22
Fund Structure and Description of Funds Subject to Appropriation.....	23
Changes in Fund Balance	31
Summary of Budgeted Revenues, Expenditures and Changes in Fund Balance by Fund Type and Functional Activity Area.....	39
Major Areas of Spending.....	42
Revenues	47
Property Taxes	48
Other Major Funding Sources	54
State Shared Revenues	55
Collier County Gas Tax Revenue.....	56
Collier County Impact Fees	60
Tourist Development Tax Revenue.....	65
Service Charges/Enterprises Fund Revenues	66
Employment Summary	70
Changes in Service FY 08Adopted Budget to FY 08Forecast.....	73
Changes in Service FY 08Adopted Budget to FY 09Adopted Budget.....	73
Employees to Permanent Population	75
Collier County Revenue History	77
Collier County Expense History.....	78
Property Tax Rates	79
Property Tax Dollars.....	80
Taxable Property Values	81
Budget Summary FY 09.....	82
Position Count Summary FY 09	83
Summary of Budget by Fund.....	84

Economic Overview

History

In 1922, Barron Gift Collier purchased 2,025.5 square miles of land on the southwest coast of Florida, an area that is larger than the states of Delaware and Rhode Island, to create the largest county in Florida. This area became what is known today as Collier County. Barron Collier recognized the need for the infrastructure to bring about the economic development to the region. At a cost of more than one million dollars, he funded the construction of the Tamiami Trail connecting Tampa and Naples to Miami. This road was completed in 1928. Shortly afterward, train service came to Naples, and with it, another vital link to economic development. The following map depicts the location of Collier County both in Southwest Florida as well as in the State of Florida.



Demographics

Collier County is a non-chartered county established under the constitution and the laws of the State of Florida. Collier County has experienced tremendous growth in population over the past few decades. The permanent population has increased from approximately 38,000 residents in 1970 and, according to the University of Florida's Bureau of Economic and Business Research, the FY 2009 population estimate is 350,495. Between FY 2000 and FY 2009, the population growth rate was 35.9%. The County is expected to sustain an annual growth rate of at least 2.2% over the course of the next two decades.

Collier County continues to be a favorite tourist destination during the winter months between November and April when the population rises by an estimated one-third. The estimate of the seasonal population for FY 2009 is 420,593 and it is estimated that seasonal population will increase to 551,891 by the year 2020.

The 2000 U.S. Census reported Collier County's median age to be 44.1 years compared to the Florida median of 38.7 years. During 2008, median family income was \$69,200, the highest in the State of Florida. According to the U.S. Department of Housing and Urban Development, this ranks the Naples-Marco Island metropolitan statistical areas (MSA) 44th among the nation's 364 Metropolitan Areas. According to the U.S. Bureau of Labor Statistics, the 2008 County unemployment rate was 8.0% versus a rate of 5.0% the previous year. The December 2008 statewide and national average unemployment rates are 7.3% and 7.2% respectively.

Economic Conditions

Collier County has made impressive economic strides since the completion of the Tamiami Trail in 1928. The State of Florida certified Collier County as a 'Blue Chip Community' in 1985. This means that the County met state requirements in important areas of economic development including the creation of plans for growth management and comprehensive land use. In December 1996, the communities of Immokalee and Everglades City were designated as Enterprise Zones. The Enterprise Zone Program offers tax incentives to businesses located within the zones to encourage private investment as well as increase employment opportunities for the area's residents. Additionally, the industrial park at the Immokalee Regional Airport was designated as a Foreign Trade Zone, which allows companies to import raw materials, manufacture their products and export them duty free. In September 1997, the Immokalee community was designated as a Foreign Investment Zone, which reduces the minimum amount of investment and number of employees in order for owners of foreign companies to apply for permanent United States residency.

Diversification of the local economy is an important step toward protecting and ensuring the economic viability of this community. The FY 09 budget includes \$270,300 for economic development incentive programs and will be combined with \$400,000 in private funding generated through the Economic Development Council of Collier County, Inc. and \$50,000 from the Florida Qualified Target Industries program. These programs will utilize the incentives offered by the Enterprise Zones and the Foreign Investment Zone as well as the Expedited Permitting program.

A manufacturing incubator facility at the Immokalee Regional Airport Industrial Park II was completed in FY 02 and provides low cost manufacturing facilities, infrastructure and services so that new and emerging businesses can have a higher success rate at launching new products. This year the Airport Authority will continue to team with Community Development and Environmental Services to market this facility. In FY04 the Customs building was completed and it will allow the Immokalee Airport to process incoming and outgoing foreign freight for any other new businesses that are acquired at the facility.

The major industries within Collier County are trade, transportation & utilities, leisure & hospitality, professional & business services, natural resources, mining & construction, education & health services, government, financial activities, manufacturing, and information. All sectors have achieved substantial growth since the early '70's. The Milken Institute annually does a study that ranks the largest 200 U.S. metropolitan areas based on their economic performance and their ability to create, as well as keep, the greatest number of jobs in the nation. The Naples-Marco Island MSA now ranks 83rd on the 200 Best Performing Cities, down from 6th a year ago but still continues to show a strong record of growth among all metros in both wages and salaries and job growth over the past five years by scoring 13th and 3rd respectively in those two categories.

Historically, employment within the County has varied significantly throughout the year due to the large influx of tourists and seasonal residents during the winter months (projected to be approximately 420,593 in FY 2009) coupled with seasonality in the agriculture industry.

The following table identifies the top twenty-five major employers in Collier County based upon data provided by the Collier County Economic Development Council.

**Collier County Government
Fiscal Year 2009 Adopted Budget**

The following table identifies the top twenty-five major employers in Collier County based upon data provided by the Collier County Economic Development Council.

<u>Top Twenty-Five Major Employers</u>			
<u>Company Name</u>	<u>Employees</u>	<u>Company Name</u>	<u>Employees</u>
NCH Healthcare System	5,000	Southwest Florida Farms	700
Collier County School District	4,728	Department of Corrections	678
Publix Supermarket, Inc.	3,246	Coldwell Banker/Century 21	595
Marriott	2,328	Manor Care Health SVC	560
Board of County Commissioners	1,987	Radisson Hotels	552
Walmart	1,715	McDonald's	529
Collier County Sheriff's Office	1,029	Bentley Village Laundry and Housekeeping	500
Winn Dixie Stores, Inc.	1,014	Moorings, Inc.	500
Home Depot	1,012	Bentley Village Health Club	470
Gargiulo, Inc.	800	Chateau at Moorings Park	469
Pacific Tomato Growers	800	Hilton Hotels	457
Downing-Frye Realty, Inc.	700	U.S. Post Office	450
Naples Grande Resort	700		

Source: InfoUSA, 2008 and Economic Development Council of Collier County

During FY 08, the trade, transportation and utilities industry employed an average of 23,400 people with the retail trade industry making up most of that total. The average number of people employed in the retail trade industry is over nineteen thousand. Growth in retail shopping continues to show increases due to low interest rates, low inflation, and the tourist and permanent population increases. These factors all aid in the continuing development of Collier County and Southwest Florida. The consumer trade industry provides 18.3% of wage and salary jobs in the County. Industry workers experienced average annual earnings of slightly over \$29,000.

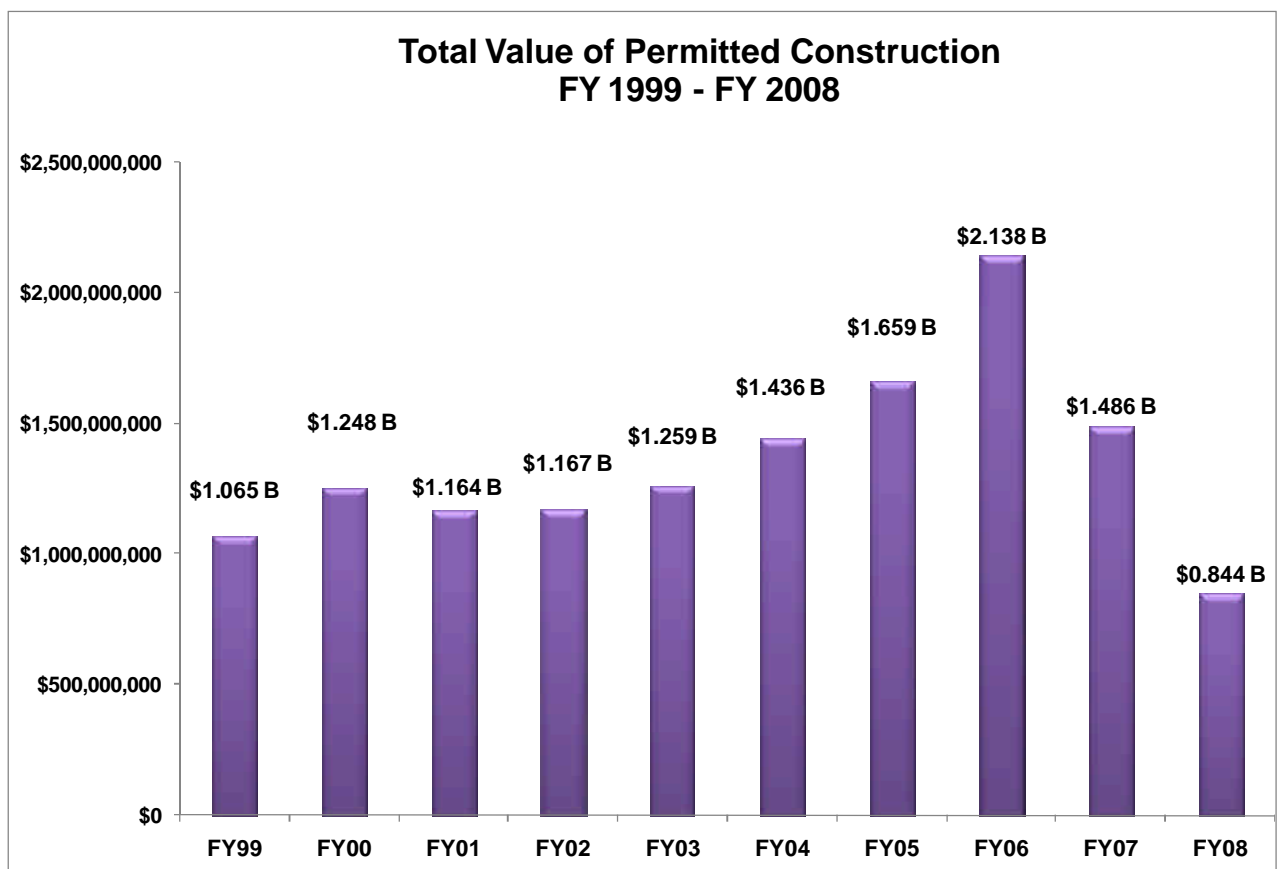
The leisure and hospitality sector employed an average of 22,800 people who have an average wage of over \$29,000. This represents 17.9% of the jobs in Collier County. Collier County did not incur much damage during the past hurricane season although the slowing economy inflicted almost as much pain on the leisure and hospitality industry as a hurricane could have. It is expected that growth will be somewhat slower than what has occurred in recent years but will happen as the economy hopefully improves.

Professional and business services accounted for about 22,100 jobs in Collier County in FY 08. These positions typically encompass such jobs as professional, scientific and technical services, management of companies and enterprises, administration and support, and remediation services. The average salary for these positions was over \$56,000.

Natural Resources, Mining & Construction produced approximately 16,700 jobs in Collier County during FY 08. Collier County is one of the highest producing agricultural counties in the United States. Natural resources and mining remained steady in available jobs during FY 08 with approximately 5,800 total employees. Farming activities are located 40 miles inland and surround the community of Immokalee. Major crops include tomatoes, peppers, cucumbers and melons as well as the recently developed citrus business. Beef cattle are also a significant farming commodity. Included in the natural resources sector are

landscaping services, forestry, farm services and commercial fishing. The natural resources industry employs over 4% of the wage and salary work force with just under \$20,000 in average annual wages. During FY 08, employment decreased in the construction industry as the slowing economy decreased the demand for new homes.

Construction firms located in Collier County provided over 18,000 jobs. The construction industry generated almost 5% of all wages earned. Average income in this sector was over \$44,000. Construction employees represent just over 14% of the work force. There were 740 new homes permitted in FY 08 and 1,842 new multifamily units. According to the Meyers Group, the largest source of residential real estate information, the Naples-Marco island MSA is now ranked 40th for housing growth in the entire United States at 3.55 permits per 1,000 people. The following graph shows the total value of construction permitted from FY 1999 through FY 2008.



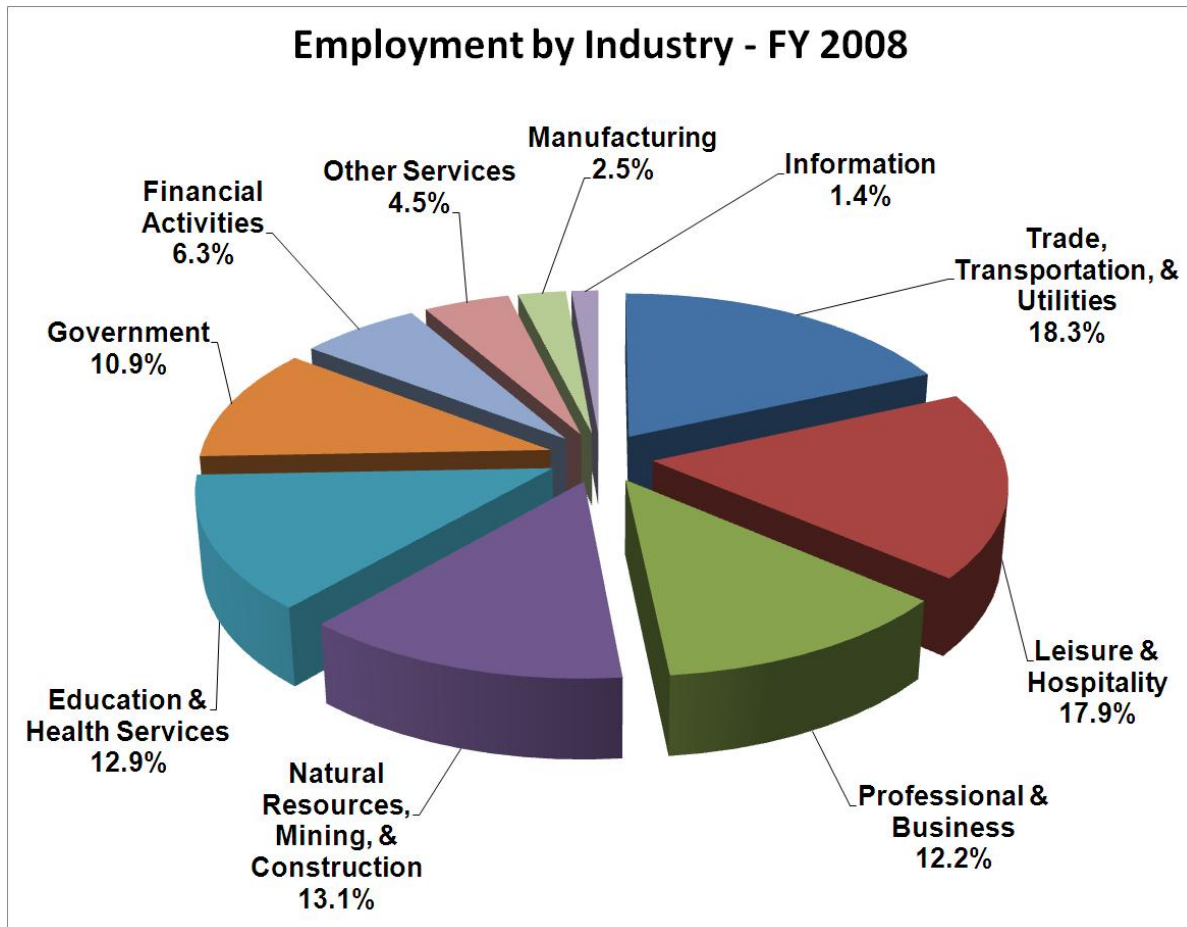
The education and health sector employs 12.9% of the wage and salary work force with annual wages averaging almost \$43,000. The Florida Agency for Workforce Innovation projects from 2008 to 2016 that eleven of Southwest Florida's top twenty fastest growing occupations will be in the education sector industry with an annual growth rate of at least 6.25% or better.

Government is the other major employer in the area and represents 10.9% of total jobs. The Collier County Board of County Commissioners, the Constitutional Officers and local municipal governments employ roughly 5,200 people, and the state and federal government

make up approximately 800 employees. The average annual salary in this profession is around \$50,000.

Financial activities account for 6.3% of the wage and salary work force in Collier County. During FY 08, financial services and real estate provided 8,000 jobs and generated roughly 6% of all wages earned. Average annual earnings were approximately \$71,000.

The remaining 8.4% of the labor force is comprised of industries such as manufacturing, information technology, communications, and other unclassified positions. The following summarizes employment by industry (North American Industry Classification System) in Collier County.



Source: Florida Agency for Workforce Innovation

Economic Issues - FY 09 Budget

The fiscal year 2009 budget includes a number of programs that address the sustained growth that the County is experiencing. The major focus of the Capital Improvement Program in FY 09 will still be road construction, utility water, wastewater, and solid waste improvements, parks and recreation, and various countywide projects.

Major transportation projects accounted for \$236.71 million of the FY 09 budget. Major projects include \$21.1 million for the widening of Davis and Collier Boulevards from the Radio Road intersection through the Davis Boulevard intersection and north on Collier

**Collier County Government
Fiscal Year 2009 Adopted Budget**

Boulevard to the Golden Gate Canal. Another major project, with a cost of \$24.62 million, is the 4-laning of Oil Well Road from Immokalee Road to Everglades Boulevard and Camp Keais to SR 29. The widening of Davis Boulevard, from 4 lanes to 6 lanes, will cost \$10.01 million for Right of Way, construction, and inspections. Lastly, many roadway projects had remaining unspent fund balances of \$147,316.8 million that were carried forward into the FY09 budget.

In FY09, \$7.4 million will be spent on proposed improvements to the Lely Canal, Lely Branch Canal, and Lely-Manor Canal Systems. Additionally, \$8.21 million has been rolled forward to cover the cost of projects such as the Gordon River Water Quality Park, and the Lely Area Stormwater Improvement Project.

The only major water project is for \$1.0 million to upgrade the Variable Frequency Drives at the North Plant. There also were unspent funds of \$22.69 million that were rolled forward into FY09 for projects such as master pump stations, water mains, well, filter replacements, plant expansions, plant repairs, and updating Master plans & studies.

The major projects for the Wastewater Department are \$13.04 million to construct the necessary additional components and upgrades to bring the North County Water Reclamation Facility into future compliance with all laws, codes, ordinances, and regulatory requirements by expanding to 30.6 million gallons per day. Additionally, \$14.01 million of unspent funds have been rolled forward into FY09 for repair-type or growth related construction of lift stations, force mains, irrigation quality system, plant expansions, plant repairs, and upgrading Master plans & studies.

The only projects for Solid Waste are projects that were budgeted in FY08 and were rolled forward into FY09 for \$4.61 million. The largest of these projects was the restoration of Landfill Cells 1 and 2 for \$2.8 million.

The two primary capital projects for the Airport Authority at Marco Island total \$4.03 million for taxiway construction, apron relocation and vehicle parking relocation. Additionally FY08 unspent funds were rolled forward into FY09 for various projects such as land acquisition and runway extension projects at the Immokalee Airport.

A large capital project that will be undertaken in FY09 is the anticipated acquisition of environmentally sensitive land and also land that will be held for green space under Conservation Collier for \$38.06 million. In addition, \$4.68 million in unspent funds was rolled forward to pay for beach related projects.

The Library Capital fund rolled \$5.16 million in unspent funds to pay for projects such as the South Regional Library and growth-related books.

Emergency Medical Services rolled forward \$9.59 million in unspent funds that were originally budgeted to pay for several growth-related EMS stations however, since few new homes are being built, the stations are on hold.

The Law Enforcement Impact Fee fund rolled \$8.01 million in unspent funds to pay for projects such as the Sheriff's Fleet Facility that will be completed in FY09.

The principal Parks capital projects include \$32.22 million of unspent funds that were rolled forward into FY09 for projects such as beach and boat access, Gordon River Greenway park and storm water improvements, Goodland Boat Ramp, Immokalee South Park

Community Center, Manatee Park, Mar-Good renovations, land purchase, and water ski structure and interpretive center.

Countywide, \$2.5 million is budgeted to renovate building F as soon as the Courthouse Annex is completed to make room for several occupants of currently leased space. The Sheriff's Office will replace the outdated records management system that is now in use for \$4.93 million. Additionally, \$58.27 million was rolled forward into FY09 for projects such as telephone upgrades, fiber network construction, courthouse repairs & renovations, the Emergency Services complex, the Courthouse Annex, and the Sheriff's records management system.

In Summary

An excellent financial base, a strong infrastructure, proximity to world-class ports, and low taxes will continue to make Collier County an attractive place to live and work. In 2007, Naples was moved up into Forbe's Magazine's group of 200 larger metros. According to their 2008 annual survey of "Best Places for Business and Careers", the Naples-Marco Island MSA ranked 22nd among the nation's 200 large metros. This was possible due to the 2nd place ranking for job growth and 49th place for educational attainment. When the national economy begins to improve, the pieces are in place for future job growth to remain strong as a result of development and the incentives provided by the Enterprise and Foreign Trade Zones and through the expedited permitting program. Factors that will continue to drive Collier County's growth are Florida Gulf Coast University, Southwest Florida International Airport, Collier County's road-building program, and the development of 200,000 acres on the eastern fringe of Collier County for both Ave Maria University and the town of Ave Maria.

Along with these economic engines are a few other amenities that will continue to help to attract visitors and residents and also fuel Collier County's economy such as the North County Regional Park that boasts a much used water park and is also able to host sanctioned sporting events, the numerous attractions and close proximity to the Everglades, the frequent inclusion of county owned beaches as the best in the U.S. (Barefoot Beach ranked in the Top ten in the U.S. in 2006) by experts such as "Dr. Beach" (Stephen Leatherman – Director of Florida International University's coastal research lab), the two large regional shopping centers located conveniently near I-75, and the expansion of the Waterside Shops in Pelican Bay. The population is still growing, although at a much slower rate than previously and the demand for commercial and residential construction, and consumer goods have slowed correspondingly, as they have in much of the country. Because of these conditions, the Board of County Commissioners and the County Manager are taking proactive steps to balance expenditures with the expected decrease in revenue so that Collier County will be in a better position to take advantage of an anticipated economic recovery in future fiscal years.

Budget Process

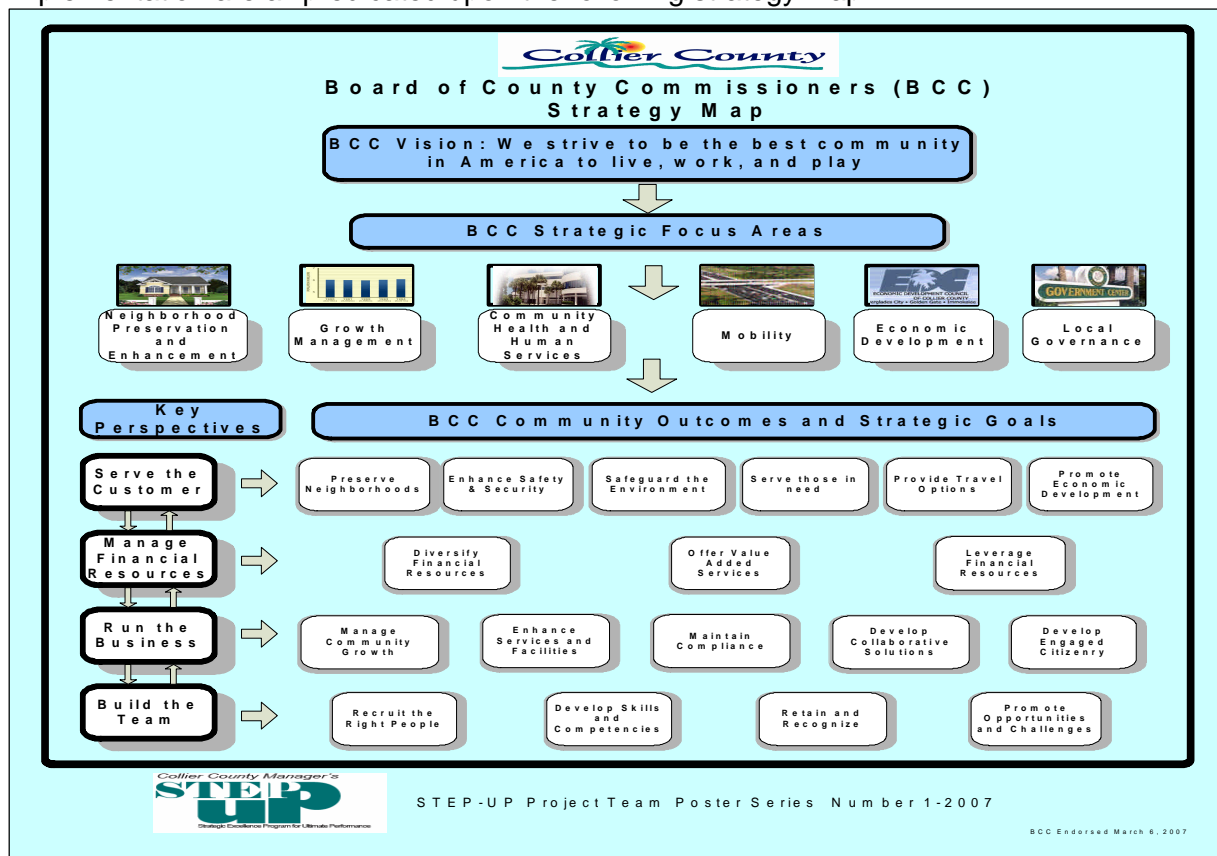
The Collier County annual budget is a plan for the allocation of County resources in the accomplishment of specific programs. The formulation of the budget takes into consideration citizen desires, economic conditions, and policies established by elected officials.

Collier County Strategic Excellence Program for Ultimate Performance (STEP UP)

In the Fall of 2006, the County Manager announced the approval by the Board of County Commissioners (BCC) of a new 10-year Strategic Plan which included the Board's Vision Statement, Mission, Guiding Principles, Motto and six Strategic Focus Areas (SFA's).

Critical to implementation of this new 10-year Strategic Plan is the development of balanced scorecards by Division and the linkage between these strategic scorecards, the County Manager's Annual Action Plan, the budget process and Key Result Areas (KRA's) developed for Senior Management and employees. Each year in late February/early March, the BCC receives a status briefing on the Plan's progress. The BCC then conducts a strategy planning workshop and collectively provides policy direction to the County Manager regarding the Plan's Strategic Focus Areas and his related key goals (the County Manager's Action Plan) for the upcoming fiscal year.

Divisional Balanced Scorecards which provide the building blocks for County Wide Strategic Plan Implementation are all predicated upon the following strategy map.



The following are representative key goals for each of the six respective Strategic Focus Areas excerpted from the County Manager's 2008 action plan. The entire detailed set of goals can be found at www.colliergov.net/strategicplan.

Strategic Focus Area 1. Neighborhood Preservation and Enhancement – To preserve and enhance the safety, quality, value, character, and heritage of our neighborhoods, communities, and region.

- Continue to implement beach and boat access initiatives
- Continue public safety projects such as the new Emergency Services Center and Sheriff's Special Operations Center
- Continue utility projects such as plant and wellfield expansion projects

Strategic Focus Area 2. Growth Management – To responsibly manage community growth, development and redevelopment, while enhancing the natural environment.

- Supervise the revision, re-organization and updating of outdated and obsolete provisions contained within the land development code
- Finalize a long range County plan for infrastructure improvements East of County Road 951

Strategic Focus Area 3. Community Health and Human Services – To improve the quality of life and promote personal self-reliance and independence through improved access to community health care and community health care and human services for those most in need.

Strategic Focus Area 4. Mobility – to provide for the various mobility needs of the community and the region while respecting and enhancing the character of our diverse neighborhoods.

- Supervise the revision, re-organization and updating of outdated and obsolete provisions contained within the land development code
- Finalize a long range County plan for infrastructure improvements East of County Road 951.
- Funding provided for expansion of Collier Area Transit (CAT) bus system.

Strategic Focus Area 5. Economic Development – To help create a business climate that promotes a diversified, growing economy consistent with the established growth management plans and community desires.

- Develop more regional strength at the State Legislative level to develop even more unified positions on issues from the State Capital that affect Southwest Florida
- Continue to implement measures to improve customer service in Community Development and Environmental Services in order to get permits and development review items back to the public within established standards

Strategic Focus Area 6. Local Governance – To sustain public trust and confidence in County government through sound public policy decisions, expert professional management and active citizen participation.

- Ensure that for each key capital project there are clearly established responsibilities, budgets and schedules
- Ensure that systems are in place to respond to the general public in a timely and accurate manner

The process of implementing these and many other key goals contained within the County Manager’s Action Plan begins with the budget to ensure that adequate financial resources are available.

Impact of Other Planning Processes on the Budget

The strategic planning process has a major impact on the development of the operating budget. Major process changes and budgeted projects are geared toward the accomplishment of the six strategic goals outlined above.

Urban Services Study (Eastern Collier County)

A study currently underway will determine the type of infrastructure improvements to be installed east of Collier Boulevard (rural area of the County). The results of this study have major long-term service delivery issues and cost components. Previously, this area of the county housed residents desiring a rural setting without urban service levels. As this area includes the bulk of remaining undeveloped land and less expensive land due to its location, there has been a major influx of new residents that desire urban service levels (access to shopping, parks, and libraries; central water and sewer, paved roads with median beautification and street lights, quick ambulance response times). However, due to lot sizes in this area (typically 2.5 acres) there is much less population density resulting in a proportionately higher cost per unit of service. Policy decisions regarding the appropriate level of service will impact future development in this area.

Citizen Survey

Collier County contracts for a bi-annual telephone survey of 710 residents (142 from each of the five respective Commission districts) to determine satisfaction levels with government services. The survey revealed that residents interviewed in 2007 are generally pleased with services provided by Collier County government. (Note – The survey has margin of error of +/- 4%).

<u>Program Area</u>	2005 – % Agree	2007 – % Agree
Garbage collection and recycling of trash seems to be working well.	93%	94%
Overall appearance of neighborhoods and shopping areas is good.	90%	93%
The sewage system works well in your neighborhood.	81%	78%
Reclaimed water should be a major goal of our water conservation policy.	80%	82%
Storm water drainage works well in your neighborhood.	69%	74%
Roads and highways are well maintained.	67%	69%
The County has done a good job of acquiring and preserving land for recreation, environmental protection, and historic preservation.	58%	59%
Traffic signals keep the cars moving fairly well.	56%	41%
	2005 – % Satisfied	2007 – % Satisfied
Library services.	86%	90%
Parks and recreation facilities.	73%	82%
Emergency ambulance service.	67%	67%

Survey respondents were also asked if they were willing to pay more in property taxes to support various programs offered by Collier County. This is important, as the desire to enhance services does not necessarily reflect a willingness to pay for the improvements. It was interesting to note

**Collier County Government
Fiscal Year 2009 Adopted Budget**

in the following table that road construction remained the only service area for which a majority of respondents was willing to pay increased taxes.

Program Area	2005 – % of Respondents Willing to Pay More in Property Taxes	2007 – % of Respondents Willing to Pay More in Property Taxes
Construction of needed roads, bridges, and sidewalks	71%	57%
More paramedics and ambulances	48%	39%
Expand the existing public bus transportation system.	43%	36%
Acquisition of land for more public beach access and parking.	43%	43%
More landscaping of streets.	35%	22%
More code enforcement inspectors.	34%	27%
More Sheriff's deputies.	29%	29%

Three Year Budget Projection for Principal Ad Valorem Tax Supported Funds

On an annual basis the Office of Management and Budget (OMB) prepares a three-year analysis of the General Fund and the Unincorporated Area General Fund, so that the Board of County Commissioners understands the future financial implications of the budget policies recommended for the upcoming fiscal year. The multi-year budget analysis incorporated into the budget policy document reflected no millage rate increase (millage neutral) in FY 09 and it is likely that this millage neutral position will be continued by the policy leaders going forward into FY10. However, given the decrease in taxable value predicted for the 2009 tax year, the Board of County Commissioners may choose to adjust the millage rate rather than cut certain services.

Annual Update and Inventory Report (AUIR)

Chapter 163, Part II, Florida Statutes required the County to adopt certain Land Development Regulations (LDR's) to implement its Growth Management Plan adopted on January 10, 1989. One of the LDR's requires the County to, "Provide that public facilities and services meet or exceed the standards established in the CIE required by Section 163.3177 and are available when needed for the development..." This Section of Chapter 163, Part II, Florida Statutes is commonly known as the concurrency requirement. Accordingly, on March 21, 1990 the Board adopted the Collier County Adequate Public Facilities Ordinance No. 90.24, which was subsequently repealed and superseded by Ordinance No. 93-82, as amended by Ordinance No. 96-53. The Adequate Public Facilities Ordinance was subsequently codified in Division 3.15 of the Land Development Code (LDC).

Section 3.15.6 of the Land Development Code established a management and monitoring program for public facilities, which provides for an annual determination of concurrency for Category "A" facilities and identification of additional facilities needs. Category "A" facilities are roads, solid waste, drainage, parks, potable water, and sewer. Section 3.15.6.2 of the Land Development Code requires the preparation of an AUIR on Public Facilities for presentation to the Board of County Commissioners. The findings of the AUIR form the basis for the preparation of the Annual Update and Amendment to the Capital Improvement Element and Schedule of Capital Improvements, proposed projects to be included in the next annual budget, the determination of any Area of Significant Influence (ASI) and the review of the issuance of development orders (excluding roads) during the next year. The AUIR provides an update to the ledger baseline for the real-time Transportation Concurrency Management System database. The preparation and

presentation of the AUIR to the BCC meets the requirements of Section 3.15.6 of the Land Development Code for an annual determination of the status of public facilities.

Budget Book Format

The budget document is organized according to functional categories. Department budgets, representing basic operating units, have been grouped and tabbed by operating division or agency. Department budgets are presented programmatically and by appropriation unit.

Program budgets provide a brief description of the program, the relative priority of each program in a department, the number of full time equivalent positions necessary to perform the program, FY 2009 dollars necessary for the program, offsetting revenues generated by each program, and the net cost of each program. The administration/overhead program encompasses the minimum level of service that is mandated by Federal or State law or judicial order and is necessary to protect the health and safety of Collier County residents or necessary to maintain capital asset value for a particular department. Programs above the administration/overhead level approved by the Board of County Commissioners are in priority order and reflect the community's demand for high quality services.

Performance measures including the number of activities (quantitative) and the effectiveness of the actions (qualitative) are included for FY 2007, forecast for FY 2008, and budgeted for FY 2009. To improve the performance measure effort, the County has elected to participate in the Florida Benchmarking Consortium (FBC) performance measure program. County staff is an active participant in this statewide initiative. An internal management team is also developing a comprehensive set of organizational metrics in FY 09 that will provide management with leading indicators of departmental performance in key subject areas.

The appropriation unit presentations, i.e. personal services, operating expenses and capital outlay, break out costs in two categories, current and expanded services. Current services reflect the ongoing cost of existing programs. Expanded services include new programs and enhancements to existing services. Budget highlights are incorporated to identify significant changes from FY 2008. The FY 09 Adopted Budget is compared in the "Percent Change" column to the budget adopted by the Board of County Commissioners for FY 08. In order to illustrate projected activity, a forecast of estimated revenues and expenditures for FY 08 is presented. The rationale for projecting FY 2008 activity is to improve carryforward (fund balance) estimates and to reflect the policy/program decisions and budget amendments that occurred throughout the year. Also included is FY 07 actual revenues and expenses that represent one year's history of financial activity.

Budget Calendar

Budget formulation, adoption and execution in Collier County involve the year-round interaction of many people at various levels within the County. The purpose of the process is to identify service needs, develop strategies to meet those needs, and to develop detailed revenue and expenditure estimates to carry out the financial plan. As such, the budget process incorporates the following activities:

**Collier County Government
Fiscal Year 2009 Adopted Budget**

<u>Date</u>	<u>Activity</u>
Mid February	Budget policy, providing broad direction to staff governing the preparation of the FY 09 budget, is adopted by the Board of County Commissioners.
April/May	County Manager's Agency departments submit program and line item requests.
May 1	Supervisor of Elections, Clerk to the Board, Property Appraiser and Sheriff line item budgets submitted.
Mid June	Board of County Commissioners conducts budget workshops to review the proposed FY 09 budget.
July 15	Tentative budget, incorporating workshop changes, is released in accordance with statutory guidelines.
Late July	Proposed millage rates (maximum property tax rates to be levied in FY 2009), approved by the BCC and certified to the Property Appraiser.
August 1	Tax Collector line item budget submitted
August 22	Property Appraiser distributes Notice of Proposed Taxes to all property owners in Collier County.
September 1	Clerk to the Courts line item budget submitted
September 4	First public hearing on FY 09 budget conducted
September 18	Final public hearing on FY 09 budgets conducted. FY 09 millage rates and budget adopted by the BCC.
October 1	New fiscal year begins; implementation of FY 09 adopted budget.

This schedule complies with the requirements set forth in Florida Statutes Chapter 200, "Determination of Millage", and Chapter 129, County Annual Budget.

Annual Budget Development

Staff initiates the budget process by developing a recommended budget policy that includes a multi-year analysis of the General Fund and the Unincorporated Area General Fund, as these funds are the principal County tax supported operating funds. The analysis reflects the estimated impact of the proposed budget policies on the respective budgets and associated millage (tax) rates. The recommended budget policy is then vetted through the Citizen's Productivity Committee, consisting of both active and retired business executives within the community.

The recommended budget policy is then presented to the Board of County Commissioners in February. The Board approves the broad policy guidelines (salary adjustments, limitations on operating budgets and new positions) that govern the development of the budget, which are then incorporated into a budget instruction manual for staff.

Year to date financial information through February (5 months of the County fiscal year) is then uploaded into the budget module. County staff members then develop their respective budget requests for the upcoming fiscal year. Requests are broken down into 2 categories: Current Service and Expanded Service. Current Service is defined as the inflationary cost of providing existing services. Expanded Service requests include enhancements to existing programs and new programs and/or position requests. The Expanded Service column focuses attention on the on-going service requirements necessitated by a burgeoning population. OMB staff then reviews and makes recommended changes to the proposed budget requests, in conjunction with the operating departments. The Constitutional Officers (Supervisor of Elections, Clerk to the Board,

Property Appraiser and Sheriff) submit their respective budget requests by May 1, in accordance with Florida Statutes.

Internal budget reviews are then conducted with the County Manager in May. At this time the County Manager's recommended budget for the upcoming fiscal year is finalized. On June 1, the Property Appraiser provides a preliminary estimate of taxable value for the upcoming fiscal year. This provides taxing authorities with important information for budget planning purposes. Tax supported budgets are then balanced to reflect this information. In June the Board conducts workshops in order to review the tentative budget. The Board makes preliminary policy decisions regarding the proposed budget at this time. On July 1 the Property Appraiser certifies a tax roll for the upcoming fiscal year. The budget is changed based on the updated property valuations. Florida Statutes require the release of the proposed budget by July 15.

In late July all taxing authorities adopt proposed tax rates. These tax rates are the worst-case scenario as tax rates may be maintained or reduced during the public hearings in September. (Note: There are emergency provisions by which the proposed tax rates may be increased, subject to very onerous public notice requirements). The Property Appraiser then assimilates all of the proposed tax rates and generated the Notice of Proposed Taxes. This notice provides the taxpayer with the tax impact (worst case scenario) of the proposed millage rates to be levied by the various governmental units (County, City, School District, etc.) and the updated valuation of each property as established by the Property Appraiser.

Florida Statutes require two advertised public hearings on the budget. The Notice of Proposed Taxes serves as the public notice for the first public hearings held in September. The public is allowed to speak on any topic prior to final adoption of tax rates and budgets. Budget data is then uploaded into the County financial system. The ensuing fiscal year then begins on October 1.

Budget Policy for Fiscal Year 2008/09

Three-Year Budget Projections

A three-year projection of major ad valorem supported funds (General Fund and the Unincorporated Area General Fund MSTD) was conducted prior to recommending FY 09 budget policies.

The following assumptions were used in the analysis:

Expense Assumptions:

- Continuation of funding for all existing programs.
- 4.2% of Personal Services allocated for compensation administration.
- 2.0% decrease in operating expenses and capital outlay.
- 2.5% reserve for contingency in the General Fund.
- 4% attrition will be calculated on FY 09 Regular Salaries and budgeted within each cost center containing ten (10) or more Full Time Equivalent (FTE's) employees.
- Equivalent of 0.3333 mills available annually for capital projects.
- Operating divisions will spend 96% of budgeted funds and 100% of budgeted transfers will be made.
- Growth-related mandates will be funded.
- Equivalent of .1500 mills available for stormwater capital projects.

Revenue Assumptions:

- Forecast ad valorem tax revenue is 96.65% of budgeted amount.
- A 2% increase in ad valorem tax revenues is generated from new construction and a decreased valuation of existing property is projected.
- Flat sales tax revenue.
- Flat state revenue sharing revenue.

Millage Rates

If these assumptions remain constant and the Board of County Commissioners took no action to alter the impact, projected millage rates for the General Fund and the MSTD General Fund, as well as the actual adopted FY 08 millage rates for these respective funds, are identified in the table below:

Fund	FY 08 Adopted Millage Rates	FY 09 Projected Millage Rates*	FY 09 Adopted Millage Rates*	FY 10 Projected Millage Rates*	FY 11 Projected Millage Rates*
General Fund	3.1469	3.2901	3.1469	3.1469	3.1469
MSTD General	0.6912	0.7065	0.6912	0.6912	0.6912

*Projections for FY 2010 and FY 2011 assume the Board of County Commissioners will not raise the millage rates in an environment where current State Property Tax Statutes, potential future property tax legislation as well as referendum results send a clear message that property taxes must be reduced.

Specific Budget Policies for Fiscal Year 2008/09

General Fund Millage Rate

- In FY 09, the General Fund millage rate will be limited to the rolled back rate less the estimated \$8.0 million dollar loss in revenue associated with the additional homestead exemption and the \$25,000 business exemption for tangible personal property.

General Fund Agency Budget Limitations

- The Board adopted a budget policy limiting FY 09 General Fund Agency budgets to no more than the percentage their FY 04 budgets represented of total FY 04 General Fund budget appropriations with a 2% decrease in agency budgets.
- This policy provides that all Agencies share proportionately in any budget reductions resulting from new State tax reform initiatives, reductions in state shared revenue and or any new unfunded mandates.

Provide Comparative Data using FY 08 adopted budget data (cost and employees per capita based on unincorporated area population) by Agency with Budget Submittals for Similar Sized Florida Counties

Recommended counties for comparison purposes include:

- Sarasota County
- Lee County
- Manatee County
- Charlotte County
- Marion County

**Collier County Government
Fiscal Year 2009 Adopted Budget**

The Board can require Constitutional Officers and request Court Agencies to provide this comparative budget data. The following is from Florida Statute 129.021: County officer budget information. Notwithstanding other provisions of law, the budgets of all county officers, as submitted to the board of county commissioners, shall be in sufficient detail and contain such information as the board of county commissioners may require in furtherance of their powers and responsibilities provided in ss.125.01(1)(q) and (r) and (6) and 129.01(2)(b).

Compensation Administration

The philosophy of Collier County Government is to provide a market-based compensation program that meets the following goals:

1. Facilitates the hiring and retention of the most knowledgeable, skilled and experienced employees available.
2. Supports continuous training, professional development and enhanced career mobility.
3. Recognizes and rewards individual and team achievement.

In order to achieve these objectives, a series of changes to the compensation system were implemented in FY 04. Principal changes included the following:

Recognized that motivation factors and expectation vary for employees at different levels in the pay structure and established distinct pay plans that target appropriate reward mechanisms for each level:

- Adjusted salary ranges, especially for hourly employees, to more closely match the appropriate market.
- Slowed the growth of executive level base salaries by changing the way performance awards are paid, (i.e. awarded as one-time lump-sum bonuses rather than incremental increases to base pay).
- Established a market-driven hard salary cap for each position.

Recommendation: Budget 4.2% of budgeted Regular Salaries in FY 08 for compensation administration and future fiscal years as delineated below:

Program Component	FY 06	FY 07	FY 08	FY 09	Future Fiscal Years
Cost of Living	3.90%	4.70%	4.10%	4.20%	Varies annually
Awards Program	1.50%	1.50%	1.50%	0.00%	Varies annually
Pay Plan Maintenance	0.25%	0.25%	0.25%	0.00%	Varies annually
Total	5.65%	6.45%	5.85%	4.2%	Varies annually

Limitations on Expanded Positions to Maximize Organizational Efficiencies

To maximize organizational efficiencies, no new net positions will be proposed within the County Manager's Agency. In addition, continuation of the hiring freeze on select position vacancies will remain in effect.

Limitations on Current Service Discretionary Operating Expenses

All Agency budgets will be submitted at 98% of the FY 2008 adopted budget. This percentage reduction will be shown at the Divisional budget level.

Health Care Program Cost Sharing

Collier County provides a self-funded Group Benefits Plan for health care and prescription drug coverage. Coverage extends to all County employees, with the exception of the Sheriff's Office, which provides its own self-funded plan.

Nationally, as well as in Florida, medical plan costs and the premium dollars required to fund them, continue to increase annually at double-digit levels. The County's medical plan is similarly impacted by these rising costs. However, management and employees continue to work together to hold down the impact of future increases by restructuring benefit levels and initiating further cost shifting measures. In addition, staff continues to negotiate with providers for discounted physician and hospital fees and promote corporate wellness and preventive health care initiatives.

Management achieved the long-term goal of an 80% (employer)/20% (employee) cost sharing arrangement for medical plan costs in FY 06.

Stormwater Management Capital Funding

The Board adopted a policy with funding equivalent to 0.1500 mills annually. The purpose of this dedicated funding source is to address long-standing capital project needs in the Stormwater program area, as well as to identify to grantor agencies that Collier County has a dedicated funding source to provide local matching requirements to available grants.

Reserves

A reserve for contingency is typically budgeted in all operating funds, with the exception of the Constitutional Officer funds. Reserves for the Constitutional Officer funds shall be appropriated within the County General Fund. The reserve for contingencies in the General Fund will be 2.5%.

Attrition

For a number of years, Collier County has used an attrition factor ranging between 2%-4%, recognizing that in large organizations there is staff turnover and 100% of budgeted Personal Service expenses will not be expended in a given year. Beginning in FY 09, 4% attrition will be calculated on FY 09 Regular Salaries and budgeted within each cost center containing ten (10) or more Full-Time Equivalent (FTE's) employees. Attrition will no longer be budgeted at the fund level – a departure from previous budgets.

Existing County Operating Budget Policies for FY 09

Financial Management/Financial Budget Development

- OMB staff will prepare annually a three-year projection of General Fund and MSTD General Fund revenues and expenditures to improve financial planning and to understand the long-term impact of FY 09 funding decisions.

- Florida Statutes require the annual adoption of a balanced budget (total budgeted revenues = total budgeted expenses). This definition applies to the overall budget and to individual county funds. Florida Statutes further require that all funds, including estimated fund balance, be appropriated.
- As a general rule, operating revenues within a fund should offset ongoing operating expenses. Exceptions include the EMS Fund and the Airport Authority operating funds, as making these funds self-sufficient would require too large an increase in user fee charges.
- Finally, beginning fund balance may be used to re-establish ongoing reserve requirements dictated by bond covenants (debt service funds), actuarial requirements (self-insurance funds) or county policy (county operating funds). Funding additional one-time capital projects or reducing outstanding Commercial Paper (short-term, variable rate) debt is acceptable means of reducing any excess (above policy guidelines) General Fund balance.

Grant Funded Positions

- Any positions formerly funded with grant funds being recommended for inclusion in a general (non-grant funded) operating budget shall be treated as expanded service requests.

Self-Insurance

- To conduct an actuarial study of the self-insured Workers' Compensation, Property and Casualty, Group Health Insurance programs. Program funding will be at a level that provides 75% certainty that the projections for future year claims and reserve levels will be funded.

Contract Agency Funding

- The Board of County Commissioners will not fund any non-mandated social service agencies.

External Operating and Capital Project Funding Requests

- External operating and capital budget requests should only be considered within the framework of the budget process. Requests for funding received outside the boundaries of the budget process shall be considered in the subsequent year's budget cycle.

Landscape Maintenance

- Recognizing within the Unincorporated Area General Fund MSTD (111) appropriate and dedicated funding source for median beautification maintenance costs.

Revenue Policies

Carryforward

- All funds that are unexpended and unencumbered at the end of the fiscal year will be appropriated as carryforward revenue in the following year.
- In the event that sufficient cash is not available to meet General Fund operating needs, staff will make arrangements to borrow against pooled cash.
- The recommended level of fund balance in the General Fund should be a minimum of 10% of actual general fund expenditures, with a maximum fund balance level of 15%. If

fund balance exceeds the 15% level, the surplus above the 15% level should be used to fund non-recurring costs, as fund balance is a non-recurring revenue source.

Indirect Cost Allocation Plan

- The policy of charging enterprise and special revenue funds for support services provided by General Fund departments will be used again in FY 09. The basis of these charges is a detailed indirect cost allocation plan initially prepared by a consultant in FY 08. This plan is updated by Collier County staff in accordance with OMB Circular guidelines to meet the accounting and budgetary requirements set forth in FY 09.

Maximization of Impact Fees

- Collier County will assess the maximum impact fees allowed by law, as supported by impact fee studies.

Enterprise Fund Payment in Lieu of Taxes

- The Solid Waste Fund and the Collier County Water-Sewer District will contribute a payment in lieu of taxes to the General Fund equal to the prior year General Fund millage rate multiplied by the prior year gross value of property, plant, and equipment.

Recommended Use of Gas Taxes

- Based on the Board's policy decisions relative to the Annual Update and Inventory Report (AUIR) regarding Transportation, all available gas tax revenue will be used to support the Roads Construction Capital Improvement Program. Gas tax revenue shall not be used for roadway maintenance activities.

Debt Administration Policies

Debt Service

- Any capital projects financed by borrowing money shall limit the repayment period to the useful life of the asset.
- Not all capital projects may be funded on a cash basis. The electorate may be asked through referendum to approve the borrowing of funds for the projects and the levy of ad valorem taxes to pay the resulting debt service. The defeat of a referendum on any or all of the projects will result in a lowering of the Level of Service Standard for related facilities.
- The following policy regarding the issuance of debt was adopted in the Growth Management Plan. Collier County will not exceed a maximum ratio of total general government debt service to bondable revenues from current sources of 13%. Whereas Florida Statutes place no limitations on the application of revenues to debt service by local taxing authorities, prudent fiscal management dictates a self-imposed level of restraint. Current bondable revenues are ad valorem taxes and state-shared revenues, specifically gas taxes and the half-cent sales tax. Collier County is currently at 11.9% in terms of total general government debt service to bondable revenues from current sources.
- The net present value savings generated by a proposed refinancing shall be a minimum of 5%. As a general rule, savings generated by refinancing shall be utilized to reduce future debt service payments.

Interim Financing

- Collier County may also borrow funds on an interim basis to fund capital projects. In these cases a repayment source shall be identified and the financing source that has the lowest total cost shall be employed.

Budget Policies Affecting Capital Expenditures and Capital Projects

Ad Valorem Capital Funding

- Continuation of a fixed General Fund millage (0.3333 mills) dedicated to capital projects.

Capital Expenditure and Capital Improvement Program (CIP) Policies

- On an annual basis, the County shall prepare and adopt a five-year Capital Improvement Element (CIE) consistent with the requirements of the Growth Management Plan. The annual budget will include sufficient appropriations to fund capital projects identified in the first year of the CIE.
- Capital projects attributable to growth will be funded, to the extent possible, by impact fees.
- Capital projects identified in the 5 Year CIE will be given priority for funding. The five-year plan for water and wastewater CIE projects will be based on projects included in the adopted master plans.
- Non-CIE capital projects funded by General Fund ad valorem taxes will be reviewed annually on a case-by-case basis. The respective departments during the budget process will identify annual operating expenses associated with capital projects.
- Unlike operating budgets that are administered at the appropriation unit level, capital project budgets will continue to be administered on a total project budget basis. The minimum threshold for projects budgeted in capital funds is \$25,000.
- Capital expenditures are defined as expenditures that result in the acquisition of or additions to fixed assets. Capital assets have a useful life of greater than one year.

Budget Review

Department Directors prepare program and line item budgets based on adopted Board policy. Budget instructions provide details regarding the implementation of the policies such as proposed salary adjustment, internal service charges, etc. The OMB staff analyzes each submission for accuracy, content and compliance with the previously determined priorities and policies.

Each Department Director is provided an opportunity to discuss and defend budget submissions to the County Manager. The County Manager makes the final decision for the recommended budgets presented to the Board of County Commissioners in June.

Budget work sessions with the Board of County Commissioners provide a forum for the discussion and finalization of spending plans, the establishment of proposed millage rates and the finalization of the policy statements. In July, proposed millage rates are adopted based on the tentative spending plan and assessed taxable values provided by the Property Appraiser.

Public hearings are held in September to allow for citizen input. The final budget is adopted at the second hearing following a legal notice summarizing the proposed plan and tax rates.

Budget Amendment Process

The Board of County Commissioners annually adopts the budget by resolution for all funds of the County. Budgetary authority is legally maintained at the fund level. However, the County's computerized financial system imposes budget controls at the appropriation unit levels by department.

Amendments to the adopted budget can occur at any time during the fiscal year through action of the Board or the County Administrator in the following manner:

1. Budget Amendments: Fund revenue and expenditure amounts may be increased or decreased by formal action of the Board following proper public notice as specified in Chapter 129.03 (a) Florida Statute. Amendments to the adopted budgets normally result from either: the desire to recognize anticipated revenue or the unanticipated decrease of anticipated revenue. The purpose of the amendment process is to adjust fund amounts to reflect the level of revenues reasonably anticipated to be received and to balance expenditures to these revenues in accordance with state law and sound financial practices.
2. Certain Budget Amendments in accordance with Chapter 129, F.S., require either a resolution that can be approved by the Board of County Commissioners (BCC) on the consent agenda or a resolution that can be approved by the BCC on the Summary Agenda after an advertised public hearing. To save staff time and significant advertising costs, OMB processes one consent resolution on the following agenda to cover all budget amendments that just needed a resolution on the prior agenda. Monthly, OMB processes a resolution and an advertised public hearing to cover all budget amendments that required an advertised public hearing for budget amendments from the past two agendas.
3. Budget Transfers: Transfers in the amount of \$50,000 or less within the same fund and division that do not affect revenues or reserves may be made administratively through County Manager approval. Transfer requests over \$50,000 or decreases to reserves less than \$25,000 that require individual Board action, but no executive summary (formal staff report) are presented twice monthly in a Budget Amendment report for approval. Transfers requiring an executive summary and Board approval include withdrawals from reserves in excess of \$25,000; increase in a capital project over \$50,000; requests for new positions and/or programs; and appropriating supplemental revenues.

Basis of Accounting and Budgeting

The County's accounting records and budgetary basis for general government operations are maintained on a modified accrual basis, with revenues being recorded when available and measurable and expenditures being recorded when the services or goods are received and the related liabilities are incurred.

Accounting records and the budgetary basis for the County's proprietary funds (enterprise funds such as utilities and solid waste operations, and internal service funds such as fleet management and self-insurance funds) are maintained on a full accrual basis. Not only are expenditures recognized when commitments are made (i.e., through purchase orders) but revenues are also

recognized when available and measurable (i.e., water and sewer fees are recognized as revenue when bills are produced). Depreciation expense is not budgeted; however, expenditures for capital outlays are budgeted. These outlays are capitalized into fixed assets and eliminated from the results of operations in accordance with generally accepted accounting principles (GAAP).

The Comprehensive Annual Financial Report (CAFR) shows the status of the County's finances on a GAAP basis. In most cases this conforms to the way the County prepares its budget. Exceptions are the treatment of depreciation expense (the budget reflects the full purchase price of equipment and capital improvements, but does not reflect depreciation expenses). In addition, expenses for capital improvements in the proprietary funds are depreciated in the CAFR. Compensated absences (accrued but unused sick and vacation leave) are not budgeted, but are reflected in the CAFR as an outstanding liability. The Comprehensive Annual Financial Report shows fund expenditures and revenues on both a GAAP basis and a budget basis for comparison purposes.

Finally, fund balance allocations (residual unappropriated liquid assets resulting from prior years' operations) are budgeted and included as revenue on a budgetary basis but are eliminated on a GAAP basis for financial reporting.

Fund Structure and Description of Funds Subject to Appropriation

Government resources are allocated to, and accounted for, in individual funds based upon the purpose for which they are controlled. All funds are appropriated with the exception of MPO Grants (128), Community Development Block Grant (CDBG) Fund (121) and the State Housing Initiative Partnership (SHIP) Fund (191), as these grants are on the state fiscal year (July 1 – June 30). Funds are appropriated by budget amendment when actual grant awards are known. The purpose and description of the Collier County funds and account groups are as follows:

Governmental Funds

General Fund (001), (011-080) - The General Fund (001) is the largest operating fund of the County. It is used to account for all countywide general government activities and is supported principally by ad valorem taxes. The Constitutional Officer Funds, which are sub-funds of the General Fund, include the Clerk of Courts (011), Sheriff (040), Property Appraiser (060), Tax Collector (070), and Supervisor of Elections (080).

Impact Fee Deferral Program (002) – Provides funding to reimburse the water and sewer impact fee funds for impact fees waived in support of affordable housing initiatives.

Disaster Response (003) - To lessen the financial impact on operating budgets from the various departments that contribute to a disaster response, the BCC approved an emergency measures account be established and funded to cover the gap in response cost that may not meet the established damage minimums for FEMA reimbursement.

Special Revenue Funds are used to account for the proceeds of specific revenue sources that are for specified purposes or are restricted in use.

Road & Bridge (101) - This fund was established for the maintenance of roads and bridges in Collier County. The principal funding is an operating transfer (subsidy) from the General Fund.

Collier County Government
Fiscal Year 2009 Adopted Budget

Pelican Bay MSTBU (109) - Provides water management and community beautification services to Pelican Bay residents, with principal revenue from assessments.

Pelican Bay Security (110) – Represents residual cash remaining from a contractual agreement with the Sheriff’s Office to provide extra road patrols within Pelican Bay. Due to a change in policing strategies, the patrols are now provided through the Sheriff’s general operating budget. Upon the transfer of the residual cash remaining, this fund will be closed.

MSTD General Fund (111) - Accounts for municipal type services provided in the unincorporated area of Collier County and is supported primarily by ad valorem taxes. Services provided include planning and zoning, code enforcement, and parks and recreation.

MSTD Landscaping Projects (112) – Accounts for construction of landscaped medians in the unincorporated area of Collier County, supported by an operating transfer (subsidy) from the Unincorporated Area General Fund.

Community Development (113) - Accounts for costs of community development administration, financial management, operations oversight, building permit processing, building inspections and contractor licensing. This fund is self-supporting through building permit revenue.

Water Pollution Control (114) - This fund was established by voter referendum, with a maximum authorized millage rate of 0.1000 mill levied countywide. Services provided include ground water and surface water monitoring, pollution complaint investigation, laboratory analysis, and wastewater and sludge management.

Grant Funds (115 - 129) - The County administers a number of grant funds. These include Sheriff’s grants such as local law enforcement and victims assistance, Collier County Extension Service grants, a Retired Senior Volunteers grant, a Natural Resources artificial reef grant, Emergency Management grants, a Parks summer food program grant, Services for Seniors grants, Community Development Block Grant (CDBG), and Metropolitan Planning Organization (MPO) grants to perform long-range transportation planning and Library grants.

Golden Gate Community Center (130) - MSTU created to fund the construction and on-going operations of a community center building. The primary funding source is ad valorem taxes generated within the MSTU.

Planning Services (131) – Accounts for costs of community development administration, engineering inspections, environmental permitting, and various planning functions. Services provided are Planning, Financial Administration, Environmental Review, and Engineering. Revenue is generated from development fees.

Median Beautification Districts (152), (153), (158), (162), (163) - Provides for maintenance of medians in Lely Golf Estates, on Golden Gate Parkway, on Radio Road, in Immokalee, and on Bayshore Drive. The principal revenue source is ad valorem taxes, which vary by district according to service standards established by separate citizen advisory committees.

Pelican Bay Uninsured Assets (133) - Provides reserve funding for the restoration of Pelican Bay landscaping improvements in the event of a natural disaster. Initial funding was a transfer from Pelican Bay Fund (109).

Improvement Districts: (134), (139-143), (143), (151), (154), (159) - Property owners in specifically defined areas have petitioned the BCC to create a special taxing district. Services

provided in these MSTU's include roadway and drainage improvements, storm water drainage, and maintenance of drainage improvements within industrial parks.

Naples Park FPL MSTD (135) – This taxing district was created to fund expenses associated with burying electrical transmission lines within the MSTD boundaries. Upon repayment of County advanced funds, the fund will be closed.

Fire Districts (144 - 149) - The four fire district funds are MSTU's supported by ad valorem taxes. Service is provided to the residents of the Isles of Capri, Ochopee, Goodland and Horr's Island. The Collier County Fire Control District provides fire protection to unincorporated area residents located outside the boundaries of existing fire control districts through contractual agreements with local fire departments.

Adoption Awareness Vehicle Tags (170) – Accounts for the County's portion of Choose Life License Plate sales revenue which is distributed to nongovernmental, not-for-profit agencies that provide free counseling and services to pregnant women who are committed to placing their children for adoption.

Teen Court (171) – Provide a diversionary program for first-time juvenile misdemeanor offenders and court education programs for student volunteers.

Conservation Collier (172) – To acquire environmentally sensitive lands through the development and implementation of innovative purchase strategies designed to promote conservation, and restoration of County's natural resources.

Dori Slosberg Driver Education Safety Act Grant Program (173) – Established in FY 04, this fund accounts for the \$3.00 surcharge on all moving and non-moving civil traffic infractions (excluding parking violations) filed in County Court. Proceeds fund driver education programs in both public and non-public high schools.

Conservation Collier Maintenance (174) – To manage and maintain acquired environmentally sensitive lands through the development and implementation of plans/programs designed to protect, conserve, and restore the County's natural resources.

Juvenile Assessment Center (175) – The source of this revenue is an additional court cost of \$65 when a person pleads guilty or no contest or is found guilty of any felony, misdemeanor, or criminal traffic offense in Florida. Twenty-five percent (25%) of this amount is allocated to fund Teen Court Programs and Juvenile Assessment Centers. Each of these juvenile programs has been allocated twelve and a half percent (12.5%) of available revenues.

Court IT Fee (178) – This will account for a portion of dedicated recording fees intended to offset court related technology needs.

Domestic Animal Services Donations (180) – Accounts for donations earmarked for animals requiring longer-term medical care than the DAS Department typically provides, thereby ensuring that these animals have every possible chance to be adopted.

Court Maintenance Fund (181) – Used to fund state court facilities through the imposition of a \$15 surcharge on non-criminal traffic infractions and certain criminal violations specifically enumerated in section 318.17, Florida Statutes.

Collier County Government
Fiscal Year 2009 Adopted Budget

Immokalee Redevelopment (186) – Established in FY 01 to implement the Immokalee component section of the Collier County Community Redevelopment Plan adopted by the Community Redevelopment Agency (CRA).

Bayshore/Gateway Triangle Redevelopment (187) – Established in FY 01 to implement the Bayshore/Gateway Triangle component section of the Collier County Community Redevelopment Plan adopted by the Community Redevelopment Agency (CRA).

800 MHz Fund (188) - Provides funding for operating and maintenance costs of the 800 MHz radio system. Revenue is generated from a \$12.50 surcharge on moving traffic violations.

E-911 Wireless Emergency Phone Service (189) – Revenues are from a surcharge to cellular telephone users that are billed and collected by the wireless providers and remitted to the County. Residual cash in this fund will be used to support costs of this service. Due to a legislative change, future surcharges for both conventional phone service and wireless communications will be combined in a trust fund.

Miscellaneous Florida Statutes (190) - Accounts for handicapped parking violation revenues used to improve handicapped access to government facilities.

State Housing - SHIP (191) - Grant funds used to provide affordable housing strategies such as impact fee waivers and deferrals, housing rehabilitation and down payment/closing cost assistance.

Public Guardianship (192) - Provides guardianship services to indigent, incapacitated adults. Funding is provided by 25% of the \$65 additional court cost fine implemented with Article V.

Tourist Development (183), (184), (193 - 196) – Six tourist development tax funds were established for the following purposes: beach park facilities, tourism marketing, non-county museums, tourism administration, beach renourishment and economic disaster recovery. The tourist tax is 4% and is levied against short-term (6 months or less) rentals that include hotel and motel rooms, condominiums and houses, campgrounds, and other lodgings.

Records Modernization (197) - Established to upgrade and maintain the Official Records System of the Clerk's Office. Document recording fees offset costs.

Museum (198) – Dedicated funding from tourist tax revenues for the operation of the Collier County Museum.

E-911 System (199) - Established to provide for costs associated with the Emergency 911 telephone system. Revenues are from a surcharge to telephone users that are billed and collected by the telephone company and remitted to the County. Residual cash in this fund will be used to support costs of this service. Due to a legislative change, future surcharges for both conventional phone service and wireless communications will be combined in a trust fund.

Lighting Districts (760 - 778) - There are two (2) lighting districts and the principal revenue source within these funds is ad valorem taxes.

Debt Service Funds are used to account for the accumulation of resources for, and the payment of, general long-term debt principal, interest, and related costs. A brief discussion of each bond issue, repayments pledge, and date of final maturity follows.

Capital Improvements Revenue Bonds (210) – This bond issue was for major capital projects. The half-cent sales tax revenues are the pledged repayment source with final maturity in October 2021.

2003 Gas Tax Revenue Bonds (212) - This issue refunded the 2003 gas tax revenue bonds. Revenues pledged include the 5th Cent, 6th Cent, 7th Cent and 9th Cent Gas taxes with final maturity in June 2023.

1992 & 1994 Capital Improvement Revenue Refunding Bonds (215) - These bonds refunded the 1986 sales tax bonds which financed the construction of the Development Services Building and Courthouse Complex improvements, and the purchase of Lely Barefoot Beach. The revenue pledged is the half-cent sales tax, with final maturity in October 2012 and October 2013.

2005 Capital Improvement Revenue Refunding Bonds (216) - These bonds were issued to finance the construction of the North Regional Park, a Fleet Maintenance Facility, the Courthouse Annex building, a parking garage, the Emergency Services Complex, and to refinance outstanding Commercial Paper loans. The revenue pledged is the half-cent sales tax, with final maturity in October 2035.

Caribbean Gardens General Obligation Debt Service (220) – A \$35.9 million Commercial Paper loan was issued to finance the acquisition of the Caribbean Gardens (Naples Zoo) property. The pledge is a dedicated millage not to exceed 0.1500 mills levied countywide. Projected loan retirement is in 2010.

Naples Park Assessment Bonds (226) - This special assessment bond issue, with final maturity in September 2012 was used to finance Naples Park drainage improvements.

Pine Ridge/Naples Production Park Debt (232) - This special assessment bond, with final maturity in October 2013 was used to finance capital improvements within the respective industrial parks.

Forest Lakes General Obligation Debt Service (259) – A general obligation bond was issued to finance stormwater and roadway improvements within the boundaries of this MSTU. The pledge is a dedicated ad valorem millage that when combined with operations will not exceed 4.0000 mills. Final maturity of these bonds is in January 2022.

Series 2005A Limited General Obligation Bonds (272) – These bonds were issued to finance the acquisition of environmentally sensitive lands in Collier County. Final maturity is in January 2013 and the pledge is a dedicated millage not to exceed 0.2500 mills levied countywide.

Wachovia CRA Debt Service (287) – Bayshore/Gateway Triangle Community Redevelopment Agency Taxable Non-Revolving Line of Credit, with final maturity in July 2011, was used for property acquisition within the CRA. Tax increment revenues are pledged for the debt service on this loan.

Commercial Paper (299) - This variable rate debt financed various capital projects including the Golden Gate Estates Library construction and the County beach renourishment project. The repayment source is available non ad valorem revenues.

Capital Project Funds are used to account for financial resources to be used for the acquisition or construction of major capital facilities or improvements.

Facilities Management CIP (301), Parks CIP (306), Library CIP (307), Stormwater Operations (324), Water Management CIP (325) - This series of capital funds accounts for all non-growth related capital projects. The principal funding source in each of these funds is an operating transfer from the General Fund.

Community Development Capital (310) – Accounts for all capital projects in the self-supporting (building permits) Community Development Fund. This includes building expansions and a replacement computerized permitting system.

Road Construction (312, 313) – These are the principal funds utilized in the road capital construction program. The principal revenue source is gas tax revenue.

Clam Bay Restoration (320) - Provides funding via special assessments for restoration of mangroves in the Clam Bay estuary.

Pelican Bay Irrigation (322) - Established to upgrade the existing irrigation system funding through assessments.

Impact Fee Funds: Roads (331-340), Regional Parks (345), Regional and Community Parks (346), EMS (350) Library (355), Immokalee Parks (365), Community Parks (368), Ochopee (372), Isles of Capri (373), Correctional Facilities (381), Law Enforcement (385) and General Government Building Impact Fee (390). - Impact fees are collected on new building construction to pay for growth-related road improvements, regional and community parks, general government facilities, EMS facilities and capital equipment, library construction, fire facilities and capital equipment, law enforcement facilities and capital equipment and correctional facilities and capital equipment. A different fee is paid for each of these purposes. There is a separate fund for each type of impact fee. The districts in which they are collected further segregate funds. Impact fees are expended on projects in the impact fee districts in which they were collected.

Road Assessment Receivable (341) - This fund serves as a revolving loan pool to fund small-scale assessment projects.

EMS Capital (351) - Capital fund accounting for construction of joint EMS/fire facilities with East Naples and North Naples Fire Districts. Independent fire district contributions were from their respective millage (tax) levies.

Proprietary Funds

Enterprise Funds are used to account for operations that are financed and operated in a manner similar to private business enterprise. The intent of the governing body is that all costs of providing goods or services to the general public on a continuing basis be financed or recovered primarily through user charges.

County Water Sewer Operating (408) - Accounts for the day-to-day expenditures of the operating functions of the County's water collection, distribution, and sewer systems. Principal revenues are water and sewer user fees.

Water/Sewer Debt Service (410) - Represents debt service of the Collier County Water and Sewer District. The primary revenues are carryforward, operating transfers, and assessments.

Collier County Government
Fiscal Year 2009 Adopted Budget

Water/Sewer Impact Fees (411), (413) - These two funds account for growth-related water and sewer capital projects. The principal revenue source in each fund is system development charges.

Water and Sewer Capital Projects (409), (412), (414) - These funds account for major water and sewer capital projects that are not supported by system development charges. These may include rehabilitation projects or large system expansions. The principal funding sources are water and sewer operating revenues.

Water/Sewer Bond Proceeds Fund (415) – This is a bond proceeds fund for projects that were directly financed with proceeds from the Series 2006 utility system revenue bond. This provides a clear accounting record of the expenditure of bond proceeds and associated arbitrage calculations.

Collier Area Transit (426) - Accounts for operations of the transit system providing fixed route public transportation service in Collier County.

Transportation Disadvantaged (427) – Accounts for operations of the transit system providing service to the elderly, handicapped, and economically disadvantaged in Collier County.

Goodland Water/Sewer District (441) - Provides water service to the residents of Goodland.

Solid Waste Disposal (470) - Provides for the collection and disposal of the entire waste stream generated in Collier County. Landfill operations were privatized through a contractual agreement with Waste Management, Inc. The principal revenue source is tipping fees.

Landfill Closure (471) - Provides for the eventual closure of currently active landfill cells and for the perpetual care of closed cells. This fund is currently inactive, as Waste Management has assumed responsibility for cell closure.

Mandatory Collection (473) - Provides for the administration of the Mandatory Garbage Collection Ordinance. There is curbside collection of household waste, yard waste, and recyclables throughout the County. The largest revenue source is mandatory collections fees generated from households receiving the collection service. This fee is now included on the annual tax bills.

Solid Waste Capital Projects (474) – Comprehensive Solid Waste Capital Projects program was initiated in FY 04. Capital projects include; facilities improvements, Material Recovery Facility (MRF) upgrades, collection/ recycling facility upgrades and landfill cell restoration. Primary revenue source is a transfer from Solid Waste Disposal (470), which accounts for landfill fees, transfer station fees, and carry forward revenue.

EMS and EMS Trust (490 - 491) - Accounts for the provision of around the clock advanced life support paramedic service in Collier County. Principal revenue sources include General Fund subsidy and ambulance fees. EMS grants are accounted for in Fund (491).

Airport Authority Operations (495) - Accounts for operations at the Marco Island, Everglades, and Immokalee airports. Principal revenue sources include airport user fees and a subsidy from the General Fund. The long-range goal is to make the airports self-sufficient.

Airport Authority Capital (496-497) - Accounts for capital projects/improvements at the three airport sites. The capital projects are funded initially through loan proceeds, with matching funds

transferred from the General Fund. The loan proceeds are repaid as reimbursement grant revenues are received.

Internal Service Funds are used to account for the provision of goods and services by the County departments providing services to other County operations.

Property & Casualty (516) - Protects the County through the insurance of its property assets. Revenues are derived from premium allocations for automobile, general liability, and property insurance.

Group Health and Life (517) - Accounts for all medical and life insurance claims for county employees.

Workers Compensation (518) - Protects the County's human resource assets through the use of prudent risk financing, claims management, and loss control programs.

Fleet Management (521) - Provides preventative maintenance and repair of all county vehicles and motorized equipment, in addition to fuel service. County staff performs the majority of this work in-house.

Fiduciary Funds

Trust and Agency Funds are used to account for assets held in trust or for individuals, private organizations, other governmental units and/or funds to be used for special purposes.

Confiscated Property (602) - Florida Statutes authorize proceeds from confiscated property to be used for school resource officers, crime prevention, safe neighborhoods, drug abuse education and prevention programs, or other law enforcement purposes.

Crime Prevention (603) - Pursuant to Florida Statute 775.083, a fine can be imposed by the courts to defray the costs of crime prevention programs.

University Extension (604) – Used to account for donations earmarked for programs offered through the University Extension Service.

GAC Land Trust (605) - Funds generated from surplus lot sales in the Golden Gate Estates (deeded to Collier County in a 1983 Avatar Properties settlement agreement and used to fund capital improvements within the Estates.

Law Enforcement (608) - Florida Statutes authorize that two of every three dollars generated from court costs assessed from any fines or other penalties may be used for specialized law enforcement training.

Animal Control Trust (610) - Provides for a neuter/spay program for animals adopted from Domestic Animal Services. A deposit is required for all animals adopted and is applied to the cost of the neuter/spay procedure performed by a local veterinarian.

Combined E-911 Trust (611) – Due to a statutory change, the revenues from surcharges on telephone and wireless phone service will be consolidated into a single fund. Previously, the surcharge revenues from each of the respective telephone services were segregated into individual funds.

Library Trust Fund (612) - Accounts for donations and bequests received from the public for the Collier County Public Library system. Available funds will be used to replace furniture and to purchase office and computer equipment.

Drug Abuse Trust Fund (616) – This fund authorizes the Court to impose an additional assessment (fine) against drug offenders to be disbursed to a qualified drug abuse treatment or addiction program in the County.

Freedom Memorial (620) – This fund is used to account for all donations earmarked specifically for the construction of a Freedom Memorial in Collier County.

Law Library Fund (640) – This fund was established to provide legal materials to the legal community and the general public and is funded by 25% of the \$65 additional court cost fine implemented with Article V.

Legal Aid Society Trust Fund (652) – Supports Legal Aid Society operations through funding from 25% of the \$65 additional court cost fine implemented with Article V.

Office of Utility Regulation Fund (669) - Provides for the regulation of privately owned water, bulk water, and wastewater utilities providing service within the unincorporated areas of Collier County. This regulatory body was approved by the BCC in May 1996. Franchise fees from the regulated utilities are the principal revenue source.

Court Administration Fund (681) - Established to account for county costs associated with the activities of the 20th Judicial Circuit. The revenue for this fund is a transfer from the General Fund, supplemented by probation fees.

Changes in Fund Balance

The following spreadsheet provides the FY 09 budgeted beginning fund balance and, based on budgeted revenues and expenditures, calculates the ending fund balances. These are categorized as undesignated contingency, designated contingency, or undesignated and available for appropriation (“cash flow”). Undesignated contingency fund balance is money that is reserved for special contingencies, such as cash flow, natural disasters, and economic disasters. Designated fund balance is money that is designated for a specific purpose, such as merit bonuses, capital projects, and debt service. Undesignated fund balance remains in general reserves and is available for appropriation throughout the year. The final column then reflects the net increase or decrease in the available fund balance. An additional spreadsheet provides a summary of budgeted revenues, expenditures and changes in fund balance by fund type and activity.

During Collier County's final FY 2009 Public Budget Hearing held on September 18, 2008, the Board of County Commissioners adopted budget resolutions which recognized and appropriated estimated FY 2008 year end unspent balances of approved grant and capital project funds beginning October 1, 2008. In prior years this action took place in the first month of the new budget year, therefore these funds were not previously recorded as beginning fund balance. This change in policy has had a significant effect on stated fund balances. The following narrative highlights the significant changes within each major fund group.

General Fund/Constitutional Officers

The General Fund reflects a projected net decrease in budgeted fund balance of approximately \$27.4 million. A large portion (\$16.2 million) of this projected decrease is an assumption that revenue collections will only be 95% of the budgeted level. State shared revenues have typically exceeded both budgeted and forecast levels and turnback revenue (unspent appropriations are required by Florida law to be returned to the General Fund at the end of the fiscal year) from the Constitutional Officers have also greatly exceeded projections. Therefore, a significant reduction in fund balance will not occur.

Special Revenue Funds

There is a decrease of approximately \$72.6 million in fund balance overall within the Special Revenue funds. Individual funds with a change in projected fund balance of \$500,000 or more are noted below.

Road and Bridge (Fund 101) fund balance is projected to decrease \$2,296,800. After accounting for all operating revenues, this fund is balanced annually with a transfer (operating subsidy) from the General Fund. The reduction in fund balance is the result of a management decision to reduce reserve levels as a means of regulating this operation transfer.

The Unincorporated Area General Fund MSTD (Fund 111) reflects a decrease in fund balance of \$5,622,000. This reflects additional funding earmarked to pave limerock roads in the Golden Gate Estates area, as well as the use of reserves to offset a significant decrease in property tax revenue within the unincorporated area of the County.

Grants (Funds 119-129) reflect decreases in fund balance as a result of the change in policy regarding the appropriation of estimated year end balances.

Planning Services (Fund 131) fund balance is projected to decrease \$589,300. This decrease is anticipated in conjunction with a dramatic decrease in activity within the development industry. However, Florida Statutes require that only 95% of budgeted operating revenues be appropriated, therefore a dramatic decrease in fund balance may not actually take place.

Pine Ridge Industrial Park (Fund 142) is decreasing \$1,597,700 reflecting the use of residual cash to purchase road right-of-way needed to construct an additional access road into the industrial park.

There are several Beautification Districts with significant changes in fund balance. The Vanderbilt Beach MSTU (Fund 143) is decreasing \$3,503,700 to bury overhead power lines as outlined in the MSTU master plan. Golden Gate Beautification MSTU (Fund 153) is decreasing by \$1,099,700 as they expend funds for median improvements within the MSTU boundaries. The Radio Road Beautification MSTU (Fund 158) is decreasing \$691,700 as accumulated funds are budgeted to execute capital projects including curb construction, irrigation improvements, and median improvements. Forest Lakes Roadway & Drainage (Fund 159) is decreasing by \$3,180,700, primarily a reflection of capital expenditures for planned and financed roadway and drainage improvements. There is an additional \$1,000,000 in planned expenditures for lighting improvements within the district. The Immokalee Beautification MSTU (Fund 162) is decreasing by approximately \$1 million as they continue to provide improvements to public areas within the MSTU boundaries. The Bayshore/Avalon Beautification MSTU (Fund 163) is decreasing \$2,029,700 as accumulated funds are budgeted to complete Bayshore Phase II beautification improvements.

Conservation Collier (Fund 172) is decreasing \$11,998,000 reflecting the purchase of environmentally sensitive lands in Collier County, in keeping with the intent of the voter-approved referendum. Conservation Collier Maintenance (Fund 174) is increasing \$2,711,400 reflecting the accumulation of funds for perpetual maintenance of acquired environmentally sensitive properties.

Court Maintenance (Fund 181) reflects a decrease of \$833,100 as funds are expended in relation to repairs to the existing Courthouse building.

The Bayshore/Gateway Triangle Redevelopment District (Fund 187) reflects a decrease of \$2,481,800 resulting from an aggressive increase in operating and capital expenditures in order to provide improvements as well as housing construction within the District.

The State Housing Program (Fund 191) shows a decrease of \$3,272,800 as the result of the change in budget policy regarding the appropriation of estimated year end fund balances. In previous years the budget for this program has been adopted mid-year, as the State fiscal year does not align with the County fiscal year.

Tourism Development - Beach Park Facilities (Fund 183) anticipates a \$6,458,200 decrease, due to a reduction of reserves in favor of funding a variety of beach access capital projects. Tourism Promotion (Fund 184) shows a decrease of \$760,200; this decrease results from a steady level of funding, but increased expenditures for marketing and promotion efforts. Beach Renourishment (Fund 195) shows a decrease of \$991,000 reflecting the movement of prior year capital projects, and associated funds, into the current fiscal year.

E-911 System (Fund 199) shows a decrease in fund balance of \$2,772,600 as funds previously accumulated for the purchase of new E-911 consoles to be placed in the new Emergency Operations Center were expended, in conjunction with the construction of the Center. Similarly, the Wireless Emergency Phone System (Fund 189) expects a decrease of \$2,175,400 as the result of the Emergency Operations Center construction.

Debt Service Funds

Fund balance in the Debt Service funds is projected to decrease by \$1,146,800. This reflects a decrease of \$939,200 in the Caribbean Gardens Debt Service Fund, as it is anticipated that the debt will be paid in full and retired within Fiscal Year 2009.

Additionally, Pine Ridge Industrial Park (Fund 232) shows an increase in projected fund balance of \$667,400. Due to interest earnings, early assessment payments, and residual unspent bond proceeds, there is excess cash in this fund after all outstanding debt is required. Staff is working with property owners to determine additional capital improvements to be made within the industrial park.

Capital Funds

Within the Capital funds, there is a projected decrease in fund balance of \$292,371,500. This is principally (\$274,002,700) a function of the shift in budget policy regarding the appropriation of estimated year end fund balances. Other major changes are highlighted below.

CDES Business Systems Replacement (Fund 310) shows a decrease of approximately \$2.9 million, in part due to changes in budget policy. Other changes are attributed to a \$1.1 million transfer of unspent funding to Community Development (Fund 113) and Planning Services (Fund

131), additionally \$400,000 is budgeted for the completion of the Community Development software upgrade project.

Road Construction (Fund 313) – Decrease in fund balance is primarily (\$100,439,000) a reflection of changes to budget policy; absent of this change, the fund would show an increase of approximately \$1.8 million in anticipation of completing several road projects and placing the unspent funding into reserves for any unexpected change orders.

Changes in fund balance among the Road Impact Districts (Funds 331 – 339) and are similarly impacted by this change in budget policy regarding appropriation of estimated year end fund balances (total impact of \$46.9 million). Additionally, a \$28.5 million decrease in fund balance occurs as the individual districts accrue and eventually expend funds for road or other specific improvements within the respective districts.

Absent of changes attributed to budget policy, a decrease to EMS Impact Fees (350) of \$9.5 million is for the construction of four EMS stations. Similarly, Library Impact Fees (Fund 355) and Government Facility Impact Fees (Fund 390) show decreases as construction contracts were awarded prior to FY09; however, to minimize interest expenses on Commercial Paper loans (remitted monthly), offsetting loan revenue will not be realized until cash is required in FY09 for all three Impact Fee Funds.

Enterprise Funds

Collectively, the Enterprise funds reflect a net decrease in fund balance of \$29,955,700. The County Water/Sewer District operating fund (408) reflects a projected decrease in fund balance of \$15.3 million. This change is the result of budgeting for transfers to Capital Projects (Funds 412 and 414) for capital repairs and maintenance of the water/sewer system. This also explains significant increases to the balance in the corresponding Capital Projects (Funds 412 and 414). The increase in fund balance in the Water/Sewer Debt Service (Fund 410) is for State Revolving Fund (SRF) Loan Agreements and SRF Loan Amendments requiring loan debt service accounts to set up and funded six months prior to each semi-annual loan payment.

Water/Sewer Bond Proceeds (Fund 415) reflects a decrease of \$6.8 million as a large portion of the funds are spent on several Water/Sewer expansion and improvement projects.

The \$4.6 million decrease in the Solid Waste Capital Projects (Fund 474) is the result of the previously mentioned changes to budget policy regarding beginning fund balance.

Collier Area Transit (Fund 426) and the Transportation for Disadvantaged (Fund 427) both show significant decreases in fund balance as the result of changes to budget policy regarding appropriating estimated year end fund balances. In prior years the budgets for these funds were adopted mid-year through the budget amendment process.

Emergency Medical Services (Fund 490) shows a decrease of \$2,259,600 as they intentionally spend down approximately \$2 million of reserves to supplement an anticipated decrease in revenue in the current fiscal year.

The \$2.9 million decrease in Airport Authority Capital (Fund 496) and \$8.4 million decrease in Airport Commercial Paper (Fund 497) are the result of the previously mentioned changes to the budget policy regarding beginning fund balance.

Internal Service Funds

Overall, the Internal Service funds reflect a net decrease in fund balance of \$1,380,100. Actual rates and reserve levels within the self-insurance funds (Property and Casualty, Group Health, and Workers Compensation) are established annually, based on the results of actuarial studies. An increase of approximately \$700,000 in the Property and Casualty Fund (516) reflect favorable renewal rates; a decrease in projected fund balance for the Group Health Fund (517) of \$2,329,000 reflects an increase in claims during FY 2008, while still maintaining fund balances at levels recommended within the above-mentioned actuarial studies.

Trust and Agency Funds

Overall, the fund balance within the Trust and Agency Funds reflects a net decrease of \$189,400, with no fund reflecting any major fluctuation.

**Collier County Government
Fiscal Year 2009 Adopted Budget**

**Changes in Fund Balance
Fiscal Year 2009**

Fund Title	Fund Number	FY 08 Beginning Fund Balance	FY 09 Beginning Fund Balance	FY 09 Ending Fund Balance			Total FY 09 Ending Fund Balance	Changes In Fund Balance
				Undesignated Contingency	Designated	Cash Flow		
General Fund/Const. Officers	(001)	50,107,000	44,970,300	7,920,300	0	9,620,900	17,541,200	(27,429,100)
Impact Fee Deferral Program	(002)	2,600	0	0	0	0	0	0
Emergency Disaster	(003)	498,054	500,000	500,000	0	0	500,000	0
Total General Fund/Const. Officers		50,607,654	45,470,300	8,420,300	0	9,620,900	18,041,200	(27,429,100)
Special Revenue Funds								
Road And Bridge	(101)	2,976,100	2,658,200	311,400	0	50,000	361,400	(2,296,800)
Pelican Bay MSTBU	(109)	1,391,700	1,557,800	300,000	835,100	0	1,135,100	(422,700)
Pelican Bay Security	(110)	7,300	0	0	0	0	0	0
MSTD General Fund	(111)	10,092,900	8,475,500	1,453,500	0	1,400,000	2,853,500	(5,622,000)
MSTD Landscaping Projects	(112)	0	1,869,800	0	0	0	0	(1,869,800)
Community Development	(113)	3,916,800	2,743,300	476,900	990,800	826,400	2,294,100	(449,200)
Water Pollution Control	(114)	853,200	1,016,200	185,200	500,000	0	685,200	(331,000)
Miscellaneous Grants	(116)	0	111,100	0	0	0	0	(111,100)
Natural Resources Grants	(117)	0	90,000	0	0	0	0	(90,000)
Emergency Management	(118)	0	75,500	0	0	0	0	(75,500)
Parks & Recreation Food Service Grant	(119)	0	608,900	0	0	0	0	(608,900)
Urban Improvement Grant	(121)	0	12,316,000	0	0	0	0	(12,316,000)
Services for Seniors	(123)	187,500	2,002,600	343,300	0	0	343,300	(1,659,300)
Metro Planning - MPO	(126)	0	1,888,600	5,000	0	0	5,000	(1,883,600)
Library Grants	(129)	2,900	625,600	0	34,800	0	34,800	(590,800)
Golden Gate Community Center	(130)	268,100	66,000	68,600	0	0	68,600	2,600
Planning Services	(131)	4,040,600	2,279,500	432,200	1,258,000	0	1,690,200	(589,300)
Pelican Bay Uninsured	(133)	0	0	0	0	0	0	0
Victoria Park Drainage	(134)	15,200	30,000	600	0	0	600	(29,400)
Naples Park FPL MSTU	(135)	0	0	0	0	0	0	0
Naples Park Drainage	(139)	18,700	21,700	500	0	0	500	(21,200)
Pine Ridge Industrial Park Maint.	(140)	33,500	23,800	900	0	0	900	(22,900)
Naples Production Park Maintenance	(141)	19,400	10,400	0	0	0	0	(10,400)
Pine Ridge Industrial Park	(142)	1,577,500	1,667,300	69,600	0	0	69,600	(1,597,700)
Vanderbilt Beach MSTU	(143)	3,003,200	3,538,500	0	34,800	0	34,800	(3,503,700)
Isle of Capri Fire Control District	(144)	76,600	230,700	70,800	193,400	0	264,200	33,500
Ochopee Fire Control District	(146)	643,300	806,900	93,800	871,700	0	965,500	158,600
Collier County Fire Control District	(148)	20,500	26,900	0	0	0	0	(26,900)
Goodland/Hoor's Island Fire District	(149)	3,500	7,500	6,000	0	0	6,000	(1,500)
Sabal Palm Roadway	(151)	163,700	189,000	4,600	0	0	4,600	(184,400)
Lely Beautification	(152)	207,900	220,900	8,400	0	0	8,400	(212,500)
Golden Gate Beautification MSTU	(153)	715,000	1,106,500	6,800	0	0	6,800	(1,099,700)
Hawksridge Stormwater Pump System	(154)	15,700	34,000	1,300	0	0	1,300	(32,700)
Radio Road Beautification	(158)	886,700	695,700	4,000	0	0	4,000	(691,700)
Forest Lakes Roadway & Drainage MSTU	(159)	150,400	4,528,600	1,347,900	0	0	1,347,900	(3,180,700)
Immokalee Beautification	(162)	703,400	1,099,200	9,000	0	0	9,000	(1,090,200)
Bayshore/Avalon Beautification MSTU	(163)	1,740,700	2,044,200	14,500	0	0	14,500	(2,029,700)
Haldeman Creek MSTU	(164)	0	3,300	47,900	0	0	47,900	44,600
Rock Road MSTU	(165)	0	6,500	8,400	0	0	8,400	1,900
Adoption Awareness Vehicle Tags	(170)	12,300	75,300	1,400	0	0	1,400	(73,900)
Teen Court	(171)	161,400	11,000	5,100	0	0	5,100	(5,900)
Conservation Collier	(172)	15,278,000	18,122,700	0	6,126,700	0	6,126,700	(11,996,000)
Driver Education	(173)	172,500	246,700	201,400	0	0	201,400	(45,300)
Conservation Collier Maintenance	(174)	8,515,500	11,421,000	12,500	14,119,900	0	14,132,400	2,711,400
Court IT Fees	(178)	299,700	61,100	43,000	3,200	0	46,200	(14,900)
Domestic Animal Services Donations	(180)	500	21,100	22,800	0	0	22,800	1,700
Court Maintenance	(181)	0	833,100	0	0	0	0	(833,100)
TDC Beach Park Facilities	(183)	5,318,200	6,958,400	0	500,200	0	500,200	(6,458,200)
TDC Tourism Promotion	(184)	772,100	823,900	63,700	0	0	63,700	(760,200)
Immokalee Redevelopment	(186)	1,167,600	2,023,600	75,000	1,637,200	0	1,712,200	(311,400)
Bayshore/Gateway Triangle Redevelopmer	(187)	2,817,500	3,200,700	100,000	619,200	0	719,200	(2,481,500)
800 MHz Fund	(188)	284,000	58,100	57,000	0	0	57,000	(1,100)
E-911 Wireless Emergency Phone System	(189)	1,747,300	2,175,400	0	0	0	0	(2,175,400)
Miscellaneous Florida Statutes	(190)	2,500	3,800	0	0	0	0	(3,800)
State Housing (SHIP)	(191)	0	3,272,800	0	0	0	0	(3,272,800)
Public Guardianship	(192)	360,600	0	10,400	0	0	10,400	10,400
Tourist Development	(193)	357,900	381,800	26,300	0	0	26,300	(355,500)
Tourist Development	(195)	10,850,600	16,873,800	4,900	15,877,900	0	15,882,800	(991,000)
Economic Disaster Recovery Museum	(196)	1,091,600	1,500,000	1,500,000	0	0	1,500,000	0
Museum	(198)	440,800	286,400	82,000	0	0	82,000	(204,400)
E-911 System	(199)	2,694,200	2,772,600	0	0	0	0	(2,772,600)
Collier County Lighting	(760)	210,800	128,400	3,600	0	0	3,600	(124,800)
Pelican Bay Street Lighting	(778)	439,700	194,300	40,000	155,900	0	195,900	1,600
Total Special Revenue		86,727,300	126,122,200	7,520,200	43,758,800	2,276,400	53,555,400	(72,566,800)

**Collier County Government
Fiscal Year 2009 Adopted Budget**

**Changes in Fund Balance
Fiscal Year 2009**

Fund Title	Fund Number	FY 08 Beginning Fund Balance	FY 09 Beginning Fund Balance	FY 09 Ending Fund Balance			Total FY 09 Ending Fund Balance	Changes In Fund Balance
				Undesignated Contingency	Designated	Cash Flow		
Debt Service Funds								
Capital Improvement Revenue Bonds	(210)	14,600	200	0	0	0	0	(200)
2003 Gas Tax Revenue Bonds	(212)	4,709,300	4,500,800	0	3,965,400	0	3,965,400	(535,400)
Capital Impr. Revenue Refund. Bonds	(215)	12,800	28,600	0	0	0	0	(28,600)
CIP Refund Ser 2005	(216)	15,000	67,000	0	0	0	0	(67,000)
Caribbean Gardens	(220)	872,000	939,200	0	0	0	0	(939,200)
Naples Park Drainage Debt Service	(226)	465,500	401,800	0	309,500	0	309,500	(92,300)
Pine Ridge / Naples Industrial Park	(232)	5,153,700	5,448,400	0	6,115,800	0	6,115,800	667,400
Forest Lakes Roadway GO Bond	(259)	0	41,300	0	52,400	0	52,400	11,100
Series 2005A GO Bond	(272)	2,200	121,000	0	0	0	0	(121,000)
5% Commercial Loan	(299)	69,900	70,700	0	29,100	0	29,100	(41,600)
Total Debt Service Funds		11,315,000	11,619,000	0	10,472,200	0	10,472,200	(1,146,800)
Capital Projects Funds								
Facilities Management County-Wide	(301)	(13,519,800)	31,727,900	0	1,925,700	0	1,925,700	(29,802,200)
Parks Capital Improvement	(306)	770,200	17,923,400	0	100,000	0	100,000	(17,823,400)
Library Capital Improvement	(307)	0	660,900	0	0	0	0	(660,900)
CDES Business Systems Replacement	(310)	1,746,200	2,906,400	0	0	0	0	(2,906,400)
1980 Road Construction CIP	(312)	335,900	221,400	56,500	0	0	56,500	(164,900)
Road Construction	(313)	(3,056,200)	102,976,500	4,317,900	0	0	4,317,900	(98,658,600)
Museum CIP	(314)	0	1,023,300	0	0	0	0	(1,023,300)
Clam Bay Restoration	(320)	0	473,000	0	0	0	0	(473,000)
Pelican Bay Irrigation & Landscaping	(322)	156,200	786,800	41,000	0	0	41,000	(745,800)
Stormwater Operations	(324)	286,500	222,900	86,500	0	0	86,500	(136,400)
Stormwater Management CIP	(325)	(475,300)	6,218,400	123,400	0	0	123,400	(6,095,000)
Road Impact Dist 1 (N. Naples)	(331)	7,072,100	22,122,700	1,979,300	0	0	1,979,300	(20,143,400)
Road Impact Dist 2 (E. Naples & G.G.)	(333)	2,796,000	17,934,800	0	0	0	0	(17,934,800)
Road Impact Dist 3 (City of Naples)	(334)	1,403,600	1,858,100	123,700	128,900	0	252,600	(1,605,500)
Road Impact Dist 4 (S. Co. & Marco)	(336)	4,719,700	8,091,100	0	0	0	0	(8,091,100)
Road Impact Dist 6 (G.G. Estates)	(338)	11,687,000	19,388,300	0	3,085,200	0	3,085,200	(16,303,100)
Road Impact Dist 5 (Immokalee Area)	(339)	3,020,200	11,296,800	0	0	0	0	(11,296,800)
Road Assessment Receivable	(341)	153,500	634,600	634,600	0	0	634,600	0
Regional Parks - Incorporated Areas	(345)	(70,700)	221,600	0	49,900	0	49,900	(171,700)
Community & Regional Parks	(346)	12,792,800	19,710,300	20,000	4,978,900	0	4,998,900	(14,711,400)
EMS Impact Fee	(350)	(9,046,800)	892,500	10,000	426,900	0	436,900	(455,600)
Library County-Wide Impact Fee	(355)	(10,741,200)	3,507,900	30,000	375,700	0	405,700	(3,102,200)
Dist 5 Immokalee Parks	(365)	0	3,600	0	0	0	0	(3,600)
Naples / Urban Community Park	(368)	174,600	714,600	0	176,400	0	176,400	(538,200)
Ochopee Fire Impact Fee	(372)	155,600	184,000	0	188,400	0	188,400	4,400
Isles of Capri Impact Fee	(373)	151,100	202,300	0	204,400	0	204,400	2,100
Correctional Facilities Impact Fee	(381)	2,247,700	3,133,700	0	1,325,800	0	1,325,800	(1,807,900)
Law Enforcement Impact Fee	(385)	848,500	11,121,600	0	463,000	0	463,000	(10,658,600)
Governmental Facilities Impact Fee	(390)	(13,488,400)	32,378,000	0	2,664,700	2,649,100	5,313,800	(27,064,200)
Total Capital Funds		119,000	318,537,400	7,422,900	16,093,900	2,649,100	26,165,900	(292,371,500)
Enterprise Funds								
County Water & Sewer Operating	(408)	5,985,800	30,534,400	2,810,000	865,100	11,540,400	15,215,500	(15,318,900)
County Water & Sewer Capital	(409)	25,200	11,100	0	0	0	0	(11,100)
Water & Sewer Debt Service	(410)	20,217,200	18,512,900	0	22,264,000	0	22,264,000	3,751,100
Water Impact Fees	(411)	(21,296,900)	7,152,100	12,900	7,940,700	0	7,953,600	801,500
Water Capital Projects	(412)	2,993,800	20,621,400	359,400	22,545,200	0	22,904,600	2,283,200
Sewer Impact Fees	(413)	(17,600,600)	6,618,300	1,478,300	1,971,100	0	3,449,400	(3,168,900)
Sewer Capital Projects	(414)	(11,791,200)	15,605,600	694,400	27,497,400	0	28,191,800	12,586,200
Water Sewer Bond Proceeds Fund	(415)	14,450,300	9,708,200	0	2,900,900	0	2,900,900	(6,807,300)
Collier Area Transit Enhancements	(426)	0	3,767,400	0	0	0	0	(3,767,400)
Transportation Disadvantaged	(427)	0	1,207,600	0	0	0	0	(1,207,600)
Goodland Water & Sewer District	(441)	293,200	314,800	23,100	38,900	92,500	154,500	(160,300)
Solid Waste Disposal	(470)	1,185,800	2,810,000	797,600	0	2,326,200	3,123,800	313,800
Solid Waste Landfill Closure	(471)	6,911,400	5,620,600	0	5,788,700	0	5,788,700	168,100
Solid Waste Grants	(472)	0	105,500	0	0	0	0	(105,500)
Mandatory Collection	(473)	3,425,900	4,510,800	865,900	0	3,133,500	3,999,400	(511,400)
Solid Waste Capital Projects	(474)	(618,800)	4,699,000	92,700	0	0	92,700	(4,606,300)
Emergency Medical Services (EMS)	(490)	636,200	2,913,700	645,800	8,300	0	654,100	(2,259,600)
EMS Trust	(491)	0	180,500	0	0	0	0	(180,500)
Airport Authority Operations	(495)	360,700	441,800	0	0	0	0	(441,800)
Airport Authority Capital	(496)	321,300	3,169,200	10,000	0	250,000	260,000	(2,909,200)
Airport Commercial Paper	(497)	349,400	10,223,400	0	1,819,600	0	1,819,600	(8,403,800)
Total Enterprise Funds		5,848,700	148,728,300	7,790,100	93,639,900	17,342,600	118,772,600	(29,955,700)

**Collier County Government
Fiscal Year 2009 Adopted Budget**

**Changes in Fund Balance
Fiscal Year 2009**

Fund Title	Fund Number	FY 08 Beginning Fund Balance	FY 09 Beginning Fund Balance	FY 09 Ending Fund Balance			Total FY 09 Ending Fund Balance	Changes In Fund Balance
				Undesignated Contingency	Designated	Cash Flow		
Internal Service Funds								
Property and Casualty	(516)	6,452,600	5,824,900	411,100	6,147,300	0	6,558,400	733,500
Group Health	(517)	17,721,900	15,597,000	294,100	12,973,900	0	13,268,000	(2,329,000)
Workers Compensation	(518)	3,784,200	4,688,000	62,200	4,780,200	0	4,842,400	154,400
Fleet Management	(521)	61,600	265,400	326,400	0	0	326,400	61,000
Total Internal Service Funds		28,020,300	26,375,300	1,093,800	23,901,400	0	24,995,200	(1,380,100)
Trust and Agency Funds								
Confiscated Property	(602)	560,100	684,100	371,400	0	0	371,400	(312,700)
Crime Prevention Trust	(603)	768,700	857,600	613,500	0	0	613,500	(244,100)
University Extension	(604)	38,800	28,200	1,100	0	10,300	11,400	(16,800)
GAC Land - Trust	(605)	1,431,800	1,693,700	0	2,035,400	0	2,035,400	341,700
Law Enforcement Trust	(608)	407,100	537,600	332,100	0	0	332,100	(205,500)
Animal Control Trust	(610)	125,200	140,500	2,400	0	148,700	151,100	10,600
Combined 911 System	(611)	0	(409,000)	0	0	0	0	409,000
Library Trust Fund	(612)	360,600	414,300	3,400	367,600	0	371,000	(43,300)
Drug Abuse Trust	(616)	3,500	3,400	3,600	0	0	3,600	200
Freedom Memorial	(620)	42,900	98,700	0	141,000	0	141,000	42,300
Countryside Privacy Wall	(630)	0	160,400	0	0	0	0	(160,400)
Law Library	(640)	6,200	0	4,400	0	0	4,400	4,400
Utility Regulation	(669)	538,900	556,300	18,500	476,300	46,700	541,500	(14,800)
Total Trust Funds		4,283,800	4,765,800	1,350,400	3,020,300	205,700	4,576,400	(189,400)
Grand Total Budget By Fund		186,921,754	681,618,300	33,597,700	190,886,500	32,094,700	256,578,900	(425,039,400)

**Collier County Government
Fiscal Year 2009 Adopted Budget**

**SUMMARY OF BUDGETED REVENUES, EXPENDITURES, AND CHANGES IN FUND BALANCE
BY FUND TYPE AND FUNCTIONAL ACTIVITY AREA
FISCAL YEAR 2007**

	GENERAL FUND & CONSTITUTIONAL OFFICER FUNDS	SPECIAL REVENUE FUNDS	DEBT SERVICE FUNDS	CAPITAL FUNDS	ENTERPRISE FUNDS	INTERNAL SERVICE FUNDS	TRUST AND AGENCY FUNDS	GRAND TOTAL
BEGINNING FUND BALANCE	\$41,695,900	\$71,717,000	\$15,461,400	\$46,579,600	(\$60,639,300)	\$23,110,100	\$3,161,900	\$141,086,600
ESTIMATED REVENUES:								
TAXES:								
AD VALOREM TAXES	\$276,714,300	\$70,083,600	\$11,581,700	\$0	\$0	\$0	\$0	\$358,379,600
LOCAL GAS TAXES	0	0	0	15,779,300	0	0	0	\$15,779,300
FRANCHISE FEES	0	21,414,500	0	0	937,300	0	120,000	\$22,471,800
LICENSES & PERMITS	162,000	22,972,100	0	250,000	0	0	25,000	\$23,409,100
INTERGOVERNMENTAL REVENUES	46,928,300	3,768,300	0	28,619,700	13,357,300	0	0	\$92,673,600
CHARGES FOR SERVICES	35,752,200	11,188,800	0	0	144,492,400	827,600	461,000	\$192,722,000
FINES & FORFEITURES	625,000	0	0	0	460,000	0	1,892,500	\$2,977,500
MISCELLANEOUS REVENUES	26,169,000	5,504,000	1,121,400	73,495,100	36,452,600	750,000	189,500	\$143,681,600
OTHER FINANCING SOURCES	174,111,100	32,147,000	47,242,300	156,060,200	283,619,700	48,088,900	1,159,500	\$742,428,700
TOTAL REVENUES AND OTHER FINANCING SOURCES	\$560,461,900	\$167,078,300	\$59,945,400	\$274,204,300	\$479,319,300	\$49,666,500	\$3,847,500	\$1,594,523,200
TOTAL ESTIMATED REVENUES AND BEGINNING FUND BALANCES	\$602,157,800	\$238,795,300	\$75,406,800	\$320,783,900	\$418,680,000	\$72,776,600	\$7,009,400	\$1,735,609,800
EXPENDITURES / EXPENSES:								
GENERAL GOVERNMENT	\$75,157,190	\$19,343,500	\$93,200	\$39,076,300	\$14,000	\$0	\$1,278,000	\$134,962,190
PUBLIC SAFETY	\$154,038,900	\$23,011,200	\$0	\$23,773,500	\$22,360,600	\$0	\$1,721,600	\$224,905,800
PHYSICAL ENVIRONMENT	\$1,188,400	\$29,568,900	\$0	\$17,963,300	\$198,575,300	\$0	\$258,200	\$247,554,100
TRANSPORTATION	\$0	\$50,241,000	\$0	\$110,274,700	\$19,533,200	\$0	\$0	\$180,048,900
ECONOMIC ENVIRONMENT	\$3,680,700	\$2,562,200	\$0	\$0	\$0	\$0	\$0	\$6,242,900
HUMAN SERVICES	\$10,957,900	\$872,100	\$0	\$0	\$0	\$0	\$277,500	\$12,107,500
CULTURE & RECREATION	\$18,060,500	\$21,795,600	\$0	\$25,002,600	\$0	\$0	\$127,700	\$64,986,400
DEBT SERVICE	\$0	\$0	\$58,994,900	\$0	\$18,460,100	\$0	\$0	\$77,455,000
OTHER FINANCING SOURCES (USES)	321,371,110	31,927,700	2,845,100	39,911,000	113,460,500	49,146,100	199,700	\$558,861,210
TOTAL EXPENDITURES / EXPENSES	\$584,454,700	\$179,322,200	\$61,933,200	\$256,001,400	\$372,403,700	\$49,146,100	\$3,862,700	\$1,507,124,000
ENDING FUND BALANCE								
UNDESIGNATED	\$7,929,450	\$17,330,100	\$0	\$55,716,000	\$15,473,600	\$906,200	\$774,000	\$98,129,350
DESIGNATED	1,773,650	40,499,900	9,165,200	3,615,100	20,761,600	22,724,300	2,233,400	\$100,773,150
CONTINGENCY	8,000,000	1,643,100	4,308,400	5,451,400	10,041,100	0	139,300	\$29,583,300
TOTAL ENDING FUND BALANCE	\$17,703,100	\$59,473,100	\$13,473,600	\$64,782,500	\$46,276,300	\$23,630,500	\$3,146,700	\$228,485,800

**Collier County Government
Fiscal Year 2009 Adopted Budget**

**SUMMARY OF BUDGETED REVENUES, EXPENDITURES, AND CHANGES IN FUND BALANCE
BY FUND TYPE AND FUNCTIONAL ACTIVITY AREA
FISCAL YEAR 2008**

	GENERAL FUND & CONSTITUTIONAL OFFICER FUNDS	SPECIAL REVENUE FUNDS	DEBT SERVICE FUNDS	CAPITAL FUNDS	ENTERPRISE FUNDS	INTERNAL SERVICE FUNDS	TRUST AND AGENCY FUNDS	GRAND TOTAL
BEGINNING FUND BALANCE	\$50,607,800	\$86,616,100	\$11,315,000	\$119,000	\$5,848,700	\$28,020,300	\$4,283,800	\$186,810,700
ESTIMATED REVENUES:								
TAXES:								
AD VALOREM TAXES	\$260,635,000	\$61,026,800	\$18,482,200	\$0	\$0	\$0	\$0	\$340,144,000
LOCAL GAS TAXES	0	0	0	16,252,600	0	0	0	\$16,252,600
FRANCHISE FEES	0	19,099,300	0	0	964,400	0	2,120,500	\$22,184,200
LICENSES & PERMITS	161,000	16,614,800	0	250,000	0	0	25,000	\$17,050,800
INTERGOVERNMENTAL REVENUES	47,412,500	5,061,400	0	22,142,200	770,200	0	0	\$75,386,300
CHARGES FOR SERVICES	37,670,800	8,949,000	0	0	148,493,800	561,600	744,300	\$196,419,500
FINES & FORFEITURES	575,700	0	0	0	35,000	0	1,819,100	\$2,429,800
MISCELLANEOUS REVENUES	29,848,700	6,150,100	1,100,200	79,769,800	23,613,200	500,000	725,600	\$141,707,600
OTHER FINANCING SOURCES	157,296,200	31,809,700	49,269,500	230,457,900	329,998,800	50,713,700	946,200	\$850,492,000
TOTAL REVENUES AND OTHER FINANCING SOURCES	\$533,599,900	\$148,711,100	\$68,851,900	\$348,872,500	\$503,875,400	\$51,775,300	\$6,380,700	\$1,662,066,800
TOTAL ESTIMATED REVENUES AND BEGINNING FUND BALANCES	\$584,207,700	\$235,327,200	\$80,166,900	\$348,991,500	\$509,724,100	\$79,795,600	\$10,664,500	\$1,848,877,500
EXPENDITURES / EXPENSES:								
GENERAL GOVERNMENT	\$74,827,950	\$18,204,800	\$704,400	\$19,615,300	\$14,000	\$0	\$1,073,400	\$114,439,850
PUBLIC SAFETY	\$156,594,800	\$19,600,700	\$0	\$11,613,500	\$24,145,200	\$0	\$4,403,700	\$216,357,900
PHYSICAL ENVIRONMENT	\$1,099,000	\$34,218,000	\$0	\$20,560,800	\$262,805,600	\$0	\$227,600	\$318,911,000
TRANSPORTATION	\$0	\$51,904,700	\$0	\$194,493,300	\$9,353,400	\$0	\$0	\$255,751,400
ECONOMIC ENVIRONMENT	\$2,728,000	\$3,342,600	\$0	\$0	\$0	\$0	\$0	\$6,070,600
HUMAN SERVICES	\$10,901,500	\$677,400	\$0	\$0	\$0	\$0	\$278,000	\$11,856,900
CULTURE & RECREATION	\$18,086,300	\$23,528,000	\$0	\$8,968,500	\$0	\$0	\$167,000	\$50,749,800
DEBT SERVICE	\$0	\$0	\$68,322,700	\$0	\$20,534,700	\$0	\$0	\$88,857,400
OTHER FINANCING SOURCES (USES)	298,244,150	23,855,000	632,200	47,935,200	130,131,800	53,372,900	164,500	\$554,335,750
TOTAL EXPENDITURES / EXPENSES	\$562,481,700	\$175,331,200	\$69,659,300	\$303,186,600	\$446,984,700	\$53,372,900	\$6,314,200	\$1,617,330,600
ENDING FUND BALANCE								
UNDESIGNATED	\$9,426,500	\$26,288,500	\$0	\$25,562,600	\$22,230,300	\$1,045,300	\$1,608,100	\$86,161,300
DESIGNATED	4,299,500	32,260,400	10,507,600	14,502,800	27,993,900	25,377,400	2,557,700	\$117,499,300
CONTINGENCY	8,000,000	1,447,100	0	5,739,500	12,515,200	0	184,500	\$27,886,300
TOTAL ENDING FUND BALANCE	\$21,726,000	\$59,996,000	\$10,507,600	\$45,804,900	\$62,739,400	\$26,422,700	\$4,350,300	\$231,546,900

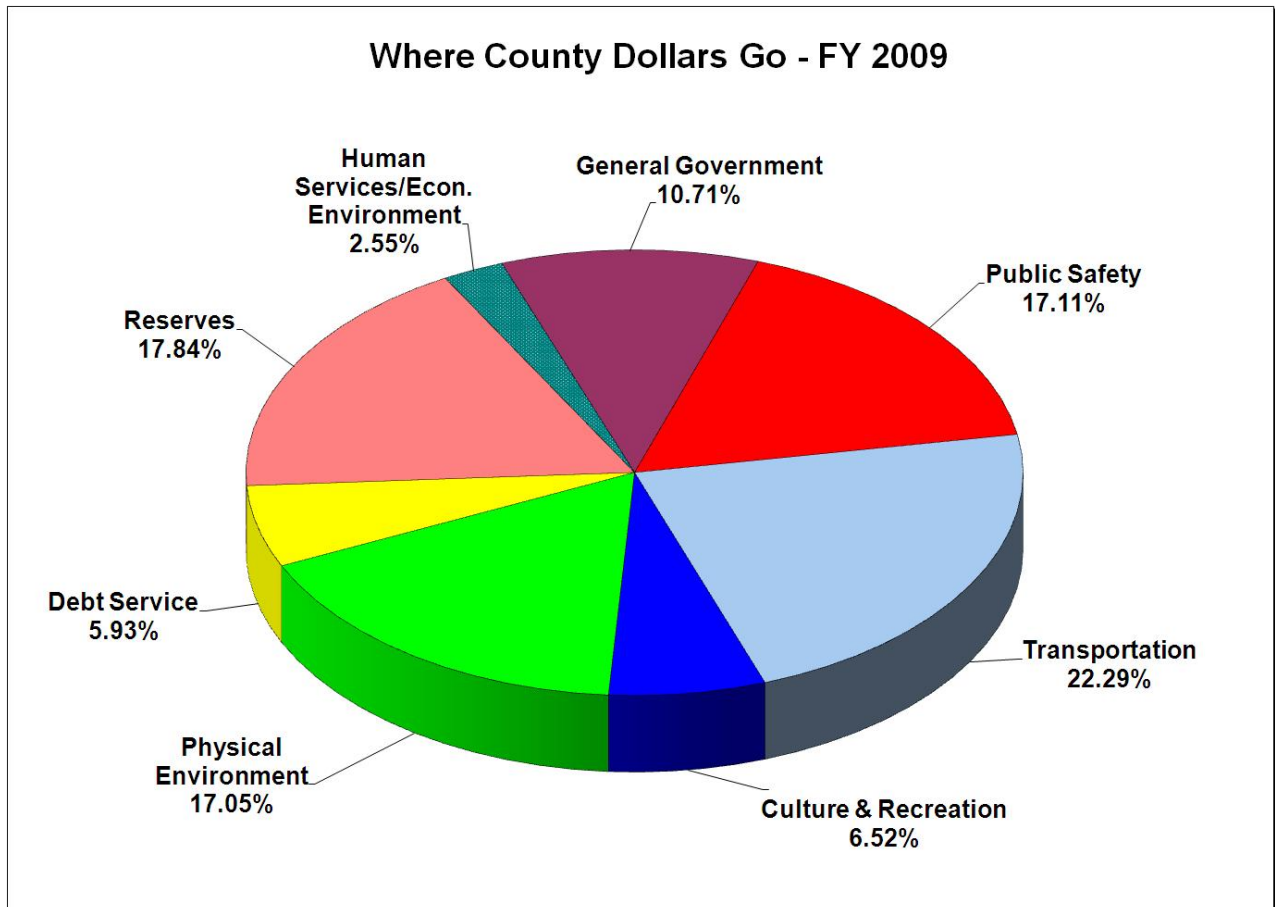
Collier County Government Fiscal Year 2009 Adopted Budget

SUMMARY OF BUDGETED REVENUES, EXPENDITURES, AND CHANGES IN FUND BALANCE BY FUND TYPE AND FUNCTIONAL ACTIVITY AREA FISCAL YEAR 2009

	GENERAL FUND & CONSTITUTIONAL OFFICER FUNDS	SPECIAL REVENUE FUNDS	DEBT SERVICE FUNDS	CAPITAL FUNDS	ENTERPRISE FUNDS	INTERNAL SERVICE FUNDS	TRUST AND AGENCY FUNDS	GRAND TOTAL
BEGINNING FUND BALANCE	\$45,570,600	\$126,631,500	\$11,619,000	\$318,537,400	\$148,728,300	\$26,375,300	\$5,254,200	\$682,716,300
ESTIMATED REVENUES:								
TAXES:								
AD VALOREM TAXES	\$249,206,700	\$59,615,900	\$17,805,500	\$0	\$0	\$0	\$0	\$326,628,100
LOCAL GAS TAXES	0	0	0	12,853,400	0	0	0	\$12,853,400
FRANCHISE FEES	0	14,500,000	0	0	1,009,000	0	2,714,400	\$18,223,400
LICENSES & PERMITS	161,000	17,115,500	0	282,400	0	0	25,000	\$17,583,900
INTERGOVERNMENTAL REVENUES	39,807,100	5,139,500	0	17,100,800	4,274,900	0	0	\$66,322,300
CHARGES FOR SERVICES	32,087,600	8,279,100	0	0	146,112,100	673,000	445,500	\$187,597,300
FINES & FORFEITURES	522,100	1,793,700	0	0	35,000	0	1,353,000	\$3,703,800
MISCELLANEOUS REVENUES	31,499,500	4,206,700	1,145,300	41,649,100	15,863,700	0	450,900	\$94,815,200
OTHER FINANCING SOURCES	154,896,300	41,149,300	45,084,000	84,779,500	114,397,300	51,114,300	1,229,400	\$492,650,100
TOTAL REVENUES AND OTHER FINANCING SOURCES	\$508,180,300	\$151,799,700	\$64,034,800	\$156,665,200	\$281,692,000	\$51,787,300	\$6,218,200	\$1,220,377,500
TOTAL ESTIMATED REVENUES AND BEGINNING FUND BALANCES	\$553,750,900	\$278,431,200	\$75,653,800	\$475,202,600	\$430,420,300	\$78,162,600	\$11,472,400	\$1,903,093,800
EXPENDITURES / EXPENSES:								
GENERAL GOVERNMENT	\$69,473,200	\$18,791,200	\$697,400	\$52,953,800	\$14,000	\$0	\$1,449,100	\$143,378,700
PUBLIC SAFETY	\$154,732,800	\$23,796,300	\$0	\$37,664,200	\$23,728,800	\$0	\$4,092,800	\$244,014,900
PHYSICAL ENVIRONMENT	\$945,000	\$58,838,900	\$0	\$22,990,000	\$160,041,500	\$0	\$330,000	\$243,145,400
TRANSPORTATION	\$0	\$47,532,200	\$0	\$238,988,300	\$31,297,900	\$0	\$160,400	\$317,978,800
ECONOMIC ENVIRONMENT	\$1,375,500	\$21,057,300	\$0	\$0	\$0	\$0	\$0	\$22,432,800
HUMAN SERVICES	\$10,639,900	\$3,154,500	\$0	\$0	\$0	\$0	\$195,700	\$13,990,100
CULTURE & RECREATION	\$18,292,500	\$30,294,300	\$0	\$44,263,100	\$0	\$0	\$79,000	\$92,928,900
DEBT SERVICE	\$0	\$0	\$63,414,000	\$0	\$21,231,600	\$0	\$0	\$84,645,600
OTHER FINANCING SOURCES (USES)	280,250,800	21,433,400	1,070,200	53,660,600	76,004,200	53,167,400	563,200	\$486,149,800
TOTAL EXPENDITURES / EXPENSES	\$535,709,700	\$224,898,100	\$65,181,600	\$450,520,000	\$312,318,000	\$53,167,400	\$6,870,200	\$1,648,665,000
ENDING FUND BALANCE								
UNDESIGNATED	\$8,420,300	\$7,515,400	\$0	\$7,954,100	\$7,790,100	\$1,093,800	\$1,350,400	\$34,124,100
DESIGNATED	0	43,741,300	10,472,200	16,728,500	92,969,600	23,901,400	3,020,300	\$190,833,300
CONTINGENCY	9,620,900	2,276,400	0	0	17,342,600	0	231,500	\$29,471,400
TOTAL ENDING FUND BALANCE	\$18,041,200	\$53,533,100	\$10,472,200	\$24,682,600	\$118,102,300	\$24,995,200	\$4,602,200	\$254,428,800

Major Areas of Spending

The following graph represents the major functional areas of spending (operating and capital) within the Collier County budget:



Description	Amount	Percent
General Government	\$ 152,716,300	10.71%
Public Safety	\$ 244,014,900	17.11%
Transportation	\$ 317,978,800	22.29%
Culture & Recreation	\$ 92,928,900	6.52%
Physical Environment	\$ 243,145,400	17.05%
Debt Service	\$ 84,645,600	5.93%
Reserves	\$ 254,428,800	17.84%
Human Services/Econ. Environment	\$ 36,422,900	2.55%
Net Total	\$ 1,426,281,600	100.0%

**Collier County Government
Fiscal Year 2009 Adopted Budget**

Budgeted Expenditures by Functional Area Collier County, Florida FY 06 Through FY 09					
Description	FY 06 Adopted Plus CF Roll*	FY 07 Adopted Plus CF Roll*	FY 08 Adopted Plus CF Roll*	FY 09 Adopted Budget	% Change FY 08 - FY 09
General Government Serv.	113,287,300	147,290,000	127,527,460	152,716,300	19.75%
Public Safety	201,238,000	224,905,800	216,357,900	244,014,900	12.78%
Physical Environment	229,230,900	247,554,100	318,911,000	243,145,400	-23.76%
Transportation	135,396,500	180,048,900	255,751,400	317,978,800	24.33%
Misc./Economic Environ.	4,317,200	6,242,900	6,070,600	22,432,800	269.53%
Human Services	10,862,500	12,107,500	11,856,900	13,990,100	17.99%
Culture & Recreation	43,547,000	64,986,400	50,749,800	92,928,900	83.11%
Debt Service	60,636,200	77,455,000	88,885,740	84,645,600	-4.77%
Carryforward of Unspent Project Budgets*	274,219,300	285,323,800	576,986,700	0	-100.00%
Reserves	185,658,600	228,485,800	231,546,700	254,428,800	9.88%
Total Net Budget	1,258,393,500	1,474,400,200	1,884,644,200	1,426,281,600	-24.32%

Summary of Revenue Sources Collier County, Florida FY 06 Through FY 09					
Description	FY 06 Adopted Plus CF Roll*	FY 07 Adopted Plus CF Roll*	FY 08 Adopted Plus CF Roll*	FY 09 Adopted Budget	% Change FY 08 - FY 09
Ad Valorem Taxes	303,834,500	357,971,500	340,025,900	326,561,400	-3.96%
Gas & Sales Taxes	47,820,000	57,004,000	57,802,000	48,062,000	-16.85%
Permits/Fines/Assessments	47,053,600	55,933,800	49,009,700	44,308,600	-9.59%
Intergovernmental	49,227,300	51,448,900	33,836,900	31,113,700	-8.05%
Service Charges	157,729,400	192,722,000	196,419,500	187,597,300	-4.49%
Interest/Miscellaneous	17,388,200	24,568,100	28,252,800	30,156,300	6.74%
Impact Fees	75,971,200	103,318,400	96,518,400	50,467,400	-47.71%
Loan/Bond Proceeds	236,335,600	242,521,000	357,440,500	59,679,500	-83.30%
Carry Forward	79,982,500	141,086,600	186,810,500	682,716,300	265.46%
Carryforward of Unspent Project Budgets*	274,219,300	285,323,800	576,986,700	0	-100.00%
5% Revenue Reserve	(31,168,100)	(37,497,900)	(38,458,700)	(34,380,900)	-10.60%
Total Net Budget	1,258,393,500	1,474,400,200	1,884,644,200	1,426,281,600	-24.32%

*During Collier County's final FY 2009 Public Budget Hearing held on September 18, 2008, the Board of County Commissioners (Board) adopted budget resolutions which recognized and appropriated estimated FY 2008 year end unspent balances of approved grant and capital project funds beginning October 1, 2008. In prior years, this action took place in the first month of the new budget year. This action was taken by the Board on September 18, 2008 to ensure that all continuing expense/expenditure appropriations would be available on the first day of the new fiscal year. For comparative purposes, the previous fiscal years' Adopted Budget includes Capital and Grant carryforward (CF roll) into the next year as identified above.

For additional comparative purposes, each of the following tables and related narratives show the impact of the FY 2009 CF Roll.

**Collier County Government
Fiscal Year 2009 Adopted Budget**

General Government

Adopted 08 Budget	Adopted 09 Budget	% Change	% of Total Budget	Adj for Carryforward	Adjusted 09 Budget	Adj. % Change	% of Total Budget
127.5	152.7	19.8%	10.7%	(49.7)	103.0	-19.3%	9.7%

The Legislative, Administrative, and Judicial branches of Collier County provide services in this functional area for the benefit of the public and the governmental body as a whole. The major areas are the Board of County Commissioners, Tax Collector, Property Appraiser, Clerk of Courts, County Manager, County Attorney, Judicial Branch, and Community Planning. General Government amounts to \$152.7 million, of which \$49.7 million is attributable to carryforward. Actual expenditures less the carryforward represent 9.7% of the net County budget. This is a decrease from FY 08 due to overall reduction in budgeted expenditures for the County and focus on other functional areas.

Public Safety

Adopted 08 Budget	Adopted 09 Budget	% Change	% of Total Budget	Adj for Carryforward	Adjusted 09 Budget	Adj. % Change	% of Total Budget
216.4	244.0	12.8%	17.1%	(31.7)	212.3	-1.9%	20.0%

Collier County provides services in this functional area for the health, safety and welfare of citizens and property. The major areas included are the Sheriff's Office, Fire/Rescue Departments, the Medical Examiner, and Emergency Medical Services (EMS). Public Safety amounts to approximately \$244 million, of which \$31.7 million is attributable to carryforward. This represents 20.0% of the net County budget, net of the carryforward. Public Safety expenditures decreased 1.9% from the budgeted FY 08 levels is due to overall budget reduction. This sector of spending increased to 20.0% of the total budget as more resources were allocated to this area to minimize any impacts to the safety of the community in spite of the overall budget cuts.

Physical Environment

Adopted 08 Budget	Adopted 09 Budget	% Change	% of Total Budget	Adj for Carryforward	Adjusted 09 Budget	Adj. % Change	% of Total Budget
318.9	243.1	-23.8%	17.0%	(53.9)	189.3	-40.7%	17.8%

Services in this functional area provide for safe, healthy and aesthetically clean living conditions through management of various elements of the environment. The Utilities Department, Solid Waste Department and Stormwater Management Department provide most of these services. The FY 09 budget in Physical Environment totals \$243.1 million, of which \$53.9 million is carryforward. This area represents 17.8% of the total County budget, net of the carryforward. The decrease of 41% is because major projects started in prior years were completed and no new projects are planned to begin in FY 09.

**Collier County Government
Fiscal Year 2009 Adopted Budget**

Transportation

Adopted 08 Budget	Adopted 09 Budget	% Change	% of Total Budget	Adj for Carryforward	Adjusted 09 Budget	Adj. % Change	% of Total Budget
255.8	318.0	24.3%	22.3%	(166.4)	151.5	-40.7%	14.3%

This functional area includes maintenance, administration, planning and construction for Collier County's transportation network. Transportation amounts to \$318 million, of which \$166.4 million is carryforward of various projects. This accounts for 14.3% of the total County budget, net of carryforward. This functional area decreased nearly 41% as funding was directed toward more critical and core functions, such as Public Safety, to ensure vital activities were fully funded.

Economic Environment

Adopted 08 Budget	Adopted 09 Budget	% Change	% of Total Budget	Adj for Carryforward	Adjusted 09 Budget	Adj. % Change	% of Total Budget
6.1	22.4	269.5%	1.6%	(15.6)	6.8	12.2%	0.6%

Services that develop, diversify, expand and improve the economic condition of the county and its citizenry through job and associated revenue creation are classified as Economic Environment. These services are provided by the Housing and Urban Improvement Department, in conjunction with the Economic Development Council, through the Immokalee and Bayshore/Gateway Triangle Community Redevelopment Agencies (CRA's), and the Veterans Services Department. In FY 09, Economic Environment expenditures amount to \$22.4 million, of which \$15.6 million is carryforward. This sector represents .6% of the total County budget and the level of spending, net of the carryforward adjustment, is consistent with the prior year.

Human Services

Adopted 08 Budget	Adopted 09 Budget	% Change	% of Total Budget	Adj for Carryforward	Adjusted 09 Budget	Adj. % Change	% of Total Budget
11.9	14.0	18.0%	1.0%	(2.5)	11.5	-2.9%	1.1%

Human Services include health and welfare services provided primarily by the Collier County Public Health Unit, Domestic Animal Services, and the Social Services Department. Human Services amount to \$14.0 million, of which \$2.5 million is carryforward. This sector represents 1.1% of the total county budget which is just slightly higher than the percentage of the county budget in the prior year.

**Collier County Government
Fiscal Year 2009 Adopted Budget**

Culture/Recreation

Adopted 08 Budget	Adopted 09 Budget	% Change	% of Total Budget	Adj for Carryforward	Adjusted 09 Budget	Adj. % Change	% of Total Budget
50.7	92.9	83.1%	6.5%	(45.0)	47.9	-5.5%	4.5%

This functional area includes the provision and maintenance of cultural and recreational facilities and activities for the citizens and visitors of Collier County. Included are the Parks and Recreation Department, the Collier County Library system, and the Collier County Museum. A total of \$92.9 million, of which \$45.0 million is carryforward is appropriated for cultural/recreational activities and related capital projects in FY 09. This is a decrease of \$2.8 million from the FY 08 budget due to postponement of some capital projects and reduction in staff to meet the current reduced budget levels.

Debt Service

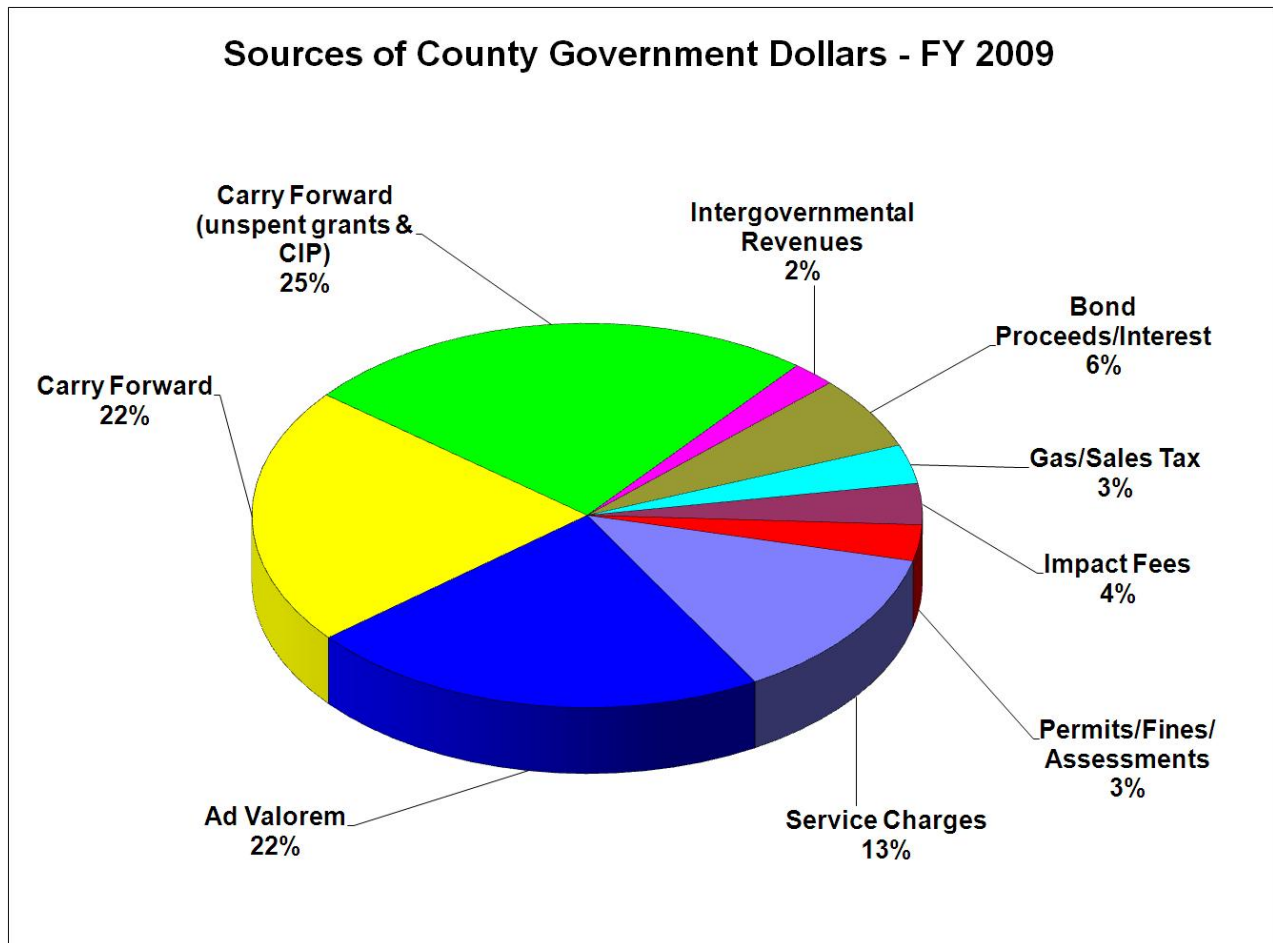
Debt Service is the payment of principal and interest to County creditors. Debt service budgets in FY 09 total \$84.6 million or 5.93% of the total County budget. This area decreased \$4.2 million due scheduled repayment of the County's existing obligations.

Reserves

The levels of reserves budgeted are set by Board policy, state law, and bond or debt covenants. Current Board policy dictates that a reserve for contingency of 2.5% is budgeted in each operating fund, and cash flow reserves be budgeted in the General Fund and MSTD General Fund. Budgeted reserves of \$254.4 million account for 17.8% of the total FY 09 County budget. Appropriations in this area increased \$22.9 million from FY 09 levels. Budgeted reserve funds for operating contingency reserves decreased \$6.2 million. Reserves in Public Utilities increased \$4.4 million and the Capital Improvement plan reserves increased \$32 million as major projects have been postponed in light of the current uncertainty in the various revenue sources for Collier County.

Revenues

The information contained on the following pages is included in this document to provide the reader with an overview and multi-year perspective of the major revenue sources used to support the Collier County budget. The following graph illustrates the major revenue sources and their relationship to the Collier County budget as a whole:



<u>Description</u>	<u>Budgeted Amount</u>	<u>Percentage</u>
Ad Valorem	\$326,561,400	22.4%
Carry Forward	\$317,846,100	21.8%
Carry Forward (unspent grants & CIP)	\$364,870,200	25.0%
Intergovernmental Revenues	\$31,113,700	2.1%
Bond Proceeds/Interest	\$89,835,800	6.2%
Gas/Sales Tax	\$48,062,000	3.3%
Impact Fees	\$50,467,400	3.5%
Permits/Fines/ Assessments	\$44,308,600	3.0%
Service Charges	\$187,597,300	12.8%
Revenue Reserve	(\$34,380,900)	
Net Total County Budget	\$1,426,281,600	100.0%

Property Taxes

The County's largest source of operating revenue is the property or "ad valorem" tax. This tax is based on the value of all land and buildings (real property) as well as business equipment and machinery (tangible personal property) within the County as determined by the Property Appraiser. By state law, the appraised value must equal the full market value of the property. Property taxes are based on the taxable value (market value less any exemptions). The most common exemption is the "Homestead Exemption" which entitles permanent Florida residents owning the property in which they reside an exemption of up to \$50,000 on the value of their property.

The County levies property tax on a countywide basis to support general government services in the General Fund and pollution control programs in the County Pollution Control Fund. Beginning in FY 04, voters approved a referendum to collect a dedicated ad valorem tax for the acquisition of environmentally sensitive lands within Collier County. In FY 05, a countywide tax was levied (also approved by voter referendum) for the acquisition of the Caribbean Gardens property, which houses a zoo and botanical garden.

The county also levies property taxes in special taxing districts known as MSTU's (Municipal Services Taxing Units), which are created to provide municipal type services to areas not within a city. The Unincorporated Area General Fund is the County's largest MSTU. It covers all unincorporated areas of the County and provides such services as planning and zoning, code enforcement, and parks and recreation programs. Smaller MSTU's provide such services as street lighting, drainage improvements, median beautification, and community centers. Other taxes levied through the County's principal taxing authority include dependent fire district taxes for the Isles of Capri, Ochopee, and Collier County Fire Control. The MSTU's provide "tailor-made" government services, whereby only those directly benefiting pay for extraordinary service levels.

The general indicator of total property tax burden levied by Collier County and all special and dependent districts is the aggregate millage. The aggregate millage is the total of all non-voted ad valorem taxes to be levied by the principal taxing authority (the County) and all special and dependent districts divided by the countywide Gross Taxable Value for Operating Purposes. This millage equivalent combines the various millage rates for the numerous special and dependent districts into a County millage figure.

Section 200.065 (1) Florida Statutes (adopted in 1980) dictates to local governments the calendar and process for adopting millage rates. This section is commonly referred to as "Truth in Millage" or "TRIM", and establishes the statutory requirements that all taxing authorities levying a millage must follow, including all notices and budget hearing requirements. This law is designed to inform taxpayers which governmental entity is responsible for the taxes levied and the amount of tax liability owed to each taxing authority through the issuance of the Notice of Proposed Taxes (TRIM notice). The TRIM notice enables the taxpayer to compare the prior assessed value and taxes with the current year assessed value and proposed taxes. It also lets the taxpayer compare the amount of taxes if there is no budget change for the upcoming year. The notice also lists the date, time, and location of all budget hearings at which the taxing authorities will hear from the public. At these hearings, the taxing authorities establish the millage to be levied against the parcel of land shown on the TRIM notice. The notice also shows the deadline for filing a petition to protest the assessment and any denial of exemptions.

The law further requires local governments to compare proposed millage rates with "rolled back rates," rates that would generate the same tax revenue as the prior year, exclusive of new construction. The Florida Department of Revenue monitors compliance with the TRIM law.

Tax Reform Measures Adopted by the Florida Legislature

The Florida Legislature adopted the initial series of tax reform measures implemented in FY 08. As part of this first tax reform package, the Legislature approved a revenue constraint limiting a local government's ability to levy ad valorem taxes. Based on prior year tax levies, a local government was limited to one of the following: 97%, 94%, or 91% of the rolled-back millage rate. As applied to Collier County government, the FY 08 General Fund millage rate was limited to 91% of the rolled back millage rate. This levy required only a simple majority vote of the Board of County Commissioners.

Due to concerns about the service implications to local government resulting from tax reform, the Legislature made provisions for the FY 08 tax levy to exceed 91% of the rolled back millage rate (up to the rolled-back rate) with a 2/3 majority (super-majority) vote of the Board of County Commissioners; levying above the rolled-back millage rate required a unanimous vote of the Board of County Commissioners. The millage rate for Collier County as approved by the Board of County Commissioners was 91% of the rolled back rate or \$3.1469 per \$1,000 of taxable value.

FY 09 Tax Revenue Constraint - Levying the FY 09 Rolled Back Rate

Local government tax levies in FY 09 were also limited by legislative action. Pursuant to State Statute (CS for SB 1588), the taxable value within the jurisdiction of each taxing authority used in calculation of the rolled back rate shall be increased by an amount equal to the reduction in taxable value occurring as a result of recent amendments to the State Constitution.

The majority vote maximum millage rate that can be levied by the Board of County Commissioners as defined within FS 200.185 (5) is the TRIM rolled back rate adjusted by the 4.15% per capita Florida personal income factor multiplied by a percentage adjustment which accounts for the Amendment One impact.

The Board of County Commissioners can approve a millage rate increase of up to 110% of this year's maximum statutory millage rate (defined as rolled back plus the inflationary index - 4.15%) by two-thirds vote. This rate is not subject to the amendment one percentage adjustment which was applied in calculating the majority vote maximum millage rate.

The Collier County Board of County Commissioners - in light of the overwhelming local support for Amendment One and the property owner's desire for reduced property taxes - choose a millage neutral position for FY 09, even though the legislative framework would have allowed a millage rate increase by majority vote of 8.7% or \$3.4221 per \$1,000 of taxable value.

The County's proposed FY 2008 ad valorem revenue budget was reduced by 41.6 million dollars as a result of ad valorem mandates established during the 2007 legislative session. The impact of a statewide voter referendum in January 2008 (effective for the FY 2009 budget) reduced ad valorem tax revenues by an additional 13 million dollars. Cumulatively, over two years, Collier County lost 54.6 million in property tax revenue.

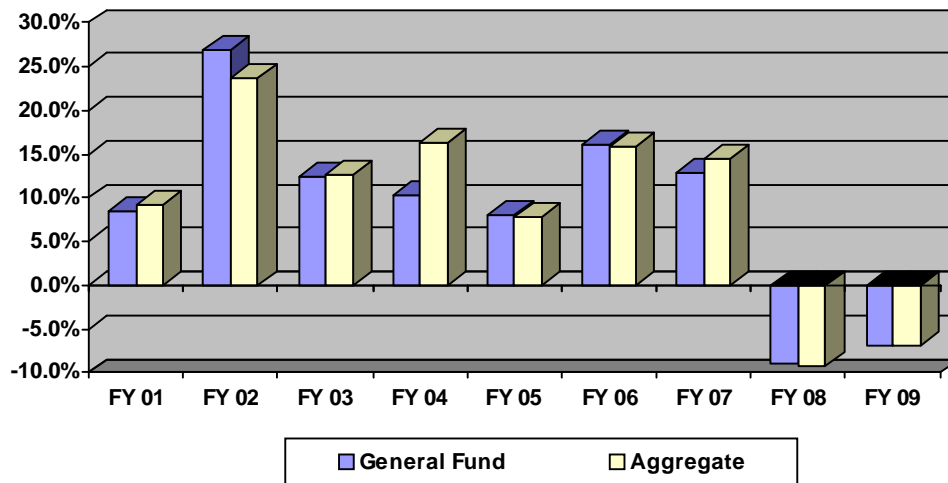
Millage History

The schedule and graph below shows the percentage increases above or below the rolled back millage rates for both countywide and aggregate taxes from FY 01 through FY 09; the impact of the tax reform measures is clearly demonstrated. (Note: A "mill" is equivalent to one dollar per thousand dollars of taxable value of a property).

Millage % Above or Below Rolled Back Rate

Fiscal Year	<u>General Fund</u>	<u>Aggregate</u>
FY 01	8.5%	9.3%
FY 02	26.9%	23.7%
FY 03	12.4%	12.7%
FY 04	10.3%	16.3%
FY 05	8.0%	7.9%
FY 06	16.0%	16.0%
FY 07	12.9%	14.4%
FY 08	(9.0%)	(9.2%)
FY 09	(7.0%)	(6.8%)

**Millage % Above or Below Rolled Back
(FY 01 - FY 09 Budget)**



Florida law prohibits millage rates for county services from exceeding 10 mills. Municipal services have a similar 10-mill limit. Millages specifically approved by the voters for debt service are excluded from these limits. As the tables on the following pages show, the County has kept the General Fund millage rate well below the 10 mill cap.

The County has historically collected approximately 96.5% of ad valorem taxes levied. For FY 09, taxes become due and payable in November 2008 with the tax considered delinquent if not paid by April 1, 2009. State law allows for a discount of up to 4% for early payment of taxes (November 4%, December 3%, etc.), thus, this 96.5% collection rate indicates an excellent collection record.

The enactment of Constitutional Amendment #10, Article VII, Section 4, was designed to protect homeowners from being taxed out of their homes due to rising property values. It limits increases in homestead property valuations for ad valorem tax purposes to a maximum of 3% annually. The constitutional amendment resulted in a dramatic shift in property tax burden from residential homestead property to non-homestead properties such as businesses, vacant lots, vacation homes, and rental properties. Property is reassessed at current market value upon change of ownership and may result in a major increase in the tax bill. Another consequence of the amendment is limiting a property owner's mobility (downsizing or upsizing, homeowners "trapped" in existing homes) due to the tax consequences of moving.

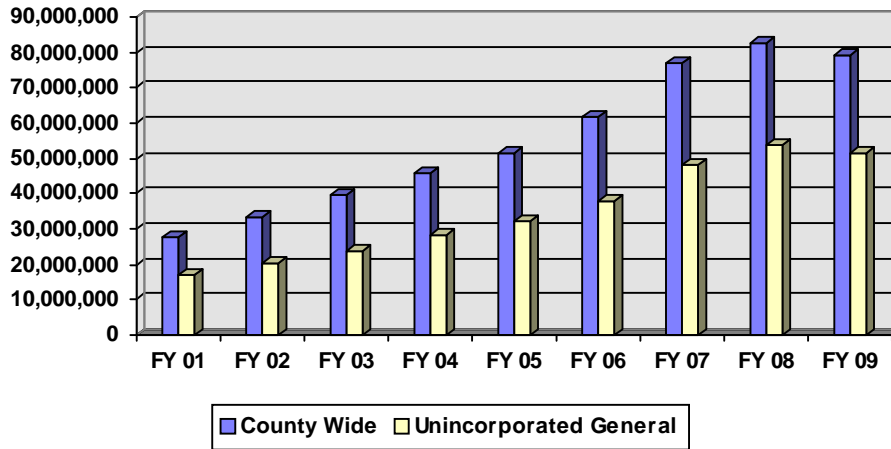
**Collier County Government
Fiscal Year 2009 Adopted Budget**

Taxable Property Values (000's omitted)

Taxing District	FY 01	FY 02	FY 03	FY 04	FY 05	FY 06	FY 07	FY 08	FY 09
General Fund	27,740,054	33,435,052	39,490,423	45,985,727	51,417,637	61,470,401	77,037,903	82,791,002	79,175,284
Unincorporated	17,028,521	20,198,840	23,885,019	28,362,635	32,027,063	38,121,547	48,352,488	53,614,386	51,239,294

Note: FY 09 values from July 1, 2008 certification and do not reflect Value Adjustment Board results.

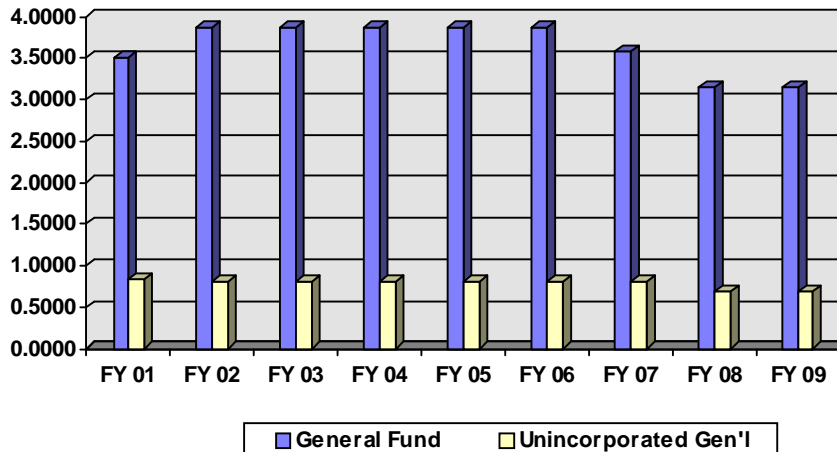
**Taxable Property Values
(FY 01 - FY 09 Budget)**



Property Tax Rates

Millage Area	FY 01	FY 02	FY 03	FY 04	FY 05	FY 06	FY 07	FY 08	FY 09
General Fund	3.5028	3.8772	3.8772	3.8772	3.8772	3.8772	3.5790	3.1469	3.1469
Unincorporated Area	0.8425	0.8069	0.8069	0.8069	0.8069	0.8069	0.8069	0.6912	0.6912

**Property Tax Rates
(FY 01 - FY 09 Budget)**

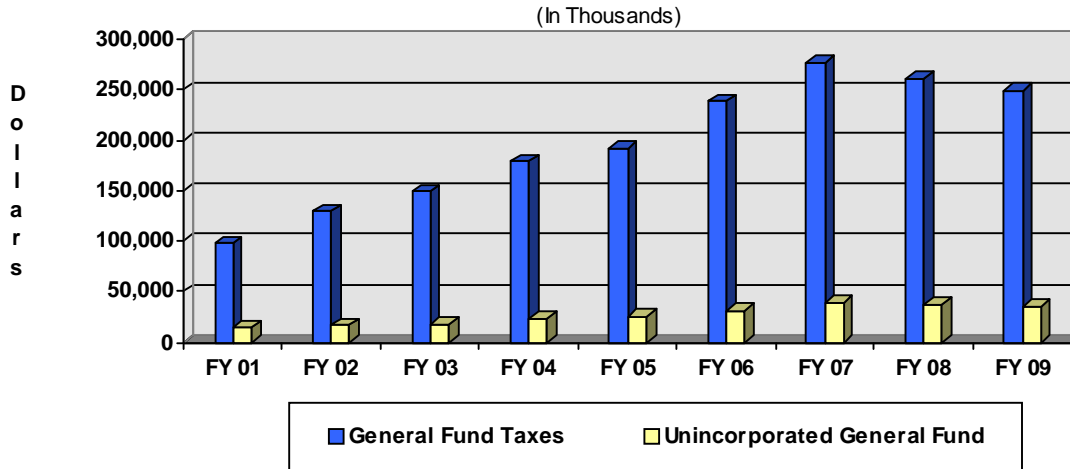


**Collier County Government
Fiscal Year 2009 Adopted Budget**

Major Property Tax Revenues

(000's) Omitted	FY 01	FY 02	FY 03	FY 04	FY 05	FY 06	FY 07	FY 08	FY 09
General Fund Taxes	97,167.9	129,632.8	148,875.5	178,807.3	191,788.5	238,333.0	276,339.3	260,535.0	249,156.7
Unincorporated General Fund	14,345.9	16,299.0	17,555.9	22,948.3	24,856.9	30,760.3	39,027.1	37,058.3	35,416.6

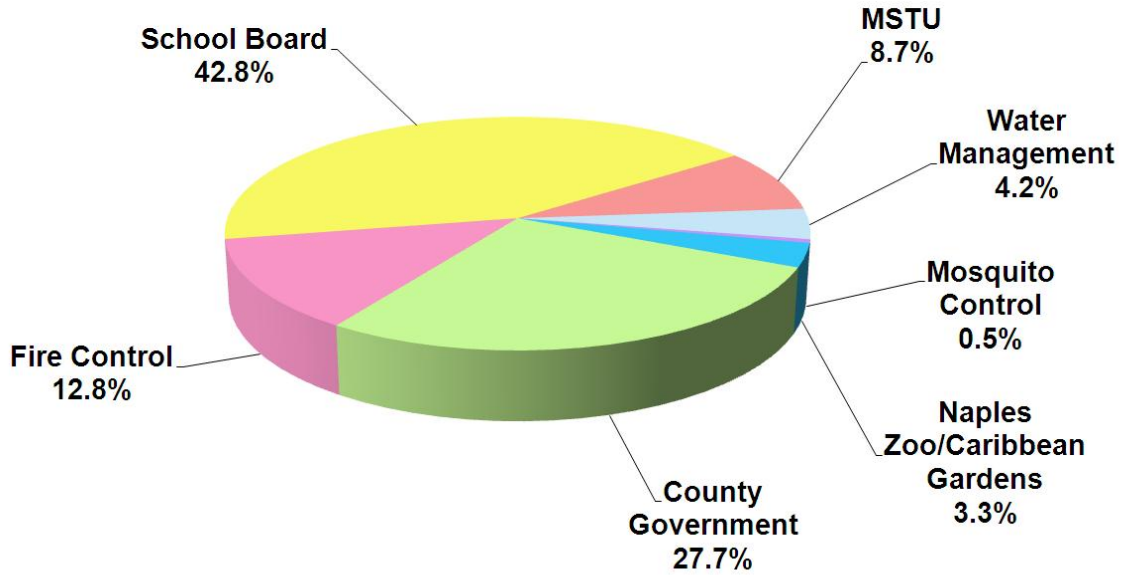
**Major Property Tax Revenues
(FY 01 - FY 09 Budget)**



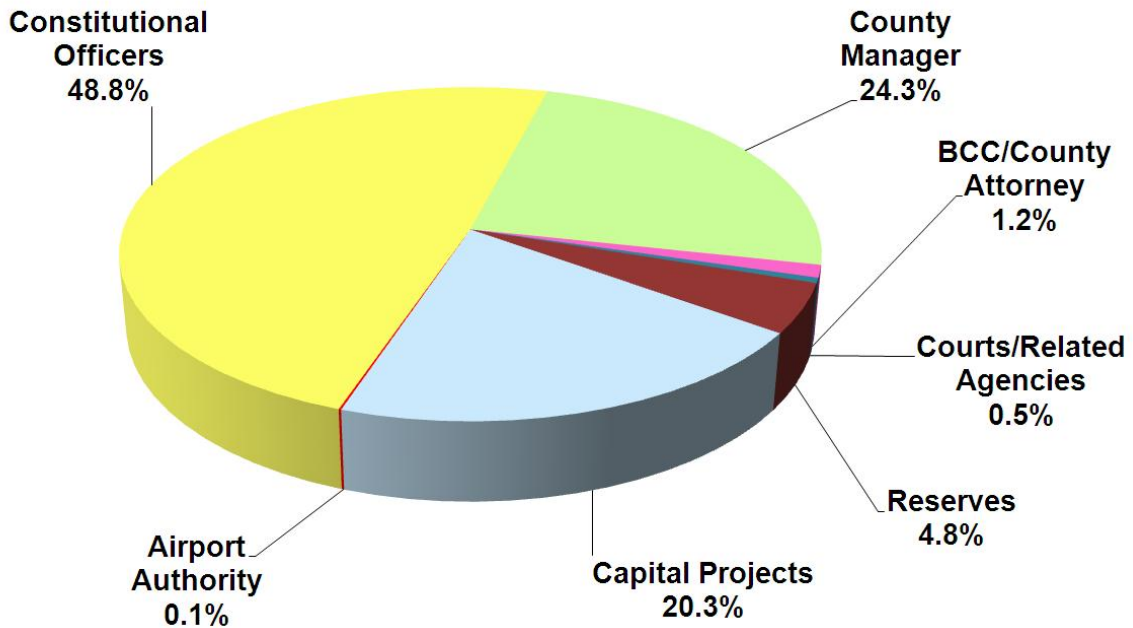
**A Typical Tax Bill
Per \$100,000 Taxable Value
(Ad Valorem Tax Levies)**

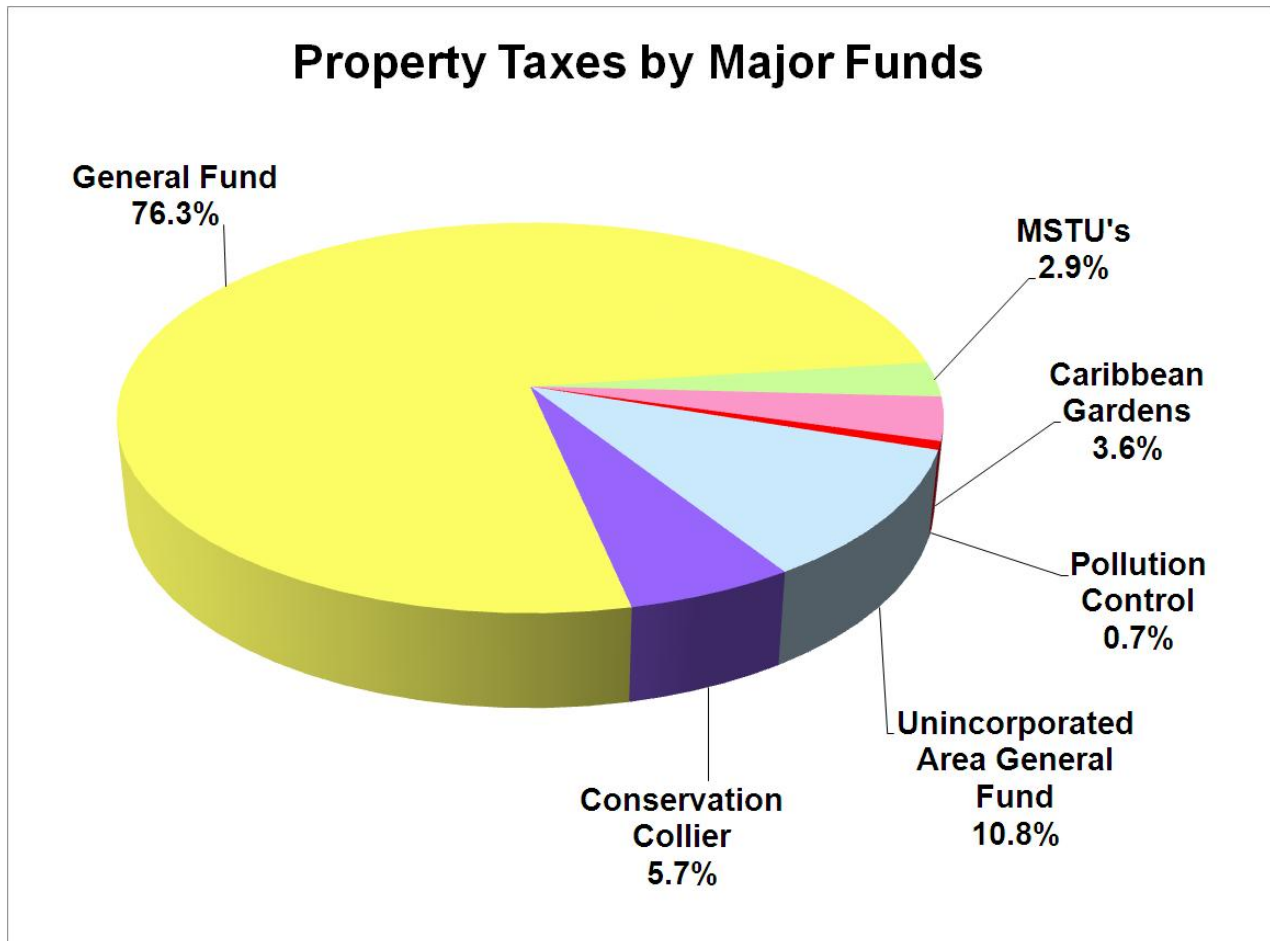
<u>Taxing Authority</u>	<u>Millage Rate</u>	<u>Assessed Tax</u>
County Government (County-wide)	3.1762	\$ 317.62
School Board	4.9090	\$ 490.90
Naples Zoo/Conservation Collier (voted)	0.3829	\$ 38.29
Water Management (SFWM/BCBB)	0.4814	\$ 48.14
Mosquito Control	0.0635	\$ 6.35
Fire Control	1.4657	\$ 146.57
MSTU's (County levied)	1.0031	\$ 100.31
Total Ad Valorem Taxes	11.4818	\$1,148.18

Typical Unincorporated Area Resident Tax Bill



Uses of General Fund Property Taxes





Other Major Funding Sources

Major funding sources other than property taxes include carry forward, internal services/transfers, bond/loan proceeds, sales tax, state revenue sharing, gas taxes, impact fees, tourist development tax and service charge/enterprise revenues.

Projections of FY 09 intergovernmental revenues (primarily gas and sales taxes) were based on an analysis of historical monthly receipts of these revenue sources and were compared to forecasts provided by the Florida Department of Revenue. In addition, the forecast was analyzed in the context of current economic trends. OMB staff monitors revenues (major intergovernmental revenues, enterprise fund revenues, and impact fees) on a monthly basis to identify both current revenue conditions and the potential need for budgetary adjustments.

Carry Forward

Carry Forward (Fund Balance) is an estimate of the excess of revenue above expenses from the previous fiscal year and available for use as a funding source in the succeeding fiscal year. Carry forward is a significant source of funds in the County budget, amounting to 21.8% of total revenues.

Multi-year grants and capital projects and related funding are approved by the Board for the projects initial budget year. All subsequent unspent budgets are carried forward into the new fiscal year.

**Collier County Government
Fiscal Year 2009 Adopted Budget**

During Collier County's final FY 2009 Public Budget Hearing held on September 18, 2008, the Board of County Commissioners (Board) adopted budget resolutions which recognized and appropriated estimated FY 2008 year end unspent balances of approved grant and capital project funds beginning October 1, 2008. In prior years, this action took place in the first month of the new budget year. This action was taken by the Board on September 18, 2008 to ensure that all continuing expense/expenditure appropriations would be available on the first day of the new fiscal year. Carry forward of unspent grant and capital projects amounted to 25% of total revenues.

Carry Forward revenue represents not only operating funds but also previously budgeted operating, debt service, and capital reserves that are "carried forward" to fund these same reserves in the new year or to fund capital projects in the current or future years. The largest sources of carry forward are the capital, debt service, and enterprise funds. In the General and MSTD General Funds, adequate carry forward/fund balance is maintained to provide cash flow for operations prior to the receipt of ad valorem taxes and other general revenue sources.

Bond/Loan Proceeds and Interest

Bond/Loan proceeds and interest amount to 6.2% of gross county revenues or \$89,835,800. In FY 09 debt proceeds in the amount of \$28,705,400 are budgeted for County water and wastewater system capital improvements, \$9,049,100 for the construction of four EMS stations, \$4,925,000 for the Sheriff's Records Management Software System Upgrade and \$17,000,000 is for land purchases for Conservation Collier. The balance of \$30,156,300 is budgeted for miscellaneous revenue and interest.

(000's) Omitted	<u>FY 01</u>	<u>FY 02</u>	<u>FY 03</u>	<u>FY 04</u>	<u>FY 05</u>	<u>FY 06</u>	<u>FY 07</u>	<u>FY 08</u>	<u>FY 09</u>
Bond/Loan Proceeds & Interest	14,520.0	55,680.0	102,125.0	115,252.5	476,325.2	253,723.8	267,089.1	385,693.3	89,835.8

State Shared Revenues

State shared revenues are comprised of the Local Half-Cent Sales Tax and State Revenue Sharing. OMB staff maintains a database of monthly receipts from these two sources and applies trend analysis in making revenue forecasts. A comparison is then made to projections provided by the Florida Department of Revenue as a final "reality check".

The Local Half-Cent Sales Tax is collected and distributed by the Florida Department of Revenue to counties and municipalities. The County's allocation is based on three equally weighted formulas: 1) each eligible county's percentage of the total population of all eligible counties in the state; 2) each eligible county's percentage of the total population of the state residing in unincorporated areas of all eligible counties; 3) each eligible county's percentage of total sales tax collections in all eligible counties in the preceding year. Collier County deposits the proceeds of this tax into the General Fund to fund general government operations. The FY 09 budget of \$29,274,000 is 8.5% below last year's (FY 08) actual receipts. The FY 09 budget figure takes into account warning statements from the State of Florida that consumer spending on durable goods and other general products will drop in the coming months. The mandated 5% revenue reserve also provides built-in protection from revenue fluctuations.

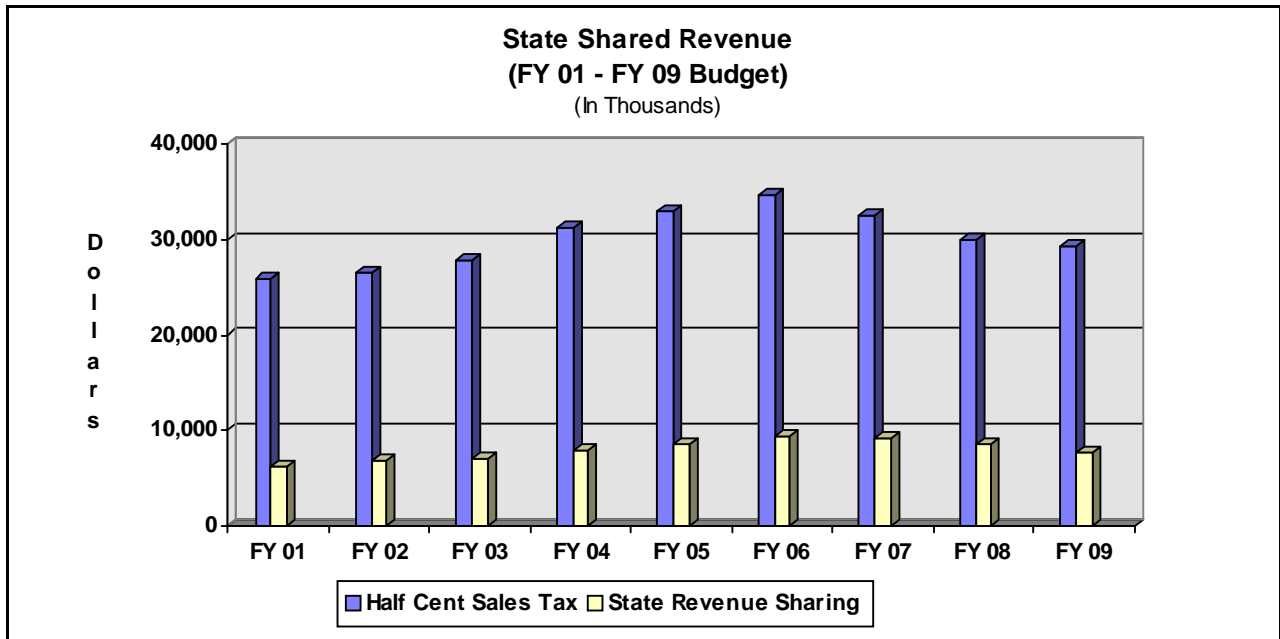
State Revenue Sharing funds were previously derived from the Florida Intangible Tax assessed on real estate debt obligations, other debt instruments and financial assets, with the balance from one cent of the State Cigarette Tax. Due to statutory changes at the state level, this program is now funded with 2.9% of net cigarette tax collections and 2.25% of sales and use tax collections. Funds

**Collier County Government
Fiscal Year 2009 Adopted Budget**

are distributed among counties based on a weighted average of proportionate county populations, unincorporated area populations, and sales tax collections. Collier County uses these funds for general government functions in the General Fund. The actual distribution to Collier County in FY 08 from this program was \$8,500,144. The FY 09 budget reflects a 8.5% decrease of actual FY 08 collections. This projection was consistent with projections provided by the State of Florida. Again, the mandated 5% revenue reserve offers built-in protection from revenue fluctuations.

State Shared Revenues

(000's) Omitted	FY 01	FY 02	FY 03	FY 04	FY 05	FY 06	FY 07	FY 08	FY 09
Half Cent Sales Tax	25,794.6	26,611.4	27,845.6	31,323.4	32,949.1	34,733.5	32,568.2	30,003.9	29,274.0
State Revenue Sharing	6,284.0	6,739.5	7,125.0	7,973.2	8,555.2	9,410.3	9,159.8	8,500.1	7,781.4
Total	32,078.6	33,350.9	34,970.6	39,296.6	41,504.3	41,143.8	41,728.0	38,504.0	37,055.4



Collier County Gas Tax Revenue

Gas taxes are a major source of revenue funding the County's road construction program. The County is using the proceeds of the Local Option Gas Tax (five cents per gallon) and the Constitutional Gas Tax (20% and 80% portions) for road capital improvements. Revenue generated by the Old Local Option Gas Tax (six cents per gallon), the County 7th Cent Gas Tax, and the balance of the County 9th Cent Voted Gas Tax is also used to fund road capital improvements. OMB staff maintains a database of monthly receipts from each individual gas tax and applies trend analysis in making revenue forecasts. FY 08 actual gas tax revenue was below forecast reflecting the soft Florida economy and the relatively high price of fuel. The County budgeted FY 09 fuel tax at the suggested amounts as provided by the State of Florida's Department of Revenue's Office of Tax Research. These amounts were revised in August; the Office of Tax Research recommended

**Collier County Government
Fiscal Year 2009 Adopted Budget**

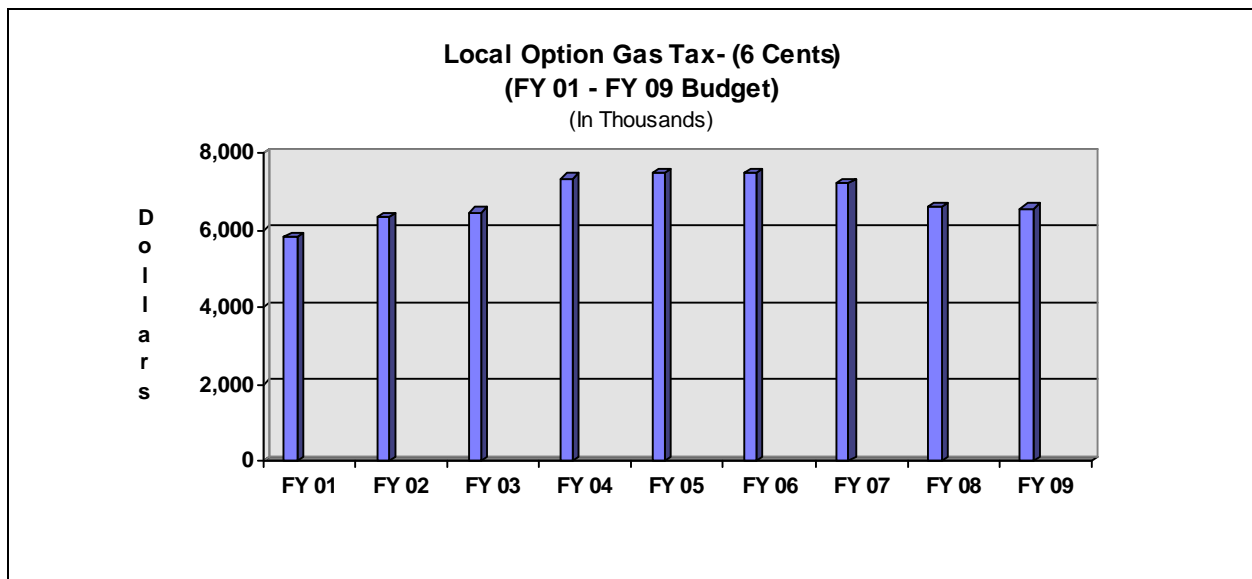
that the fuel tax estimates provided in June be reduced by 4%. There is a 5% revenue reserve (appropriating only 95% of estimated revenues) required by Florida Statutes to protect against revenue shortfalls.

Collier County Gas Tax Revenue

(000's) Omitted	<u>FY 03</u> <u>Actual</u>	<u>FY 04</u> <u>Actual</u>	<u>FY 05</u> <u>Actual</u>	<u>FY 06</u> <u>Actual</u>	<u>FY 07</u> <u>Actual</u>	<u>FY 08</u> <u>Forecast</u>	<u>FY 08</u> <u>Actual</u>	<u>FY 09</u> <u>Budget</u>
Local Option Gas Tax (6 Cents)	6,485.1	7,354.8	7,475.4	7,483.4	7,225.9	7,137.8	6,594.2	6,575.0
Constitutional Gas Tax (20%)	784.6	817.2	864.8	848.8	853.9	844.0	909.5	815.2
Constitutional Gas Tax (80%)	2,385.4	2,536.7	2,724.5	2,677.2	2,714.4	3,376.1	3,326.3	3,260.9
County Gas Tax (7th Cent)	1,709.3	1,797.0	1,877.9	1,893.4	1,864.1	2,000.1	1,753.5	1,858.5
Voted Gas Tax (9th Cent)	1,447.4	1,572.6	1,595.6	1,596.8	1,543.7	1,488.1	1,407.2	1,370.9
Local Option Gas Tax (5 Cents)	4,919.7	5,609.5	5,584.4	5,528.4	5,395.5	5,300.1	4,974.6	4,907.5
Total	17,731.5	19,687.8	20,122.6	20,028.0	19,597.5	20,146.2	18,965.3	18,788.0

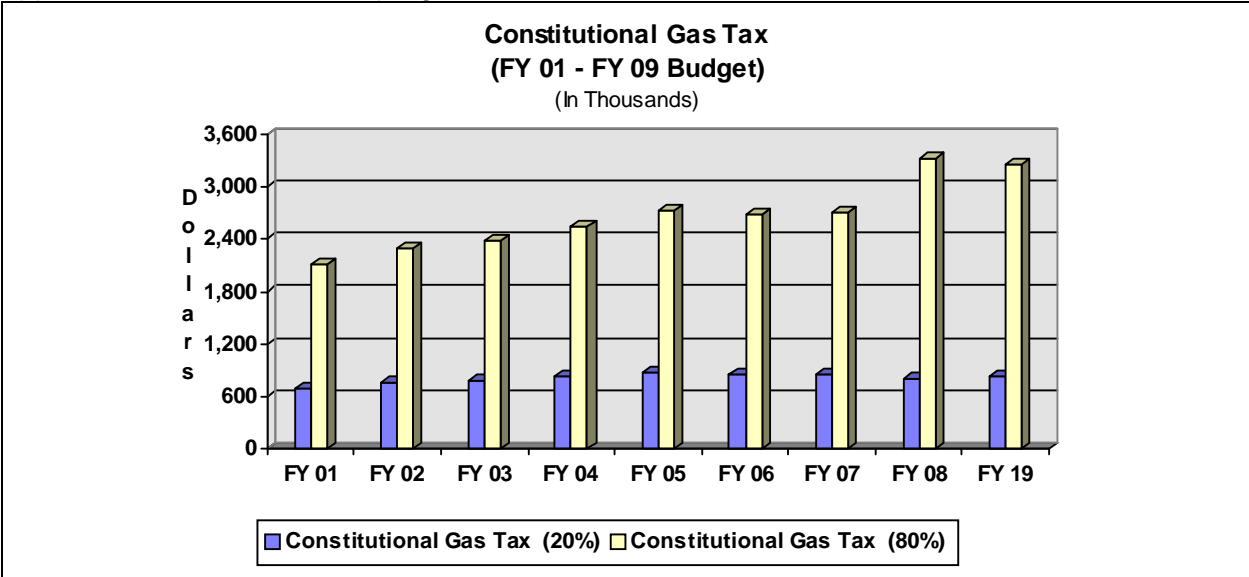
Local Option 6 Cents Gas Tax

The 6 Cent Local Option Gas Tax is collected by the State on behalf of Collier County, the City of Naples, the City of Marco Island, and Everglades City on each gallon of motor fuel and special fuel sold in the County, with municipal shares based on their transportation expenditures over a five-year period relative to such expenditures of the County. On September 24, 2003 the Board of County Commissioners adopted Ordinance No. 2003-35 extending the levy of an additional six-cent local option gas tax effective January 1, 2004, expiring December 31, 2025. In FY 09, the County anticipates receiving \$6,575,000 from this revenue source. The County's share of proceeds increased from 79.51% to 84.66% based on the updated transportation expenses incurred during the period from FY 98 through FY 02.



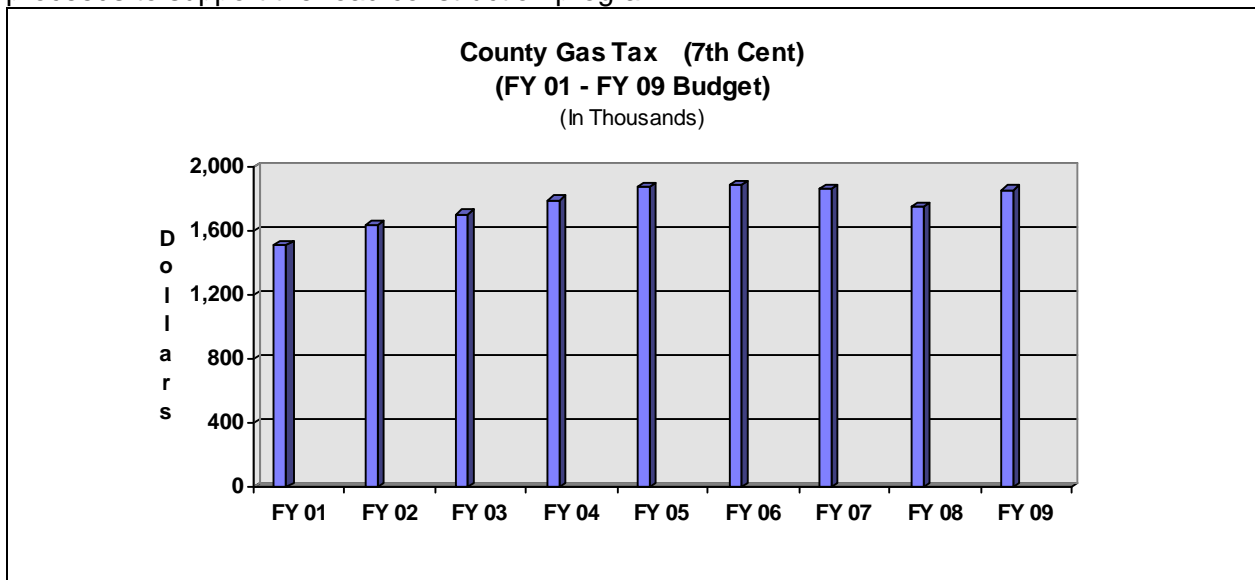
Constitutional Gas Tax 20% & 80%

Revenues from the Constitutional Gas Tax are collected by the state as a two-cent tax on each gallon of motor fuel and special fuel sold, in accordance with Article XII, Section 9(c) of the Florida Constitution. The state allocates 80% of this tax to counties after first withholding amounts pledged for debt service on bonds issued pursuant to provisions of the State Constitution for road and bridge purposes. In FY 08, the 80% Constitutional Gas Tax revenues increased by \$611,900 and starting in FY 09 the county budget the full allocation since the State of Florida made the final payment on the Collier County Road Bond. Collier County anticipates receiving \$3,260,900 from the 80% portion and \$815,200 from the 20% portion in FY 09 and will utilize the proceeds to support the road construction program.



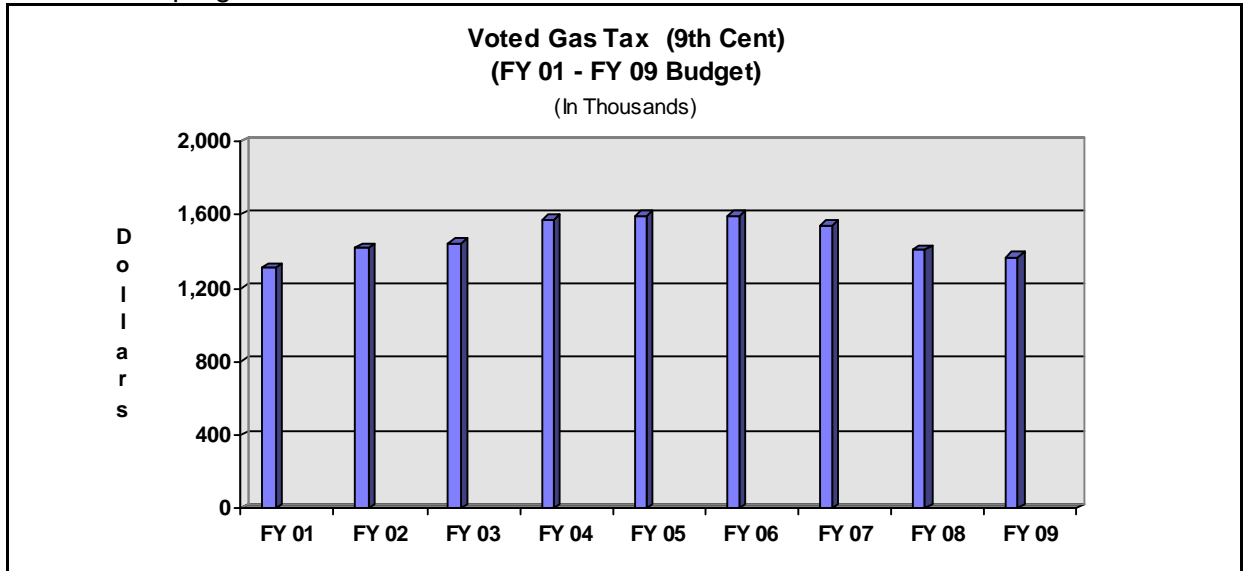
County 7th Cent Gas Tax

Funds for the County Gas Tax are collected by the state as a one-cent tax on each gallon of motor fuel and special fuel sold in accordance with Section 206.60 of the Florida Statutes. Collier County anticipates receiving \$1,858,500 from this revenue source in FY 09 and will utilize the proceeds to support the road construction program.



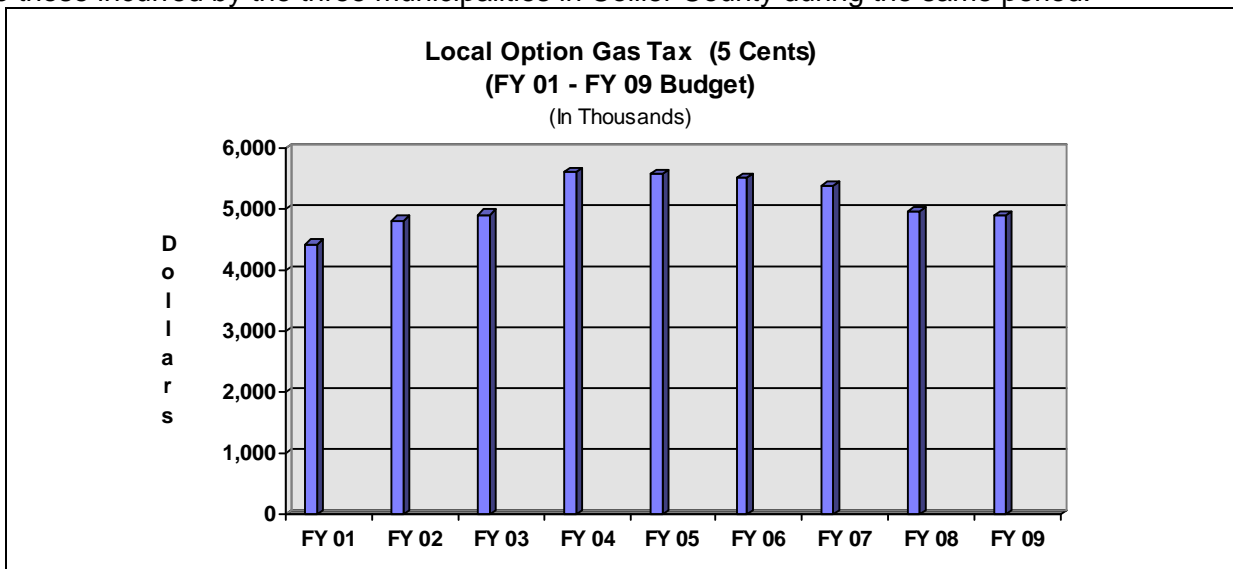
County 9th Cent Gas Tax

The County 9th Cent Gas Tax is collected by the State on behalf of Collier County as a one-cent tax on each gallon of motor fuel and special fuel sold in the County and taxed under the provisions of Section 336.02, Florida Statutes. The electorate of Collier County voted at a referendum held on March 11, 1980 to impose this additional fuel tax for the purpose of paying the cost of acquisition, construction and maintenance of roads and streets. In FY 09, there is \$1,370,900 budgeted from this revenue source and will utilize the proceeds to support the road construction program.



Local Option 5 Cents Gas Tax

The Florida Legislature, in special session in 1993 amended section 336.025, Florida Statutes to provide for the levy of an additional local option gas tax on motor fuel. On September 24, 2003 the Board of County Commissioners adopted Ordinance No. 2003-36 that set forth the levy of an additional five-cent local option gas tax effective January 1, 2004, expiring December 31, 2025. This tax is expected to generate \$4,907,500 in FY 09 and will be used for County road projects. The County's share of the proceeds from this tax increased from 80.09% to 84.66%, based on the actual transportation expenses of the County during the period from FY 98 through FY 02 relative to those incurred by the three municipalities in Collier County during the same period.



Collier County Impact Fees

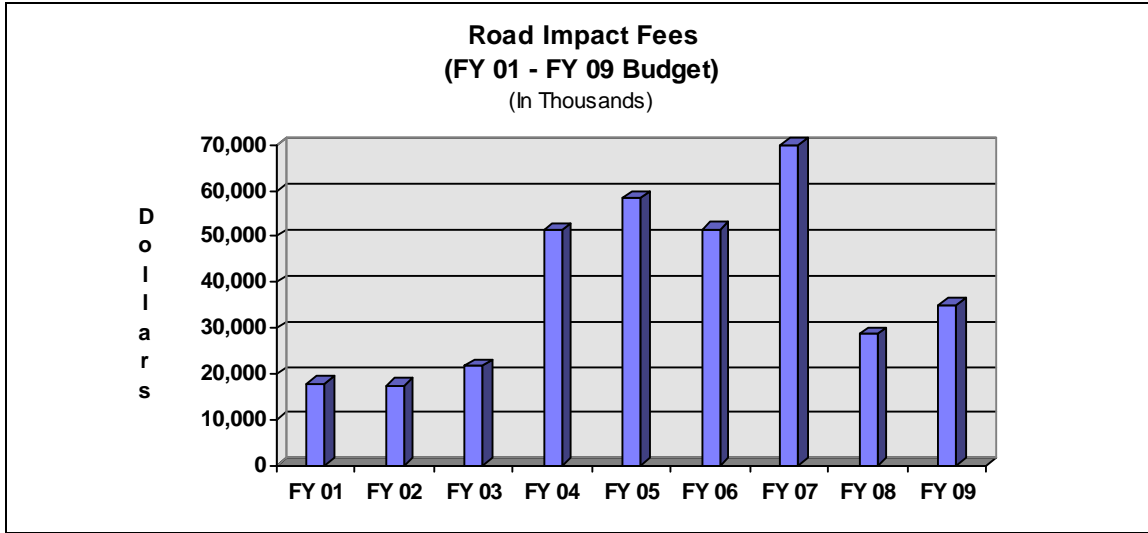
Collier County has adopted the use of impact fees as the appropriate funding source for capital improvements associated with new development. Impact fees are currently collected for road improvements, parks, libraries, emergency medical services, water and sewer service, correctional facilities, law enforcement facilities, fire, and government facilities. Each impact fee is set by ordinance after a thorough rate study. Revenue estimates for each impact fee are based on analyses of historical trends and overall economic conditions. In general, impact fee collections show a history of significant fluctuations corresponding to building industry trends, general economic conditions and the type of permit issued (i.e., residential, commercial, industrial). Total impact fee collections (all sources) are estimated to be \$48,397,400 in FY 09.

Collier County Impact Fee Revenues

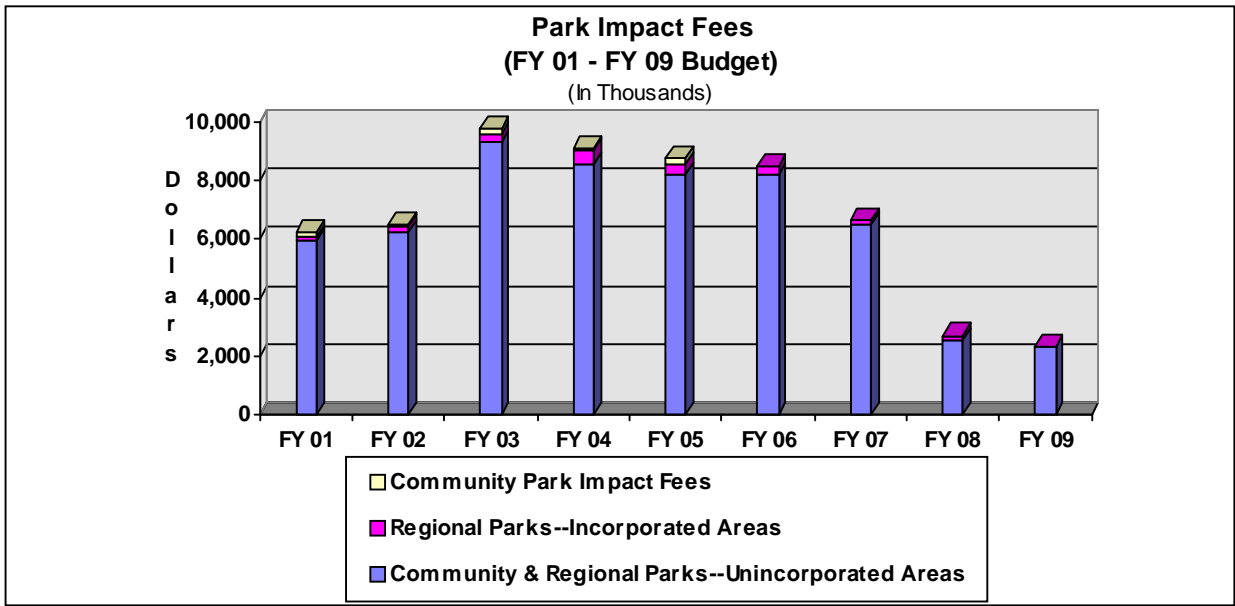
(000's) Omitted	FY 01	FY 02	FY 03	FY 04	FY 05	FY 06	FY 07	FY 08	FY 09
Road Impact Fees	17,898.2	17,557.5	21,541.7	51,380.6	58,526.4	51,572.3	69,953.4	28,738.7	35,000.0
Regional Parks – Incorporated	169.8	210.0	281.6	459.7	361.1	253.4	138.6	164.7	50.0
Community Parks	101.3	106.0	216.5	49.4	220.5	0.0	0.0	0.0	0.0
Reg./Comm. Parks – Unincorp.	5,937.1	6,223.1	9,330.6	8,571.3	8,197.8	8,241.8	6,531.7	2,538.5	2,300.0
Library	1,835.8	1,957.3	1,407.4	1,856.9	2,108.9	2,146.4	1,129.1	500.4	400.0
EMS	868.6	1,020.2	729.4	960.5	1,010.9	926.7	648.2	382.0	260.0
Water	7,905.6	10,360.6	10,059.2	12,112.6	11,484.9	14,525.2	9,767.6	4,887.7	4,842.5
Sewer	9,372.0	11,390.5	11,294.0	13,505.3	13,106.0	14,631.9	10,877.5	4,865.3	4,777.5
Correctional Facilities	2,319.0	1,964.4	1,965.5	2,147.1	2,277.4	2,658.3	2,144.6	1,148.2	861.0
Law Enforcement	0.0	0.0	0.0	0.0	19.5	574.3	835.7	709.2	575.0
Isle of Capri Fire	11.3	2.3	79.4	108.4	134.2	0.3	5.0	30.9	5.0
Ochopee Fire	12.4	30.8	8.9	23.9	39.1	37.7	35.0	4.1	6.4
Government Facilities	0.0	0.0	0.0	592.1	2,720.8	3,790.9	3,370.4	2,059.6	1,390.0
Total	46,431.1	50,822.7	56,914.2	91,767.8	100,207.5	99,359.2	105,436.8	46,029.3	48,397.4

Road Impact Fees are collected from six separate road-planning districts within the County. The funds are used on road projects that benefit the individual districts or provide overall transportation network improvements that benefit the districts. Annual collections of this revenue source have in the past shown large fluctuations due to year-to-year variations in construction activity, thus, they are difficult to project with a great deal of certainty. In addition, (starting in FY 03) upon approval of a site development plan, developers of Planned Unit Developments (PUD's) are now required to pay 50% of the total estimated road impact fees up front. In FY 09 road impact fee revenue is budgeted at \$35,000,000.

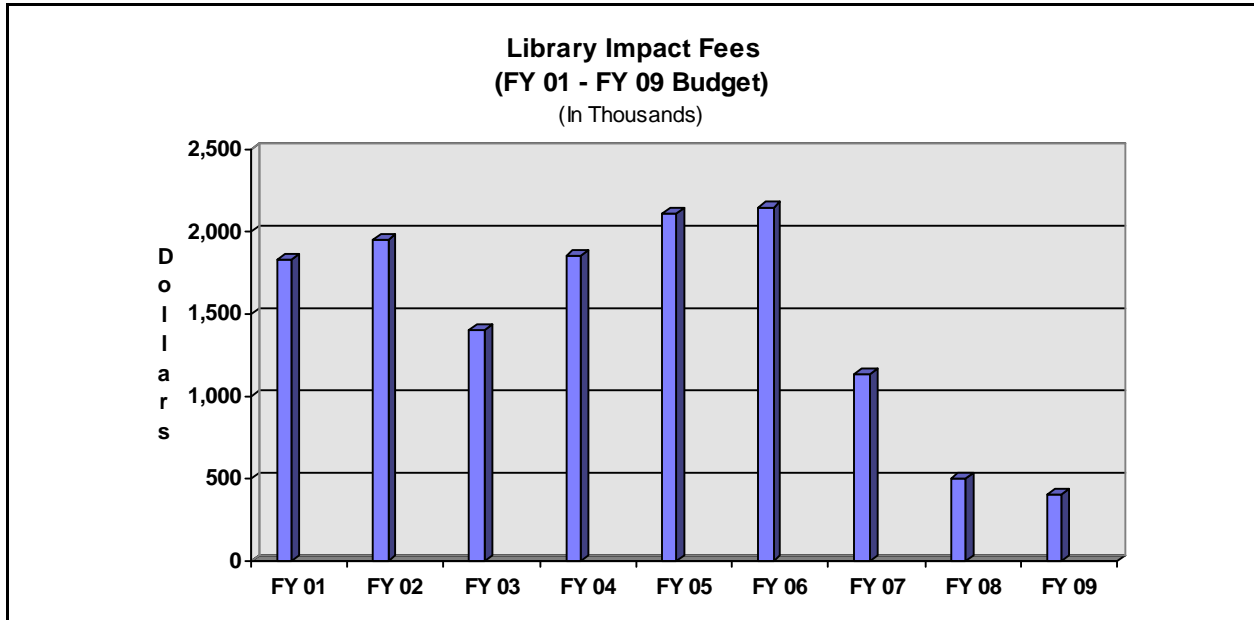
**Collier County Government
Fiscal Year 2009 Adopted Budget**



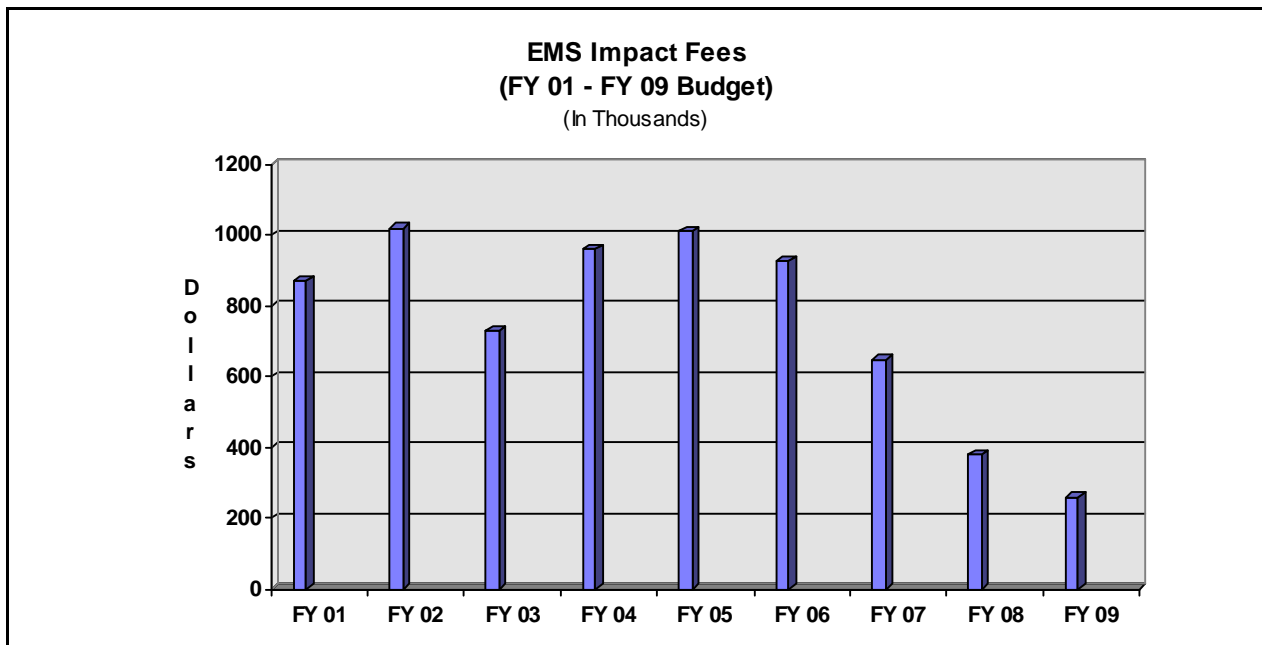
Park Impact Fees included separate regional and community park impact fees through June 1999. Parks capital improvements were likewise categorized into regional and community park projects. Beginning in the third fiscal quarter of FY 99, impact fees are categorized as Regional Parks—Incorporated Areas and Community and Regional Parks - Unincorporated Area. For FY 08, Community Park impact fee revenue is estimated to be \$0, Regional Parks -Incorporated Areas impact fee revenue is estimated to be \$50,000, while Community and Regional Parks - Unincorporated Area impact fee revenue is budgeted at \$2,300,000.



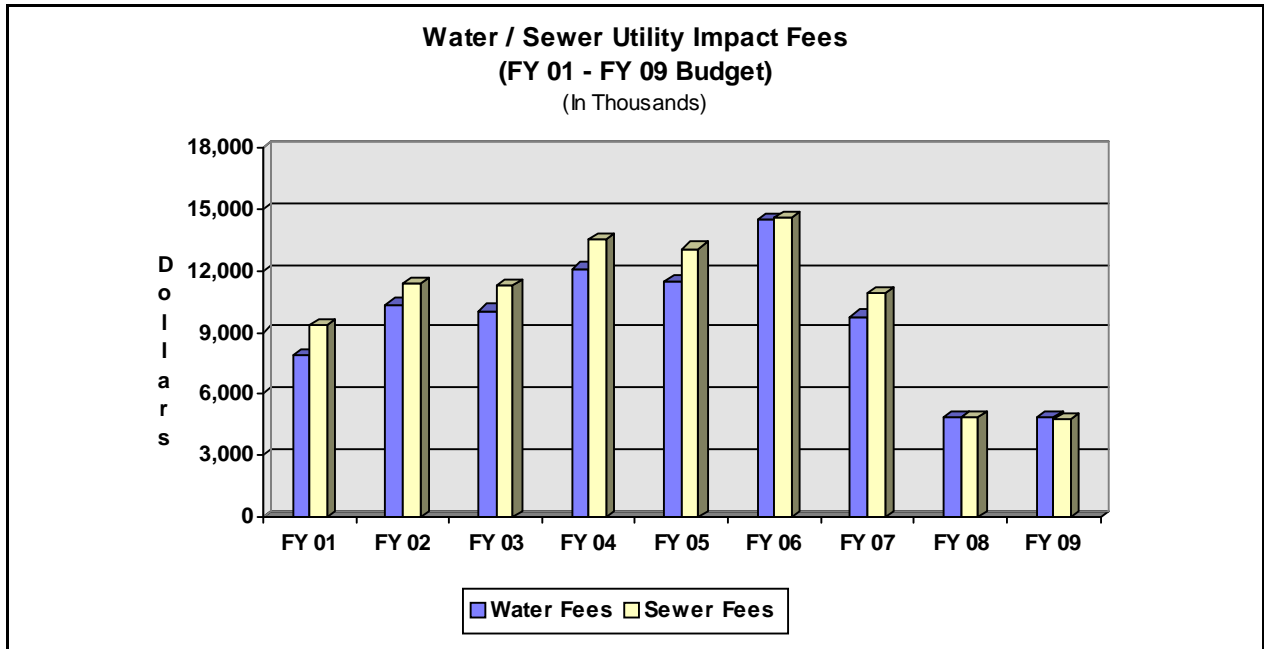
Library Impact Fees are used to fund growth related facility additions and expansions, as well as the acquisition of library materials necessary to maintain a 1.80 books per capita ratio. For FY 09, there is \$400,000 in budgeted library impact fee revenue.



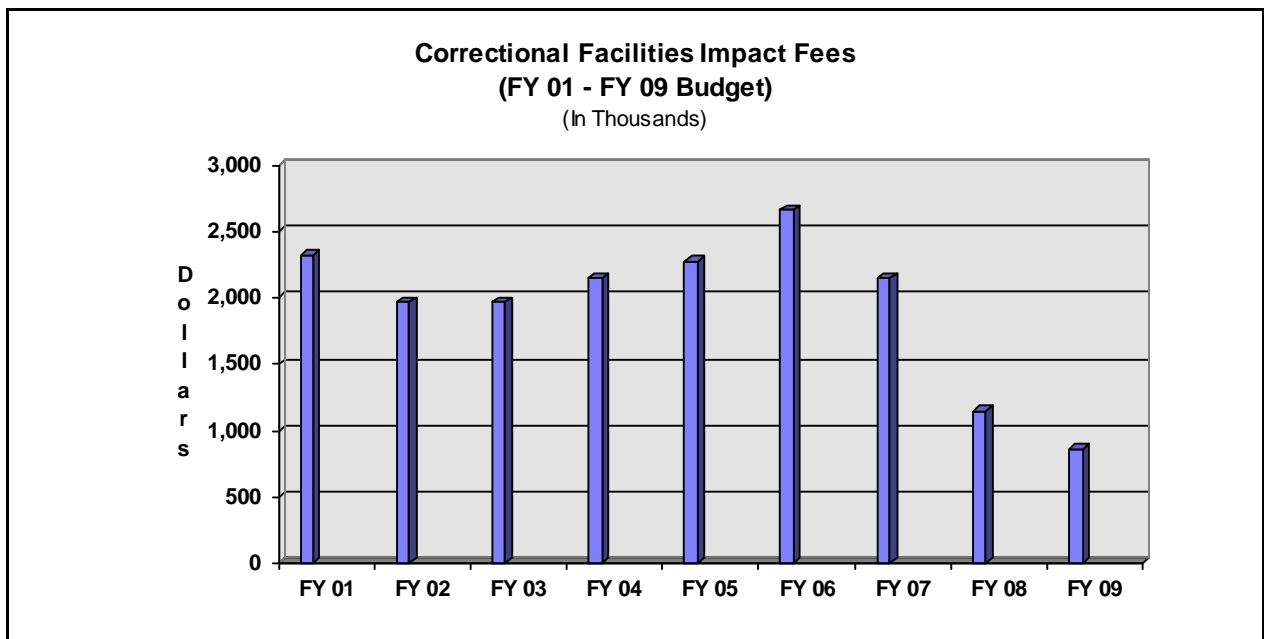
EMS Impact Fees were originally implemented in FY 92 and are used to fund growth driven EMS facility and equipment needs. For FY 09, EMS impact fee revenue is estimated at \$260,000. EMS impact fee revenue is particularly sensitive to the types of permits issued.



Water & Sewer Utility Impact Fees are used to fund growth driven water and sewer facility expansions and additions. For FY 09, water impact fees are estimated at \$4,842,500 and sewer impact fees are estimated at \$4,777,500. Revenue budgeted in FY 09 was based on a rate study approved by the Board on June 24, 2008.

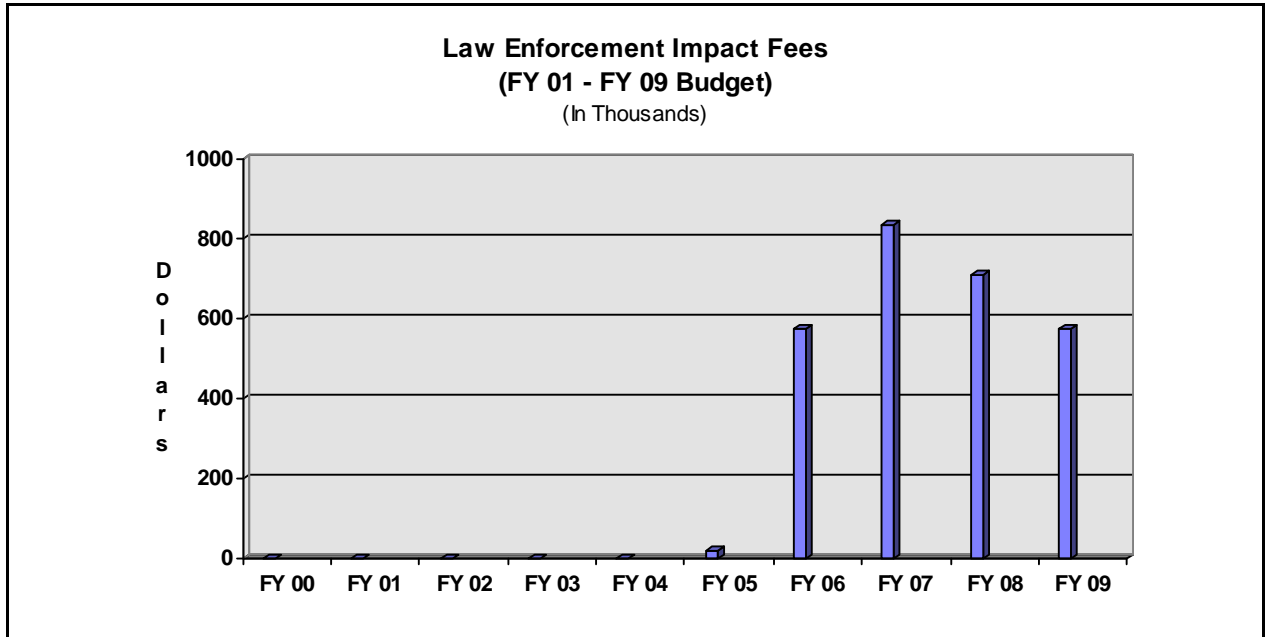


Correctional Facilities Impact Fee was implemented in FY 99 and is used to fund growth driven jail facility expansions/additions. For FY 09, there is \$861,000 in budgeted Correctional Facilities impact fee revenue. Actual revenues received are highly variable based on the types of commercial buildings permitted in a given year.

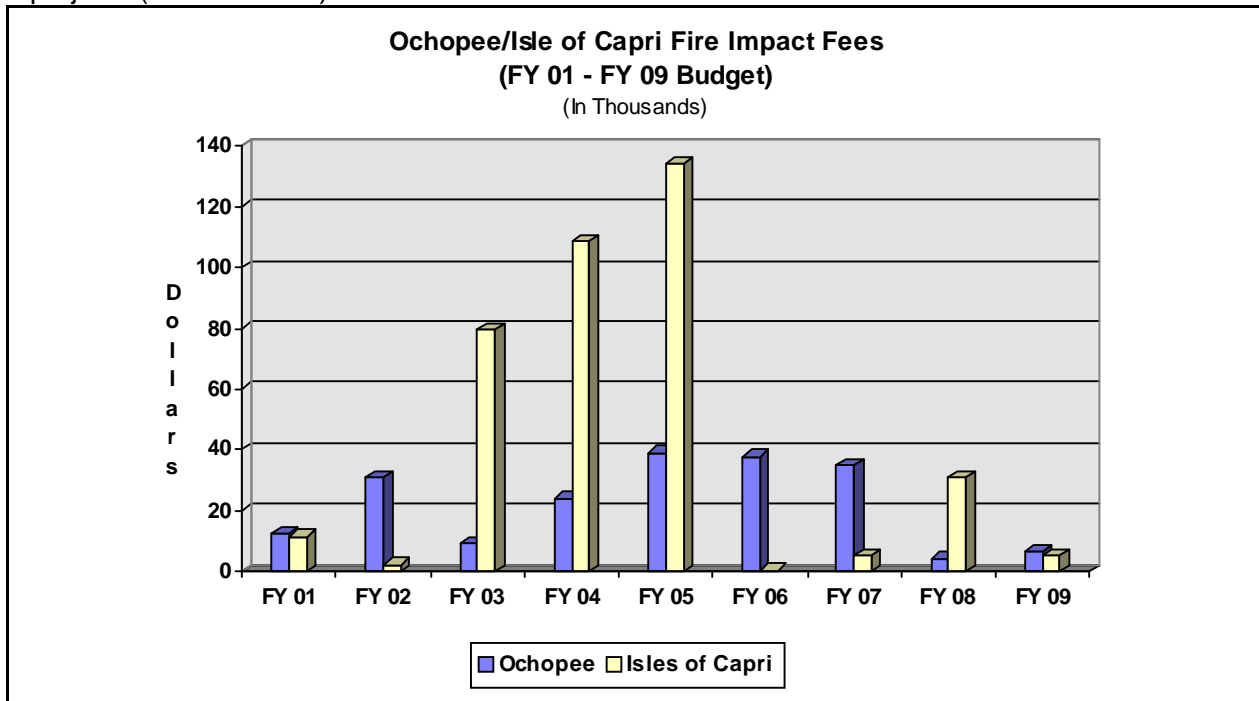


**Collier County Government
Fiscal Year 2009 Adopted Budget**

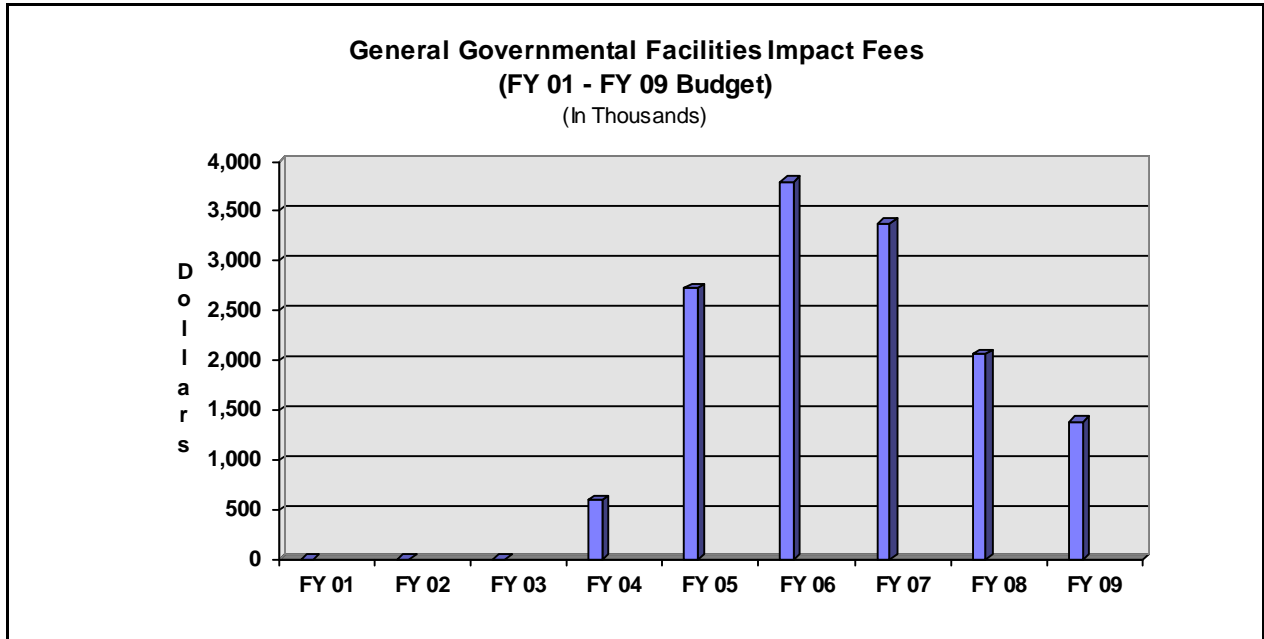
Law Enforcement Impact Fee was implemented in FY 05 and is used to fund growth driven law enforcement equipment and facility additions. For FY 09, Law Enforcement impact fee is revenue estimated at \$575,000.



Ochopee/Isles of Capri Fire Impact Fees were implemented in FY 98 and are used to fund growth driven fire facility and equipment needs. For FY 09, there is \$6,400 budgeted in Ochopee Fire impact fee revenue; there is \$5,000 budgeted in the Isles of Capri impact fee district. The large spikes in the Isles of Capri impact fee revenue in prior years were attributable to large development projects (condo towers).



General Governmental Facilities Impact Fee was implemented in FY 04 and is used to fund growth driven facility expansions and additions. For FY 09, General Governmental Facilities impact fee revenue is estimated at \$1,390,000. It must be noted that actual revenues received are highly variable based on the types of commercial buildings permitted in a given year.



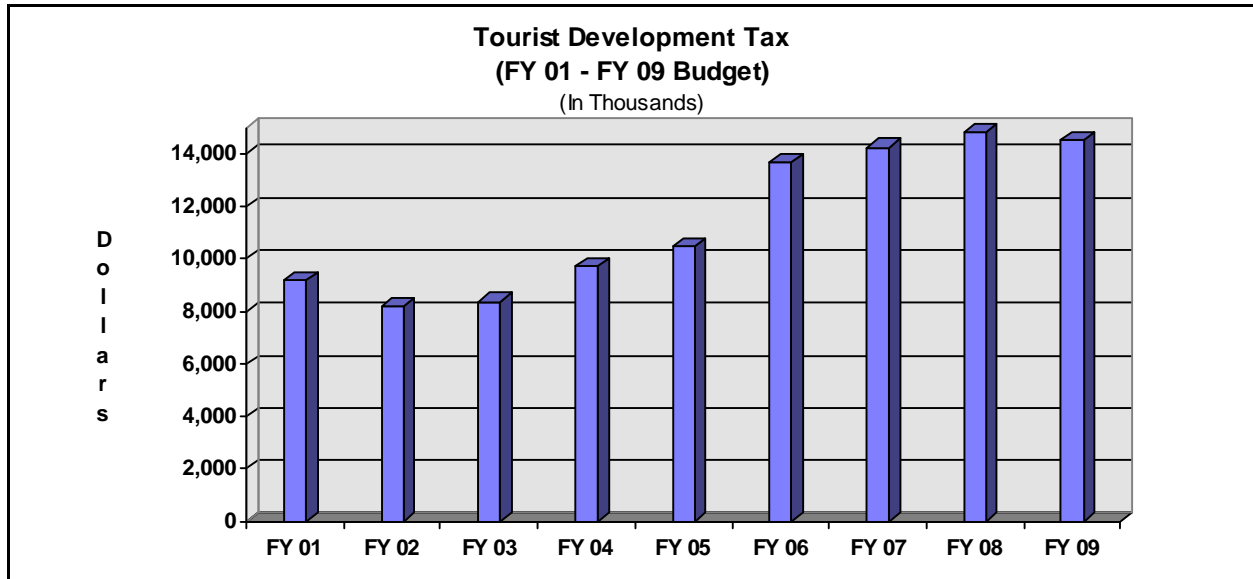
Tourist Development Tax Revenue

In November 1990, Collier County voters approved the implementation of a 3% tourist tax; 2% was allocated for beach renourishment and tourism promotion and 1% was allocated for debt service on a baseball stadium. This tax was challenged in the courts, and the County ceased collecting the 3% tourist tax. In November 1992, voters approved a new tourist tax plan of 2%. This 2% tax was implemented in January 1993. In January 1996, this tax was increased by 1% for the county beach renourishment program. FY 02 actual receipts reflect the impact on tourism of the September 11, 2001 terrorist attacks. In August 2005, this tax was increased by 1% for additional tourism promotion.

Revenue is budgeted conservatively as it is recognized that state and national economic trends, stock market fluctuations, and hurricane activity can all negatively impact tourism in South Florida. FY 08 collections exceeded budget by \$296,000 due in part to an aggressive marketing and advertising campaign targeted at the European market and local Florida weekend travelers. FY 09 budgeted revenue is projected at the FY 08 budget of \$14,500,000 and it is anticipated that any decrease in tourism dollars due to economic conditions will fall within the 5% revenue reserve.

**Collier County Government
Fiscal Year 2009 Adopted Budget**

(000's) Omitted	<u>FY 01</u>	<u>FY 02</u>	<u>FY 03</u>	<u>FY 04</u>	<u>FY 05</u>	<u>FY 06</u>	<u>FY 07</u>	<u>FY 08</u>	<u>FY 09</u>
Tourist Development Tax	9,175.2	8,194.9	8,370.4	9,720.2	10,484.4	13,634.8	14,228.7	14,795.6	14,500.0



Service Charges/Enterprise Fund Revenues

Where appropriate, Collier County charges fees for services provided. The Parks and Recreation Department and the Community Development Division are the two areas where charges for services are most prevalent. The Parks and Recreation Department charges for admission to the Sun-N-Fun water park, the Golden Gate Aquatic Facility and the numerous athletic and recreational programs it conducts. The Community Development Division charges fees for building and related permits.

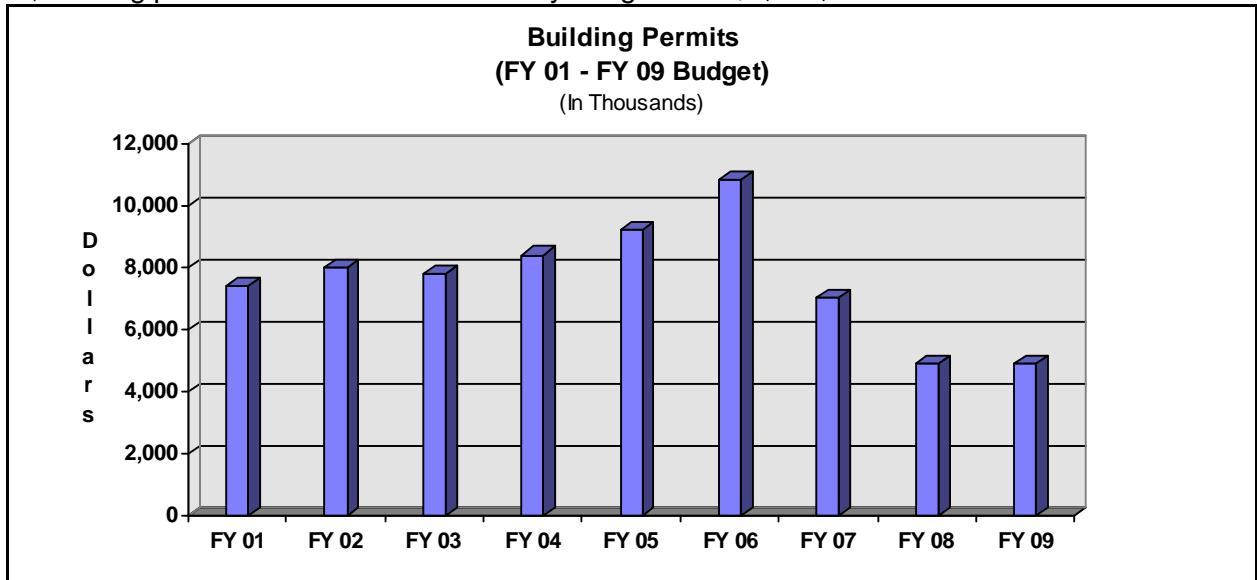
Enterprise funds are set up to account for activities that are operated similarly to private enterprises, such as the County Water-Sewer District, Solid Waste Disposal, Emergency Medical Services, and the Collier County Airport Authority.

Service Charges/Enterprise Fund Revenues

(000's) Omitted	<u>FY 01</u>	<u>FY 02</u>	<u>FY 03</u>	<u>FY 04</u>	<u>FY 05</u>	<u>FY 06</u>	<u>FY 07</u>	<u>FY 08</u>	<u>FY 09</u>
Building Permits	7,404.1	7,984.7	7,797.9	8,415.1	9,213.5	10,816.9	7,045.3	4,901.6	4,910.0
Water Revenue	19,558.8	22,917.9	25,202.4	28,234.0	31,249.6	34,630.0	41,725.0	45,987.3	43,344.8
Sewer Revenue	22,321.5	24,803.0	27,689.4	31,457.7	35,654.4	39,036.9	43,843.8	47,686.8	48,739.0
Landfill Tipping	9,880.1	10,580.9	9,641.9	9,400.2	9,946.2	17,487.1	16,218.3	15,391.3	17,548.9
Mandatory Fees	7,554.3	8,504.7	10,156.3	11,439.7	12,463.9	14,543.4	16,096.4	17,237.1	17,787.1
Ambulance Fees	3,934.4	5,007.2	5,557.3	6,572.8	7,523.2	8,665.5	8,632.2	9,132.8	8,900.0
Airport Fees	1,572.9	1,474.3	1,635.6	1,907.1	2,319.7	2,464.3	2,286.4	3,525.5	4,222.8
Total	72,226.1	81,272.7	87,680.8	97,426.6	108,370.5	127,644.1	135,847.4	143,862.4	145,452.6

Building Permit Fees

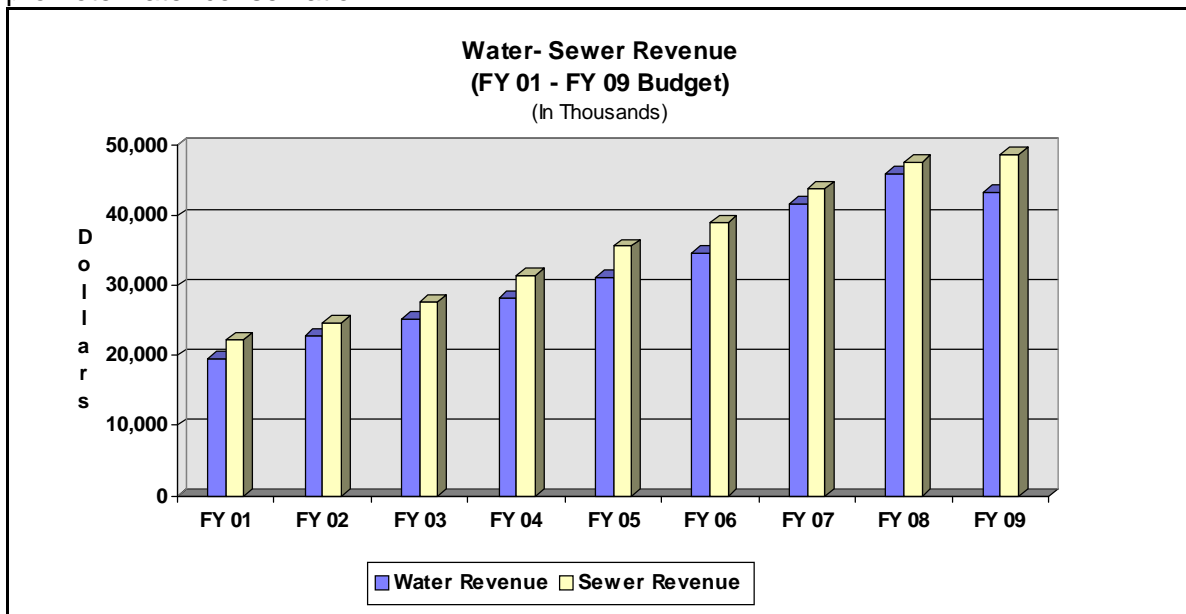
The Community Development Division charges for building and various other permits required of the construction and development industry. Based on the actual permit levels experienced in FY 08, building permit revenue is conservatively budgeted at \$4,910,000 in FY 09.



Water -Sewer District Revenue

The Water-Sewer District rates are set by ordinance. Water rates include a base rate plus a volume usage charge that is designed to encourage water conservation. The sewer rates also include a base charge and a volume charge based on water usage, however for residential customers, there is a cap on the volume charge to take into account that not all water used is returned via the sewer system (e.g. swimming pools, lawn watering).

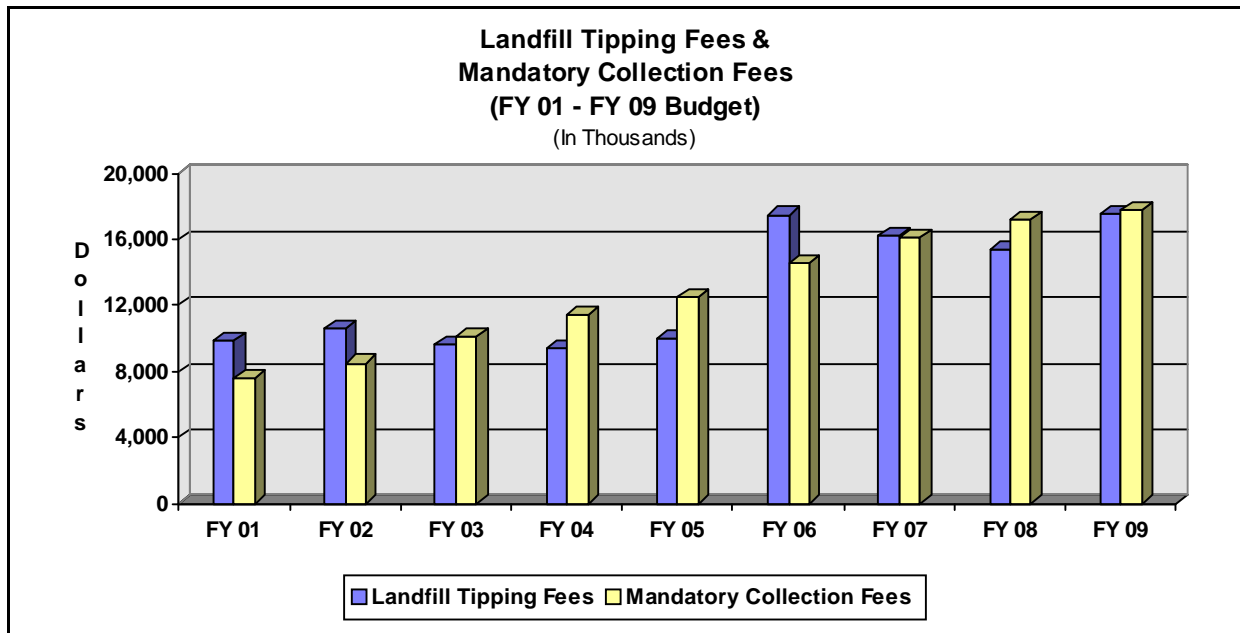
Projected FY 09 water and wastewater revenues are \$43,344,800 and \$48,739,000 respectively. These revenues continue to reflect the revised rate structure. Recent rate changes included an inverted rate schedule (the more a customer uses, the more the customer pays) designed to promote water conservation.



Landfill/Mandatory Collection Fees

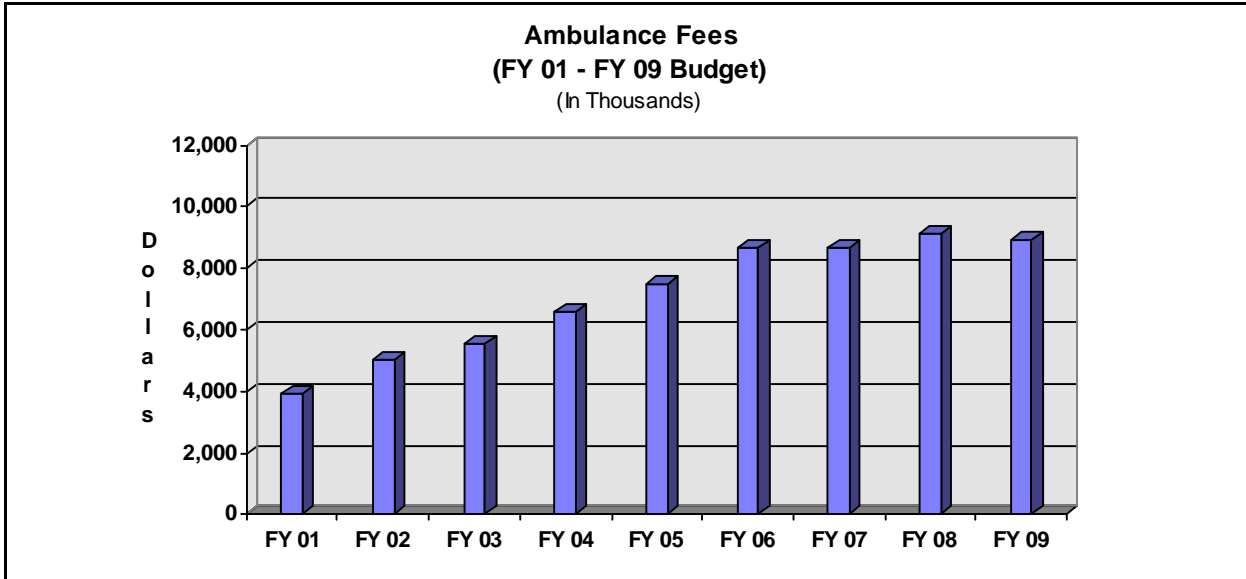
Landfill tipping fees are the primary source of revenue for the Solid Waste Disposal Department, estimated at \$17,548,900 in FY 09. Landfill tipping fee revenue reflects an increase in anticipated tonnage processed, as well as a CPI rate adjustment. Note: Tonnage processed at the landfill sites has moderated due to increased recycling efforts.

Mandatory Collection fees: Single family residences have been required to have garbage disposed of through the County's contractor since January 1991. Residents are billed for the cost of this collection and disposal service that is estimated to be approximately \$17,787,100 in FY 09. Mandatory collection fees increased in Naples by 2.4% to \$171.74 and by 2.6% in Immokalee to \$161.57 for FY 09.



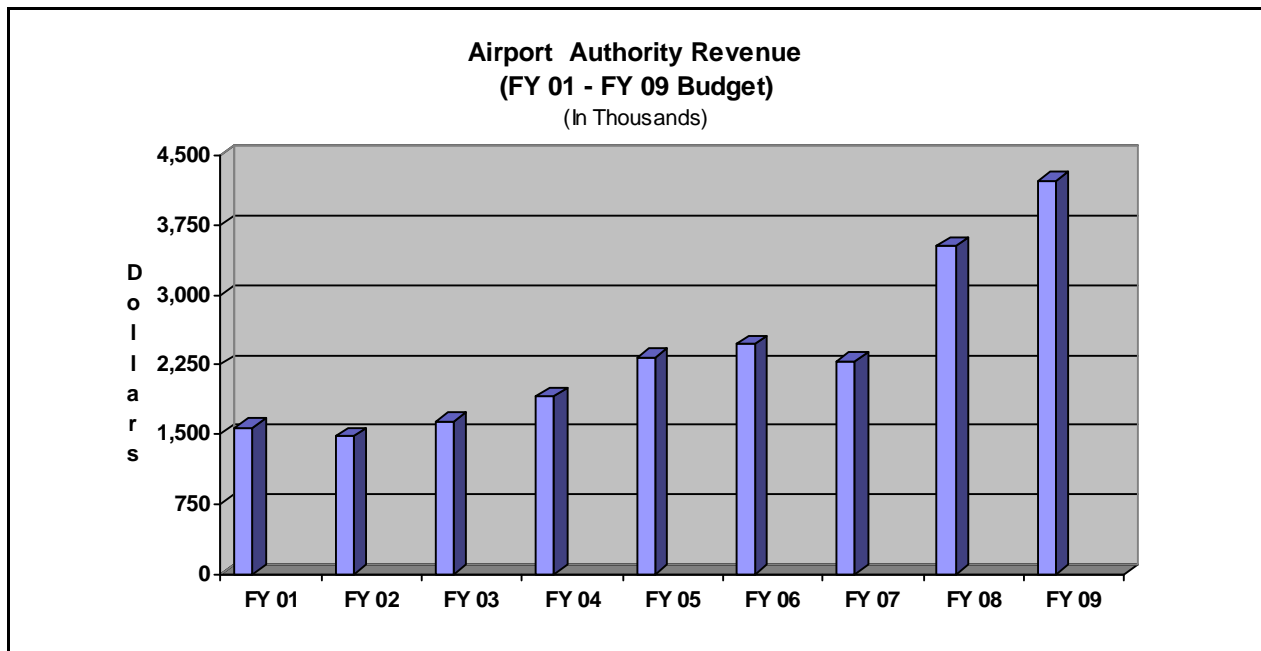
Ambulance (EMS) Fees

The Emergency Medical Service department (EMS) is funded through a mix of General Fund support and ambulance user fees. The user fees are evaluated annually to maximize revenue and thereby reduce the subsidy from the General Fund. During the course of FY 07, Collier County transitioned to a contracted ambulance billing service. Actual ambulance fee revenue collected in FY 08 was approximately \$2.0 million less than the amount forecast and was a function of economic conditions, insurance carriers paying less than full billings (short pay) as well as a shift from commercial payments to private (uninsured/underinsured) payers. Ambulance fees are budgeted at \$8,900,000 in FY 09 based on estimated collections projected by the billing service provider.



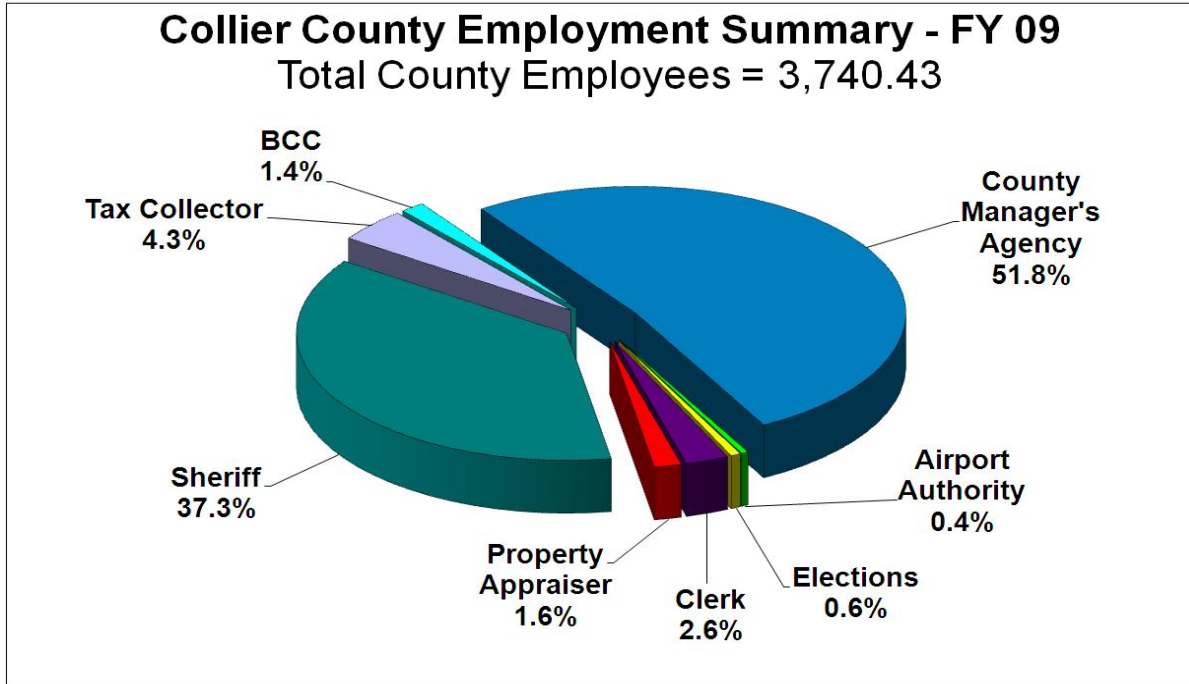
Airport Authority Revenue

Airport Authority operations are funded through a mixture of General Fund support and fees for services. The primary revenues are from fuel sales, T-hangar leases, and other facility leases. Revenue generated at the Marco Island Executive Airport is estimated to be \$3,119,700 in FY 09. Revenues at the Immokalee Regional Airport are planned to be \$982,900 while revenue generated at Everglades City Airpark is expected to be \$120,200. FY 09 total Airport Authority revenue from all sources is 25% higher than FY 08 actual receipts. The increase is primarily attributable to aviation fuel sales which comprise approximately 86% of all Airport Authority revenue.

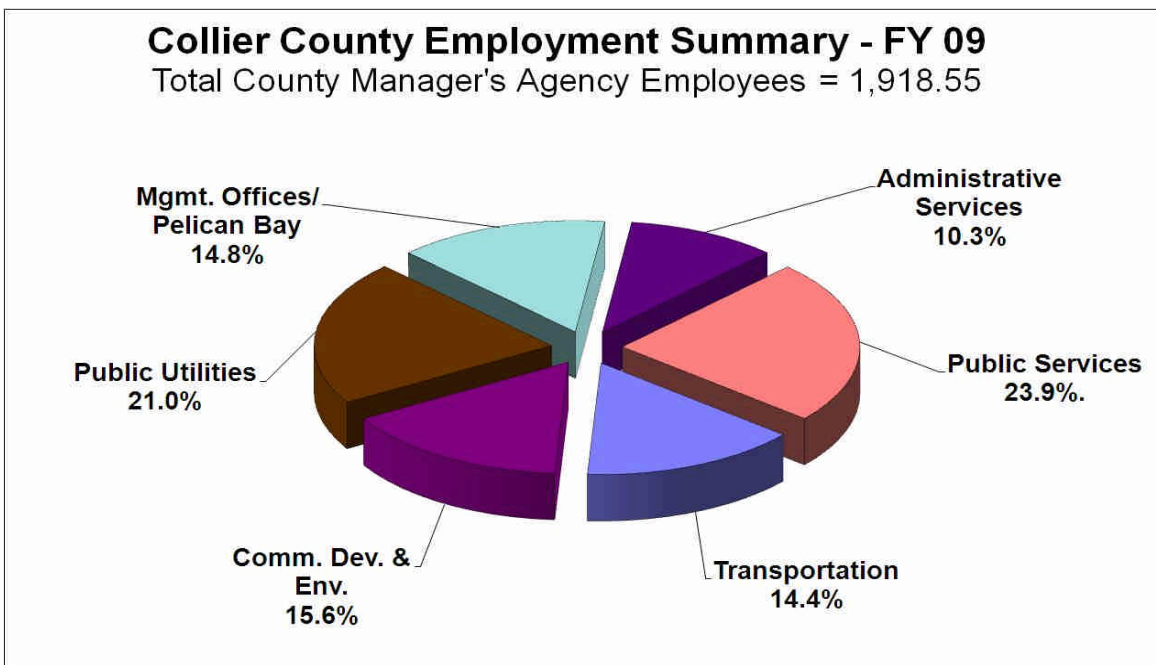


Employment Summary

The chart below provides a breakdown of the 3,740.43 County employees authorized in the FY 09 budget. This includes employees working within the County Manager's Agency and within the agencies of the Elected Public Officials. The majority of employees are concentrated within the County Manager's Agency and the Sheriff's Office.



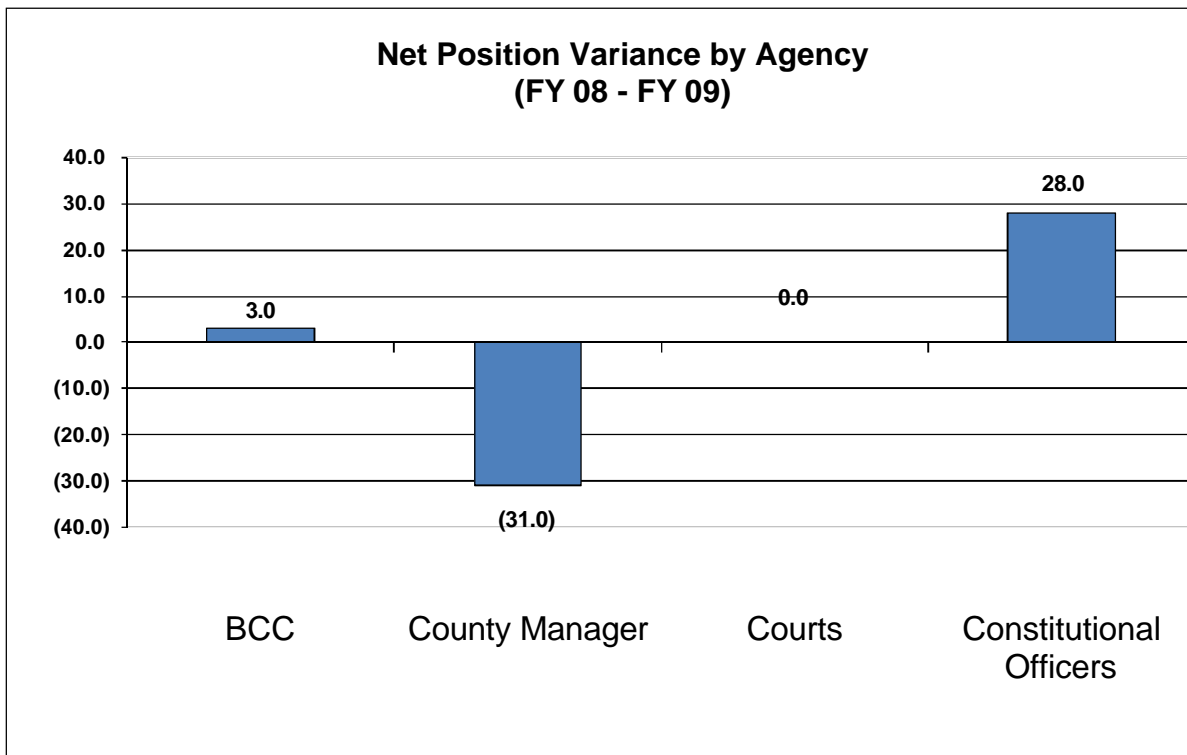
The chart below provides a breakdown of the 1,918.55 employees authorized within the County Manager's Agency in FY 09. The five operating divisions within the County Manager's Agency include Public Utilities, Administrative Services, Public Services, Community Development & Environmental Services, and Transportation Services. In addition, oversight is provided to the Airport Authority and the Management Offices.

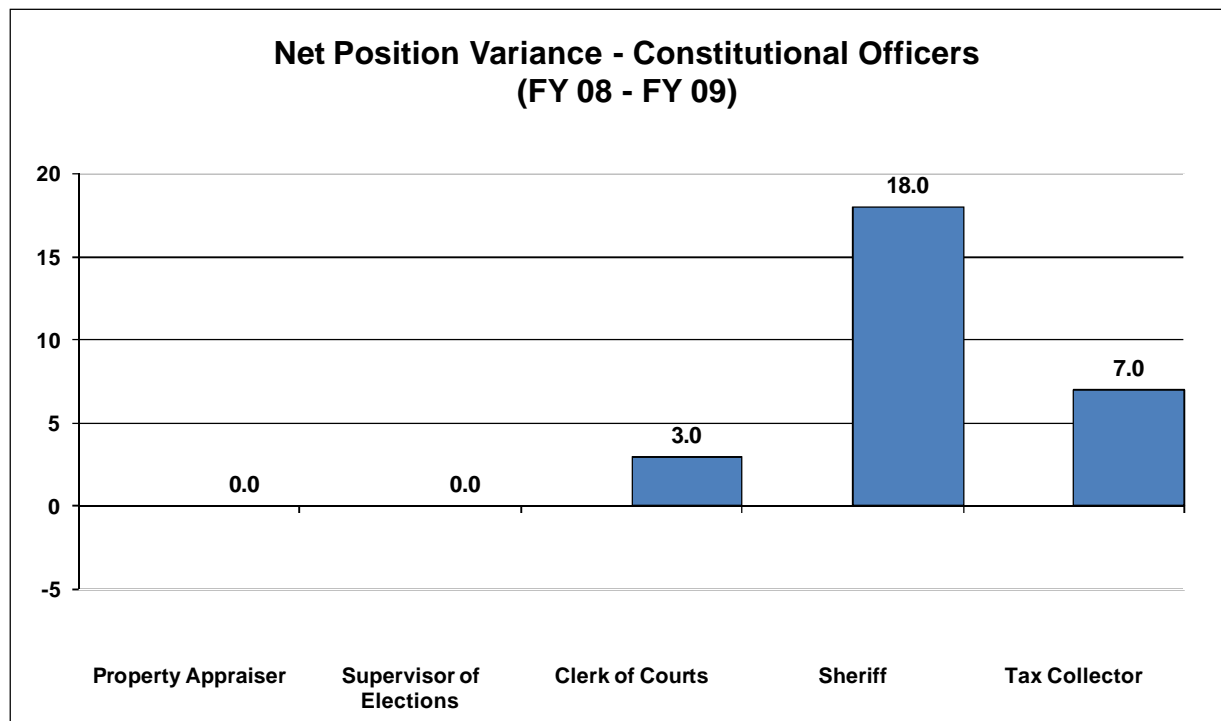
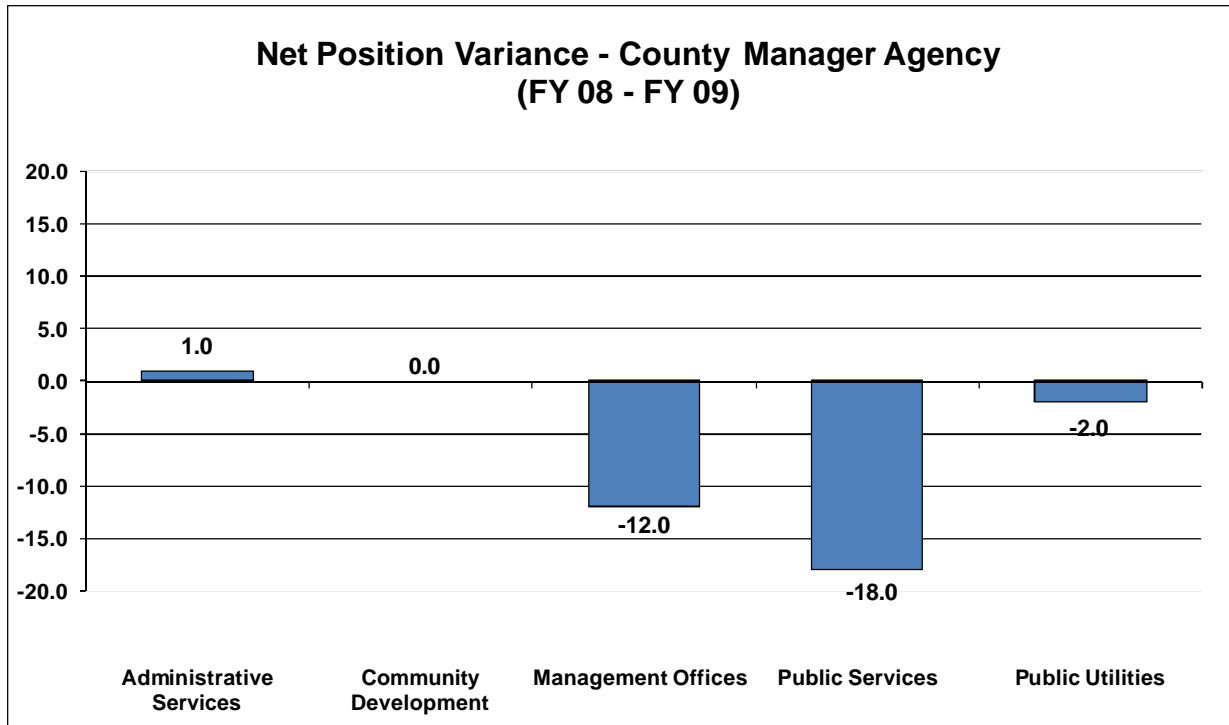


**Collier County Government
Fiscal Year 2009 Adopted Budget**

**Collier County Employment Summary
Adopted FY 09 Budget**

Division	FY 05 Adopted	FY 06 Adopted	FY 07 Adopted	FY 08 Adopted	FY 08 Forecast	FY 09 Current	FY09 Expanded	FY09 Total	Position Change	% Change
BCC/County Attorney	44.00	46.00	46.00	46.00	46.00	46.00	0.00	46.00	0.00	0.0%
Bayshore/Gateway Triangle CRA	1.00	3.00	3.00	3.00	4.00	4.00	0.00	4.00	1.00	33.3%
Immokalee CRA	0.00	0.00	0.00	2.00	3.00	3.00	0.00	3.00	1.00	50.0%
Airport Authority Operations	17.00	14.30	14.80	14.80	14.80	14.80	1.00	15.80	1.00	6.8%
Total BCC	62.00	63.30	63.80	65.80	67.80	67.80	1.00	68.80	3.00	4.6%
Administrative Services	189.00	195.30	194.80	195.75	195.75	195.75	1.00	196.75	1.00	0.5%
Community Development	260.50	285.50	287.00	299.00	299.00	299.00	0.00	299.00	0.00	0.0%
Management Offices	241.00	248.80	292.30	288.30	288.30	276.30	0.00	276.30	(12.00)	-4.2%
Public Services	383.30	441.00	468.20	476.00	480.60	458.00	0.00	458.00	(18.00)	-3.8%
Public Utilities	369.00	376.00	395.00	406.50	404.50	404.50	0.00	404.50	(2.00)	-0.5%
Transportation Services	274.00	283.00	284.00	284.00	284.00	284.00	0.00	284.00	0.00	0.0%
Total County Manager	1,716.80	1,829.60	1,921.30	1,949.55	1,952.15	1,917.55	1.00	1,918.55	(31.00)	-1.6%
Courts & Related Agencies	33.50	33.50	36.50	38.60	38.60	38.60	0.00	38.60	0.00	0.0%
Constitutional Officers:										
Property Appraiser	57.00	57.00	60.00	60.00	60.00	60.00	0.00	60.00	0.00	0.0%
Supervisor of Elections	19.00	22.00	22.00	22.00	22.00	22.00	0.00	22.00	0.00	0.0%
Clerk of Courts	260.70	268.20	281.70	92.23	92.23	95.23	0.00	95.23	3.00	3.3%
Sheriff	1,303.50	1,392.50	1,366.30	1,361.25	1,361.25	1,368.25	11.00	1,379.25	18.00	1.3%
Tax Collector	116.00	122.00	150.00	151.00	151.00	158.00	0.00	158.00	7.00	4.6%
Total Constitutional Officers	1,756.20	1,861.70	1,880.00	1,686.48	1,686.48	1,703.48	11.00	1,714.48	28.00	1.7%
Total County Employees	3,568.50	3,788.10	3,901.60	3,740.43	3,745.03	3,727.43	13.00	3,740.43	0.00	0.0%





Changes in Service
(FY 08 Adopted Budget to FY 08 Forecast)

Overall, the FY 08 forecast reflects four and six tenths (4.6) additional positions more than the number authorized in the FY 08 adopted budget.

Staffing levels within the Sheriff's Office, Property Appraiser, Supervisor of Elections, Tax Collector's Office, and the Clerk of Courts remained at the FY 2008 adopted budget authorization.

Airport Authority staffing as well as staffing within the County Attorney's office and, Board of County Commissioners operation remained at the FY 2008 budget authorization. Bayshore/Gateway Triangle Community Redevelopment agency (CRA) and the Immokalee Community Redevelopment agency (CRA) both increased by one (1.0) FTE's.

Within the County Manager's Agency, the total change in position count is summarized below:

Management Offices

Employment remained at the FY 2008 adopted budget authorization.

Administrative Services

Employment remained at the FY 2008 adopted budget authorization.

Public Services

Public Services employment increased by four and six tenths (4.6) Full Time Equivalent (FTE's) from the adopted FY 08 budget. This increase was connected with the Services for Seniors for the In-House Management program.

Public Utilities

Public Utilities employment decreased by two (2.0) FTE's from the adopted FY08 budget. This decrease was associated with a reduction in force (RIF) in the Public Utilities Engineering Department.

Community Development and Environmental Services

Employment remained at the FY 2008 adopted budget authorization.

Transportation

Employment remained at the FY 2008 adopted budget authorization.

Changes in Service
FY 08 Adopted Budget to FY09 Adopted Budget

COUNTY MANAGER'S AGENCY

Management Offices

Management Offices showed a net decrease of twelve (12.0) FTE's from adopted FY 08. Changes in employment count are as follows:

- Emergency Medical Services reduced by twelve (12.0) FTE's after studies showed that the level of personnel exceeded the staffing level for the required level of service.

Administrative Services

Employment remained at the FY 2008 adopted budget authorization.

Public Services

Employment within the Public Services Division decreased by eighteen (18.0) FTE's from the adopted FTE's. The change to employment count is as follows:

- The Board of County Commissioners approved an increase in FTE's of four and six tenths (4.6) to provide in-house management for the Services for Seniors meal program that was previously administered contractually. These were offset by establishing twenty-two and six tenths (22.6) FTEs as grant funded positions instead of county funded positions in grant programs as follows - CDBG (8.0), SHIP (2.0), and Services for Seniors (12.6).

Public Utilities

Employment within the Public Utilities Division decreased by two (2.0) FTE's due to a RIF in the Engineering Department.

Community Development/Environmental Services

Employment remained at the FY 2008 adopted budget authorization.

Transportation Services

Employment remained at the FY 2008 adopted budget authorization.

ELECTED OFFICIALS

Total Elected Officials Current Service employment increased by two (2) FTE's to sixty-seven and eight tenths (67.8).

- The Bayshore/Gateway Triangle CRA and the Immokalee CRA both increased by one (1.0) FTE, pursuant to Board action in FY08, and added an Operations Coordinator and a Project Manager respectively.

CONSTITUTIONAL OFFICES

The complement of Current Service employees among all Constitutional Officers for FY 09 totals 1,703.48 - an increase of seventeen (17.0) employees from the adopted FY 08 budget.

Staffing levels with the Property Appraiser and the Supervisor of Elections remained at the FY 2008 staffing levels.

The Collier County Clerk of Court's Office expanded by three (3.0) employees.

Employment within the Sheriff's Agency increased by seven (7.0) FTE's. This increase can be traced to the following employment changes by department;

- Law Enforcement - transfer of one (1.0) FTE to Sheriff's Grants – Total (-1.0)
- Sheriff's Grants - transfer of one (1.0) FTE from Law Enforcement and 7 additional positions – Total (+8.0).

The staffing level for the Tax Collector increased by seven (7.0) FTE's from the adopted FY 2008 budget.

FY 09 Expanded Services

Overall there were 13.0 full-time and part-time positions approved as expanded services in the FY 09 budget. In the County Manager's Agency there was 1.0 new permanent position approved by the Board of County Commissioners in Administrative Services.

Within agencies of the Board of County Commissioners 1.0 new position was added to the Airport Authority. Among the Constitutional Officers, eleven (11.0) positions were approved for the Sheriff's Office. Within Court and Related Agencies no expanded positions were requested. Details of the approved expanded positions are presented below.

BOARD OF COUNTY COMMISSIONERS

Airport Authority

The Airport Authority increased by one (1.0) fulltime Maintenance Worker to aid with increased fuel sales, general maintenance and vegetation maintenance at all of the airports.

COUNTY MANAGER'S AGENCY

Administrative Services

Fleet Management staffing increased by one (1.0) position with the addition of an Automotive Technician position that will be supported by reduced overtime costs.

CONSTITUTIONAL OFFICERS

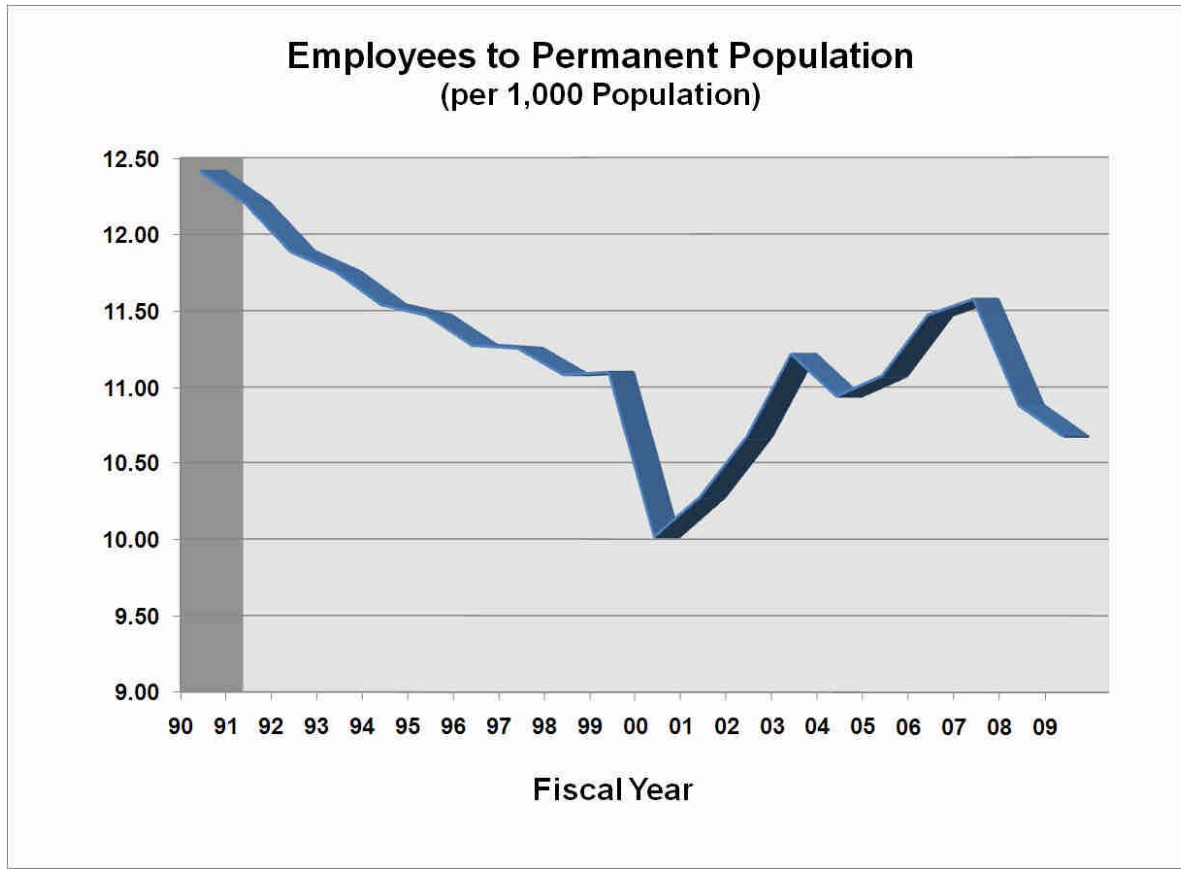
Sheriff's Office

The Sheriff's Office added one (1.0) Youth Relation Deputy and five (5.0) Estates area substation Deputies in Law Enforcement and five (5.0) Immigration Customs Enforcement (ICE) Deputies in Detention & Corrections.

Employees to Permanent Population

The ratio of employees to permanent population is one barometer used to measure the size and efficiency of government. The graph and chart below reflect that ratio for the last twenty fiscal years (FY 90 – FY 09).

The downward trend that began in FY 91 and continuing through FY 02 reflects the County's commitment to provide services in the most efficient and cost effective manner possible. A comprehensive review of positions within the County Manager's Agency was undertaken in FY 02 and continued through FY 04 to eliminate unnecessary functions, streamline operations by consolidation of divisions, and where feasible privatization of government services was implemented. Beginning in FY 06, emphasis was placed on enhancement of law enforcement and detention correction facilities, expansion in the court system and Tax Collector's office, and support of continued growth and development through enhanced staffing within Community Development and Environmental Services. Property Tax Limiting Legislation enacted by the Florida Legislature in June 2007 lead to a substantial reduction in Ad Valorem Tax revenue. Continued Property Tax reform via ballot initiatives or State legislation is continuing to lead to further Ad Valorem tax reduction. In response, the Collier County Manager's Agency has continued a freeze on new and replacement hires within the General Fund and General Fund supported operations.



Fiscal Year	County Employees	Permanent Population*	Employees Per 1,000 Population
90	1,888	152,099	12.41
91	1,972	161,600	12.20
92	2,003	168,514	11.89
93	2,053	174,664	11.75
94	2,083	180,540	11.54
95	2,139	186,504	11.47
96	2,176	193,036	11.27
97	2,251	200,024	11.25
98	2,328	210,095	11.08
99	2,456	221,336	11.10
00	2,583	257,926	10.01
01	2,784	270,966	10.27
02	3,037	284,962	10.66
03	3,357	299,326	11.22
04	3,413	311,987	10.94
05	3,568	322,223	11.07
06	3,788	330,258	11.47
07	3,902	337,134	11.57
08	3,740	343,749	10.88
09	3,740	350,495	10.67

*Source: Bureau of Economic and Business Research, University of Florida & Collier County Long Range Planning

**Collier County Government
Fiscal Year 2009 Adopted Budget**

**Collier County
Revenue History**

Funds	FY 02/03 Actual Revenues	FY 03/04 Actual Revenues	FY 04/05 Actual Revenues	FY 05/06 Actual Revenues	FY 06/07 Actual Revenues	FY 07/08 Forecast Revenues	FY 08/09 Adopted Revenues
General	245,431,209	296,456,146	331,473,218	430,776,542	456,831,839	415,647,100	369,920,400
Affordable Housing Deferrals	0	0	0	750,000	402,674	750,000	307,500
Emergency Measures	0	0	0	500,000	498,254	500,000	500,000
Constitutional Officers	138,294,281	146,350,043	190,382,240	0	60,651,508	163,626,900	183,023,000
Special Revenue Funds							
Road Districts	17,035,694	23,909,327	20,444,291	22,353,521	26,460,969	25,997,500	23,819,100
MSTD Landscaping	2,822,475	6,607,495	0	13,084,732	11,846,483	4,073,400	2,524,000
Pelican Bay Services	2,991,921	3,123,742	3,636,887	3,370,397	3,903,973	4,113,300	3,749,500
Pelican Bay Security	542,584	556,377	525,720	726,238	493,869	0	0
Pelican Bay Uninsured Ass	1,181,748	1,259,268	904,153	1,185,916	0	0	0
MSTD General Fund	34,872,783	37,082,159	43,026,830	49,519,666	62,378,832	58,219,600	52,254,400
Community Development	28,726,038	22,949,891	22,513,548	26,612,842	23,614,664	13,566,400	10,571,300
Planning Services	0	10,574,294	14,916,849	18,968,134	15,162,445	11,273,700	9,197,400
Pollution Control	2,726,216	2,235,973	2,982,906	3,346,501	4,400,022	4,376,400	3,699,900
Pollution Cleanup	0	0	0	(3,558)	0	0	0
Grants & Shared Revenues	8,122,848	8,845,187	11,090,022	9,365,244	9,191,031	23,408,000	20,747,500
Improvement Districts	8,587,524	12,431,439	13,486,456	24,340,858	34,609,478	35,385,400	32,144,100
Conservation Collier	0	32,461,419	35,889,320	43,689,634	47,341,657	41,421,900	62,441,400
Museum	1,442,515	1,594,889	2,431,106	2,661,428	2,584,460	2,194,000	1,801,600
Fire Control Districts	2,387,713	2,745,142	3,111,404	3,724,836	4,618,835	4,971,100	5,133,800
Lighting Districts	1,555,264	1,565,479	1,623,771	1,804,886	1,649,346	1,254,200	1,153,900
E-911 Wireless	667,100	762,845	431,650	1,029,304	3,837,053	2,175,400	2,225,400
E-911 Phone System	2,684,355	2,809,584	4,506,479	3,796,166	3,926,959	2,772,600	2,842,600
Public Records	5,553,082	0	0	0	559,766	0	0
Misc. Florida Statutes	174,934	198,178	186,283	72,350	66,434	29,100	29,600
Affordable Housing	3,265,493	3,908,100	5,987,987	4,813,989	7,735,465	9,417,000	3,272,800
Tourist Development Tax	30,060,684	32,708,908	28,130,270	58,238,559	36,811,112	40,623,300	39,421,600
800 MHz	988,919	1,390,508	1,633,396	1,296,246	1,507,213	1,386,600	1,196,900
Guardianship Funds	174,472	149,698	402,897	623,372	712,451	639,500	204,400
Total Special Revenue Fund	156,564,362	209,869,902	217,862,225	294,621,261	303,412,516	287,298,400	278,431,200
Debt Service Funds	36,977,050	46,331,365	107,947,584	70,274,625	83,694,918	77,359,600	75,653,800
Capital Project Funds	262,227,646	368,829,376	384,314,712	675,683,701	680,186,686	601,857,900	475,202,600
Enterprise Funds							
Utilities/Water & Sewer	254,695,487	208,101,250	247,197,084	257,615,815	351,788,088	267,108,700	317,970,300
Solid Waste Disposal	19,801,448	37,403,223	38,716,672	44,417,358	38,656,430	38,868,500	32,825,000
Emergency Medical Service	17,802,163	15,087,063	23,544,581	26,033,897	28,544,287	27,210,500	23,715,600
Mandatory Trash Collection	10,789,007	13,666,687	15,030,124	17,096,401	19,344,122	21,980,500	22,531,900
Collier Area Transit	0	1,526,429	916,326	5,550,875	5,886,880	8,280,800	6,927,800
Transportation Disadvantag	0	1,935,413	1,866,616	3,903,789	3,153,190	3,901,300	3,056,200
Airport Authority	2,397,657	2,591,062	2,518,600	4,907,831	5,746,943	4,870,100	4,935,500
Airport Authority Grants	2,576,678	974,455	429,100	619,107	2,854,459	15,014,700	18,458,000
Total Enterprise Funds	308,062,440	281,285,582	330,219,103	360,145,073	455,974,399	387,235,100	430,420,300
Internal Service Funds							
Self Insurance	35,447,014	46,664,846	53,701,844	65,409,091	68,719,314	69,449,400	67,432,300
Fleet Management	4,056,089	4,586,063	5,714,441	7,304,583	7,982,889	8,789,300	10,730,300
Motor Pool	5,147,488	0	0	(89,281)	97,822	0	0
Total Internal Service Funds	44,650,591	51,250,909	59,416,285	72,624,393	76,800,025	78,238,700	78,162,600
Trust & Agency Funds	8,481,183	9,045,635	7,150,960	8,703,890	9,992,708	11,112,382	11,472,400
Grand Total	1,200,688,762	1,409,418,958	1,628,766,327	1,914,079,485	2,128,445,528	2,023,626,082	1,903,093,800

**Collier County Government
Fiscal Year 2009 Adopted Budget**

**Collier County
Expense History**

Fund	FY 02/03 Actual Expenses	FY 03/04 Actual Expenses	FY 04/05 Actual Expenses	FY 05/06 Actual Expenses	FY 06/07 Actual Expenses	FY 07/08 Forecast Expenses	FY 08/09 Adopted Expenses
General	210,756,375	245,588,433	273,684,600	363,260,068	374,464,935	370,676,800	369,920,400
Affordable Housing Deferrals	0	0	0	0	0	750,000	307,500
Emergency Measures	0	0	0	43,946	0	0	500,000
Constitutional Officers	131,008,067	137,769,170	148,851,664	0	60,635,882	163,626,900	183,023,000
Special Revenue Funds							
Road Districts	16,026,056	22,240,349	18,338,987	19,622,090	22,243,501	23,339,300	23,819,100
MSTD Landscaping	1,804,063	3,300,300	3,328,800	8,032,858	9,686,963	2,203,600	2,524,000
Pelican Bay Services	2,205,161	2,074,059	2,029,911	2,227,997	2,330,789	2,555,500	3,749,500
Pelican Bay Security	400,860	448,270	429,758	237,010	494,614	600	0
Pelican Bay Uninsured Asse	0	403,000	0	1,195,847	0	0	0
MSTD General Fund	30,117,489	30,915,632	35,027,039	37,870,938	49,580,055	49,744,100	52,254,400
Community Development	21,258,819	13,510,125	11,268,234	14,232,733	18,356,148	10,823,100	10,571,300
Planning Services	0	7,152,165	7,932,931	11,093,240	11,578,877	8,994,200	9,197,400
Pollution Control	2,053,167	1,741,573	1,994,497	2,103,306	2,799,831	3,360,200	3,699,900
Pollution Cleanup	0	0	0	0	0	0	0
Grants & Shared Revenues	7,551,567	7,454,301	9,393,816	7,595,400	7,441,538	7,271,100	20,747,500
Improvement Districts	3,332,057	4,122,550	3,893,934	11,227,100	18,341,944	13,425,100	32,144,100
Conservation Collier	0	26,191,591	10,731,742	19,844,755	21,542,507	11,878,200	62,441,400
Museum	1,153,170	1,226,386	1,600,581	1,874,183	1,931,828	1,907,600	1,801,600
Fire Control Districts	2,127,983	2,325,952	2,443,225	3,104,331	3,408,640	3,899,100	5,133,800
Lighting Districts	1,171,019	1,111,518	1,168,506	1,331,262	995,040	931,500	1,153,900
E-911 Wireless	366,300	431,000	51,946	54,360	710,411	0	2,225,400
E-911 Phone System	1,372,955	1,350,400	1,061,402	1,224,087	1,275,014	0	2,842,600
Public Records	1,747,403	0	0	0	0	0	0
Misc. Florida Statutes	31,734	35,775	186,283	30,131	63,469	25,300	29,600
Affordable Housing	2,952,993	3,272,460	2,535,183	2,264,605	5,908,181	6,144,200	3,272,800
Tourist Development Tax	7,931,376	6,490,334	3,107,658	39,229,262	12,840,906	14,357,100	39,421,600
800 MHz	709,347	681,105	1,241,341	1,044,774	1,180,474	1,328,500	1,196,900
Guardianship Funds	127,604	141,282	144,389	216,690	580,846	639,500	204,400
Total Special Revenue Fund	104,441,123	136,620,127	117,910,163	185,656,959	193,291,576	162,827,800	278,431,200
Debt Service Funds	18,387,525	30,638,653	90,091,328	50,658,863	72,048,612	65,700,000	75,653,800
Capital Project Funds	77,730,989	131,830,415	163,266,458	232,555,092	292,279,702	288,184,600	475,202,600
Enterprise Funds							
Utilities/Water & Sewer	184,851,498	150,772,468	214,258,423	130,208,379	233,271,165	158,444,700	317,970,300
Solid Waste Disposal	12,705,778	14,595,823	22,787,567	23,931,836	17,579,600	25,883,400	32,825,000
Emergency Medical Services	14,739,049	15,475,076	24,259,230	22,564,217	27,632,475	24,116,300	23,715,600
Mandatory Trash Collection	10,987,467	11,872,867	13,451,594	15,074,338	15,830,183	17,469,700	22,531,900
Collier Area Transit	0	1,526,429	916,326	2,702,419	5,177,208	4,513,400	6,927,800
Transportation Disadvantage	0	937,243	2,112,047	3,262,743	2,615,139	2,693,700	3,056,200
Airport Authority	2,235,735	2,421,446	3,296,187	3,705,813	4,687,984	4,428,300	4,935,500
Airport Authority Grants	1,668,278	545,455	0	2,529,288	2,295,535	2,327,200	18,458,000
Total Enterprise Funds	227,187,805	198,146,807	281,081,374	203,979,033	309,089,289	239,876,700	430,420,300
Internal Service Funds							
Self Insurance	26,484,646	30,062,126	32,428,571	43,057,867	40,251,827	43,339,500	67,432,300
Fleet Management	3,989,847	4,441,119	5,553,091	7,033,883	7,418,609	8,523,900	10,730,300
Motor Pool	2,968,446	0	0	(757)	0	0	0
Total Internal Service Funds	33,442,939	34,503,245	37,981,662	50,090,993	47,670,436	51,863,400	78,162,600
Trust & Agency Funds	5,809,927	6,253,800	4,379,808	3,864,483	2,909,053	5,858,188	11,472,400
Grand Total	808,764,750	921,350,650	1,117,247,057	1,090,109,437	1,352,389,485	1,349,364,388	1,903,093,800

**Collier County Government
Fiscal Year 2009 Adopted Budget**

Collier County, Florida Property Tax Rates FY 09 Adopted					
Fund Title	Fund No.	Prior Year Millage Rate	Rolled Back Millage Rate	Adopted Millage Rate	% Change
General Fund	001	3.1469	3.3849	3.1469	-7.03%
Water Pollution Control	114	0.0280	0.0301	0.0293	-2.66%
		3.1749	3.4150	3.1762	-6.99%
Unincorporated Area General Fund	111	0.6912	0.7494	0.6912	-7.77%
Golden Gate Community Center	130	0.1487	0.1666	0.1449	-13.03%
Victoria Park Drainage	134	0.3580	0.3998	0.3576	-10.56%
Naples Park Drainage	139	0.0068	0.0084	0.0081	-3.57%
Pine Ridge Industrial Park	140	0.0438	0.0479	0.0000	-100.00%
Naples Production Park	141	0.0235	0.0256	0.0000	-100.00%
Vanderbilt Beach MSTU	143	0.4343	0.4434	0.4380	-1.22%
Isle of Capri Fire	144	1.4957	1.6939	1.6534	-2.39%
Ochopee Fire Control	146	3.6988	3.9600	3.8513	-2.74%
Collier County Fire	148	1.9436	1.8401	1.8301	-0.54%
Goodland/Horr's Island Fire MSTU	149	0.7761	1.0620	1.0343	-2.61%
Sabal Palm Road MSTU	151	0.7451	0.6805	0.6785	-0.29%
Golden Gate Parkway Beautification	153	0.3927	0.4380	0.4096	-6.48%
Lely Golf Estates Beautification	152	1.6759	1.8667	1.7070	-8.56%
Hawksridge Stormwater Pumping MSTU	154	0.1138	0.1188	0.1129	-4.97%
Radio Road Beautification	158	0.2080	0.2306	0.2173	-5.77%
Forest Lakes Roadway & Drainage MSTU	159	1.2468	1.3871	1.0707	-22.81%
Immokalee Beautification MSTU	162	0.8614	0.9698	0.9238	-4.74%
Bayshore Avalon Beautification	163	1.4521	1.6146	1.5626	-3.22%
Haldeman Creek Dredging	164	0.1000	0.1132	0.5000	341.70%
Rock Road	165	1.5000	1.7493	1.6864	-3.60%
Conservation Collier	172	0.1588	0.1708	0.1659	-2.87%
Caribbean Gardens	220	0.1500	0.1549	0.1500	-3.16%
Forest Lakes Debt Service	259	2.7532	3.0802	2.9293	-4.90%
Conservation Collier Debt Service	272	0.0654	0.0684	0.0670	-2.05%
Collier County Lighting	760	0.0874	0.1007	0.0946	-6.06%
Pelican Bay MSTBU	778	0.0000	0.0000	0.0532	N/A
Aggregate Millage Rate		3.8838	4.1821	3.8997	-6.75%

**Collier County Government
Fiscal Year 2009 Adopted Budget**

Collier County, Florida Property Tax Dollars FY 09 Adopted					
Fund Title	Fund No.	Prior Year Adjusted Tax Dollars	Current Year Rolled Back Tax Dollars	Adopted Tax Dollars	% Change
General Fund	001	254,898,414	268,000,421	249,156,703	-7.03%
Water Pollution Control	114	2,311,179	2,383,176	2,319,836	-2.66%
		257,209,593	270,383,597	251,476,539	-6.99%
Unincorporated Area General Fund	111	36,335,067	38,398,727	35,416,600	-7.77%
Golden Gate Community Center	130	429,306	438,942	381,769	-13.03%
Victoria Park Drainage	134	14,888	14,905	13,331	-10.56%
Naples Park Drainage	139	10,552	10,577	10,199	-3.57%
Pine Ridge Industrial Park	140	31,113	32,403	0	-100.00%
Naples Production Park	141	12,923	13,260	0	-100.00%
Vanderbilt Beach MSTU	143	951,513	988,394	976,357	-1.22%
Isle of Capri Fire	144	1,277,849	1,387,500	1,354,325	-2.39%
Ochopee Fire Control	146	1,787,704	1,953,486	1,899,864	-2.74%
Collier County Fire	148	536,251	538,058	535,134	-0.54%
Goodland/Horr's Island Fire MSTU	149	111,164	112,989	110,042	-2.61%
Sabal Palm Road MSTU	151	45,767	45,759	45,625	-0.29%
Lely Golf Estates Beautification	152	270,081	270,766	247,602	-8.55%
Golden Gate Parkway Beautification	153	495,257	499,847	467,437	-6.48%
Hawksridge Stormwater Pumping MSTU	154	7,642	7,784	7,397	-4.97%
Radio Road Beautification	158	321,808	324,207	305,508	-5.77%
Forest Lakes Roadway & Drainage MSTU	159	294,394	294,767	227,530	-22.81%
Immokalee Beautification MSTU	162	315,702	329,394	313,770	-4.74%
Bayshore Avalon Beautification	163	881,117	891,960	863,234	-3.22%
Haldeman Creek Dredging	164	14,578	14,648	64,698	341.68%
Rock Road	165	35,458	37,181	35,844	-3.60%
Conservation Collier	172	13,107,684	13,523,139	13,135,180	-2.87%
Caribbean Gardens	220	12,381,313	12,264,252	11,876,293	-3.16%
Forest Lakes Debt Service	259	650,084	654,560	622,500	-4.90%
Conservation Collier Debt Service	272	5,398,252	5,415,589	5,306,500	-2.01%
Collier County Lighting	760	599,339	606,465	569,728	-6.06%
Pelican Bay MSTBU	778	0	0	298,699	N/A
Total Taxes Levied		333,526,399	349,453,156	326,561,705	
Aggregate Taxes		315,096,750	331,118,753	308,756,412	

**Collier County Government
Fiscal Year 2009 Adopted Budget**

**Collier County, Florida
Taxable Property Values (July 1, 2008)
For FY 09**

Fund Title	Fund No.	Prior Year Gross Taxable Value	Current Year Adjusted Taxable Value	Current Year Gross Taxable Value	% Change
<u>County Wide Taxable Values</u>					
General Fund	001	82,542,090,227	76,751,133,084	79,175,284,679	-4.08%
Water Pollution Control	114	82,542,090,227	76,751,133,084	79,175,284,679	-4.08%
<u>Dependent Districts and MSTU's</u>					
Unincorporated Area General Fund	111	53,397,231,747	49,243,707,345	51,239,294,117	-4.04%
Golden Gate Community Center	130	2,886,113,412	2,576,326,999	2,634,707,928	-8.71%
Victoria Park Drainage	134	41,585,603	37,237,075	37,280,405	-10.35%
Naples Underground FPL	135	1,248,272,824	985,793,466	992,881,407	-20.46%
Naples Park Drainage	139	1,551,692,363	1,248,967,840	1,259,179,443	-18.85%
Pine Ridge Industrial Park	140	710,351,280	649,039,289	676,461,900	-4.77%
Naples Production Park	141	549,927,806	505,508,257	517,950,415	-5.81%
Vanderbilt Beach MSTU	143	2,190,912,831	2,145,909,648	2,229,124,925	1.74%
Isle of Capri Fire	144	854,348,332	754,360,829	819,115,400	-4.12%
Ochopee Fire Control	146	483,320,005	451,437,923	493,304,613	2.07%
Collier County Fire	148	275,906,160	291,425,431	292,407,074	5.98%
Goodland/Horr's Island Fire MSTU	149	143,234,019	104,676,484	106,392,379	-25.72%
Sabal Palm Road MSTU	151	61,423,783	67,253,847	67,243,918	9.48%
Lely Golf Estates Beautification	152	161,156,013	144,684,797	145,050,694	-9.99%
Golden Gate Parkway Beautification	153	1,261,159,550	1,130,780,918	1,141,202,459	-9.51%
Hawksridge Stormwater Pumping MSTU	154	67,151,272	64,338,550	65,520,296	-2.43%
Radio Road Beautification	158	1,547,152,765	1,395,508,606	1,405,926,417	-9.13%
Forest Lakes Roadway & Drainage MSTU	159	236,119,741	212,233,749	212,505,611	-10.00%
Immokalee Beautification MSTU	162	366,498,563	325,523,651	339,651,210	-7.33%
Bayshore Avalon Beautification	163	606,788,382	545,721,322	552,434,199	-8.96%
Haldeman Creek Dredging	164	145,783,995	128,792,695	129,395,679	-11.24%
Rock Road	165	23,638,399	20,270,106	21,255,036	-10.08%
Conservation Collier	172	82,542,090,227	76,751,133,084	79,175,284,679	-4.08%
Caribbean Gardens	220	82,542,090,227	76,751,133,084	79,175,284,679	-4.08%
Forest Lakes Debt Service	259	236,119,741	212,233,749	212,505,611	-10.00%
Conservation Collier Debt Service	272	82,542,090,227	76,751,133,084	79,175,284,679	-4.08%
Collier County Lighting	760	6,857,421,817	5,949,725,225	6,022,495,731	-12.18%
Pelican Bay MSTBU	778	5,623,088,745	5,586,422,878	5,612,527,138	-0.19%

**Collier County Government
Fiscal Year 2009 Adopted Budget**

Collier County FY 09 Budget Summary

Operating Budget

<u>Division/Agency</u>	<u>FY 08 Adopted Plus CF Roll*</u>	<u>FY 09 Current</u>	<u>FY 09 Expanded</u>	<u>FY 09 Total</u>	<u>% Change</u>
Board of County Commissioners Operations	\$1,161,900	\$1,121,100	\$0	\$1,121,100	-3.51%
Other General Administration (001)	\$7,737,900	\$7,119,100	\$0	\$7,119,100	-8.00%
Other General Administration (111)	\$3,990,300	\$4,131,300	\$0	\$4,131,300	3.53%
County Attorney	\$3,744,000	\$3,537,200	\$0	\$3,537,200	-5.52%
Bayshore/Gateway Triangle CRA	\$5,116,000	\$5,297,900	\$0	\$5,297,900	3.56%
Immokalee CRA	\$2,060,900	\$2,850,800	\$0	\$2,850,800	38.33%
Airport Authority Operations	\$3,622,300	\$4,895,300	\$40,200	\$4,935,500	36.25%
Total Board of County Commissioners	\$27,433,300	\$28,952,700	\$40,200	\$28,992,900	5.69%
County Manager's Agency:					
Management Offices Operations	\$37,006,700	\$35,876,800	\$0	\$35,876,800	-3.05%
Management Offices (TDC & Fire Districts)	\$12,639,300	\$13,230,700	\$0	\$13,230,700	4.68%
Administrative Services General Fund Operations	\$24,662,600	\$23,656,400	\$0	\$23,656,400	-4.08%
Admin Serv - Rent from CO & Courts moving into new bldgs	\$0	\$1,418,100	\$0	\$1,418,100	N/A
Administrative Services (Internal Services - Fleet, Risk Mgmt.)	\$79,795,600	\$78,162,600	\$0	\$78,162,600	-2.05%
Administrative Services (Cons. Collier Maint., Trust Funds)	\$14,784,100	\$18,205,300	\$0	\$18,205,300	23.14%
Public Services Operations	\$48,856,600	\$66,223,700	\$514,100	\$66,737,800	36.60%
Transportation Services Operations	\$49,042,700	\$50,607,500	\$0	\$50,607,500	3.19%
Transportation Improvement Districts (MSTU/MSBU)	\$19,208,300	\$19,024,200	\$0	\$19,024,200	-0.96%
Community Development & Environmental Servs Oper	\$40,447,500	\$31,276,300	\$0	\$31,276,300	-22.67%
Public Utilities Operations & Reserves	\$126,589,100	\$122,957,500	\$0	\$122,957,500	-2.87%
Unspent Grant budgets Carried Forward into FY 2008*	\$32,392,300	\$0	\$0	\$0	-100.00%
Total County Manager Operations	\$485,424,800	\$460,639,100	\$514,100	\$461,153,200	-5.00%
Courts & Related Agencies	\$6,729,300	5,713,900	\$0	\$5,713,900	-15.09%
Constitutional Officers:					
Property Appraiser	\$7,414,600	7,421,100	\$0	\$7,421,100	0.09%
Supervisor of Elections	\$3,962,100	\$3,386,900	\$0	\$3,386,900	-14.52%
Clerk of Courts Operations	\$6,512,100	1,082,400	\$0	\$1,082,400	-83.38%
Clerk of Courts - Transfer to General Fund-Board Interest	\$0	\$0	\$0	\$0	N/A
Sheriff	\$165,779,100	164,832,000	\$1,400,000	\$166,232,000	0.27%
Tax Collector	\$22,812,500	\$21,890,400	\$0	\$21,890,400	-4.04%
Less: CO rent payments moved to Administrative Services budget	\$0	(1,418,100)	\$0	(\$1,418,100)	N/A
Grand Total Operating	\$726,067,800	\$692,500,400	\$1,954,300	\$694,454,700	-4.35%
<u>Debt Service & Transfers</u>					
<u>Division/Agency</u>	<u>FY 08 Adopted Plus CF Roll*</u>	<u>FY 09 Current</u>	<u>FY 09 Expanded</u>	<u>FY 09 Total</u>	<u>% Change</u>
General Governmental Debt Service	\$80,166,900	\$75,653,800	\$0	\$75,653,800	-5.63%
Public Utilities (Transfers to Other Funds)	\$25,900,700	\$53,870,200	\$0	\$53,870,200	107.99%
Grand Total Debt Service	\$106,067,600	\$129,524,000	\$0	\$129,524,000	22.11%
<u>Capital Budget</u>					
<u>Division/Agency</u>	<u>FY 08 Adopted Plus CF Roll*</u>	<u>FY 09 Current</u>	<u>FY 09 Expanded</u>	<u>FY 09 Total</u>	<u>% Change</u>
Board of County Commissioners Capital Projects	\$0	\$0	\$0	\$0	N/A
Airport Authority Capital Projects	1,959,400	18,458,000	\$0	\$18,458,000	842.02%
Total Board of County Commissioners	\$1,959,400	\$18,458,000	\$0	\$18,458,000	842.02%
County Manager's Agency:					
Management Offices	\$3,631,200	\$13,423,200	\$0	\$13,423,200	269.66%
Administrative Services Capital Projects	\$60,940,500	\$121,355,300	\$0	\$121,355,300	99.14%
Public Services Capital Projects	\$54,856,000	90,682,100	\$0	\$90,682,100	65.31%
Transportation Services Capital Projects	\$255,911,500	\$291,903,600	\$0	\$291,903,600	14.06%
Community Development & Environmental Servs Capital	\$1,746,200	\$2,906,400	\$0	\$2,906,400	66.44%
Public Utilities Capital Projects & Debt Service	\$325,294,000	\$200,199,400	\$0	\$200,199,400	-38.46%
Unspent Capital Project budgets Carried Forward into FY 08*	\$544,594,400	\$0	\$0	\$0	-100.00%
Total County Manager Capital Projects	\$1,246,973,800	\$720,470,000	-	\$720,470,000	-42.22%
Courts & Related Agencies Capital Projects	\$1,102,900	\$1,855,400	\$0	\$1,855,400	68.23%
Constitutional Officers:					
Property Appraiser Capital Projects	\$0	\$0	\$0	\$0	N/A
Supervisor of Elections Capital Projects	\$1,008,800	\$1,410,600	\$0	\$1,410,600	39.83%
Clerk of Courts Capital Projects	\$0	\$0	\$0	\$0	N/A
Sheriff Capital Projects	\$23,431,500	\$33,215,500	\$0	\$33,215,500	41.76%
Tax Collector Capital Projects	\$0	\$0	\$0	\$0	N/A
Total Constitutional Officers Capital Projects	\$24,440,300	\$34,626,100	\$0	\$34,626,100	41.68%
Grand Total Capital Budgets	\$1,274,476,400	\$775,409,500	\$0	\$775,409,500	-39.16%
General Funds (001 & 111) Transfers & Reserves	\$319,252,200	\$304,219,700	(\$514,100)	\$303,705,600	-4.87%
Total Gross County Budget	\$2,425,864,000	\$1,901,653,600	\$1,440,200	\$1,903,093,800	-21.55%
Less: Interfund Transfers	\$541,219,800	\$475,412,200	\$1,400,000	\$476,812,200	-11.90%
Total Net County Budget	\$1,884,644,200	\$1,426,241,400	\$40,200	\$1,426,281,600	-24.32%

**Collier County Government
Fiscal Year 2009 Adopted Budget**

Collier County FY 09 Budget Summary

Revenues

	FY 08 Adopted Plus CF Roll*	FY 09 Current	FY 09 Expanded	FY 09 Total	% Change
Property Taxes	\$340,025,900	\$326,561,400	\$0	\$326,561,400	-3.96%
Gas & Sales Tax	\$57,802,000	\$48,062,000	\$0	\$48,062,000	-16.85%
Permits & Fines	\$43,952,500	\$39,511,100	\$0	\$39,511,100	-10.10%
Intergovernmental	\$33,836,900	\$31,113,700	\$0	\$31,113,700	-8.05%
Service Charges	\$191,172,000	\$187,597,300	\$0	\$187,597,300	-1.87%
Clerk's Fees	\$5,559,300	\$0	\$0	\$0	-100.00%
Interest/Misc	\$27,720,500	\$30,156,300	\$0	\$30,156,300	8.79%
Impact Fees	\$96,518,400	\$50,467,400	\$0	\$50,467,400	-47.71%
Assessments	\$5,057,200	\$4,797,500	\$0	\$4,797,500	-5.14%
Loan Proceeds	\$357,440,500	\$59,679,500	\$0	\$59,679,500	-83.30%
Carry Forward	\$186,810,700	\$317,846,100	\$0	\$317,846,100	70.14%
Carryforward of unspent project budgets*	\$576,986,700	\$364,870,200	\$0	\$364,870,200	-36.76%
Internals	\$64,414,500	\$63,966,300	\$0	\$63,966,300	-0.70%
Transfers	\$476,736,800	\$411,445,900	\$1,400,000	\$412,845,900	-13.40%
Revenue Reserve	(\$38,169,900)	(\$34,380,900)	\$0	(\$34,380,900)	-9.93%
Total Gross County Budget - Revenues	\$2,425,864,000	\$1,901,693,800	\$1,400,000	\$1,903,093,800	-21.55%
Less Interfund Transfers	\$541,219,800	\$475,412,200	\$1,400,000	\$476,812,200	-11.90%
Total Net County Budget	\$1,884,644,200	\$1,426,281,600	\$0	\$1,426,281,600	-24.32%

FY 09 Position Count Summary

Division	FY 08 Adopted inc. UFR's	FY 08 Forecast	FY 09 Current	FY 09 Expanded	FY 09 Total	% Change
BCC	12.00	12.00	12.00	-	12.00	0.0%
County Attorney	34.00	34.00	34.00	-	34.00	0.0%
Bayshore/Gateway Triangle CRA	3.00	4.00	4.00	-	4.00	33.3%
Immokalee CRA	2.00	3.00	3.00	-	3.00	50.0%
Airport Authority Operations	14.80	14.80	14.80	1.00	15.80	6.8%
Total BCC	65.80	67.80	67.80	1.00	68.80	4.6%
Management Offices	288.30	288.30	276.30	-	276.30	-4.2%
Administrative Services	192.75	191.75	191.75	1.00	192.75	0.0%
Administrative Services-Capital	3.00	4.00	4.00	-	4.00	33.3%
Public Services	471.00	475.60	453.00	-	453.00	-3.8%
Public Services-Capital	5.00	5.00	5.00	-	5.00	0.0%
Public Utilities	406.50	404.50	404.50	-	404.50	-0.5%
Community Development	299.00	299.00	299.00	-	299.00	0.0%
Transportation Services	247.00	247.00	246.00	-	246.00	-0.4%
Transportation Services-Capital	37.00	37.00	38.00	-	38.00	2.7%
Total County Manager Agency	1,949.55	1,952.15	1,917.55	1.00	1,918.55	-1.6%
BCBB Funded Positions - Trans	2.00	2.00	-	-	-	-100.0%
BCBB Funded Positions - PU	2.00	2.00	2.00	-	2.00	0.0%
Grant Funded Positions-CDBG			8.00	-	8.00	N/A
Grant Funded Positions-SHIP			2.00	-	2.00	N/A
Grant Funded Positions-Serv for Seniors			12.60	-	12.60	N/A
Courts & Related Agencies	38.60	38.60	38.60	-	38.60	0.0%
Constitutional Officers:						
Property Appraiser	60.00	60.00	60.00	-	60.00	0.0%
Supervisor of Elections	22.00	22.00	22.00	-	22.00	0.0%
Clerk (County Funded)	92.23	92.23	95.23	-	95.23	3.3%
Sheriff	1,361.25	1,361.25	1,368.25	11.00	1,379.25	1.3%
Tax Collector	151.00	151.00	158.00	-	158.00	4.6%
Total Constitutional Officers	1,686.48	1,686.48	1,703.48	11.00	1,714.48	1.7%
Grand Total	3,740.43	3,745.03	3,727.43	13.00	3,740.43	0.0%

*During Collier County's final FY 2009 Public Budget Hearing held on September 18, 2008, the Board of County Commissioners (Board) adopted budget resolutions which recognized and appropriated estimated FY 2008 year end unspent balances of approved grant and capital project funds beginning October 1, 2008. In prior years, this action took place in the first month of the new budget year. For comparative purposes, the FY 2008 Adopted Budget includes Capital and Grant carryforward (CF roll) into FY 2008 as identified above.

**Collier County Government
Fiscal Year 2009 Adopted Budget**

Collier County, Florida Fiscal Year 2008-09 Summary of Budget by Fund				
Fund Title	Fund No.	FY 07/08 Adopted Plus CF Roll*	FY 08/09 Adopted Budget	% Budget Change
General Fund				
General Fund	(001)	391,281,800	369,920,400	-5.46%
Utility Impact Fee Deferral Program	(002)	750,000	307,500	-59.00%
Emergency Disaster	(003)	500,000	500,000	0.00%
Constitutional Officer Funds:				
Clerk of Circuit Court	(011)	5,855,600	357,600	-93.89%
Sheriff	(040)	152,672,000	151,018,500	-1.08%
Property Appraiser	(060)	6,681,200	6,682,800	0.02%
Tax Collector	(070)	22,557,200	21,619,800	-4.16%
Supervisor of Elections	(080)	3,909,900	3,244,000	-17.03%
Supervisor of Elections	(081)	0	100,300	N/A
Subtotal Constitutional Officers		191,675,900	183,023,000	-4.51%
Special Revenue Funds				
Transportation	(101)	24,849,000	23,819,100	-4.14%
Pelican Bay MSTBU	(109)	3,819,700	3,749,500	-1.84%
Pelican Bay Security	(110)	7,300	0	-100.00%
MSTD General Fund	(111)	55,441,500	52,254,400	-5.75%
MSTD Landscaping Projects	(112)	1,942,000	2,524,000	29.97%
Comm. Development	(113)	14,092,900	10,571,300	-24.99%
Water Pollution Control	(114)	3,494,600	3,699,900	5.87%
Sheriff Grants	(115)	220,000	1,840,500	736.59%
Miscellaneous Grants	(116)	121,500	217,000	78.60%
Natural Resources Grants	(117)	0	90,000	N/A
Emergency Management Grants	(118)	103,000	178,500	73.30%
Parks & Recreation Grants	(119)	588,400	1,197,300	103.48%
Urban Improvement Grants	(121)	0	12,316,000	N/A
Services for Seniors	(123)	388,500	2,199,000	466.02%
Metro Planning-MPO	(128)	0	1,893,600	N/A
Library Grants	(129)	352,900	815,600	131.11%
Golden Gate Community Center MSTU	(130)	1,359,600	1,354,600	-0.37%
Planning Services	(131)	12,401,200	9,197,400	-25.83%
Victoria Park Drainage	(134)	29,600	42,800	44.59%
Naples Park Drainage	(139)	28,800	31,400	9.03%
Pine Ridge Industrial Park Maintenance	(140)	63,900	24,800	-61.19%
Naples Production Park Maintenance	(141)	31,800	10,400	-67.30%
Pine Ridge Industrial Park	(132/142)	1,582,200	1,672,000	5.68%
Vanderbilt Beach MSTU	(143)	4,065,900	4,561,100	12.18%
Isle of Capri Fire & Rescue	(144)	1,428,300	1,640,500	14.86%
Ochopee Fire Control District	(146)	2,540,200	2,837,800	11.72%
Collier County Fire Control	(148)	542,200	542,500	0.06%
Goodland/Hoor's Isle Fire Dist.	(149)	107,400	113,000	5.21%
Sabal Palm Roadway	(151)	212,100	233,200	9.95%
Lely Beautification	(152)	464,600	461,100	-0.75%
G.G. Parkway Beautification	(136/153)	1,193,000	1,556,200	30.44%
Hawksridge Pump System	(154)	23,000	41,100	78.70%
Radio Road Beautification	(150/158)	1,202,900	995,400	-17.25%
Forest Lakes Road & Drainage	(155/159)	6,414,900	4,773,200	-25.59%
Immokalee Beautification MSTU	(156/162)	1,207,900	1,602,500	32.67%
Bayshore/Avalon Beautification MSTU	(160/163)	2,629,800	2,913,700	10.80%
Haldeman Creek MSTU	(164)	24,600	64,800	163.41%

**Collier County Government
Fiscal Year 2009 Adopted Budget**

Collier County, Florida Fiscal Year 2008-09 Summary of Budget by Fund				
Fund Title	Fund No.	FY 07/08 Adopted Plus CF Roll*	FY 08/09 Adopted Budget	% Budget Change
Special Revenue Funds (Cont'd)				
Rock Road MSTU	(165)	33,300	40,500	21.62%
Adoption Awareness	(170)	32,100	94,300	193.77%
Teen Court	(171)	263,300	90,000	-65.82%
Conservation Collier	(172)	27,862,800	48,060,000	72.49%
Driver Education	(173)	534,100	558,000	4.47%
Conservation Collier Maintenance	(174)	11,207,900	14,381,400	28.31%
Juvenile Assessment Center	(175)	98,900	74,000	-25.18%
Court IT Fee	(178)	1,727,100	904,800	-47.61%
Domestic Animal Services Donations	(180)	4,800	40,100	735.42%
Court Maintenance Fund	(181)	1,102,900	1,855,400	68.23%
TDC Beach Park Facilities	(183)	7,679,700	9,430,900	22.80%
Tourism Marketing	(184)	4,234,800	4,286,600	1.22%
Immokalee Redevelopment	(186)	2,060,900	2,850,800	38.33%
Bayshore/Gateway Triangle CRA	(187)	5,116,000	5,297,900	3.56%
800 MHz Fund	(188)	1,239,300	1,196,900	-3.42%
Wireless E-911	(189)	1,747,300	2,225,400	27.36%
Miscellaneous Florida Statutes	(190)	25,300	29,600	17.00%
SHIP	(191)	0	3,272,800	N/A
Public Guardianship	(192)	795,500	204,400	-74.31%
Tourist Development	(193)	686,000	709,900	3.48%
Tourist Development	(194)	1,600,400	1,600,400	0.00%
Tourist Development	(195)	16,906,300	21,893,800	29.50%
Economic Disaster Recovery	(196)	1,500,000	1,500,000	0.00%
Museum	(198)	1,955,300	1,801,600	-7.86%
E-911 System	(199)	2,694,200	2,842,600	5.51%
Project budget Carried Forward into FY 08*		30,855,300	0	-100.00%
Subtotal Special Revenue Funds		264,938,700	277,277,300	4.66%
Debt Service Funds				
Capital Improvements Rev Bonds	(210)	3,824,100	3,819,200	-0.13%
Gas Tax Bonds	(212)	18,695,800	18,564,400	-0.70%
Sales Tax Bonds	(215)	3,010,900	3,008,600	-0.08%
2005 Sales Tax Revenue Bonds	(216)	12,571,800	13,127,100	4.42%
Caribbean Gardens G.O. Bond	(220)	12,688,800	12,294,000	-3.11%
Naples Park Assessment Bonds	(226)	564,900	526,600	-6.78%
Pine Ridge/ Naples Industrial Park	(232)	6,048,300	6,170,800	2.03%
Forest Lakes G.O. Debt Service	(259)	617,500	634,700	2.79%
Conservation Collier G.O. Debt	(272)	5,145,500	5,163,200	0.34%
Wachovia Letter of Credit	(287)	500,000	500,000	0.00%
Commercial Paper	(299)	16,499,300	11,845,200	-28.21%
Subtotal Debt Service Funds		80,166,900	75,653,800	-5.63%
Capital Projects/Expenditures Funds				
Facilities Management County-Wide	(301)	24,477,800	55,736,700	127.70%
Parks Capital Improvements	(306)	3,291,800	21,014,700	538.40%
Library Capital Projects	(307)	0	660,900	
Community Development Capital	(310)	1,746,200	2,906,400	66.44%
Road Construction (non project)	(312)	3,126,400	3,028,000	-3.15%
Road Construction	(313)	56,673,500	151,985,400	168.18%
Museum Capital	(314)	500,000	1,523,300	204.66%
Clam Bay Restoration	(320)	325,500	798,500	145.31%

**Collier County Government
Fiscal Year 2009 Adopted Budget**

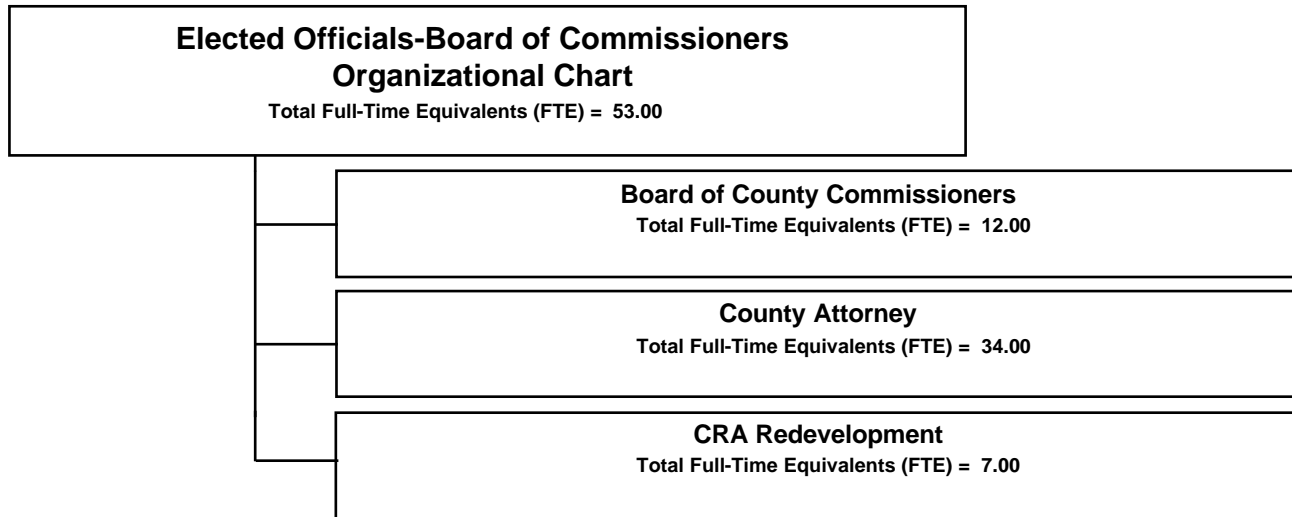
Collier County, Florida Fiscal Year 2008-09 Summary of Budget by Fund				
Fund Title	Fund No.	FY 07/08 Adopted Plus CF Roll*	FY 08/09 Adopted Budget	% Budget Change
Capital Projects/Expenditures Funds-(Cont'd)				
Pelican Bay Irrigation/Landscaping	(322)	444,600	1,223,000	175.08%
Stormwater Operations	(324)	1,387,700	1,145,700	-17.44%
Water Management CIP	(325)	19,733,800	20,455,900	3.66%
Road Impact District 1	(331)	39,437,100	35,897,700	-8.97%
Road Impact District 2	(333)	39,446,000	25,534,800	-35.27%
Road Impact District 3	(334)	2,543,600	2,333,700	-8.25%
Road Impact District 4	(336)	37,844,700	11,463,600	-69.71%
Road Impact District 6	(338)	45,354,600	23,900,800	-47.30%
Road Impact District 5	(339)	9,925,200	14,848,200	49.60%
Road Assessment Receivable	(341)	353,500	634,600	79.52%
Regional Parks	(345)	24,300	269,100	1007.41%
Regional & Community Parks	(346)	20,772,800	21,895,300	5.40%
EMS Impact Fee	(350)	1,672,100	10,682,600	538.87%
Library Co-Wide	(355)	3,769,700	8,336,700	121.15%
Immokalee Community Park	(365)	0	3,600	N/A
Naples/ Urban Community Park	(368)	174,600	714,600	309.28%
Ochopee Fire Impact Fees	(372)	161,700	190,100	17.56%
Isle of Capri Fire Impact Fees	(373)	162,500	207,000	27.38%
Correctional Facilities Impact Fees	(381)	4,242,700	4,004,700	-5.61%
Law Enforcement Impact Fees	(385)	15,032,300	15,998,500	6.43%
Government Building Impact Fee	(390)	16,366,800	37,808,500	131.01%
Project budget Carried Forward into FY 08*		411,004,800	0	-100.00%
Subtotal Capital Funds		759,996,300	475,202,600	-37.47%
Enterprise Funds				
County W/S Operating	(408)	98,403,500	123,915,400	25.93%
County W/S Capital	(409)	26,000	11,900	-54.23%
W/S Debt Service	(410)	132,513,800	55,671,700	-57.99%
Water Impact Fees	(411)	38,473,100	17,785,000	-53.77%
Water Capital Projects	(412)	22,380,000	38,295,600	71.12%
Sewer Impact Fees	(413)	82,507,900	28,061,400	-65.99%
Sewer Capital Projects	(414)	31,562,300	43,319,000	37.25%
Water Sewer Bond Proceeds Fund	(415)	16,350,300	10,293,200	-37.05%
Collier Area Transit	(426)	3,318,200	6,927,800	108.78%
Transportation Disadvantaged	(427)	1,812,900	3,056,200	68.58%
Goodland W/S District	(441)	846,500	617,100	-27.10%
Solid Waste Disposal	(470)	21,605,600	20,169,200	-6.65%
Landfill Closure	(471)	7,194,100	5,788,700	-19.54%
Solid Waste Disposal Grants	(472)	0	105,500	N/A
Mandatory Collection	(473)	20,945,500	22,531,900	7.57%
Solid Waste Capital Projects	(474)	1,480,600	6,761,600	356.68%
EMS	(490)	24,622,100	23,435,100	-4.82%
EMS Trust	(491)	100,000	280,500	180.50%
Airport Authority Operations	(495)	3,622,300	4,935,500	36.25%
Airport Authority Capital	(496)	860,000	7,484,600	770.30%
Airport Authority Capital	(497)	1,099,400	10,973,400	898.13%
Project budget Carried Forward into FY 08*		134,190,700	0	-100.00%
Subtotal Enterprise Funds		643,914,800	430,420,300	-33.16%

**Collier County Government
Fiscal Year 2009 Adopted Budget**

Collier County, Florida				
Fiscal Year 2008-09				
Summary of Budget by Fund				
Fund Title	Fund No.	FY 07/08 Adopted Plus CF Roll*	FY 08/09 Adopted Budget	% Budget Change
Internal Service Funds				
Property & Casualty	(516)	17,891,100	14,723,800	-17.70%
Group Health	(517)	46,551,300	45,487,600	-2.29%
Workers Compensation	(518)	6,463,800	7,220,900	11.71%
Fleet Management	(521)	8,889,400	10,730,300	20.71%
Subtotal Internal Service Funds		79,795,600	78,162,600	-2.05%
Trust and Agency Funds				
Confiscated Property Trust.	(602)	560,100	684,100	22.14%
Crime Prevention	(603)	1,034,700	857,600	-17.12%
University Extension	(604)	42,700	32,900	-22.95%
GAC Land Trust	(605)	1,777,500	2,039,400	14.73%
Law Enforcement Trust	(608)	558,100	632,100	13.26%
Animal Control Trust	(610)	182,200	198,900	9.17%
Combined E-911	(611)	2,126,100	1,946,900	-8.43%
Library Trust Fund	(612)	417,600	438,000	4.89%
Drug Abuse Trust	(616)	4,000	3,600	-10.00%
Freedom Memorial	(620)	85,600	149,000	74.07%
Countryside Wall	(630)	0	160,400	N/A
Law Library	(640)	204,000	148,000	-27.45%
Legal Aid Society	(652)	210,000	147,900	-29.57%
Office of Utility Regulation	(669)	719,900	850,000	18.07%
Court Administration	(681)	2,742,000	3,183,600	16.11%
Project budget Carried Forward into FY 08*		935,900	0	-100.00%
Subtotal Trust Funds		11,600,400	11,472,400	-1.10%
Lighting District Funds				
Collier County Lighting	(760)	781,900	669,600	-14.36%
Pelican Bay Lighting	(778)	461,900	484,300	4.85%
Subtotal Lighting Districts		1,243,800	1,153,900	-7.23%
Total Budget by Fund		2,425,864,200	1,903,093,800	-21.55%
Less:				
Internal Services		64,414,500	63,966,300	-0.70%
Interfund Transfers		476,805,300	412,845,900	-13.41%
Net County Budget		1,884,644,400	1,426,281,600	-24.32%

*During Collier County's final FY 2009 Public Budget Hearing held on September 18, 2008, the Board of County Commissioners (Board) adopted budget resolutions which recognized and appropriated estimated FY 2008 year end unspent balances of approved grant and capital project funds beginning October 1, 2008. In prior years this action took place in the first month of the new budget year. For comparative purposes, the FY 2008 Adopted Budget includes Capital and Grant carryforward (CF roll) into FY 2008 as identified above.

Elected Officials-Board of Commissioners



Elected Officials-Board of Commissioners

Board of County Commissioners

The following five (5) Commissioners are elected by district and are responsible for establishing policies to protect the health, safety, welfare and quality of life for Collier County citizens.

District 1	Donna Fiala
District 2	Frank Halas
District 3	Thomas Henning
District 4	Fred Coyle
District 5	James Coletta

In addition to the elected officials, there are seven (7) administrative employees in the Board Office.

The County Attorney, Jeffery Klatzkow, and his staff provide legal services to the Board of County Commissioners and the County Manager's Agency. There are thirty-four (34) permanent positions in the County Attorney's Office.

The primary funding source for the Board of County Commissioners and the County Attorney is ad valorem taxes.

David Jackson is the Executive Director of the Bayshore/Gateway Triangle Community Redevelopment Agency (CRA) and promotes redevelopment within the CRA boundaries. Penny Phillippi is the Executive Director of the Immokalee CRA and is responsible for planning, promoting and implementing planned re-development projects within the District. The primary funding source for CRA activities is tax increment ad-valorem revenue.

The phone numbers for these offices are:

Board of County Commissioners	252-8097
County Attorney	252-8400
Bayshore/Gateway Triangle CRA	643-1115
Immokalee CRA	252-2310

Sheriff

Don Hunter is the elected Collier County Sheriff. The Sheriff's Office administers special operations, criminal investigations, community services, corrections, headquarters, data processing, judicial process, finance and personal services. The Sheriff's general operating budget is funded entirely from the County's General Fund with the principal revenue source being ad valorem taxes.

For more information about programs administered by the Sheriff's Office, call 252-4434.

Property Appraiser

Abe Skinner is the elected Property Appraiser. He is responsible for assessing all real and personal property in Collier County and preparing the annual tax rolls.

The phone number for the Property Appraiser's Office is 252-8141.

Tax Collector

Guy Carlton is the elected Tax Collector. He is responsible for the collection of ad valorem taxes levied by the County, the School Board, special taxing districts, and all municipalities within the County. The Tax Collector's Office also issues boat titles and registrations, hunting and fishing licenses and stamps, occupational licenses, and motor vehicle licenses and registrations.

The phone numbers for the Tax Collector's Office are: 252-8172 (Taxes); 252-8177 (Motor Vehicles).

Elected Officials-Board of Commissioners

Supervisor of Elections

Jennifer Edwards is the Supervisor of Elections. She is an independently elected official mandated by the Florida Constitution (Constitutional Officer) who administers the voter registration system for Collier County residents, qualifies candidates for office, monitors financial reporting requirements of candidates for office, and plans and coordinates and conducts elections within Collier County. She is responsible for implementing the National Voter Registration Act provisions as they pertain to the registration process and statistical requirements.

The Supervisor's agency is primarily funded by countywide ad valorem (property) taxes.

The Elections Building is located at the County Government Center in Naples. For information regarding voter registration or elections, telephone 252-8450.

Clerk of the Circuit Court

Dwight E. Brock is the elected Collier County Clerk. He performs the constitutional and statutory duties of the Circuit and County Courts in maintaining custody of court records and all pleadings filed, recording of all legal instruments, and acts as ex-officio Clerk of the Board, auditor, recorder and custodian of all County funds. The Clerk's agency is funded by a combination of fees for service and ad valorem (property) taxes.

**Collier County Government
Fiscal Year 2009 Adopted Budget**

Elected Officials-Board of Commissioners

Division Budgetary Cost Summary	FY 2007 Actual	FY 2008 Adopted	FY 2008 Forecast	FY 2009 Current	FY 2009 Expanded	FY 2009 Adopted	FY 2009 Change
Personal Services	4,700,566	4,788,500	4,760,300	4,844,600	-	4,844,600	1.2%
Operating Expense	5,141,861	5,344,200	5,673,500	5,203,000	-	5,203,000	(2.6%)
Indirect Cost Reimburs	3,000,100	3,010,200	3,010,200	2,725,400	-	2,725,400	(9.5%)
Capital Outlay	1,732,026	1,566,000	866,000	2,846,500	-	2,846,500	81.8%
Grants and Aid	103,299	353,300	150,000	763,300	-	763,300	116.0%
Remittances	3,941,238	4,658,200	4,244,100	4,743,200	-	4,743,200	1.8%
Total Net Budget	18,619,090	19,720,400	18,704,100	21,126,000	-	21,126,000	7.1 %
Grants and Aid	2,004	-	-	-	-	-	na
Trans to 111 Unincorp Gen Fd	85,700	-	-	-	-	-	na
Trans to Debt Serv Fds	237,152	500,000	320,000	500,000	-	500,000	0 %
Trans to 313 Gas Tax Cap Fd	-	-	200,000	-	-	-	na
Trans to 325 Stormw Cap Fd	529,000	-	-	-	-	-	na
Reserves For Contingencies	-	-	-	175,000	-	175,000	na
Reserves For Capital	-	3,590,600	-	2,256,400	-	2,256,400	(37.2%)
Total Budget	19,472,947	23,811,000	19,224,100	24,057,400	-	24,057,400	1.0%

Appropriations by Department	FY 2007 Actual	FY 2008 Adopted	FY 2008 Forecast	FY 2009 Current	FY 2009 Expanded	FY 2009 Adopted	FY 2009 Change
Board of County Commissioners	12,170,949	12,890,100	12,757,000	12,371,500	-	12,371,500	(4.0%)
County Attorney	4,018,765	3,744,000	3,862,400	3,537,200	-	3,537,200	(5.5%)
CRA Redevelopment	2,429,376	3,086,300	2,084,700	5,217,300	-	5,217,300	69.0%
Total Net Budget	18,619,090	19,720,400	18,704,100	21,126,000	-	21,126,000	7.1%
Board of County Commissioners	2,004	-	-	-	-	-	na
CRA Redevelopment	851,852	4,090,600	520,000	2,931,400	-	2,931,400	(28.3%)
Total Transfers and Reserves	853,856	4,090,600	520,000	2,931,400	-	2,931,400	(28.3%)
Total Budget	19,472,947	23,811,000	19,224,100	24,057,400	-	24,057,400	1.0%

**Collier County Government
Fiscal Year 2009 Adopted Budget**

Elected Officials-Board of Commissioners

Division Funding Sources	FY 2007 Actual	FY 2008 Adopted	FY 2008 Forecast	FY 2009 Current	FY 2009 Expanded	FY 2009 Adopted	FY 2009 Change
Delinquent Ad Valorem Taxes	-	-	-	-	-	-	na
Charges For Services	619,381	513,000	447,700	447,700	-	447,700	(12.7%)
Miscellaneous Revenues	21,312	-	-	-	-	-	na
Interest/Misc	294,979	10,000	137,000	14,500	-	14,500	45.0%
Indirect Service Charge	-	-	-	-	-	-	na
Loan Proceeds	1,335,000	-	-	-	-	-	na
Net Cost General Fund	11,448,310	12,141,800	12,405,300	11,337,500	-	11,337,500	(6.6%)
Net Cost MSTD General Fund	4,124,683	3,990,300	3,766,400	4,131,300	-	4,131,300	3.5%
Trans fm 001 Gen Fund	2,257,200	2,609,200	2,609,200	2,386,400	-	2,386,400	(8.5%)
Trans fm 111 MSTD Gen Fd	509,000	573,100	573,100	524,200	-	524,200	(8.5%)
Carry Forward	3,310,085	3,985,100	4,509,700	5,224,300	-	5,224,300	31.1%
Negative 5% Revenue Reserve	-	(11,500)	-	(8,500)	-	(8,500)	(26.1%)
Total Funding	23,919,950	23,811,000	24,448,400	24,057,400	-	24,057,400	1.0%

Division Position Summary	FY 2007 Actual	FY 2008 Adopted	FY 2008 Forecast	FY 2009 Current	FY 2009 Expanded	FY 2009 Adopted	FY 2009 Change
Board of County Commissioners	12.00	12.00	12.00	12.00	-	12.00	0 %
County Attorney	34.00	34.00	34.00	34.00	-	34.00	0 %
CRA Redevelopment	3.00	5.00	7.00	7.00	-	7.00	40.0%
Total FTE	49.00	51.00	53.00	53.00	-	53.00	3.9%

**Collier County Government
Fiscal Year 2009 Adopted Budget**

**Elected Officials-Board of Commissioners
Board of County Commissioners**

Department Budgetary Cost Summar	FY 2007 Actual	FY 2008 Adopted	FY 2008 Forecast	FY 2009 Current	FY 2009 Expanded	FY 2009 Adopted	FY 2009 Change
Personal Services	1,033,257	1,116,700	1,096,800	1,174,300	-	1,174,300	5.2%
Operating Expense	4,222,123	4,139,000	4,424,900	3,764,700	-	3,764,700	(9.0%)
Indirect Cost Reimburs	2,987,700	2,991,200	2,991,200	2,689,300	-	2,689,300	(10.1%)
Capital Outlay	119	-	-	-	-	-	na
Remittances	3,927,750	4,643,200	4,244,100	4,743,200	-	4,743,200	2.2%
Net Operating Budget	12,170,949	12,890,100	12,757,000	12,371,500	-	12,371,500	(4.0%)
Grants and Aid	2,004	-	-	-	-	-	na
Total Budget	12,172,954	12,890,100	12,757,000	12,371,500	-	12,371,500	(4.0%)

Appropriations by Program	FY 2007 Actual	FY 2008 Adopted	FY 2008 Forecast	FY 2009 Current	FY 2009 Expanded	FY 2009 Adopted	FY 2009 Change
Board Of County Commissioners (001)	1,088,275	1,161,900	1,135,300	1,121,100	-	1,121,100	(3.5%)
Other General Administration (001)	6,957,992	7,737,900	7,855,300	7,119,100	-	7,119,100	(8.0%)
Other General Administration (111)	4,124,683	3,990,300	3,766,400	4,131,300	-	4,131,300	3.5%
Total Net Budget	12,170,949	12,890,100	12,757,000	12,371,500	-	12,371,500	(4.0%)
Total Transfers and Reserves	2,004	-	-	-	-	-	na
Total Budget	12,172,954	12,890,100	12,757,000	12,371,500	-	12,371,500	(4.0%)

Department Funding Sources	FY 2007 Actual	FY 2008 Adopted	FY 2008 Forecast	FY 2009 Current	FY 2009 Expanded	FY 2009 Adopted	FY 2009 Change
Delinquent Ad Valorem Taxes	-	-	-	-	-	-	na
Charges For Services	-	-	-	-	-	-	na
Miscellaneous Revenues	14,883	-	-	-	-	-	na
Indirect Service Charge	-	-	-	-	-	-	na
Net Cost General Fund	8,033,388	8,899,800	8,990,600	8,240,200	-	8,240,200	(7.4%)
Net Cost MSTD General Fund	4,124,683	3,990,300	3,766,400	4,131,300	-	4,131,300	3.5%
Total Funding	12,172,954	12,890,100	12,757,000	12,371,500	-	12,371,500	(4.0%)

Department Position Summary	FY 2007 Actual	FY 2008 Adopted	FY 2008 Forecast	FY 2009 Current	FY 2009 Expanded	FY 2009 Adopted	FY 2009 Change
Board Of County Commissioners (001)	12.00	12.00	12.00	12.00	-	12.00	0 %
Total FTE	12.00	12.00	12.00	12.00	-	12.00	0 %

**Collier County Government
Fiscal Year 2009 Adopted Budget**

**Elected Officials-Board of Commissioners
Board of County Commissioners
Board Of County Commissioners (001)**

Mission Statement

The Board of County Commissioners consists of 5 elected officials who, as the chief legislative body of the County, are responsible for providing services to protect the health, safety, welfare, and quality of life of the citizens of Collier County.

Program Summary	FY 2009 Total FTE	FY 2009 Budget	FY 2009 Revenues	FY 2009 Net Cost
Departmental Administration/Overhead Funding for providing services to protect the health, safety, welfare, and quality of life of Collier County Citizens and the creation and coordination of advisory committees.	6.00	659,322	-	659,322
Community Relations Includes responding to community needs, proclamations and service awards, citizen requests and complaints.	6.00	437,278	-	437,278
Professional Development Includes cell phones, attending conferences and seminars, county car, mileage reimbursement, and organizational development.	-	24,500	-	24,500
Current Level of Service Budget	<u>12.00</u>	<u>1,121,100</u>	<u>-</u>	<u>1,121,100</u>
Total Adopted Budget	<u>12.00</u>	<u>1,121,100</u>	<u>-</u>	<u>1,121,100</u>

Program Budgetary Cost Summary	FY 2007 Actual	FY 2008 Adopted	FY 2008 Forecast	FY 2009 Current	FY 2009 Expanded	FY 2009 Adopted	FY 2009 Change
Personal Services	1,005,836	1,056,700	1,012,900	1,053,300	-	1,053,300	(0.3%)
Operating Expense	82,438	105,200	122,400	67,800	-	67,800	(35.6%)
Net Operating Budget	<u>1,088,275</u>	<u>1,161,900</u>	<u>1,135,300</u>	<u>1,121,100</u>	<u>-</u>	<u>1,121,100</u>	<u>(3.5%)</u>
Total Budget	<u>1,088,275</u>	<u>1,161,900</u>	<u>1,135,300</u>	<u>1,121,100</u>	<u>-</u>	<u>1,121,100</u>	<u>(3.5%)</u>
Total FTE	<u>12.00</u>	<u>12.00</u>	<u>12.00</u>	<u>12.00</u>	<u>-</u>	<u>12.00</u>	<u>0 %</u>

Program Funding Sources	FY 2007 Actual	FY 2008 Adopted	FY 2008 Forecast	FY 2009 Current	FY 2009 Expanded	FY 2009 Adopted	FY 2009 Change
Charges For Services	-	-	-	-	-	-	na
Miscellaneous Revenues	466	-	-	-	-	-	na
Net Cost General Fund	1,087,809	1,161,900	1,135,300	1,121,100	-	1,121,100	(3.5%)
Total Funding	<u>1,088,275</u>	<u>1,161,900</u>	<u>1,135,300</u>	<u>1,121,100</u>	<u>-</u>	<u>1,121,100</u>	<u>(3.5%)</u>

Forecast FY07/08 - Operating expenses increased primarily due to \$29,500 for the County Attorney recruitment contract. This was offset by cost containment measures that decreased telephone and FAX charges by \$5,000, postage by \$1,000, printing by \$1,000, dues and memberships by \$1,100, organizational development by \$1,500, subscriptions by \$500, building repairs & maintenance by \$1000, and minor office equipment by \$500.

Current FY08/09 - Operating expenses will decrease by \$37,400. Most of the decrease is related to the decision to more appropriately budget the membership to the Florida Association of Counties for \$28,800 in the Other General Administration cost center under the BCC as it is something that is not actually attributable to any department of the county. Also decreasing were costs of \$4,500 for cell phones and system support, \$1,000 for postage, and \$1,500 for organizational development.

**Collier County Government
Fiscal Year 2009 Adopted Budget**

**Elected Officials-Board of Commissioners
Board of County Commissioners
Other General Administration (001)**

Mission Statement

To account for expenses not attributable to a department but the County as a whole.

Program Summary	FY 2009 Total FTE	FY 2009 Budget	FY 2009 Revenues	FY 2009 Net Cost
Juvenile Detention Centers Remittance for housing juvenile offenders in state-run detention centers.	-	2,000,000	-	2,000,000
Naples CRA Remittance to the Naples Community Redevelopment Agency (CRA).	-	2,243,200	-	2,243,200
Unemployment Account for costs for unemployment.	-	80,000	-	80,000
Insurance Premiums Account for centralized insurance premiums.	-	1,855,200	-	1,855,200
Countywide Costs Account for Countywide costs not attributable to a department such as postage for tax bills, dues and membership for the Florida Association of Counties, utilities for common areas, and tax deed sales.	-	320,100	-	320,100
Countywide Auditing Costs Account for countywide auditing costs.	-	620,600	-	620,600
Current Level of Service Budget	-	7,119,100	-	7,119,100
Total Adopted Budget	-	7,119,100	-	7,119,100

Program Budgetary Cost Summary	FY 2007 Actual	FY 2008 Adopted	FY 2008 Forecast	FY 2009 Current	FY 2009 Expanded	FY 2009 Adopted	FY 2009 Change
Personal Services	27,421	60,000	83,900	121,000	-	121,000	101.7%
Operating Expense	3,002,702	3,034,700	3,527,300	2,754,900	-	2,754,900	(9.2%)
Capital Outlay	119	-	-	-	-	-	na
Remittances	3,927,750	4,643,200	4,244,100	4,243,200	-	4,243,200	(8.6%)
Net Operating Budget	6,957,992	7,737,900	7,855,300	7,119,100	-	7,119,100	(8.0%)
Grants and Aid	2,004	-	-	-	-	-	na
Total Budget	6,959,996	7,737,900	7,855,300	7,119,100	-	7,119,100	(8.0%)

Program Funding Sources	FY 2007 Actual	FY 2008 Adopted	FY 2008 Forecast	FY 2009 Current	FY 2009 Expanded	FY 2009 Adopted	FY 2009 Change
Charges For Services	-	-	-	-	-	-	na
Miscellaneous Revenues	14,417	-	-	-	-	-	na
Indirect Service Charge	-	-	-	-	-	-	na
Net Cost General Fund	6,945,579	7,737,900	7,855,300	7,119,100	-	7,119,100	(8.0%)
Total Funding	6,959,996	7,737,900	7,855,300	7,119,100	-	7,119,100	(8.0%)

**Elected Officials-Board of Commissioners
Board of County Commissioners**

Forecast FY 07/08– Unemployment expenses are forecast \$23,900 above the adopted budget level along with an increase of \$125,000 for an interdepartmental payment to the Clerk of Courts for reimbursement of costs associated with the Board's investment portfolio. An increase of \$284,900 is also being forecast for payment of claims to the rightful owner of surplus funds that had been held since FY 2006, until the Circuit Court could determine the rightful recipient. Operating expenses reflect \$670,100 in lower property insurance rates and \$733,000 in additional audit expenses. Forecast remittances include \$2,000,000 for housing of juvenile offenders in state-run detention centers and \$2,244,100 to the Naples CRA. The Pulling Park Boat Launch project funding of \$400,000 has been moved to the Parks & Recreation Capital Fund 306.

Current FY 08/09 – Unemployment costs are expected to be \$24,000 above the adopted FY07/08 budget. Operating expenses are increasing by \$95,600 for the county wide auditing contract, and \$28,800 for the Florida Association of Counties membership that was previously budgeted in the BCC operating budget. Offsetting these increases are decreases of \$390,100 for decreased general and property insurance rates. Budgeted remittances include \$2,243,200 to the Naples CRA and \$2,000,000 for Collier County's share of the cost of housing and feeding juveniles being held in state-run Department of Juvenile Justice Detention Centers.

**Collier County Government
Fiscal Year 2009 Adopted Budget**

**Elected Officials-Board of Commissioners
Board of County Commissioners
Other General Administration (111)**

Mission Statement

To account for expenses not attributable to a department but to the unincorporated area of the County.

Program Summary	FY 2009 Total FTE	FY 2009 Budget	FY 2009 Revenues	FY 2009 Net Cost
Insurance Premiums Account for centralized insurance premiums.	-	606,800	-	606,800
IT Client Support & Computer Lease Payments Direct IT client support and computer lease payments.	-	109,700	-	109,700
Indirect Service Charge Payment Indirect service charge payment for General Fund provided central services. (Revenue source to the General Fund).	-	2,689,300	-	2,689,300
Misc Reimbursements Miscellaneous reimbursements.	-	725,500	-	725,500
Current Level of Service Budget	-	4,131,300	-	4,131,300
Total Adopted Budget	-	4,131,300	-	4,131,300

Program Budgetary Cost Summary	FY 2007 Actual	FY 2008 Adopted	FY 2008 Forecast	FY 2009 Current	FY 2009 Expanded	FY 2009 Adopted	FY 2009 Change
Operating Expense	1,136,983	999,100	775,200	942,000	-	942,000	(5.7%)
Indirect Cost Reimburs	2,987,700	2,991,200	2,991,200	2,689,300	-	2,689,300	(10.1%)
Remittances	-	-	-	500,000	-	500,000	na
Net Operating Budget	4,124,683	3,990,300	3,766,400	4,131,300	-	4,131,300	3.5%
Total Budget	4,124,683	3,990,300	3,766,400	4,131,300	-	4,131,300	3.5%

Program Funding Sources	FY 2007 Actual	FY 2008 Adopted	FY 2008 Forecast	FY 2009 Current	FY 2009 Expanded	FY 2009 Adopted	FY 2009 Change
Delinquent Ad Valorem Taxes	-	-	-	-	-	-	na
Net Cost MSTD General Fund	4,124,683	3,990,300	3,766,400	4,131,300	-	4,131,300	3.5%
Total Funding	4,124,683	3,990,300	3,766,400	4,131,300	-	4,131,300	3.5%

Forecast FY 07/08 - Budgeted property insurance premiums decreased by \$223,900 due to rate reductions.

Current FY 08/09 - Budgeted property insurance allocations decreased \$115,100 due to rate reductions along with decreases of \$169,300 for IT direct charges and \$301,900 for the Indirect Cost allocation while general insurance increased by \$2,300.

This budget reflects a Board approved park system contribution to the City of Naples in the amount of \$500,000. The settlement approved by the BCC on September 9, 2008 in the case of Bonita Media v. Collier County is budgeted at \$225,000.

**Collier County Government
Fiscal Year 2009 Adopted Budget**

**Elected Officials-Board of Commissioners
County Attorney**

Department Budgetary Cost Summar	FY 2007 Actual	FY 2008 Adopted	FY 2008 Forecast	FY 2009 Current	FY 2009 Expanded	FY 2009 Adopted	FY 2009 Change
Personal Services	3,365,028	3,173,600	3,147,700	3,021,300	-	3,021,300	(4.8%)
Operating Expense	648,273	526,400	670,700	494,400	-	494,400	(6.1%)
Capital Outlay	5,465	44,000	44,000	21,500	-	21,500	(51.1%)
Net Operating Budget	4,018,765	3,744,000	3,862,400	3,537,200	-	3,537,200	(5.5%)
Total Budget	4,018,765	3,744,000	3,862,400	3,537,200	-	3,537,200	(5.5%)

Appropriations by Program	FY 2007 Actual	FY 2008 Adopted	FY 2008 Forecast	FY 2009 Current	FY 2009 Expanded	FY 2009 Adopted	FY 2009 Change
County Attorney (001)	3,840,725	3,534,000	3,706,700	3,389,300	-	3,389,300	(4.1%)
Legal Aid Society (652)	178,041	210,000	155,700	147,900	-	147,900	(29.6%)
Total Net Budget	4,018,765	3,744,000	3,862,400	3,537,200	-	3,537,200	(5.5%)
Total Transfers and Reserves	-	-	-	-	-	-	na
Total Budget	4,018,765	3,744,000	3,862,400	3,537,200	-	3,537,200	(5.5%)

Department Funding Sources	FY 2007 Actual	FY 2008 Adopted	FY 2008 Forecast	FY 2009 Current	FY 2009 Expanded	FY 2009 Adopted	FY 2009 Change
Charges For Services	619,381	513,000	447,700	447,700	-	447,700	(12.7%)
Interest/Misc	260	-	-	-	-	-	na
Net Cost General Fund	3,414,921	3,242,000	3,414,700	3,097,300	-	3,097,300	(4.5%)
Carry Forward	(113,174)	-	-	-	-	-	na
Negative 5% Revenue Reserve	-	(11,000)	-	(7,800)	-	(7,800)	(29.1%)
Total Funding	3,921,389	3,744,000	3,862,400	3,537,200	-	3,537,200	(5.5%)

Department Position Summary	FY 2007 Actual	FY 2008 Adopted	FY 2008 Forecast	FY 2009 Current	FY 2009 Expanded	FY 2009 Adopted	FY 2009 Change
County Attorney (001)	34.00	34.00	34.00	34.00	-	34.00	0 %
Total FTE	34.00	34.00	34.00	34.00	-	34.00	0 %

**Collier County Government
Fiscal Year 2009 Adopted Budget**

**Elected Officials-Board of Commissioners
County Attorney
County Attorney (001)**

Mission Statement

To provide legal services to the Board of County Commissioners and the County Manager and all County divisions, departments and appointive committees under the Board of County Commissioners. Also to represent the County in litigation brought by or against the County, and to work with Constitutional Officers and Judiciary on Board-related and statutorily-required matters.

Program Summary	FY 2009 Total FTE	FY 2009 Budget	FY 2009 Revenues	FY 2009 Net Cost
Departmental Administration/Overhead To provide minimum level of legally required services to the BCC; represent staff and quasi-judicial boards; represent the Board in litigation cases filed against or by the County; advise staff and prosecute as requested before the Code Enforcement Board and Contractor's Licensing Board.	15.88	1,699,994	290,000	1,409,994
Ordinances, Resos, Other Legal Documents, & Legal Opinions Research, draft, and provide legal review of legally binding documents (including massive numbers of contracts). Provide requested legal opinions and interpretations.	8.00	817,601	-	817,601
Attendance at Board Meetings Provide legal advice at BCC meetings, workshops, and Community Redevelopment Agency (CRA) meetings.	2.11	319,615	-	319,615
Resolve Legal Issues Meet, coordinate with, and resolve legal issues raised by the public, constitutional officers, the judiciary, and county staff.	2.55	339,912	2,000	337,912
Advisory Boards Provide legal assistance to the various advisory boards and committees upon request.	1.46	212,178	-	212,178
Unfilled Positions	4.00	-	-	-
Current Level of Service Budget	34.00	3,389,300	292,000	3,097,300
Total Adopted Budget	34.00	3,389,300	292,000	3,097,300

Program Budgetary Cost Summary	FY 2007 Actual	FY 2008 Adopted	FY 2008 Forecast	FY 2009 Current	FY 2009 Expanded	FY 2009 Adopted	FY 2009 Change
Personal Services	3,365,028	3,173,600	3,147,700	3,021,300	-	3,021,300	(4.8%)
Operating Expense	470,232	316,400	515,000	346,500	-	346,500	9.5%
Capital Outlay	5,465	44,000	44,000	21,500	-	21,500	(51.1%)
Net Operating Budget	3,840,725	3,534,000	3,706,700	3,389,300	-	3,389,300	(4.1%)
Total Budget	3,840,725	3,534,000	3,706,700	3,389,300	-	3,389,300	(4.1%)
Total FTE	34.00	34.00	34.00	34.00	-	34.00	0 %

Program Funding Sources	FY 2007 Actual	FY 2008 Adopted	FY 2008 Forecast	FY 2009 Current	FY 2009 Expanded	FY 2009 Adopted	FY 2009 Change
Charges For Services	425,803	292,000	292,000	292,000	-	292,000	0 %
Net Cost General Fund	3,414,921	3,242,000	3,414,700	3,097,300	-	3,097,300	(4.5%)
Total Funding	3,840,725	3,534,000	3,706,700	3,389,300	-	3,389,300	(4.1%)

**Elected Officials-Board of Commissioners
County Attorney**

Forecast FY 07/08 - Expenses for legal fees for outside counsel that have been approved by the Board of County Commissioners through budget amendment, are increasing by \$150,000 along with advance costs of \$40,000. Also increasing are costs associated with litigation and reporting by \$9,700.

Current FY 08/09 – The County Attorney's Office is funded at a 91.2% rate for personnel. Operating expenses will increase by \$29,500. Operating expenses reflect an annual recurring expense assigned to the County Attorney budget of \$40,000 in Other Contractual Services to pay the State Attorney for professional services rendered in connection with prosecution of County ordinance violations punishable by incarceration and Public Defender for services rendered in connection with defense of indigent defendants in County ordinance violations punishable by incarceration; an annual recurring expense assigned to the County Attorney budget in the amount of \$10,000 for codification of Code of Laws and Ordinances and LDC. There is an increase in electronic research of \$7,200 and legal fees and advance costs for outside counsel of \$22,300. Capital Outlay costs of \$21,500 are attributable to the replacement of five PCs and printers.

Revenue FY 08/09 – Revenues include copies of legal documents - \$2,000 and reimbursements for legal services from Risk Management - \$290,000.

**Collier County Government
Fiscal Year 2009 Adopted Budget**

**Elected Officials-Board of Commissioners
County Attorney
Legal Aid Society (652)**

Mission Statement

To provide financial support of the Legal Aid Society operations.

Program Summary	FY 2009 Total FTE	FY 2009 Budget	FY 2009 Revenues	FY 2009 Net Cost
Legal Aid Society	-	147,900	147,900	-
To use available revenues to offset the cost of the Legal Aid Society operations.				
Current Level of Service Budget	-	147,900	147,900	-
Total Adopted Budget	-	147,900	147,900	-

Program Budgetary Cost Summary	FY 2007 Actual	FY 2008 Adopted	FY 2008 Forecast	FY 2009 Current	FY 2009 Expanded	FY 2009 Adopted	FY 2009 Change
Operating Expense	178,041	210,000	155,700	147,900	-	147,900	(29.6%)
Net Operating Budget	178,041	210,000	155,700	147,900	-	147,900	(29.6%)
Total Budget	178,041	210,000	155,700	147,900	-	147,900	(29.6%)

Program Funding Sources	FY 2007 Actual	FY 2008 Adopted	FY 2008 Forecast	FY 2009 Current	FY 2009 Expanded	FY 2009 Adopted	FY 2009 Change
Charges For Services	193,578	221,000	155,700	155,700	-	155,700	(29.5%)
Interest/Misc	260	-	-	-	-	-	na
Carry Forward	(113,174)	-	-	-	-	-	na
Negative 5% Revenue Reserve	-	(11,000)	-	(7,800)	-	(7,800)	(29.1%)
Total Funding	80,664	210,000	155,700	147,900	-	147,900	(29.6%)

Forecast FY 07/08 - Forecast revenue is based on average monthly collections of \$12,975. Funds collected will be remitted to the Legal Aid Society.

Current FY 08/09 – Article V legislation provided for the imposition of \$65 in additional court costs for persons found guilty or pleading no contest to felony, misdemeanor, or criminal traffic offenses. Twenty-five percent of this fee is available to fund legal aid programs. Revenue is based on average monthly collections of \$12,975.

**Collier County Government
Fiscal Year 2009 Adopted Budget**

**Elected Officials-Board of Commissioners
CRA Redevelopment**

Department Budgetary Cost Summar	FY 2007 Actual	FY 2008 Adopted	FY 2008 Forecast	FY 2009 Current	FY 2009 Expanded	FY 2009 Adopted	FY 2009 Change
Personal Services	302,281	498,200	515,800	649,000	-	649,000	30.3%
Operating Expense	271,466	678,800	577,900	943,900	-	943,900	39.1%
Indirect Cost Reimburs	12,400	19,000	19,000	36,100	-	36,100	90.0%
Capital Outlay	1,726,442	1,522,000	822,000	2,825,000	-	2,825,000	85.6%
Grants and Aid	103,299	353,300	150,000	763,300	-	763,300	116.0%
Remittances	13,488	15,000	-	-	-	-	(100.0%)
Net Operating Budget	2,429,376	3,086,300	2,084,700	5,217,300	-	5,217,300	69.0%
Trans to 111 Unincorp Gen Fd	85,700	-	-	-	-	-	na
Trans to Debt Serv Fds	237,152	500,000	320,000	500,000	-	500,000	0 %
Trans to 313 Gas Tax Cap Fd	-	-	200,000	-	-	-	na
Trans to 325 Stormw Cap Fd	529,000	-	-	-	-	-	na
Reserves For Contingencies	-	-	-	175,000	-	175,000	na
Reserves For Capital	-	3,590,600	-	2,256,400	-	2,256,400	(37.2%)
Total Budget	3,281,228	7,176,900	2,604,700	8,148,700	-	8,148,700	13.5%

Appropriations by Program	FY 2007 Actual	FY 2008 Adopted	FY 2008 Forecast	FY 2009 Current	FY 2009 Expanded	FY 2009 Adopted	FY 2009 Change
Bayshore/Gateway Triangle Redevel (187)	2,308,285	2,451,100	1,513,100	4,078,700	-	4,078,700	66.4%
Immokalee Redevelopment (CRA) Fund (186)	121,091	635,200	571,600	1,138,600	-	1,138,600	79.3%
Total Net Budget	2,429,376	3,086,300	2,084,700	5,217,300	-	5,217,300	69.0%
Total Transfers and Reserves	851,852	4,090,600	520,000	2,931,400	-	2,931,400	(28.3%)
Total Budget	3,281,228	7,176,900	2,604,700	8,148,700	-	8,148,700	13.5%

Department Funding Sources	FY 2007 Actual	FY 2008 Adopted	FY 2008 Forecast	FY 2009 Current	FY 2009 Expanded	FY 2009 Adopted	FY 2009 Change
Miscellaneous Revenues	6,430	-	-	-	-	-	na
Interest/Misc	294,719	10,000	137,000	14,500	-	14,500	45.0%
Loan Proceeds	1,335,000	-	-	-	-	-	na
Trans fm 001 Gen Fund	2,257,200	2,609,200	2,609,200	2,386,400	-	2,386,400	(8.5%)
Trans fm 111 MSTD Gen Fd	509,000	573,100	573,100	524,200	-	524,200	(8.5%)
Carry Forward	3,423,259	3,985,100	4,509,700	5,224,300	-	5,224,300	31.1%
Negative 5% Revenue Reserve	-	(500)	-	(700)	-	(700)	40.0%
Total Funding	7,825,608	7,176,900	7,829,000	8,148,700	-	8,148,700	13.5%

Department Position Summary	FY 2007 Actual	FY 2008 Adopted	FY 2008 Forecast	FY 2009 Current	FY 2009 Expanded	FY 2009 Adopted	FY 2009 Change
Bayshore/Gateway Triangle Redevel (187)	3.00	3.00	4.00	4.00	-	4.00	33.3%
Immokalee Redevelopment (CRA) Fund (186)	-	2.00	3.00	3.00	-	3.00	50.0%
Total FTE	3.00	5.00	7.00	7.00	-	7.00	40.0%

**Collier County Government
Fiscal Year 2009 Adopted Budget**

**Elected Officials-Board of Commissioners
CRA Redevelopment
Bayshore/Gateway Triangle Redevel (187)**

Mission Statement

To support the efforts of the Board of County Commissioners which established itself as the Community Redevelopment Agency (CRA) and made a finding of necessity and of blight conditions in the Bayshore/Gateway Triangle Component Redevelopment Area by adopting Resolution 2000-82 on March 14, 2000, and to implement the Bayshore/Gateway Triangle Component Section of the Collier County Community Redevelopment Plan adopted by the CRA.

Program Summary	FY 2009 Total FTE	FY 2009 Budget	FY 2009 Revenues	FY 2009 Net Cost
Administration/Overhead Costs Funding for CRA staff administering this program.	4.00	733,700	733,700	-
Bayshore/Gateway Redevelopment Master Plan The Redevelopment Plan will undergo a review and update to accurately reflect ground-truth conditions and create zoning maps. Recommended catalyst projects, targeted blighted properties and redevelopment programs will be updated.	-	400,000	400,000	-
Capital Capital projects within the district including; streets, sidewalks, lighting, landscaping and other improvements. Land acquisition and rehabilitation projects include purchase of blighted properties and construction/re-development of commercial and residential buildings.	-	3,125,000	3,125,000	-
Remittances Grants in aid connected with residential/commercial building improvements/renovations.	-	320,000	320,000	-
Reserves	-	719,200	719,200	-
Current Level of Service Budget	<u>4.00</u>	<u>5,297,900</u>	<u>5,297,900</u>	<u>-</u>
Total Adopted Budget	<u>4.00</u>	<u>5,297,900</u>	<u>5,297,900</u>	<u>-</u>

Program Budgetary Cost Summary	FY 2007 Actual	FY 2008 Adopted	FY 2008 Forecast	FY 2009 Current	FY 2009 Expanded	FY 2009 Adopted	FY 2009 Change
Personal Services	302,281	318,000	347,600	398,400	-	398,400	25.3%
Operating Expense	164,663	351,100	177,500	700,300	-	700,300	99.5%
Indirect Cost Reimburs	11,600	18,000	18,000	35,000	-	35,000	94.4%
Capital Outlay	1,726,442	1,454,000	820,000	2,625,000	-	2,625,000	80.5%
Grants and Aid	103,299	310,000	150,000	320,000	-	320,000	3.2%
Net Operating Budget	2,308,285	2,451,100	1,513,100	4,078,700	-	4,078,700	66.4%
Trans to Debt Serv Fds	237,152	500,000	320,000	500,000	-	500,000	0 %
Trans to 313 Gas Tax Cap Fd	-	-	200,000	-	-	-	na
Trans to 325 Stormw Cap Fd	529,000	-	-	-	-	-	na
Reserves For Contingencies	-	-	-	100,000	-	100,000	na
Reserves For Capital	-	2,164,900	-	619,200	-	619,200	(71.4%)
Total Budget	3,074,437	5,116,000	2,033,100	5,297,900	-	5,297,900	3.6%
Total FTE	3.00	3.00	4.00	4.00	-	4.00	33.3%

Program Funding Sources	FY 2007 Actual	FY 2008 Adopted	FY 2008 Forecast	FY 2009 Current	FY 2009 Expanded	FY 2009 Adopted	FY 2009 Change
Miscellaneous Revenues	6,430	-	-	-	-	-	na
Interest/Misc	195,724	5,500	86,000	10,000	-	10,000	81.8%
Loan Proceeds	1,335,000	-	-	-	-	-	na
Trans fm 001 Gen Fund	1,601,300	1,880,300	1,880,300	1,711,700	-	1,711,700	(9.0%)
Trans fm 111 MSTD Gen Fd	361,100	413,000	413,000	376,000	-	376,000	(9.0%)
Carry Forward	2,450,988	2,817,500	2,854,500	3,200,700	-	3,200,700	13.6%
Negative 5% Revenue Reserve	-	(300)	-	(500)	-	(500)	66.7%
Total Funding	5,950,542	5,116,000	5,233,800	5,297,900	-	5,297,900	3.6%

Elected Officials-Board of Commissioners CRA Redevelopment

Forecast FY 07/08 – Staffing for this CRA was increased from three (3) to four (4) positions pursuant to action by the Board of County Commissioners (BCC) on March 11, 2008. This additional position was a grade 16 Operations Coordinator. Operating expenses are projected below budget due primarily to reduced other contractual service expenses. Remittances for the Shoreline Stabilization Grant Program, Site Improvement Grant Program and Sweat Equity Grant Program totaling \$310,000 were budgeted. This figure included \$224,000 in new grant money and \$86,000 for payment on current grant contracts. Actual expenses under the three grant programs are forecast at \$150,000.

To facilitate community development and neighborhood rehabilitation within the District, CRA officials purchased property totaling \$1,717,600 during FY 07. For FY 08, land purchases are forecast at \$820,000 and these purchase were not financed.

During FY 07, land purchases totaling \$1,335,000 were financed via a bank loan (Wachovia Bank) with debt service scheduled for payment via transfer to debt service fund (287). The initial July 2006 bank loan (line of credit) totaled \$7,000,000. Draws from inception through the end of fiscal FY 07 totaled \$5,500,000 leaving a remaining credit line balance of approximately \$1,500,000. This balance was not accessed in FY 08 and cannot be utilized until current litigation surrounding CRA debt issuance is resolved.

Current FY 08/09 – Budgeted funds include personal services and operating expenses connected with CRA program management. Personal Service expense is up 25.3% - reflecting the additional BCC approved FTE added in FY 08. Operating expense is budgeted to increase dramatically with \$400,000 allocated for an update to the CRA master plan and other professional planning services. A new CRA marketing and promotional initiative is budgeted at \$150,000.

This years pool of grant dollars to fund site improvement, shoreline stabilization and sweat equity projects equals \$320,000. From this allocation, \$302,500 is available for new projects and \$17,500 is committed and due to previously approved applicants. Total grant dollars (\$320,000) includes \$196,000 for the residential/commercial rehabilitation program; \$100,000 for the sea wall rehabilitation program and; \$24,000 for the sweat equity program.

Capital outlay includes \$425,000 in general CRA improvements; \$600,000 in road improvements, \$1,000,000 in infill housing construction, \$100,000 in landscaping and general street scape improvements totaling \$500,000.

The aggressive increase in operating and capital programs has led to a significant reduction in reserves. Budgeted reserves have dropped \$1,445,700 to \$719,200.

Any decrease in tax increment financing revenue will translate to a reduction in reserves or the capital program.

**Collier County Government
Fiscal Year 2009 Adopted Budget**

**Elected Officials-Board of Commissioners
CRA Redevelopment
Immokalee Redevelopment (CRA) Fund (186)**

Mission Statement

To support the efforts of the Board of County Commissioners, which established itself as the Community Redevelopment Agency (CRA) and made a finding of necessity and of blight conditions in the Immokalee Component Redevelopment Area by adopting Resolution 2000-82 on March 14, 2000, and to implement the Immokalee Component Section of the Collier County Community Redevelopment Plan adopted by the CRA.

Program Summary	FY 2009 Total FTE	FY 2009 Budget	FY 2009 Revenues	FY 2009 Net Cost
CRA Implementation/Reserves	3.00	2,850,800	2,850,800	-
Monitor, update and implement the Immokalee Component Section of the Collier County Community Redevelopment Plan. Includes funding for CRA staff and all re-development activities.				
Current Level of Service Budget	3.00	2,850,800	2,850,800	-
Total Adopted Budget	3.00	2,850,800	2,850,800	-

Program Budgetary Cost Summary	FY 2007 Actual	FY 2008 Adopted	FY 2008 Forecast	FY 2009 Current	FY 2009 Expanded	FY 2009 Adopted	FY 2009 Change
Personal Services	-	180,200	168,200	250,600	-	250,600	39.1%
Operating Expense	106,803	327,700	400,400	243,600	-	243,600	(25.7%)
Indirect Cost Reimburs	800	1,000	1,000	1,100	-	1,100	10.0%
Capital Outlay	-	68,000	2,000	200,000	-	200,000	194.1%
Grants and Aid	-	43,300	-	443,300	-	443,300	923.8%
Remittances	13,488	15,000	-	-	-	-	(100.0%)
Net Operating Budget	121,091	635,200	571,600	1,138,600	-	1,138,600	79.3%
Trans to 111 Unincorp Gen Fd	85,700	-	-	-	-	-	na
Reserves For Contingencies	-	-	-	75,000	-	75,000	na
Reserves For Capital	-	1,425,700	-	1,637,200	-	1,637,200	14.8%
Total Budget	206,791	2,060,900	571,600	2,850,800	-	2,850,800	38.3%
Total FTE	-	2.00	3.00	3.00	-	3.00	50.0%

Program Funding Sources	FY 2007 Actual	FY 2008 Adopted	FY 2008 Forecast	FY 2009 Current	FY 2009 Expanded	FY 2009 Adopted	FY 2009 Change
Interest/Misc	98,995	4,500	51,000	4,500	-	4,500	0 %
Trans fm 001 Gen Fund	655,900	728,900	728,900	674,700	-	674,700	(7.4%)
Trans fm 111 MSTD Gen Fd	147,900	160,100	160,100	148,200	-	148,200	(7.4%)
Carry Forward	972,271	1,167,600	1,655,200	2,023,600	-	2,023,600	73.3%
Negative 5% Revenue Reserve	-	(200)	-	(200)	-	(200)	0 %
Total Funding	1,875,065	2,060,900	2,595,200	2,850,800	-	2,850,800	38.3%

**Elected Officials-Board of Commissioners
CRA Redevelopment**

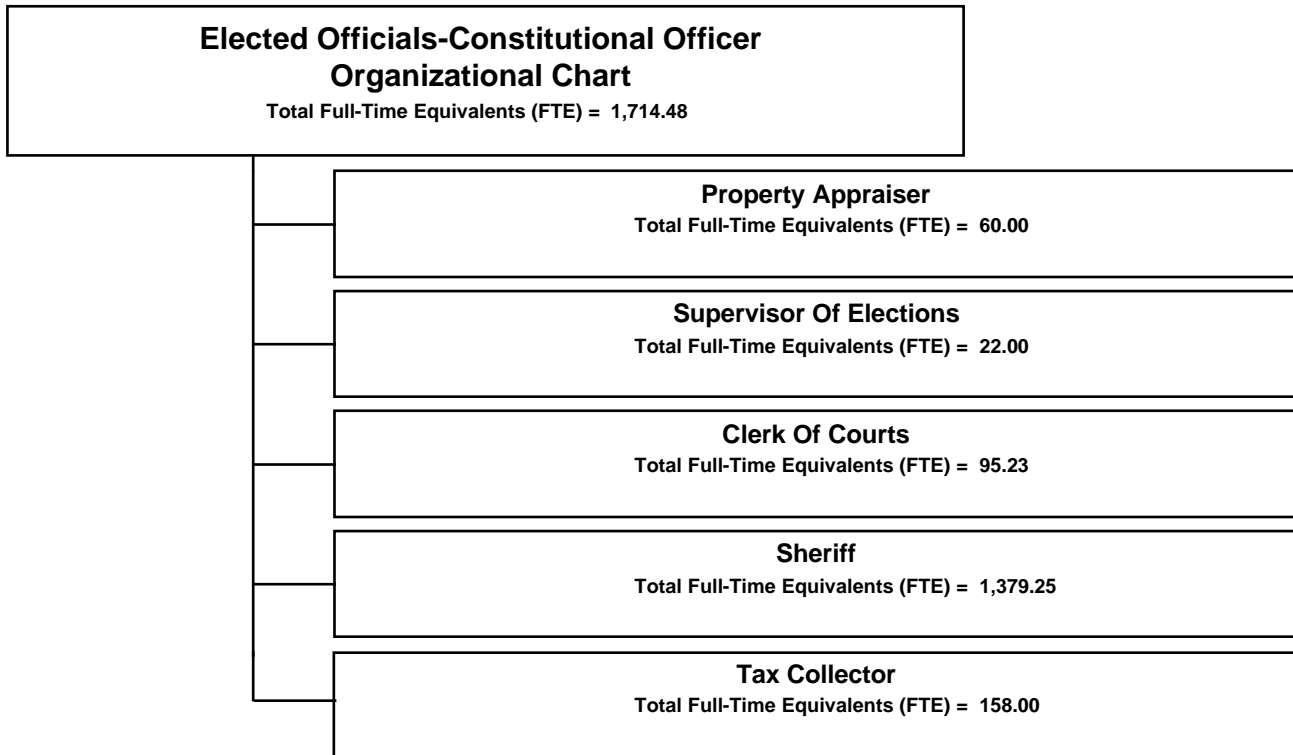
Forecast FY 07/08 – The Board of County Commissioners (BCC) on April 24, 2007 approved the establishment of a new Immokalee CRA office complete with an Executive Director and two support staff beginning October 1, 2007. For the adopted FY 08 budget only the Executive Director and one (1) support FTE was funded pursuant to the CRA Advisory Board's recommendation. A budget amendment providing for the third FTE (Project Manager) was approved by the BCC on March 11, 2008. The timing of various FTE hires has resulted in forecast personal services which are below budget.

Forecast operating expenses exceed budget due to expenses connected with CRA involvement in the Immokalee Medical Center complex. This project is a partnership with Florida State University. The Board of County Commissioners authorized the expenditure of dollars in May 2007 and part of this contractual expense rolled into FY 08.

Current FY 08/09 – Personal services are based upon three (3) FTE's staffing office operations. The expense variance from budget 2008 represents an increase of one (1) FTE previously authorized by the BCC. Operating expenses are intended to support office operations. Consulting services are budgeted at \$130,000 and represent additional dollars which may be necessary for contractual professional planning consultation. Funds are budgeted (\$45,000) to reimburse the Comprehensive Planning Department and County Attorney for routine and customary planning and legal services. The CRA is planning to initiate a residential/commercial rehabilitation grant program and \$400,000 is budgeted for this program in its inaugural year. Capital Outlay includes \$200,000 as a contribution to offset utilities connected with the Esperanza Development. Absent a specific capital improvement program, a substantial capital reserve and modest contingency reserve exists - the total of which is \$1,637,200 and \$75,000 respectively.

Revenue FY 08/09 - The two largest revenue sources are derived from the CRA's property tax increment and carryforward. Carryforward continues to grow absent capital improvement expenses.

Elected Officials-Constitutional Officer



**Collier County Government
Fiscal Year 2009 Adopted Budget**

Elected Officials-Constitutional Officer

Division Budgetary Cost Summary	FY 2007 Actual	FY 2008 Adopted	FY 2008 Forecast	FY 2009 Current	FY 2009 Expanded	FY 2009 Adopted	FY 2009 Change
Personal Services	1,765,465	149,754,300	130,450,400	146,997,300	980,600	147,977,900	(1.2%)
Operating Expense	7,468,537	37,898,300	34,952,585	35,129,300	143,200	35,272,500	(6.9%)
Capital Outlay	245,325	6,059,400	4,689,803	2,299,500	276,200	2,575,700	(57.5%)
Remittances	860,272	220,000	344,800	6,908,500	-	6,908,500	3,040.2%
Total Net Budget	10,339,598	193,932,000	170,437,588	191,334,600	1,400,000	192,734,600	(0.6)%
Grants and Aid	-	11,009,500	-	9,229,000	-	9,229,000	(16.2%)
Trans to General Fund	193,766	-	334,700	-	-	-	na
Trans to 115 Sheriff Grant Fd	-	55,000	8,100	506,800	-	506,800	821.5%
Reserves For Contingencies	-	6,740,400	-	1,317,000	-	1,317,000	(80.5%)
Reserve for Attrition	-	(5,256,500)	-	(4,917,500)	-	(4,917,500)	(6.4%)
Total Budget	10,533,364	206,480,400	170,780,388	197,469,900	1,400,000	198,869,900	(3.7)%

Appropriations by Department	FY 2007 Actual	FY 2008 Adopted	FY 2008 Forecast	FY 2009 Current	FY 2009 Expanded	FY 2009 Adopted	FY 2009 Change
Property Appraiser	588,923	7,414,600	7,390,200	6,790,300	-	6,790,300	(8.4%)
Supervisor Of Elections	2,729,893	3,962,100	3,735,000	3,386,900	-	3,386,900	(14.5%)
Clerk Of Courts	582,637	5,792,100	803,300	888,700	-	888,700	(84.7%)
Sheriff	6,198,196	164,960,200	158,266,788	167,607,300	1,400,000	169,007,300	2.5%
Tax Collector	239,949	11,803,000	242,300	12,661,400	-	12,661,400	7.3%
Total Net Budget	10,339,598	193,932,000	170,437,588	191,334,600	1,400,000	192,734,600	(0.6)%
Supervisor Of Elections	193,766	-	280,000	-	-	-	na
Clerk Of Courts	-	720,000	32,300	-	-	-	(100.0%)
Sheriff	-	818,900	30,500	(3,093,700)	-	(3,093,700)	(477.8%)
Tax Collector	-	11,009,500	-	9,229,000	-	9,229,000	(16.2%)
Total Transfers and Reserves	193,766	12,548,400	342,800	6,135,300	-	6,135,300	(51.1)%
Total Budget	10,533,364	206,480,400	170,780,388	197,469,900	1,400,000	198,869,900	(3.7)%

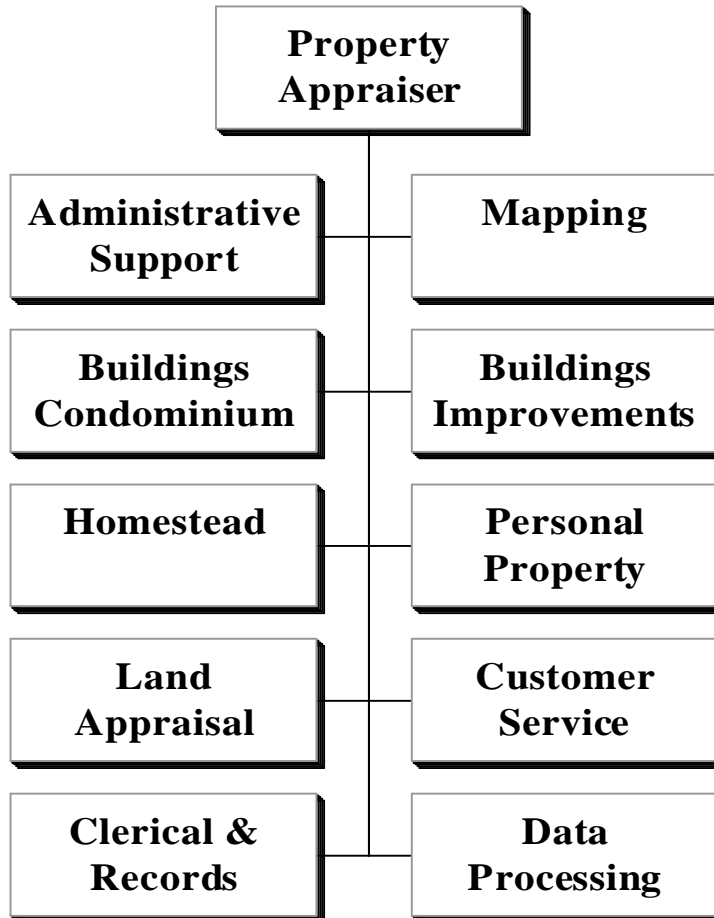
**Collier County Government
Fiscal Year 2009 Adopted Budget**

Elected Officials-Constitutional Officer

Division Funding Sources	FY 2007 Actual	FY 2008 Adopted	FY 2008 Forecast	FY 2009 Current	FY 2009 Expanded	FY 2009 Adopted	FY 2009 Change
Franchise Fees	2,149,750	2,000,500	1,075,562	2,489,400	-	2,489,400	24.4%
Intergovernmental Revenues	138,727	171,000	344,700	1,033,500	-	1,033,500	504.4%
Charges For Services	964,335	27,912,700	656,200	21,683,800	-	21,683,800	(22.3%)
Fines & Forfeitures	513,090	454,000	212,300	290,000	-	290,000	(36.1%)
Miscellaneous Revenues	49	-	307,200	-	-	-	na
Interest/Misc	1,893,976	2,179,800	1,302,500	1,614,100	-	1,614,100	(26.0%)
Reimb From Other Depts	4,704	4,000	4,000	4,000	-	4,000	0 %
Trans frm Board	2,842,800	162,829,500	162,867,000	159,128,100	1,400,000	160,528,100	(1.4%)
Trans frm Independ Special District	-	729,900	729,900	749,800	-	749,800	2.7%
Net Cost General Fund	2,997,719	4,321,000	3,496,800	3,077,700	-	3,077,700	(28.8%)
Trans fm General Fund	7,368	-	-	-	-	-	na
Trans fm 178 Court IT Fee Fd	-	68,500	-	-	-	-	(100.0%)
Trans fm Trust & Agcy Fds	-	-	-	194,100	-	194,100	na
Trans fm 602 Confiscatd Prop	-	55,000	8,100	312,700	-	312,700	468.5%
Carry Forward	5,635,196	6,177,400	6,701,620	7,025,800	-	7,025,800	13.7%
Negative 5% Revenue Reserve	-	(422,900)	-	(133,100)	-	(133,100)	(68.5%)
Total Funding	17,147,715	206,480,400	177,705,882	197,469,900	1,400,000	198,869,900	(3.7%)

Division Position Summary	FY 2007 Actual	FY 2008 Adopted	FY 2008 Forecast	FY 2009 Current	FY 2009 Expanded	FY 2009 Adopted	FY 2009 Change
Property Appraiser	60.00	60.00	60.00	60.00	-	60.00	0 %
Supervisor Of Elections	22.00	22.00	22.00	22.00	-	22.00	0 %
Clerk Of Courts	94.75	92.23	92.23	95.23	-	95.23	3.3%
Sheriff	1,361.25	1,361.25	1,361.25	1,368.25	11.00	1,379.25	1.3%
Tax Collector	150.00	151.00	151.00	158.00	-	158.00	4.6%
Total FTE	1,688.00	1,686.48	1,686.48	1,703.48	11.00	1,714.48	1.7%

PROPERTY APPRAISER



**Collier County Government
Fiscal Year 2009 Adopted Budget**

**Elected Officials-Constitutional Officer
Property Appraiser**

Department Budgetary Cost Summar	FY 2007 Actual	FY 2008 Adopted	FY 2008 Forecast	FY 2009 Current	FY 2009 Expanded	FY 2009 Adopted	FY 2009 Change
Personal Services	-	4,913,800	4,913,800	5,190,600	-	5,190,600	5.6%
Operating Expense	588,923	2,291,700	2,267,300	1,549,700	-	1,549,700	(32.4%)
Capital Outlay	-	209,100	209,100	50,000	-	50,000	(76.1%)
Net Operating Budget	588,923	7,414,600	7,390,200	6,790,300	-	6,790,300	(8.4%)
Total Budget	588,923	7,414,600	7,390,200	6,790,300	-	6,790,300	(8.4%)

Appropriations by Program	FY 2007 Actual	FY 2008 Adopted	FY 2008 Forecast	FY 2009 Current	FY 2009 Expanded	FY 2009 Adopted	FY 2009 Change
Property Appraiser Fund (060)	-	6,681,200	6,681,200	6,682,800	-	6,682,800	0 %
Property Appr-Charges Paid By BCC (001)	588,923	733,400	709,000	107,500	-	107,500	(85.3%)
Total Net Budget	588,923	7,414,600	7,390,200	6,790,300	-	6,790,300	(8.4%)
Total Transfers and Reserves	-	-	-	-	-	-	na
Total Budget	588,923	7,414,600	7,390,200	6,790,300	-	6,790,300	(8.4%)

Department Funding Sources	FY 2007 Actual	FY 2008 Adopted	FY 2008 Forecast	FY 2009 Current	FY 2009 Expanded	FY 2009 Adopted	FY 2009 Change
Miscellaneous Revenues	-	-	-	-	-	-	na
Trans frm Board	-	5,951,300	5,951,300	5,933,000	-	5,933,000	(0.3%)
Trans frm Independ Special District	-	729,900	729,900	749,800	-	749,800	2.7%
Net Cost General Fund	588,923	733,400	709,000	107,500	-	107,500	(85.3%)
Total Funding	588,923	7,414,600	7,390,200	6,790,300	-	6,790,300	(8.4%)

Department Position Summary	FY 2007 Actual	FY 2008 Adopted	FY 2008 Forecast	FY 2009 Current	FY 2009 Expanded	FY 2009 Adopted	FY 2009 Change
Property Appraiser Fund (060)	60.00	60.00	60.00	60.00	-	60.00	0 %
Total FTE	60.00	60.00	60.00	60.00	-	60.00	0 %

**Collier County Government
Fiscal Year 2009 Adopted Budget**

**Elected Officials-Constitutional Officer
Property Appraiser
Property Appraiser Fund (060)**

Mission Statement

To assess all real and personal property in Collier County.

Program Summary	FY 2009 Total FTE	FY 2009 Budget	FY 2009 Revenues	FY 2009 Net Cost
Property Appraiser	60.00	6,682,800	6,682,800	-
Compile and prepare the annual real and personal property tax rolls; mail homestead renewals, take applications for exemptions; process wholly exempt properties such as governments and churches; and identify agricultural classifications				
Current Level of Service Budget	60.00	6,682,800	6,682,800	-
Total Adopted Budget	60.00	6,682,800	6,682,800	-

Program Budgetary Cost Summary	FY 2007 Actual	FY 2008 Adopted	FY 2008 Forecast	FY 2009 Current	FY 2009 Expanded	FY 2009 Adopted	FY 2009 Change
Personal Services	-	4,913,800	4,913,800	5,190,600	-	5,190,600	5.6%
Operating Expense	-	1,558,300	1,558,300	1,442,200	-	1,442,200	(7.5%)
Capital Outlay	-	209,100	209,100	50,000	-	50,000	(76.1%)
Net Operating Budget	-	6,681,200	6,681,200	6,682,800	-	6,682,800	0 %
Total Budget	-	6,681,200	6,681,200	6,682,800	-	6,682,800	0 %
Total FTE	60.00	60.00	60.00	60.00	-	60.00	0 %

Program Funding Sources	FY 2007 Actual	FY 2008 Adopted	FY 2008 Forecast	FY 2009 Current	FY 2009 Expanded	FY 2009 Adopted	FY 2009 Change
Trans frm Board	-	5,951,300	5,951,300	5,933,000	-	5,933,000	(0.3%)
Trans frm Independ Special District	-	729,900	729,900	749,800	-	749,800	2.7%
Total Funding	-	6,681,200	6,681,200	6,682,800	-	6,682,800	0 %

**Collier County Government
Fiscal Year 2009 Adopted Budget**

**Elected Officials-Constitutional Officer
Property Appraiser
Property Appr-Charges Paid By BCC (001)**

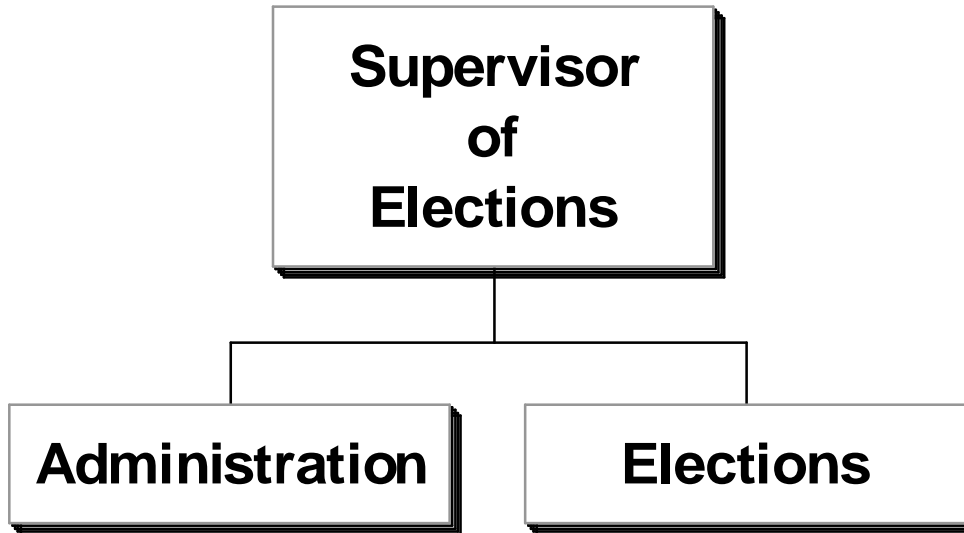
Program Summary	FY 2009 Total FTE	FY 2009 Budget	FY 2009 Revenues	FY 2009 Net Cost
N/A	-	107,500	-	107,500
Current Level of Service Budget	-	107,500	-	107,500
Total Adopted Budget	-	107,500	-	107,500

Program Budgetary Cost Summary	FY 2007 Actual	FY 2008 Adopted	FY 2008 Forecast	FY 2009 Current	FY 2009 Expanded	FY 2009 Adopted	FY 2009 Change
Operating Expense	588,923	733,400	709,000	107,500	-	107,500	(85.3%)
Net Operating Budget	588,923	733,400	709,000	107,500	-	107,500	(85.3%)
Total Budget	588,923	733,400	709,000	107,500	-	107,500	(85.3%)

Program Funding Sources	FY 2007 Actual	FY 2008 Adopted	FY 2008 Forecast	FY 2009 Current	FY 2009 Expanded	FY 2009 Adopted	FY 2009 Change
Miscellaneous Revenues	-	-	-	-	-	-	na
Net Cost General Fund	588,923	733,400	709,000	107,500	-	107,500	(85.3%)
Total Funding	588,923	733,400	709,000	107,500	-	107,500	(85.3%)

Current FY 08/09 - Budgeted operating expenses reflect the rent expense being transferred to Facilities Management for the current Property Appraiser's facility at Airport Road South and U.S. 41 East and a decrease of \$8,200 for electricity.

SUPERVISOR OF ELECTIONS



**Collier County Government
Fiscal Year 2009 Adopted Budget**

**Elected Officials-Constitutional Officer
Supervisor Of Elections**

Department Budgetary Cost Summar	FY 2007 Actual	FY 2008 Adopted	FY 2008 Forecast	FY 2009 Current	FY 2009 Expanded	FY 2009 Adopted	FY 2009 Change
Personal Services	1,449,525	1,728,500	1,728,500	1,801,900	-	1,801,900	4.2%
Operating Expense	1,242,704	2,230,100	2,001,300	1,532,500	-	1,532,500	(31.3%)
Capital Outlay	37,664	3,500	5,200	52,500	-	52,500	1,400.0%
Net Operating Budget	2,729,893	3,962,100	3,735,000	3,386,900	-	3,386,900	(14.5%)
Trans to General Fund	193,766	-	280,000	-	-	-	na
Total Budget	2,923,659	3,962,100	4,015,000	3,386,900	-	3,386,900	(14.5%)

Appropriations by Program	FY 2007 Actual	FY 2008 Adopted	FY 2008 Forecast	FY 2009 Current	FY 2009 Expanded	FY 2009 Adopted	FY 2009 Change
SOE-Expenses Paid By BCC (001)	56,200	52,200	37,600	42,600	-	42,600	(18.4%)
Supervisor Of Elections - Admin (080)	1,934,073	2,105,100	2,142,600	2,388,900	-	2,388,900	13.5%
Supervisor of Elections Grants (081)	24,659	-	-	100,300	-	100,300	na
Supervisor of Elections-Elections (080)	714,961	1,804,800	1,554,800	855,100	-	855,100	(52.6%)
Total Net Budget	2,729,893	3,962,100	3,735,000	3,386,900	-	3,386,900	(14.5%)
Total Transfers and Reserves	193,766	-	280,000	-	-	-	na
Total Budget	2,923,659	3,962,100	4,015,000	3,386,900	-	3,386,900	(14.5%)

Department Funding Sources	FY 2007 Actual	FY 2008 Adopted	FY 2008 Forecast	FY 2009 Current	FY 2009 Expanded	FY 2009 Adopted	FY 2009 Change
Intergovernmental Revenues	24,271	-	-	-	-	-	na
Charges For Services	2,625	-	-	-	-	-	na
Miscellaneous Revenues	49	-	-	-	-	-	na
Interest/Misc	35,693	-	30,000	25,000	-	25,000	na
Trans frm Board	2,842,800	3,909,900	3,947,400	3,219,000	-	3,219,000	(17.7%)
Net Cost General Fund	26,477	52,200	37,600	42,600	-	42,600	(18.4%)
Trans fm General Fund	7,368	-	-	-	-	-	na
Carry Forward	-	-	-	100,300	-	100,300	na
Total Funding	2,939,284	3,962,100	4,015,000	3,386,900	-	3,386,900	(14.5%)

Department Position Summary	FY 2007 Actual	FY 2008 Adopted	FY 2008 Forecast	FY 2009 Current	FY 2009 Expanded	FY 2009 Adopted	FY 2009 Change
Supervisor Of Elections - Admin (080)	22.00	22.00	22.00	22.00	-	22.00	0 %
Total FTE	22.00	22.00	22.00	22.00	-	22.00	0 %

**Collier County Government
Fiscal Year 2009 Adopted Budget**

**Elected Officials-Constitutional Officer
Supervisor Of Elections
Supervisor Of Elections - Admin (080)**

Mission Statement

ENSURE THE INTEGRITY OF THE ELECTORAL PROCESS

The Supervisor of Elections is responsible for administration of the single permanent registration system for Collier County residents in the most efficient and economical method possible. This includes being responsible for registering voters, maintaining voter rolls, conducting elections, reporting of financial disclosure forms, reporting campaign financing and all candidate filings. In addition, current lists of registered voters, demographic statistics and voter turnout is provided to candidates in accordance with Florida Election law.

Program Summary	FY 2009 Total FTE	FY 2009 Budget	FY 2009 Revenues	FY 2009 Net Cost
Department Administration	22.00	2,388,900	2,388,900	-
Administer the laws governing the registration process equitably and uniformly. Provide clear and concise training for the staff as well as the public. Conduct voter education in all assisted living centers, universities, colleges and high schools. Administer the Financial Disclosure Program, processing more than 350 Financial Disclosure Form 1's, in accordance with the requirements of the Florida Ethics Commission				
Current Level of Service Budget	<u>22.00</u>	<u>2,388,900</u>	<u>2,388,900</u>	<u>-</u>
Total Adopted Budget	<u>22.00</u>	<u>2,388,900</u>	<u>2,388,900</u>	<u>-</u>

Program Budgetary Cost Summary	FY 2007 Actual	FY 2008 Adopted	FY 2008 Forecast	FY 2009 Current	FY 2009 Expanded	FY 2009 Adopted	FY 2009 Change
Personal Services	1,449,525	1,701,600	1,701,600	1,775,000	-	1,775,000	4.3%
Operating Expense	446,884	400,000	437,500	561,400	-	561,400	40.4%
Capital Outlay	37,664	3,500	3,500	52,500	-	52,500	1,400.0%
Net Operating Budget	1,934,073	2,105,100	2,142,600	2,388,900	-	2,388,900	13.5%
Trans to General Fund	186,398	-	30,000	-	-	-	na
Total Budget	2,120,471	2,105,100	2,172,600	2,388,900	-	2,388,900	13.5%
Total FTE	22.00	22.00	22.00	22.00	-	22.00	0 %

Program Funding Sources	FY 2007 Actual	FY 2008 Adopted	FY 2008 Forecast	FY 2009 Current	FY 2009 Expanded	FY 2009 Adopted	FY 2009 Change
Interest/Misc	-	-	30,000	25,000	-	25,000	na
Trans frm Board	2,842,800	3,198,000	2,142,600	2,363,900	-	2,363,900	(26.1%)
Total Funding	2,842,800	3,198,000	2,172,600	2,388,900	-	2,388,900	(25.3%)

Forecast FY 07/08 - \$30,000 of un-budgeted interest earnings is scheduled to be turned back to the Board of County Commissioners at the end of FY 07/08.

Current FY 08/09 - Highlights:

Personnel Services - Up \$73,400 due to the 4.2% increase per Board of County Commissioners budget policy; and an increase in health insurance costs.

Operating Expenses - Up \$161,400 due to increases in utilities, other contractual expenses and computer software costs.

Capital Expenses - Up \$49,000 due to 1) a replacement of a van that was scheduled for replacement in FY 07/08 but was held over an additional year; 2) replacement of data processing equipment.

**Collier County Government
Fiscal Year 2009 Adopted Budget**

**Elected Officials-Constitutional Officer
Supervisor Of Elections
SOE-Expenses Paid By BCC (001)**

Program Summary	FY 2009 Total FTE	FY 2009 Budget	FY 2009 Revenues	FY 2009 Net Cost
N/A	-	42,600	-	42,600
Current Level of Service Budget	-	42,600	-	42,600
Total Adopted Budget	-	42,600	-	42,600

Program Budgetary Cost Summary	FY 2007 Actual	FY 2008 Adopted	FY 2008 Forecast	FY 2009 Current	FY 2009 Expanded	FY 2009 Adopted	FY 2009 Change
Operating Expense	56,200	52,200	37,600	42,600	-	42,600	(18.4%)
Net Operating Budget	56,200	52,200	37,600	42,600	-	42,600	(18.4%)
Total Budget	56,200	52,200	37,600	42,600	-	42,600	(18.4%)

Program Funding Sources	FY 2007 Actual	FY 2008 Adopted	FY 2008 Forecast	FY 2009 Current	FY 2009 Expanded	FY 2009 Adopted	FY 2009 Change
Charges For Services	2,625	-	-	-	-	-	na
Miscellaneous Revenues	49	-	-	-	-	-	na
Interest/Misc	27,049	-	-	-	-	-	na
Net Cost General Fund	26,477	52,200	37,600	42,600	-	42,600	(18.4%)
Total Funding	56,200	52,200	37,600	42,600	-	42,600	(18.4%)

Forecast FY 07/08 - Property insurance decreased by \$14,600.

Current FY08/09 - Property Insurance decreased by \$12,000 and general insurance increased by \$2,400.

**Collier County Government
Fiscal Year 2009 Adopted Budget**

**Elected Officials-Constitutional Officer
Supervisor Of Elections
Supervisor of Elections-Elections (080)**

Mission Statement

ENSURE THE INTEGRITY OF THE ELECTORAL PROCESS

Plan, coordinate, and conduct all elections by the laws of the State of Florida. Solicit, review and select all polling sites. Appoint and train all poll workers. Notify citizens of upcoming elections and maintain precinct boundaries. Prepare ballot layout and maintain all voting equipment for each voting cycle. Perform the tabulation of elections results and certification of the results to appropriate jurisdictions. Prepare submission to the U S Department of Justice for pre-clearance in accordance with Section 5 of the Voting Rights Act.

Program Summary	FY 2009 Total FTE	FY 2009 Budget	FY 2009 Revenues	FY 2009 Net Cost
Elections	-	855,100	855,100	-
Select and train the required number of poll workers to adequately staff all precincts as well as early voting sites. Provide notices of election and sample ballots to all county voters. Process all eligible requests for absentee ballots. Accurately and equitably recover pro rata election costs from participating jurisdictions. Provide current lists of registered voters to candidates. Compile and provide demographic statistics on voter registration and voter turnout to the public, press and all other interested agencies and organizations.				
Current Level of Service Budget	-	855,100	855,100	-
Total Adopted Budget	-	855,100	855,100	-

Program Budgetary Cost Summary	FY 2007 Actual	FY 2008 Adopted	FY 2008 Forecast	FY 2009 Current	FY 2009 Expanded	FY 2009 Adopted	FY 2009 Change
Personal Services	-	26,900	26,900	26,900	-	26,900	0 %
Operating Expense	714,961	1,777,900	1,526,200	828,200	-	828,200	(53.4%)
Capital Outlay	-	-	1,700	-	-	-	na
Net Operating Budget	714,961	1,804,800	1,554,800	855,100	-	855,100	(52.6%)
Trans to General Fund	7,368	-	250,000	-	-	-	na
Total Budget	722,329	1,804,800	1,804,800	855,100	-	855,100	(52.6%)

Program Funding Sources	FY 2007 Actual	FY 2008 Adopted	FY 2008 Forecast	FY 2009 Current	FY 2009 Expanded	FY 2009 Adopted	FY 2009 Change
Trans frm Board	-	711,900	1,804,800	855,100	-	855,100	20.1%
Total Funding	-	711,900	1,804,800	855,100	-	855,100	20.1%

Forecast FY 07/08 - Costs for the elections (Presidential Preference Primary, City of Marco Island and the City of Naples) will be less than budgeted.

Current FY 08/09 - Highlights:

Operating expenses - Down \$949,700 due to a reduction of costs for elections. Major areas of reduction include other contractual services (down \$379,600), postage (down \$249,600) and Other Operating Supplies (down \$103,200). Printing and Binding is up \$44,500.

**Collier County Government
Fiscal Year 2009 Adopted Budget**

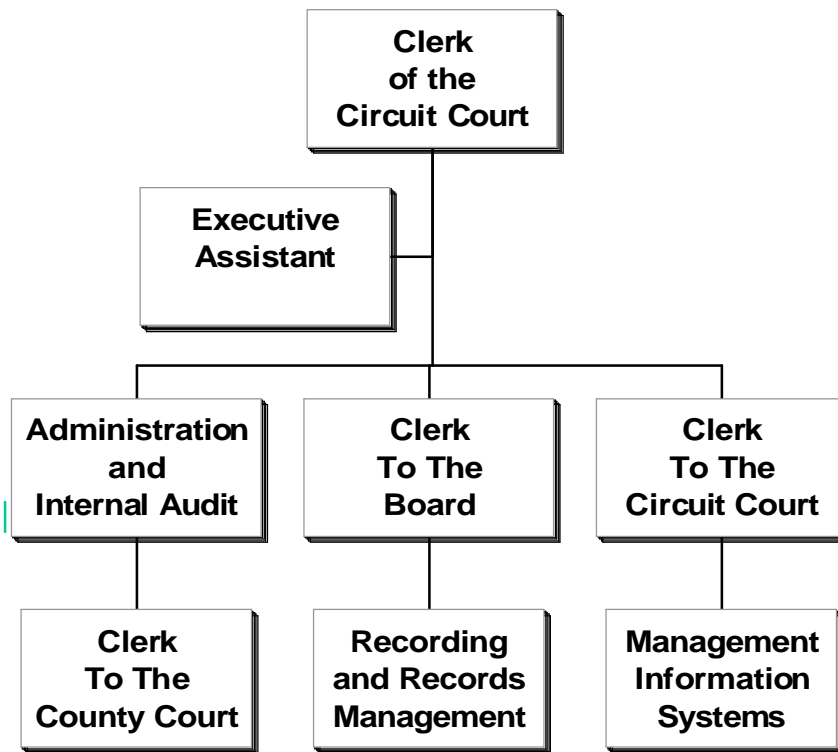
**Elected Officials-Constitutional Officer
Supervisor Of Elections
Supervisor of Elections Grants (081)**

Program Summary	FY 2009 Total FTE	FY 2009 Budget	FY 2009 Revenues	FY 2009 Net Cost
Department/Administration	-	100,300	100,300	-
Current Level of Service Budget	-	100,300	100,300	-
Total Adopted Budget	-	100,300	100,300	-

Program Budgetary Cost Summary	FY 2007 Actual	FY 2008 Adopted	FY 2008 Forecast	FY 2009 Current	FY 2009 Expanded	FY 2009 Adopted	FY 2009 Change
Operating Expense	24,659	-	-	100,300	-	100,300	na
Net Operating Budget	24,659	-	-	100,300	-	100,300	na
Total Budget	24,659	-	-	100,300	-	100,300	na

Program Funding Sources	FY 2007 Actual	FY 2008 Adopted	FY 2008 Forecast	FY 2009 Current	FY 2009 Expanded	FY 2009 Adopted	FY 2009 Change
Intergovernmental Revenues	24,271	-	-	-	-	-	na
Interest/Misc	8,645	-	-	-	-	-	na
Trans fm General Fund	7,368	-	-	-	-	-	na
Carry Forward	-	-	-	100,300	-	100,300	na
Total Funding	40,284	-	-	100,300	-	100,300	na

CLERK OF COURTS



**Collier County Government
Fiscal Year 2009 Adopted Budget**

**Elected Officials-Constitutional Officer
Clerk Of Courts**

Department Budgetary Cost Summar	FY 2007 Actual	FY 2008 Adopted	FY 2008 Forecast	FY 2009 Current	FY 2009 Expanded	FY 2009 Adopted	FY 2009 Change
Personal Services	-	3,097,400	119,200	124,300	-	124,300	(96.0%)
Operating Expense	582,637	2,397,800	684,100	764,400	-	764,400	(68.1%)
Capital Outlay	-	296,900	-	-	-	-	(100.0%)
Net Operating Budget	582,637	5,792,100	803,300	888,700	-	888,700	(84.7%)
Trans to General Fund	-	-	32,300	-	-	-	na
Reserves For Contingencies	-	720,000	-	-	-	-	(100.0%)
Total Budget	582,637	6,512,100	835,600	888,700	-	888,700	(86.4%)

Appropriations by Program	FY 2007 Actual	FY 2008 Adopted	FY 2008 Forecast	FY 2009 Current	FY 2009 Expanded	FY 2009 Adopted	FY 2009 Change
Administration & Internal Audit (011)	-	1,374,500	-	-	-	-	(100.0%)
Clerk Of County Courts (011)	-	147,100	82,800	124,000	-	124,000	(15.7%)
Clerk To The Board (011)	-	60,000	60,000	60,000	-	60,000	0 %
Clerk To The Circuit Court (011)	-	227,350	121,200	173,600	-	173,600	(23.6%)
COC - Expenses Paid By The BCC (001)	582,637	656,500	539,300	531,100	-	531,100	(19.1%)
Management Information Systems MIS (011)	-	1,205,150	-	-	-	-	(100.0%)
Recording (011)	-	2,121,500	-	-	-	-	(100.0%)
Total Net Budget	582,637	5,792,100	803,300	888,700	-	888,700	(84.7%)
Total Transfers and Reserves	-	720,000	32,300	-	-	-	(100.0%)
Total Budget	582,637	6,512,100	835,600	888,700	-	888,700	(86.4%)

Department Funding Sources	FY 2007 Actual	FY 2008 Adopted	FY 2008 Forecast	FY 2009 Current	FY 2009 Expanded	FY 2009 Adopted	FY 2009 Change
Charges For Services	-	5,247,500	-	-	-	-	(100.0%)
Interest/Misc	-	532,300	-	-	-	-	(100.0%)
Trans frm Board	-	296,300	296,300	357,600	-	357,600	20.7%
Net Cost General Fund	582,637	656,500	539,300	531,100	-	531,100	(19.1%)
Trans fm 178 Court IT Fee Fd	-	68,500	-	-	-	-	(100.0%)
Negative 5% Revenue Reserve	-	(289,000)	-	-	-	-	(100.0%)
Total Funding	582,637	6,512,100	835,600	888,700	-	888,700	(86.4%)

Department Position Summary	FY 2007 Actual	FY 2008 Adopted	FY 2008 Forecast	FY 2009 Current	FY 2009 Expanded	FY 2009 Adopted	FY 2009 Change
Clerk To The Board (011)	41.00	40.00	40.00	43.00	-	43.00	7.5%
Clerk To The Circuit Court (011)	1.00	1.00	1.00	1.00	-	1.00	0 %
Recording (011)	30.19	30.19	30.19	30.19	-	30.19	0 %
Administration & Internal Audit (011)	10.21	10.33	10.33	10.33	-	10.33	0 %
Management Information Systems MIS (011)	12.35	10.71	10.71	10.71	-	10.71	0 %
Total FTE	94.75	92.23	92.23	95.23	-	95.23	3.3%

**Collier County Government
Fiscal Year 2009 Adopted Budget**

**Elected Officials-Constitutional Officer
Clerk Of Courts
Clerk To The Board (011)**

Mission Statement

To attend Board of County Commissioner meetings and to advise the Board on finance and accounting matters.

Program Summary	FY 2009 Total FTE	FY 2009 Budget	FY 2009 Revenues	FY 2009 Net Cost
Finance and Accounting	43.00	60,000	60,000	-
Current Level of Service Budget	<u>43.00</u>	<u>60,000</u>	<u>60,000</u>	<u>-</u>
Total Adopted Budget	<u>43.00</u>	<u>60,000</u>	<u>60,000</u>	<u>-</u>

Program Budgetary Cost Summary	FY 2007 Actual	FY 2008 Adopted	FY 2008 Forecast	FY 2009 Current	FY 2009 Expanded	FY 2009 Adopted	FY 2009 Change
Personal Services	-	60,000	60,000	60,000	-	60,000	0 %
Net Operating Budget	-	<u>60,000</u>	<u>60,000</u>	<u>60,000</u>	-	<u>60,000</u>	<u>0 %</u>
Total Budget	-	<u>60,000</u>	<u>60,000</u>	<u>60,000</u>	-	<u>60,000</u>	<u>0 %</u>
Total FTE	<u>41.00</u>	<u>40.00</u>	<u>40.00</u>	<u>43.00</u>	-	<u>43.00</u>	<u>7.5%</u>

Program Funding Sources	FY 2007 Actual	FY 2008 Adopted	FY 2008 Forecast	FY 2009 Current	FY 2009 Expanded	FY 2009 Adopted	FY 2009 Change
Charges For Services	-	127,400	-	-	-	-	(100.0%)
Trans frm Board	-	296,300	60,000	60,000	-	60,000	(79.8%)
Trans fm 178 Court IT Fee Fd	-	68,500	-	-	-	-	(100.0%)
Total Funding	-	<u>492,200</u>	<u>60,000</u>	<u>60,000</u>	-	<u>60,000</u>	<u>(87.8%)</u>

This budget includes the Board of County Commissioners funding for a Clerk's employee to attend Commission meeting. A comparison of the funding sources for FY 08 and FY 09 is as follows:

Source	FY 08	FY 09
General Fund Transfer	\$60,000	\$60,000

Current FY 08/09 - There is \$60,000 in funding from a General Fund transfer to provide for the cost of a clerk employee to attend County Commission meetings. This individual is funded to address financial issues prior to final policy decisions by the Board of County Commissioners.

**Collier County Government
Fiscal Year 2009 Adopted Budget**

**Elected Officials-Constitutional Officer
Clerk Of Courts
Clerk To The Circuit Court (011)**

Mission Statement

To perform the constitutional and statutory duties of the Clerk of the Circuit Court in maintaining Court Records and in providing responsible service to the judiciary, the legal community, and the public.

Program Summary	FY 2009 Total FTE	FY 2009 Budget	FY 2009 Revenues	FY 2009 Net Cost
Circuit Civil	-	44,300	44,300	-
Circuit Felony	-	28,300	28,300	-
SAVE	1.00	67,200	67,200	-
Jury	-	12,100	12,100	-
Circuit Probate	-	9,800	9,800	-
Circuit Juvenile	-	11,900	11,900	-
Current Level of Service Budget	<u>1.00</u>	<u>173,600</u>	<u>173,600</u>	<u>-</u>
Total Adopted Budget	<u>1.00</u>	<u>173,600</u>	<u>173,600</u>	<u>-</u>

Program Budgetary Cost Summary	FY 2007 Actual	FY 2008 Adopted	FY 2008 Forecast	FY 2009 Current	FY 2009 Expanded	FY 2009 Adopted	FY 2009 Change
Personal Services	-	66,200	59,200	64,300	-	64,300	(2.9%)
Operating Expense	-	133,350	62,000	109,300	-	109,300	(18.0%)
Capital Outlay	-	27,800	-	-	-	-	(100.0%)
Net Operating Budget	<u>-</u>	<u>227,350</u>	<u>121,200</u>	<u>173,600</u>	<u>-</u>	<u>173,600</u>	<u>(23.6%)</u>
Total Budget	<u>-</u>	<u>227,350</u>	<u>121,200</u>	<u>173,600</u>	<u>-</u>	<u>173,600</u>	<u>(23.6%)</u>
Total FTE	<u>1.00</u>	<u>1.00</u>	<u>1.00</u>	<u>1.00</u>	<u>-</u>	<u>1.00</u>	<u>0 %</u>

Program Funding Sources	FY 2007 Actual	FY 2008 Adopted	FY 2008 Forecast	FY 2009 Current	FY 2009 Expanded	FY 2009 Adopted	FY 2009 Change
Charges For Services	-	6,600	-	-	-	-	(100.0%)
Trans frm Board	-	-	120,800	173,600	-	173,600	na
Total Funding	<u>-</u>	<u>6,600</u>	<u>120,800</u>	<u>173,600</u>	<u>-</u>	<u>173,600</u>	<u>2,530.3%</u>

This budget reflects the Board of County Commissioners statutorily required funding of the Clerk's Circuit Court functions. A comparison of the activity's funding sources for FY 08 and FY 09 are as follows:

Source	FY 08	FY 09
General Fund Transfer	\$120,800	\$173,600
Court IT Transfer	\$36,900	\$0

Current FY 08/09 - The County's Court IT Fund does not have sufficient revenue to fund its share of the required transfer; the General Fund transfer will be increased to fund the difference.

**Collier County Government
Fiscal Year 2009 Adopted Budget**

**Elected Officials-Constitutional Officer
Clerk Of Courts
Clerk Of County Courts (011)**

Mission Statement

To perform the constitutional and statutory duties of the Clerk of the County Court in maintaining Court records and in providing responsible service to the judiciary, the legal community, and the public.

Program Summary	FY 2009 Total FTE	FY 2009 Budget	FY 2009 Revenues	FY 2009 Net Cost
County Satellite Offices	-	34,000	34,000	-
County Misdemeanor	-	35,700	35,700	-
County Civil/Small Claims	-	26,800	26,800	-
County Traffic	-	15,900	15,900	-
Misdemeanor Collections	-	11,600	11,600	-
Current Level of Service Budget	-	124,000	124,000	-
Total Adopted Budget	-	124,000	124,000	-

Program Budgetary Cost Summary	FY 2007 Actual	FY 2008 Adopted	FY 2008 Forecast	FY 2009 Current	FY 2009 Expanded	FY 2009 Adopted	FY 2009 Change
Operating Expense	-	139,300	82,800	124,000	-	124,000	(11.0%)
Capital Outlay	-	7,800	-	-	-	-	(100.0%)
Net Operating Budget	-	147,100	82,800	124,000	-	124,000	(15.7%)
Trans to General Fund	-	-	32,300	-	-	-	na
Total Budget	-	147,100	115,100	124,000	-	124,000	(15.7%)

Program Funding Sources	FY 2007 Actual	FY 2008 Adopted	FY 2008 Forecast	FY 2009 Current	FY 2009 Expanded	FY 2009 Adopted	FY 2009 Change
Trans frm Board	-	-	115,500	124,000	-	124,000	na
Total Funding	-	-	115,500	124,000	-	124,000	na

This budget reflects the Board of County Commissioners statutorily required funding of the Clerk's County Court functions. A comparison of the activity's funding sources for FY 08 and FY 09 is as follows:

Source	FY 08	FY 09
General Fund Transfer	\$115,500	\$124,000
Court IT Transfer	\$31,600	\$0

Current FY 08/09 - The County's Court IT Fund does not have sufficient revenue to fund its share of the required transfer; the General Fund transfer will be increased to fund the difference.

**Collier County Government
Fiscal Year 2009 Adopted Budget**

**Elected Officials-Constitutional Officer
Clerk Of Courts
Recording (011)**

Mission Statement

To provide a systematic approach to controlling all phases of records life, to reduce paperwork proliferation, to provide efficient access to needed information, to dispose of obsolete records, to provide documentation of compliance with laws, ordinances, and other regulations, and to maintain historical records.

Program Summary	FY 2009 Total FTE	FY 2009 Budget	FY 2009 Revenues	FY 2009 Net Cost
N/A	30.19	-	-	-
Current Level of Service Budget	<u>30.19</u>	<u>-</u>	<u>-</u>	<u>-</u>
Total Adopted Budget	<u>30.19</u>	<u>-</u>	<u>-</u>	<u>-</u>

Program Budgetary Cost Summary	FY 2007 Actual	FY 2008 Adopted	FY 2008 Forecast	FY 2009 Current	FY 2009 Expanded	FY 2009 Adopted	FY 2009 Change
Personal Services	-	1,844,900	-	-	-	-	(100.0%)
Operating Expense	-	276,600	-	-	-	-	(100.0%)
Net Operating Budget	<u>-</u>	<u>2,121,500</u>	<u>-</u>	<u>-</u>	<u>-</u>	<u>-</u>	<u>(100.0%)</u>
Total Budget	<u>-</u>	<u>2,121,500</u>	<u>-</u>	<u>-</u>	<u>-</u>	<u>-</u>	<u>(100.0%)</u>
Total FTE	<u>30.19</u>	<u>30.19</u>	<u>30.19</u>	<u>30.19</u>	<u>-</u>	<u>30.19</u>	<u>0 %</u>

Program Funding Sources	FY 2007 Actual	FY 2008 Adopted	FY 2008 Forecast	FY 2009 Current	FY 2009 Expanded	FY 2009 Adopted	FY 2009 Change
Charges For Services	-	5,085,600	-	-	-	-	(100.0%)
Total Funding	<u>-</u>	<u>5,085,600</u>	<u>-</u>	<u>-</u>	<u>-</u>	<u>-</u>	<u>(100.0%)</u>

The Clerk is a Fee Officer. The Board of County Commissioners is not required to provide any funding for this function.

**Collier County Government
Fiscal Year 2009 Adopted Budget**

**Elected Officials-Constitutional Officer
Clerk Of Courts
Administration & Internal Audit (011)**

Mission Statement

To efficiently and effectively manage and direct the performance of the Clerk to the Board and the Clerk to the Courts legal and constitutional duties.

Program Summary	FY 2009 Total FTE	FY 2009 Budget	FY 2009 Revenues	FY 2009 Net Cost
N/A	10.33	-	-	-
Current Level of Service Budget	<u>10.33</u>	-	-	-
Total Adopted Budget	<u>10.33</u>	-	-	-

Program Budgetary Cost Summary	FY 2007 Actual	FY 2008 Adopted	FY 2008 Forecast	FY 2009 Current	FY 2009 Expanded	FY 2009 Adopted	FY 2009 Change
Personal Services	-	527,500	-	-	-	-	(100.0%)
Operating Expense	-	843,600	-	-	-	-	(100.0%)
Capital Outlay	-	3,400	-	-	-	-	(100.0%)
Net Operating Budget	-	1,374,500	-	-	-	-	(100.0%)
Total Budget	-	1,374,500	-	-	-	-	(100.0%)
Total FTE	10.21	10.33	10.33	10.33	-	10.33	0 %

Program Funding Sources	FY 2007 Actual	FY 2008 Adopted	FY 2008 Forecast	FY 2009 Current	FY 2009 Expanded	FY 2009 Adopted	FY 2009 Change
Charges For Services	-	20,500	-	-	-	-	(100.0%)
Interest/Misc	-	532,300	-	-	-	-	(100.0%)
Total Funding	-	552,800	-	-	-	-	(100.0%)

The Clerk is a Fee Officer. The Board of County Commissioners is not required to provide any funds for this function.

**Collier County Government
Fiscal Year 2009 Adopted Budget**

**Elected Officials-Constitutional Officer
Clerk Of Courts
Management Information Systems MIS (011)**

Mission Statement

To provide data processing software, hardware and administrative support to the Board of County Commissioners and its staff, the Clerk of the Circuit Court, the Supervisor of Elections and the Judiciary.

Program Summary	FY 2009 Total FTE	FY 2009 Budget	FY 2009 Revenues	FY 2009 Net Cost
N/A	10.71	-	-	-
Current Level of Service Budget	10.71	-	-	-
Total Adopted Budget	10.71	-	-	-

Program Budgetary Cost Summary	FY 2007 Actual	FY 2008 Adopted	FY 2008 Forecast	FY 2009 Current	FY 2009 Expanded	FY 2009 Adopted	FY 2009 Change
Personal Services	-	598,800	-	-	-	-	(100.0%)
Operating Expense	-	348,450	-	-	-	-	(100.0%)
Capital Outlay	-	257,900	-	-	-	-	(100.0%)
Net Operating Budget	-	1,205,150	-	-	-	-	(100.0%)
Total Budget	-	1,205,150	-	-	-	-	(100.0%)
Total FTE	12.35	10.71	10.71	10.71	-	10.71	0 %

Program Funding Sources	FY 2007 Actual	FY 2008 Adopted	FY 2008 Forecast	FY 2009 Current	FY 2009 Expanded	FY 2009 Adopted	FY 2009 Change
Charges For Services	-	7,400	-	-	-	-	(100.0%)
Total Funding	-	7,400	-	-	-	-	(100.0%)

The Clerk is a Fee Officer. The Board of County Commissioners is not required to provide any funds for this function.

**Collier County Government
Fiscal Year 2009 Adopted Budget**

**Elected Officials-Constitutional Officer
Clerk Of Courts
COC - Expenses Paid By The BCC (001)**

Program Summary	FY 2009 Total FTE	FY 2009 Budget	FY 2009 Revenues	FY 2009 Net Cost
N/A	-	531,100	-	531,100
Current Level of Service Budget	-	531,100	-	531,100
Total Adopted Budget	-	531,100	-	531,100

Program Budgetary Cost Summary	FY 2007 Actual	FY 2008 Adopted	FY 2008 Forecast	FY 2009 Current	FY 2009 Expanded	FY 2009 Adopted	FY 2009 Change
Operating Expense	582,637	656,500	539,300	531,100	-	531,100	(19.1%)
Net Operating Budget	582,637	656,500	539,300	531,100	-	531,100	(19.1%)
Total Budget	582,637	656,500	539,300	531,100	-	531,100	(19.1%)

Program Funding Sources	FY 2007 Actual	FY 2008 Adopted	FY 2008 Forecast	FY 2009 Current	FY 2009 Expanded	FY 2009 Adopted	FY 2009 Change
Net Cost General Fund	582,637	656,500	539,300	531,100	-	531,100	(19.1%)
Total Funding	582,637	656,500	539,300	531,100	-	531,100	(19.1%)

Forecast FY 07/08 - Operating Expenses decreased by \$117,200. The major decreases were \$8,500 for electricity, \$50,400 for water & sewer charges, and \$53,800 for property insurance.

Current FY 08/09 - Operating Expenses decreased by \$125,400. The major decreases were \$192,100 for rent which will now be budgeted in Facilities Management, \$46,900 for water & sewer charges, and \$19,300 for general insurance; while electricity increased by \$31,800 and property insurance increased by \$101,300.

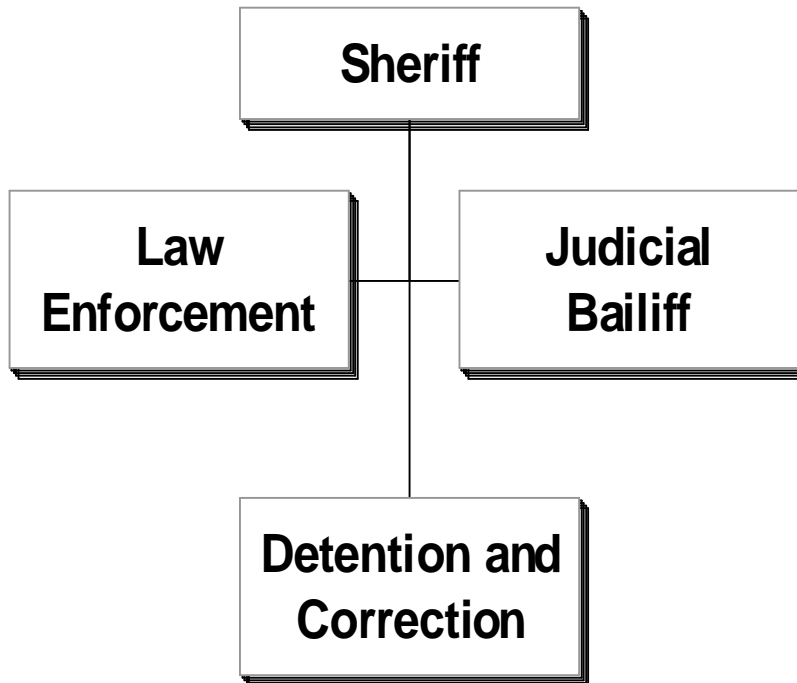
**Collier County Government
Fiscal Year 2009 Adopted Budget**

**Elected Officials-Constitutional Officer
Clerk Of Courts
Clerk Of Courts (011)**

Program Budgetary Cost Summary	FY 2007 Actual	FY 2008 Adopted	FY 2008 Forecast	FY 2009 Current	FY 2009 Expanded	FY 2009 Adopted	FY 2009 Change
Reserves For Contingencies	-	720,000	-	-	-	-	(100.0%)
Total Budget	-	720,000	-	-	-	-	(100.0%)

Program Funding Sources	FY 2007 Actual	FY 2008 Adopted	FY 2008 Forecast	FY 2009 Current	FY 2009 Expanded	FY 2009 Adopted	FY 2009 Change
Negative 5% Revenue Reserve	-	(289,000)	-	-	-	-	(100.0%)
Total Funding	-	(289,000)	-	-	-	-	(100.0%)

SHERIFF'S OFFICE



**Collier County Government
Fiscal Year 2009 Adopted Budget**

**Elected Officials-Constitutional Officer
Sheriff**

Department Budgetary Cost Summar	FY 2007 Actual	FY 2008 Adopted	FY 2008 Forecast	FY 2009 Current	FY 2009 Expanded	FY 2009 Adopted	FY 2009 Change
Personal Services	315,939	130,806,700	123,688,900	129,994,700	980,600	130,975,300	0.1%
Operating Expense	4,814,323	28,487,000	29,757,585	28,566,200	143,200	28,709,400	0.8%
Capital Outlay	207,661	5,446,500	4,475,503	2,137,900	276,200	2,414,100	(55.7%)
Remittances	860,272	220,000	344,800	6,908,500	-	6,908,500	3,040.2%
Net Operating Budget	6,198,196	164,960,200	158,266,788	167,607,300	1,400,000	169,007,300	2.5%
Trans to General Fund	-	-	22,400	-	-	-	na
Trans to 115 Sheriff Grant Fd	-	55,000	8,100	506,800	-	506,800	821.5%
Reserves For Contingencies	-	6,020,400	-	1,317,000	-	1,317,000	(78.1%)
Reserve for Attrition	-	(5,256,500)	-	(4,917,500)	-	(4,917,500)	(6.4%)
Total Budget	6,198,196	165,779,100	158,297,288	164,513,600	1,400,000	165,913,600	0.1%

Appropriations by Program	FY 2007 Actual	FY 2008 Adopted	FY 2008 Forecast	FY 2009 Current	FY 2009 Expanded	FY 2009 Adopted	FY 2009 Change
Bailiffs (040)	-	4,128,300	3,969,900	4,059,500	-	4,059,500	(1.7%)
Confiscated Property Trust Fund (602)	41,345	-	25,000	-	-	-	na
Crime Prevention (603)	-	500,000	-	50,000	-	50,000	(90.0%)
Detention & Correction (040)	-	40,404,300	38,745,500	40,865,000	510,700	41,375,700	2.4%
E-911 Emergency Phone System (199)	1,275,015	-	-	2,842,600	-	2,842,600	na
E-911 Wireless Emergency Phone Sys (189)	710,411	-	-	2,225,400	-	2,225,400	na
Emergency 911 Phone System (611)	-	2,095,100	1,581,937	1,946,900	-	1,946,900	(7.1%)
Law Enforcement (040)	-	113,395,900	109,934,200	109,611,500	889,300	110,500,800	(2.6%)
Law Enforcement-Expenses Pd By BCC (001)	4,062,909	4,166,600	3,639,600	3,865,900	-	3,865,900	(7.2%)
Second Dollar Training (608)	-	50,000	25,851	300,000	-	300,000	500.0%
Sheriff's Grants Fund (115)	108,516	220,000	344,800	1,840,500	-	1,840,500	736.6%
Total Net Budget	6,198,196	164,960,200	158,266,788	167,607,300	1,400,000	169,007,300	2.5%
Total Transfers and Reserves	-	818,900	30,500	(3,093,700)	-	(3,093,700)	(477.8%)
Total Budget	6,198,196	165,779,100	158,297,288	164,513,600	1,400,000	165,913,600	0.1%

Department Funding Sources	FY 2007 Actual	FY 2008 Adopted	FY 2008 Forecast	FY 2009 Current	FY 2009 Expanded	FY 2009 Adopted	FY 2009 Change
Franchise Fees	2,149,750	2,000,500	1,075,562	2,489,400	-	2,489,400	24.4%
Intergovernmental Revenues	114,456	171,000	344,700	1,033,500	-	1,033,500	504.4%
Charges For Services	961,710	753,000	656,200	529,000	-	529,000	(29.7%)
Fines & Forfeitures	513,090	454,000	212,300	290,000	-	290,000	(36.1%)
Miscellaneous Revenues	-	-	307,200	-	-	-	na
Interest/Misc	1,858,283	1,002,500	1,272,500	1,124,100	-	1,124,100	12.1%
Reimb From Other Depts	4,704	4,000	4,000	4,000	-	4,000	0 %
Trans frm Board	-	152,672,000	152,672,000	149,618,500	1,400,000	151,018,500	(1.1%)
Net Cost General Fund	1,559,732	2,623,600	1,968,600	2,125,900	-	2,125,900	(19.0%)
Trans fm Trust & Agcy Fds	-	-	-	194,100	-	194,100	na
Trans fm 602 Confiscatd Prop	-	55,000	8,100	312,700	-	312,700	468.5%
Carry Forward	5,635,196	6,177,400	6,701,620	6,925,500	-	6,925,500	12.1%
Negative 5% Revenue Reserve	-	(133,900)	-	(133,100)	-	(133,100)	(0.6%)
Total Funding	12,796,922	165,779,100	165,222,782	164,513,600	1,400,000	165,913,600	0.1%

**Collier County Government
Fiscal Year 2009 Adopted Budget**

**Elected Officials-Constitutional Officer
Sheriff**

Department Position Summary	FY 2007 Actual	FY 2008 Adopted	FY 2008 Forecast	FY 2009 Current	FY 2009 Expanded	FY 2009 Adopted	FY 2009 Change
Law Enforcement (040)	971.00	971.00	971.00	970.00	6.00	976.00	0.5%
Detention & Correction (040)	341.25	341.25	341.25	341.25	5.00	346.25	1.5%
Bailiffs (040)	42.00	42.00	42.00	42.00	-	42.00	0 %
Sheriff's Grants Fund (115)	2.00	2.00	2.00	10.00	-	10.00	400.0%
E-911 Wireless Emergency Phone Sys (189)	2.00	-	-	-	-	-	na
E-911 Emergency Phone System (199)	3.00	-	-	-	-	-	na
Emergency 911 Phone System (611)	-	5.00	5.00	5.00	-	5.00	0 %
Total FTE	1,361.25	1,361.25	1,361.25	1,368.25	11.00	1,379.25	1.3%

**Collier County Government
Fiscal Year 2009 Adopted Budget**

**Elected Officials-Constitutional Officer
Sheriff
Law Enforcement (040)**

Mission Statement

To provide efficient and effective law enforcement services to all of Collier County. To keep the crime rate low, preserving the quality of life we currently enjoy. To continue innovative management methods, including flexible staffing and focused tactics through intelligence gathering and analysis. To provide professional law enforcement services while keeping costs low. Provide ethical, professional and proactive services to Collier County in an effective and efficient manner. Promote the efficient acquisition and application of appropriate financial and human resources. Utilize technology to its fullest advantage to insure the CCSO is an intelligent, rapid, proactive and results oriented agency.

Program Summary	FY 2009 Total FTE	FY 2009 Budget	FY 2009 Revenues	FY 2009 Net Cost
Law Enforcement	970.00	106,009,900	1,536,000	104,473,900
Maintain Collier County's status as one of the safest counties in the state utilizing Neighborhood Watch Community Policing and other crime prevention programs. Continue innovative management methods including flexible staffing, volunteer and dual certification to provide additional manpower during peak times.				
Current Level of Service Budget	<u>970.00</u>	<u>106,009,900</u>	<u>1,536,000</u>	<u>104,473,900</u>
Program Enhancements	FY 2009 Total FTE	FY 2009 Budget	FY 2009 Revenues	FY 2009 Net Cost
Sheriff's Office - Law Enforcement Youth & Estates Deputies	6.00	889,300	-	889,300
Addition of one (1) Youth Relations Deputy and five (5) Estates Area Substation Deputies per direction of Board of County Commissioners at budget workshops.				
Expanded Services Budget	<u>6.00</u>	<u>889,300</u>	<u>-</u>	<u>889,300</u>
Total Adopted Budget	<u>976.00</u>	<u>106,899,200</u>	<u>1,536,000</u>	<u>105,363,200</u>

Program Budgetary Cost Summary	FY 2007 Actual	FY 2008 Adopted	FY 2008 Forecast	FY 2009 Current	FY 2009 Expanded	FY 2009 Adopted	FY 2009 Change
Personal Services	-	93,083,000	88,639,100	93,084,600	530,400	93,615,000	0.6%
Operating Expense	-	15,825,300	16,940,300	14,673,100	102,700	14,775,800	(6.6%)
Capital Outlay	-	4,487,600	4,354,800	1,853,800	256,200	2,110,000	(53.0%)
Net Operating Budget	-	113,395,900	109,934,200	109,611,500	889,300	110,500,800	(2.6%)
Reserve for Attrition	-	(3,767,300)	-	(3,601,600)	-	(3,601,600)	(4.4%)
Total Budget	-	109,628,600	109,934,200	106,009,900	889,300	106,899,200	(2.5%)
Total FTE	971.00	971.00	971.00	970.00	6.00	976.00	0.5%

Program Funding Sources	FY 2007 Actual	FY 2008 Adopted	FY 2008 Forecast	FY 2009 Current	FY 2009 Expanded	FY 2009 Adopted	FY 2009 Change
Intergovernmental Revenues	5,940	6,000	8,000	7,000	-	7,000	16.7%
Charges For Services	372,823	248,000	379,000	329,000	-	329,000	32.7%
Fines & Forfeitures	306,471	310,000	110,000	200,000	-	200,000	(35.5%)
Interest/Misc	1,485,384	750,000	1,000,000	1,000,000	-	1,000,000	33.3%
Net Cost General Fund	(2,170,617)	(1,314,000)	(1,497,000)	(1,536,000)	-	(1,536,000)	16.9%
Total Funding	-	-	-	-	-	-	na

**Elected Officials-Constitutional Officer
Sheriff**

Forecast FY 07/08 – Forecast Personal Services is \$4,443,900 below the adopted budget which is offset by an increase in forecast operating expenses for fuel - \$978,300.

Current FY 08/09 - The Law Enforcement budget for FY 08/09 is \$3,618,700 below the FY 07/08 budget. One FTE (civilian position) was moved to the Grant Fund (115). The operating budget is down \$1,152,200 and the capital budget is down \$2,633,800.

Revenue FY 08/09 - Budgeted revenue includes interest - \$1,000,000, investigation cost reimbursement - \$200,000; civil filing fees - \$250,000, witness fees - \$14,000; child support enforcement grant - \$7,000 and miscellaneous revenue of \$65,000.

Expanded FY 08/09 - During the budget workshops, the Board of County Commissioners approved funding for half of the Unfunded Request, which consisted of the addition of one (1) Youth Relations Deputy and five (5) Estates Area Substation Deputies for a cost of \$459,000 in personal services, \$110,400 in operating costs and \$248,300 in capital equipment.

UFR

There is \$833,480 remaining from the original unfunded request for two (2) Youth Relations Deputies and ten (10) Estates Area Substation Deputies. The remaining costs include \$458,980 in Personal Services for six (6) deputies, \$110,400 in operating expenses and \$264,100 in capital outlay.

There are unfunded requests for vehicle replacements - \$1,500,000; vehicle equipment replacement - \$200,000; Radar replacement - \$150,000; radio replacement - \$400,000; radio repair - \$80,000; PC replacement - \$317,000; mobile data replacement - \$412,500; and, special operations debt payment - \$1,700,000.

**Collier County Government
Fiscal Year 2009 Adopted Budget**

**Elected Officials-Constitutional Officer
Sheriff**

Law Enforcement-Expenses Pd By BCC (001)

Program Summary	FY 2009 Total FTE	FY 2009 Budget	FY 2009 Revenues	FY 2009 Net Cost
N/A	-	3,865,900	-	3,865,900
Current Level of Service Budget	-	3,865,900	-	3,865,900
Total Adopted Budget	-	3,865,900	-	3,865,900

Program Budgetary Cost Summary	FY 2007 Actual	FY 2008 Adopted	FY 2008 Forecast	FY 2009 Current	FY 2009 Expanded	FY 2009 Adopted	FY 2009 Change
Operating Expense	4,062,909	4,166,600	3,639,600	3,865,900	-	3,865,900	(7.2%)
Net Operating Budget	4,062,909	4,166,600	3,639,600	3,865,900	-	3,865,900	(7.2%)
Total Budget	4,062,909	4,166,600	3,639,600	3,865,900	-	3,865,900	(7.2%)

Program Funding Sources	FY 2007 Actual	FY 2008 Adopted	FY 2008 Forecast	FY 2009 Current	FY 2009 Expanded	FY 2009 Adopted	FY 2009 Change
Net Cost General Fund	4,062,909	4,166,600	3,639,600	3,865,900	-	3,865,900	(7.2%)
Total Funding	4,062,909	4,166,600	3,639,600	3,865,900	-	3,865,900	(7.2%)

Forecast FY 07/08 - Operating Expenses decreased by \$527,000. The key decreases were \$171,800 for electricity, \$141,500 for water & sewer, \$100,100 for rent, and \$157,900 for property insurance. They were offset by increases of \$38,100 for gas and \$5,700 for trash services.

Current FY 08/09 - Operating Expenses decreased by \$300,700. The main decreases were \$104,600 for water & sewer, and \$475,000 for rent which will now be budgeted in Facilities Maintenance. Offsetting these were increases of \$193,900 for electricity, \$48,500 for gas, \$5,700 for trash services, \$11,600 for general insurance, and \$18,700 for property insurance..

**Collier County Government
Fiscal Year 2009 Adopted Budget**

**Elected Officials-Constitutional Officer
Sheriff
Detention & Correction (040)**

Mission Statement

Provide detention and corrections facility for the incarceration of inmates. Provide and maintain security for sentenced and non-sentenced county, state, and federal inmates. Maintain a staffing level to monitor, classify, and provide mandated care to inmates. Transport inmates to and from state and federal institutions as required.

Program Summary	FY 2009 Total FTE	FY 2009 Budget	FY 2009 Revenues	FY 2009 Net Cost
Detention & Corrections	341.25	39,703,200	204,000	39,499,200
Expand the jail facilities to meet the ever-increasing demand for space with minimum manpower requirements. Continue to increase the use of non-certified, clerical positions when possible; use flexible manpower through dual certification where available. Reduce population of nonviolent misdemeanants through the pretrial release and weekend work programs				
Current Level of Service Budget	<u>341.25</u>	<u>39,703,200</u>	<u>204,000</u>	<u>39,499,200</u>
Program Enhancements	FY 2009 Total FTE	FY 2009 Budget	FY 2009 Revenues	FY 2009 Net Cost
Sheriff's Office - ICE Deputies	5.00	510,700	-	510,700
Addition of five (5) Immigration Customs Enforcement (ICE) Deputies per direction of Board of County Commissioners at budget workshops.				
Expanded Services Budget	<u>5.00</u>	<u>510,700</u>	<u>-</u>	<u>510,700</u>
Total Adopted Budget	<u>346.25</u>	<u>40,213,900</u>	<u>204,000</u>	<u>40,009,900</u>

Program Budgetary Cost Summary	FY 2007 Actual	FY 2008 Adopted	FY 2008 Forecast	FY 2009 Current	FY 2009 Expanded	FY 2009 Adopted	FY 2009 Change
Personal Services	-	32,907,500	30,402,400	32,087,400	450,200	32,537,600	(1.1%)
Operating Expense	-	7,496,800	8,312,900	8,777,600	40,500	8,818,100	17.6%
Capital Outlay	-	-	30,200	-	20,000	20,000	na
Net Operating Budget	-	40,404,300	38,745,500	40,865,000	510,700	41,375,700	2.4%
Reserve for Attrition	-	(1,330,300)	-	(1,161,800)	-	(1,161,800)	(12.7%)
Total Budget	-	39,074,000	38,745,500	39,703,200	510,700	40,213,900	2.9%
Total FTE	341.25	341.25	341.25	341.25	5.00	346.25	1.5%

Program Funding Sources	FY 2007 Actual	FY 2008 Adopted	FY 2008 Forecast	FY 2009 Current	FY 2009 Expanded	FY 2009 Adopted	FY 2009 Change
Charges For Services	327,855	225,000	170,000	200,000	-	200,000	(11.1%)
Reimb From Other Depts	4,704	4,000	4,000	4,000	-	4,000	0 %
Net Cost General Fund	(332,559)	(229,000)	(174,000)	(204,000)	-	(204,000)	(10.9%)
Total Funding	-	-	-	-	-	-	na

Forecast FY 07/08 - Forecast personal services in below budget by \$1,472,200. The principal increases in forecast operating expenses (above the FY 08 adopted budget) are for the contracted medical services for inmates - up \$561,500, and for prison food - up \$383,200.

Current FY 08/09 – The budget for FY 08/09 is up \$994,300 for contracted medical services for inmates and \$500,000 for prison food. The increase is partially offset by a decrease in current personal services totaling \$820,100.

Revenue FY 08/09 - Budgeted revenues are from jail related fees - \$204,000.

Expanded Service FY 08/09 - During the budget workshops, the Board of County Commissioners approved funding for one-half of the original Unfunded Request for ten (10) Immigration Customs Enforcement (ICE) Deputies, for a cost of \$450,200 in personal services, \$40,500 in operating costs and \$20,000 in capital outlay for a total of \$510,700.

**Collier County Government
Fiscal Year 2009 Adopted Budget**

**Elected Officials-Constitutional Officer
Sheriff
Bailiffs (040)**

Mission Statement

To maintain courtroom decorum and security. To make arrests for ordinance or statute violations. To monitor prisoner courtroom appearances. To provide support to Road Patrol, Fugitive Warrants, Civil Process and other agency units during non-court hours, i.e., weekends and holidays.

Program Summary	FY 2009 Total FTE	FY 2009 Budget	FY 2009 Revenues	FY 2009 Net Cost
Bailiffs	42.00	3,905,400	-	3,905,400
To provide bailiff services to each courtroom and Teen Court. To provide support to road patrol, fugitive warrants, civil process and other agency units during non-court hours. i.e. holidays and weekends.				
Current Level of Service Budget	42.00	3,905,400	-	3,905,400
Total Adopted Budget	42.00	3,905,400	-	3,905,400

Program Budgetary Cost Summary	FY 2007 Actual	FY 2008 Adopted	FY 2008 Forecast	FY 2009 Current	FY 2009 Expanded	FY 2009 Adopted	FY 2009 Change
Personal Services	-	3,971,800	3,828,900	3,914,900	-	3,914,900	(1.4%)
Operating Expense	-	156,500	141,000	144,600	-	144,600	(7.6%)
Net Operating Budget	-	4,128,300	3,969,900	4,059,500	-	4,059,500	(1.7%)
Reserve for Attrition	-	(158,900)	-	(154,100)	-	(154,100)	(3.0%)
Total Budget	-	3,969,400	3,969,900	3,905,400	-	3,905,400	(1.6%)
Total FTE	42.00	42.00	42.00	42.00	-	42.00	0 %

Program Funding Sources	FY 2007 Actual	FY 2008 Adopted	FY 2008 Forecast	FY 2009 Current	FY 2009 Expanded	FY 2009 Adopted	FY 2009 Change
Total Funding							na %
							na %

Forecast FY 07/08 - The budget forecast approximates adopted budget. Personal services are slightly over budget and operating expenses are slightly under budget.

Current FY 08/09 – Budgeted Personal Services expenses decreased 1.4%. Overtime is budgeted at \$46,500. The 4% attrition amount is \$154,100.

UFR

There is an unfunded request in the amount of \$146,790 for one (1) Bailiff Deputy position. Costs include \$85,690 in Personal Services, \$18,400 in operating expenses and \$42,700 in capital outlay. Capital outlay includes the cost of a vehicle, radio, computer, car video and radar.

**Collier County Government
Fiscal Year 2009 Adopted Budget**

**Elected Officials-Constitutional Officer
Sheriff
Sheriff's Grants Fund (115)**

Mission Statement

To seek grant funds for Collier County Sheriff's Office operations and special programs.

Program Summary	FY 2009 Total FTE	FY 2009 Budget	FY 2009 Revenues	FY 2009 Net Cost
Grants	10.00	1,840,500	1,840,500	-
Funding for various grant programs administered by the Sheriff's Office.				
Current Level of Service Budget	10.00	1,840,500	1,840,500	-
Total Adopted Budget	10.00	1,840,500	1,840,500	-

Program Budgetary Cost Summary	FY 2007 Actual	FY 2008 Adopted	FY 2008 Forecast	FY 2009 Current	FY 2009 Expanded	FY 2009 Adopted	FY 2009 Change
Remittances	108,516	220,000	344,800	1,840,500	-	1,840,500	736.6%
Net Operating Budget	108,516	220,000	344,800	1,840,500	-	1,840,500	736.6%
Total Budget	108,516	220,000	344,800	1,840,500	-	1,840,500	736.6%
Total FTE	2.00	2.00	2.00	10.00	-	10.00	400.0%

Program Funding Sources	FY 2007 Actual	FY 2008 Adopted	FY 2008 Forecast	FY 2009 Current	FY 2009 Expanded	FY 2009 Adopted	FY 2009 Change
Intergovernmental Revenues	108,516	165,000	336,700	1,026,500	-	1,026,500	522.1%
Miscellaneous Revenues	-	-	307,200	-	-	-	na
Trans fm Trust & Agcy Fds	-	-	-	194,100	-	194,100	na
Trans fm 602 Confiscatd Prop	-	55,000	8,100	312,700	-	312,700	468.5%
Carry Forward	(2)	-	-	307,200	-	307,200	na
Total Funding	108,514	220,000	652,000	1,840,500	-	1,840,500	736.6%

Current FY 08/09 - Budgeted funds are for the following Grants:

Grant Funding	Match (Fd 603)	Total	
\$350,000	\$150,000	\$500,000	911 Grant
\$ 40,200	\$ 29,800	\$ 70,000	Female Truancy Reduction & Compliance Grant
\$ 57,100	\$ 14,300	\$ 71,400	Truancy Reduction & Compliance Grant

Grant Funding	Match (Fd 602)	Total	
\$ 56,700	\$115,000	\$171,700	Child Abuse / Sexual Predator Grant
\$ 52,100	\$ 52,100	\$104,200	COPS (Community Oriented Policy) Secure Our Schools Grant
\$ 35,200	\$ 15,100	\$ 50,300	PMP (Peer Mediation Program) Grant
\$120,500	\$ 40,200	\$160,700	Human Trafficking Grant
\$ 12,700	\$ 3,200	\$ 15,900	Justice & Mental Health Grant
\$139,400	\$ 46,500	\$185,900	STOP Violence Against Women Grant
\$162,600	\$ 40,600	\$203,200	VOCA (Victim of Crime Act) Grant

In FY 2009, there will be 10 grant funded positions.

**Collier County Government
Fiscal Year 2009 Adopted Budget**

**Elected Officials-Constitutional Officer
Sheriff**

E-911 Wireless Emergency Phone Sys (189)

Mission Statement

Continued participation in a cohesive statewide emergency telephone "911" plan providing citizens with direct access to public safety agencies by dialing "911" from wireless phones. To increase the number of emergency calls received versus non-emergency calls received on "911" lines.

Program Summary	FY 2009 Total FTE	FY 2009 Budget	FY 2009 Revenues	FY 2009 Net Cost
Wireless E-911	-	2,225,400	50,000	2,175,400
Facilitate the ease by which the public can access all emergency agencies (Emergency Medical Service, Fire Department and Sheriff's Office/Police Department). Through public education, increase the use of "911" for actual emergencies and decrease the number of non-emergency requests made on "911" lines. To maintain and continually update this fee-supported database				
Reserves	-	-	2,175,400	-2,175,400
Current Level of Service Budget	-	2,225,400	2,225,400	-
Total Adopted Budget	-	2,225,400	2,225,400	-

Program Budgetary Cost Summary	FY 2007 Actual	FY 2008 Adopted	FY 2008 Forecast	FY 2009 Current	FY 2009 Expanded	FY 2009 Adopted	FY 2009 Change
Remittances	710,411	-	-	2,225,400	-	2,225,400	na
Net Operating Budget	710,411	-	-	2,225,400	-	2,225,400	na
Reserves For Contingencies	-	1,747,300	-	-	-	-	(100.0%)
Total Budget	710,411	1,747,300	-	2,225,400	-	2,225,400	27.4%
Total FTE	2.00	-	-	-	-	-	na

Program Funding Sources	FY 2007 Actual	FY 2008 Adopted	FY 2008 Forecast	FY 2009 Current	FY 2009 Expanded	FY 2009 Adopted	FY 2009 Change
Franchise Fees	702,916	-	184,000	-	-	-	na
Interest/Misc	118,353	-	100,000	50,000	-	50,000	na
Carry Forward	1,643,382	1,747,300	1,891,400	2,175,400	-	2,175,400	24.5%
Total Funding	2,464,651	1,747,300	2,175,400	2,225,400	-	2,225,400	27.4%

The law for 911 changed for wireless and land lines. Both revenue streams are no longer required to be deposited into separate funds. Fund 611 was created in FY 2008 and the personal services and operating costs are being paid out of fund 611 starting in FY 2008.

Current FY 08/09 - The budget is for furniture and a logging recorder for the new Communications Center in the Emergency Service Complex.

**Collier County Government
Fiscal Year 2009 Adopted Budget**

**Elected Officials-Constitutional Officer
Sheriff**

E-911 Emergency Phone System (199)

Mission Statement

Continued participation in a cohesive statewide emergency telephone "911" plan providing citizens with direct access to public safety agencies by dialing "911". To increase the number of emergency calls received versus non-emergency calls received on "911" lines.

Program Summary	FY 2009 Total FTE	FY 2009 Budget	FY 2009 Revenues	FY 2009 Net Cost
E-911	-	2,842,600	70,000	2,772,600
Facilitate the ease by which the public can access all emergency agencies (Emergency Medical Service, Fire Department and Sheriff's Office/Police Department). Through public education, increase the use of "911" for actual emergencies and decrease the number of non-emergency requests made on "911" lines. To maintain and continually update this fee-supported database				
Reserves	-	-	2,772,600	-2,772,600
Current Level of Service Budget	-	2,842,600	2,842,600	-
Total Adopted Budget	-	2,842,600	2,842,600	-

Program Budgetary Cost Summary	FY 2007 Actual	FY 2008 Adopted	FY 2008 Forecast	FY 2009 Current	FY 2009 Expanded	FY 2009 Adopted	FY 2009 Change
Personal Services	315,939	-	-	-	-	-	na
Operating Expense	751,414	-	-	-	-	-	na
Capital Outlay	207,661	-	-	-	-	-	na
Remittances	-	-	-	2,842,600	-	2,842,600	na
Net Operating Budget	1,275,015	-	-	2,842,600	-	2,842,600	na
Reserves For Contingencies	-	2,694,200	-	-	-	-	(100.0%)
Total Budget	1,275,015	2,694,200	-	2,842,600	-	2,842,600	5.5%
Total FTE	3.00	-	-	-	-	-	na

Program Funding Sources	FY 2007 Actual	FY 2008 Adopted	FY 2008 Forecast	FY 2009 Current	FY 2009 Expanded	FY 2009 Adopted	FY 2009 Change
Franchise Fees	1,167,189	-	200	-	-	-	na
Interest/Misc	179,701	-	140,000	70,000	-	70,000	na
Carry Forward	2,580,069	2,694,200	2,632,400	2,772,600	-	2,772,600	2.9%
Total Funding	3,926,959	2,694,200	2,772,600	2,842,600	-	2,842,600	5.5%

The law for 911 changed for wireless and land lines. Both revenue streams are no longer required to be deposited into separate funds. Fund 611 was created in FY 2008 and the operating costs and employees are being paid out of fund 611 starting in FY 2008.

Current FY 08/09 - The budgeted is for the new Communications Center phone system in the Emergency Service Complex.

**Collier County Government
Fiscal Year 2009 Adopted Budget**

**Elected Officials-Constitutional Officer
Sheriff
Confiscated Property Trust Fund (602)**

Mission Statement

To defray the costs of school resource officers, crime prevention, safe neighborhood, drug abuse education and prevention programs, or for other law enforcement purposes, which include defraying the cost of complex investigations, providing additional equipment or expertise and providing matching funds to obtain federal funds.

Program Summary	FY 2009 Total FTE	FY 2009 Budget	FY 2009 Revenues	FY 2009 Net Cost
Reserves / Transfers	-	684,100	684,100	-
Current Level of Service Budget	-	684,100	684,100	-
Total Adopted Budget	-	684,100	684,100	-

Program Budgetary Cost Summary	FY 2007 Actual	FY 2008 Adopted	FY 2008 Forecast	FY 2009 Current	FY 2009 Expanded	FY 2009 Adopted	FY 2009 Change
Operating Expense	-	-	25,000	-	-	-	na
Remittances	41,345	-	-	-	-	-	na
Net Operating Budget	41,345	-	25,000	-	-	-	na
Trans to 115 Sheriff Grant Fd	-	55,000	8,100	312,700	-	312,700	468.5%
Reserves For Contingencies	-	505,100	-	371,400	-	371,400	(26.5%)
Total Budget	41,345	560,100	33,100	684,100	-	684,100	22.1%

Program Funding Sources	FY 2007 Actual	FY 2008 Adopted	FY 2008 Forecast	FY 2009 Current	FY 2009 Expanded	FY 2009 Adopted	FY 2009 Change
Fines & Forfeitures	57,105	-	32,100	-	-	-	na
Interest/Misc	38,738	-	17,600	-	-	-	na
Carry Forward	617,961	560,100	667,500	684,100	-	684,100	22.1%
Total Funding	713,804	560,100	717,200	684,100	-	684,100	22.1%

Forecast FY 07/08 - The budgeted transfer to the Sheriff's Grant Fund (115) is to provide matching funds to a Human Trafficking grant.

Current FY 08/09 - The budgeted transfer to Sheriff's Grant Fund (115) is to provide matching funds to the following grants:

Grant Funding	Match (Fd 602)	Total	
\$ 56,700	\$115,000	\$171,700	Child Abuse / Sexual Predator Grant
\$ 52,100	\$ 52,100	\$104,200	COPS (Community Oriented Policy) Secure Our Schools Grant
\$ 35,200	\$ 15,100	\$ 50,300	PMP (Peer Mediation Program) Grant
\$120,500	\$ 40,200	\$160,700	Human Trafficking Grant
\$ 12,700	\$ 3,200	\$ 15,900	Justice & Mental Health Grant
\$139,400	\$ 46,500	\$185,900	STOP Violence Against Women Grant
\$162,600	\$ 40,600	\$203,200	VOCA (Victim of Crime Act) Grant

**Collier County Government
Fiscal Year 2009 Adopted Budget**

**Elected Officials-Constitutional Officer
Sheriff
Second Dollar Training (608)**

Mission Statement

To provide maximum training to all members of the Collier County Sheriff's Office.

Program Summary	FY 2009 Total FTE	FY 2009 Budget	FY 2009 Revenues	FY 2009 Net Cost
Second Dollar Training	-	300,000	90,000	210,000
Pursuant to Florida Statute 943-25, Criminal Justice Trust Funds, funds are set aside for the purpose of providing criminal justice advanced and specialized training and criminal justice training school enhancements. To maintain high professional standards. To provide the best, cost effective level of training possible.				
Reserves	-	332,100	542,100	-210,000
Current Level of Service Budget	-	632,100	632,100	-
Total Adopted Budget	-	632,100	632,100	-

Program Budgetary Cost Summary	FY 2007 Actual	FY 2008 Adopted	FY 2008 Forecast	FY 2009 Current	FY 2009 Expanded	FY 2009 Adopted	FY 2009 Change
Operating Expense	-	50,000	25,851	300,000	-	300,000	500.0%
Net Operating Budget	-	50,000	25,851	300,000	-	300,000	500.0%
Reserves For Contingencies	-	508,100	-	332,100	-	332,100	(34.6%)
Total Budget	-	558,100	25,851	632,100	-	632,100	13.3%

Program Funding Sources	FY 2007 Actual	FY 2008 Adopted	FY 2008 Forecast	FY 2009 Current	FY 2009 Expanded	FY 2009 Adopted	FY 2009 Change
Fines & Forfeitures	149,514	144,000	70,200	90,000	-	90,000	(37.5%)
Interest/Misc	29,509	15,000	12,900	-	-	-	(100.0%)
Carry Forward	305,063	407,100	480,320	537,600	-	537,600	32.1%
Negative 5% Revenue Reserve	-	(8,000)	-	4,500	-	4,500	(156.3%)
Total Funding	484,085	558,100	563,420	632,100	-	632,100	13.3%

Current FY 08/09 - Budgeted operating expenses are for specialized training programs. Budgeted revenue assume \$7,500 in monthly collections.

**Collier County Government
Fiscal Year 2009 Adopted Budget**

**Elected Officials-Constitutional Officer
Sheriff
Crime Prevention (603)**

Mission Statement

To defray the costs for crime prevention programs in the county, including safe neighborhood programs.

Program Summary	FY 2009 Total FTE	FY 2009 Budget	FY 2009 Revenues	FY 2009 Net Cost
N/A	-	857,600	857,600	-
Current Level of Service Budget	-	857,600	857,600	-
Total Adopted Budget	-	857,600	857,600	-

Program Budgetary Cost Summary	FY 2007 Actual	FY 2008 Adopted	FY 2008 Forecast	FY 2009 Current	FY 2009 Expanded	FY 2009 Adopted	FY 2009 Change
Personal Services	-	-	-	50,000	-	50,000	na
Capital Outlay	-	500,000	-	-	-	-	(100.0%)
Net Operating Budget	-	500,000	-	50,000	-	50,000	(90.0%)
Trans to 115 Sheriff Grant Fd	-	-	-	194,100	-	194,100	na
Reserves For Contingencies	-	534,700	-	613,500	-	613,500	14.7%
Total Budget	-	1,034,700	-	857,600	-	857,600	(17.1%)

Program Funding Sources	FY 2007 Actual	FY 2008 Adopted	FY 2008 Forecast	FY 2009 Current	FY 2009 Expanded	FY 2009 Adopted	FY 2009 Change
Charges For Services	261,032	280,000	107,200	-	-	-	(100.0%)
Interest/Misc	6,599	-	-	-	-	-	na
Carry Forward	488,724	768,700	750,400	857,600	-	857,600	11.6%
Negative 5% Revenue Reserve	-	(14,000)	-	-	-	-	(100.0%)
Total Funding	756,355	1,034,700	857,600	857,600	-	857,600	(17.1%)

Revenue FY 08/09 - Pursuant to Florida Statute 775.083, a fine can be imposed by the courts to defray the costs of crime prevention programs.

Current FY 08/09 - Overtime for Officers has been budgeted in Personal Services. The transfer to Sheriff's Grant fund 115 is to provide match money to the following grants:

Grant Funding	Match (Fd 603)	Total	
\$350,000	\$150,000	\$500,000	911 Grant
\$ 40,200	\$ 29,800	\$ 70,000	Female Truancy Reduction & Compliance Grant
\$ 57,100	\$ 14,300	\$ 71,400	Truancy Reduction & Compliance Grant

**Collier County Government
Fiscal Year 2009 Adopted Budget**

**Elected Officials-Constitutional Officer
Sheriff
Emergency 911 Phone System (611)**

Program Summary	FY 2009 Total FTE	FY 2009 Budget	FY 2009 Revenues	FY 2009 Net Cost
E-911 Phone System	5.00	1,946,900	2,493,500	-546,600
Facilitate the ease by which the public can access all emergency agencies (Emergency Medical Service, Fire Department and Sheriff's Office/Police Department). Through public education, increase the use of "911" for actual emergencies and decrease the number of non-emergency requests made on "911" lines. To maintain and continually update this fee-supported database.				
Reserves	-	-	-546,600	546,600
Current Level of Service Budget	5.00	1,946,900	1,946,900	-
Total Adopted Budget	5.00	1,946,900	1,946,900	-

Program Budgetary Cost Summary	FY 2007 Actual	FY 2008 Adopted	FY 2008 Forecast	FY 2009 Current	FY 2009 Expanded	FY 2009 Adopted	FY 2009 Change
Personal Services	-	844,400	818,500	857,800	-	857,800	1.6%
Operating Expense	-	791,800	672,934	805,000	-	805,000	1.7%
Capital Outlay	-	458,900	90,503	284,100	-	284,100	(38.1%)
Net Operating Budget	-	2,095,100	1,581,937	1,946,900	-	1,946,900	(7.1%)
Reserves For Contingencies	-	31,000	-	-	-	-	(100.0%)
Total Budget	-	2,126,100	1,581,937	1,946,900	-	1,946,900	(8.4%)
Total FTE	-	5.00	5.00	5.00	-	5.00	0 %

Program Funding Sources	FY 2007 Actual	FY 2008 Adopted	FY 2008 Forecast	FY 2009 Current	FY 2009 Expanded	FY 2009 Adopted	FY 2009 Change
Franchise Fees	279,645	2,000,500	891,362	2,489,400	-	2,489,400	24.4%
Interest/Misc	-	237,500	2,000	4,100	-	4,100	(98.3%)
Carry Forward	-	-	279,600	(409,000)	-	(409,000)	na
Negative 5% Revenue Reserve	-	(111,900)	-	(137,600)	-	(137,600)	23.0%
Total Funding	279,645	2,126,100	1,172,962	1,946,900	-	1,946,900	(8.4%)

Current FY 08/09 - Due to statutory changes, the funds collected from conventional telephone systems and wireless systems for operation of the Emergency 911 phone system are now in a consolidated fund.

**Collier County Government
Fiscal Year 2009 Adopted Budget**

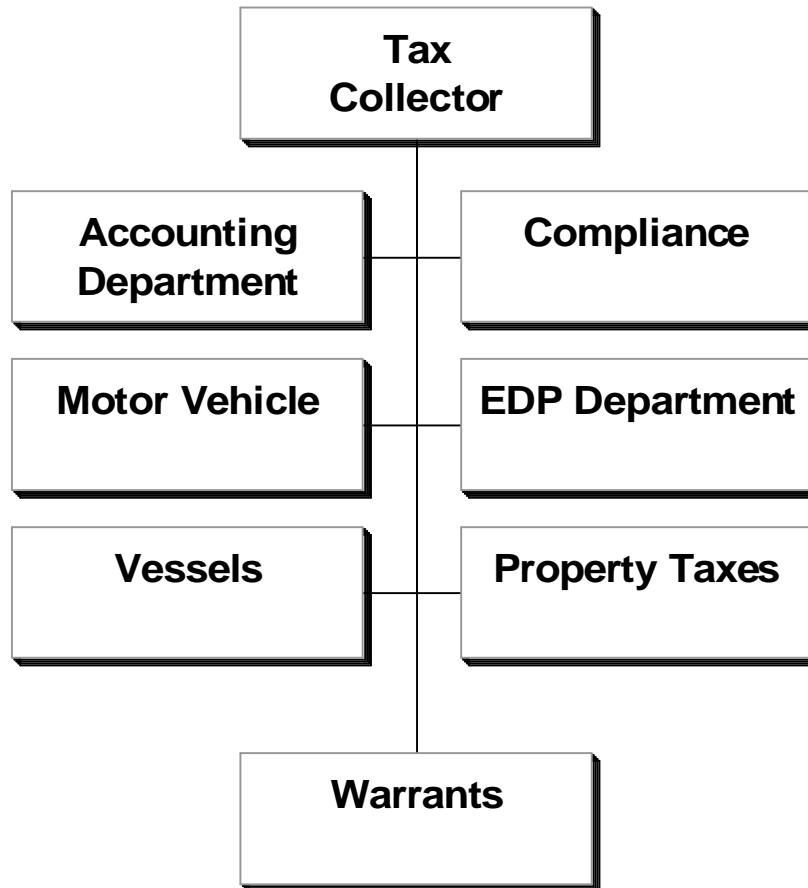
**Elected Officials-Constitutional Officer
Sheriff
Sheriff (040)**

Program Summary	FY 2009 Total FTE	FY 2009 Budget	FY 2009 Revenues	FY 2009 Net Cost
N/A	-	-	149,618,500	-149,618,500
Current Level of Service Budget	-	-	149,618,500	-149,618,500
Program Enhancements	FY 2009 Total FTE	FY 2009 Budget	FY 2009 Revenues	FY 2009 Net Cost
Sheriff's Office - Law Enforcement Youth & Estates Deputies Addition of one (1) Youth Relations Deputy and five (5) Estates Area Substation Deputies per direction of Board of County Commissioners at budget workshops.	-	-	817,700	-817,700
Sheriff's Office - ICE Deputies Addition of five (5) Immigration Customs Enforcement (ICE) Deputies per direction of Board of County Commissioners at budget workshops.	-	-	582,300	-582,300
Expanded Services Budget	-	-	1,400,000	-1,400,000
Total Adopted Budget	-	-	151,018,500	-151,018,500

Program Budgetary Cost Summary	FY 2007 Actual	FY 2008 Adopted	FY 2008 Forecast	FY 2009 Current	FY 2009 Expanded	FY 2009 Adopted	FY 2009 Change
Trans to General Fund	-	-	22,400	-	-	-	na
Total Budget	-	-	22,400	-	-	-	na

Program Funding Sources	FY 2007 Actual	FY 2008 Adopted	FY 2008 Forecast	FY 2009 Current	FY 2009 Expanded	FY 2009 Adopted	FY 2009 Change
Trans frm Board	-	152,672,000	152,672,000	149,618,500	1,400,000	151,018,500	(1.1%)
Total Funding	-	152,672,000	152,672,000	149,618,500	1,400,000	151,018,500	(1.1%)

TAX COLLECTOR



**Collier County Government
Fiscal Year 2009 Adopted Budget**

**Elected Officials-Constitutional Officer
Tax Collector**

Department Budgetary Cost Summar	FY 2007 Actual	FY 2008 Adopted	FY 2008 Forecast	FY 2009 Current	FY 2009 Expanded	FY 2009 Adopted	FY 2009 Change
Personal Services	-	9,207,900	-	9,885,800	-	9,885,800	7.4%
Operating Expense	239,949	2,491,700	242,300	2,716,500	-	2,716,500	9.0%
Capital Outlay	-	103,400	-	59,100	-	59,100	(42.8%)
Net Operating Budget	239,949	11,803,000	242,300	12,661,400	-	12,661,400	7.3%
Grants and Aid	-	11,009,500	-	9,229,000	-	9,229,000	(16.2%)
Total Budget	239,949	22,812,500	242,300	21,890,400	-	21,890,400	(4.0%)

Appropriations by Program	FY 2007 Actual	FY 2008 Adopted	FY 2008 Forecast	FY 2009 Current	FY 2009 Expanded	FY 2009 Adopted	FY 2009 Change
Tax Collector Fund (070)	-	11,547,700	-	12,390,800	-	12,390,800	7.3%
Tax Collector-Charges Paid By BCC (001)	239,949	255,300	242,300	270,600	-	270,600	6.0%
Total Net Budget	239,949	11,803,000	242,300	12,661,400	-	12,661,400	7.3%
Total Transfers and Reserves	-	11,009,500	-	9,229,000	-	9,229,000	(16.2%)
Total Budget	239,949	22,812,500	242,300	21,890,400	-	21,890,400	(4.0%)

Department Funding Sources	FY 2007 Actual	FY 2008 Adopted	FY 2008 Forecast	FY 2009 Current	FY 2009 Expanded	FY 2009 Adopted	FY 2009 Change
Charges For Services	-	21,912,200	-	21,154,800	-	21,154,800	(3.5%)
Interest/Misc	-	645,000	-	465,000	-	465,000	(27.9%)
Net Cost General Fund	239,949	255,300	242,300	270,600	-	270,600	6.0%
Total Funding	239,949	22,812,500	242,300	21,890,400	-	21,890,400	(4.0%)

Department Position Summary	FY 2007 Actual	FY 2008 Adopted	FY 2008 Forecast	FY 2009 Current	FY 2009 Expanded	FY 2009 Adopted	FY 2009 Change
Tax Collector Fund (070)	150.00	151.00	151.00	158.00	-	158.00	4.6%
Total FTE	150.00	151.00	151.00	158.00	-	158.00	4.6%

**Collier County Government
Fiscal Year 2009 Adopted Budget**

**Elected Officials-Constitutional Officer
Tax Collector
Tax Collector Fund (070)**

Mission Statement

The Collier County Tax Collector is charged with the collection of ad valorem taxes levied by the County, the School Board, special districts, and all municipalities within the County.

Program Summary	FY 2009 Total FTE	FY 2009 Budget	FY 2009 Revenues	FY 2009 Net Cost
Tax Collector	158.00	12,390,800	21,619,800	-9,229,000
The Tax Collector collects all ad valorem taxes within the County, is the agent of motor vehicle licenses and registrations, issues boat titles and registrations, hunting and fishing licenses and stamps, and occupational licenses.				
Current Level of Service Budget	158.00	12,390,800	21,619,800	-9,229,000
Total Adopted Budget	158.00	12,390,800	21,619,800	-9,229,000

Program Budgetary Cost Summary	FY 2007 Actual	FY 2008 Adopted	FY 2008 Forecast	FY 2009 Current	FY 2009 Expanded	FY 2009 Adopted	FY 2009 Change
Personal Services	-	9,207,900	-	9,885,800	-	9,885,800	7.4%
Operating Expense	-	2,236,400	-	2,445,900	-	2,445,900	9.4%
Capital Outlay	-	103,400	-	59,100	-	59,100	(42.8%)
Net Operating Budget	-	11,547,700	-	12,390,800	-	12,390,800	7.3%
Total Budget	-	11,547,700	-	12,390,800	-	12,390,800	7.3%
Total FTE	150.00	151.00	151.00	158.00	-	158.00	4.6%

Program Funding Sources	FY 2007 Actual	FY 2008 Adopted	FY 2008 Forecast	FY 2009 Current	FY 2009 Expanded	FY 2009 Adopted	FY 2009 Change
Charges For Services	-	21,912,200	-	21,154,800	-	21,154,800	(3.5%)
Interest/Misc	-	645,000	-	465,000	-	465,000	(27.9%)
Total Funding	-	22,557,200	-	21,619,800	-	21,619,800	(4.2%)

The Tax Collector's annual budget request is submitted on August 1 of each year in accordance with Florida Statutes.

**Collier County Government
Fiscal Year 2009 Adopted Budget**

**Elected Officials-Constitutional Officer
Tax Collector
Tax Collector-Charges Paid By BCC (001)**

Program Summary	FY 2009 Total FTE	FY 2009 Budget	FY 2009 Revenues	FY 2009 Net Cost
N/A	-	270,600	-	270,600
Current Level of Service Budget	-	270,600	-	270,600
Total Adopted Budget	-	270,600	-	270,600

Program Budgetary Cost Summary	FY 2007 Actual	FY 2008 Adopted	FY 2008 Forecast	FY 2009 Current	FY 2009 Expanded	FY 2009 Adopted	FY 2009 Change
Operating Expense	239,949	255,300	242,300	270,600	-	270,600	6.0%
Net Operating Budget	239,949	255,300	242,300	270,600	-	270,600	6.0%
Total Budget	239,949	255,300	242,300	270,600	-	270,600	6.0%

Program Funding Sources	FY 2007 Actual	FY 2008 Adopted	FY 2008 Forecast	FY 2009 Current	FY 2009 Expanded	FY 2009 Adopted	FY 2009 Change
Net Cost General Fund	239,949	255,300	242,300	270,600	-	270,600	6.0%
Total Funding	239,949	255,300	242,300	270,600	-	270,600	6.0%

Forecast FY 07/08 - Operating expenses decreased by \$13,000. There was an increase of \$33,800 for electricity while there were decreases of \$4,700 for telephone system support, \$2,400 for trash, \$4,400 for water & sewer, and \$35,300 for property insurance.

Current FY 08/09 - Operating expenses increased by \$15,300. There was an increase of \$53,200 for electricity while there were decreases of \$4,300 for telephone system support, \$2,400 for trash, \$1,100 for water & sewer, \$2,300 for general insurance, and \$27,800 for property insurance.

**Collier County Government
Fiscal Year 2009 Adopted Budget**

**Elected Officials-Constitutional Officer
Tax Collector**

Tax Collector-Excess Fee Distri (070)

Program Summary	FY 2009 Total FTE	FY 2009 Budget	FY 2009 Revenues	FY 2009 Net Cost
N/A	-	9,229,000	-	9,229,000
Current Level of Service Budget	-	9,229,000	-	9,229,000
Total Adopted Budget	-	9,229,000	-	9,229,000

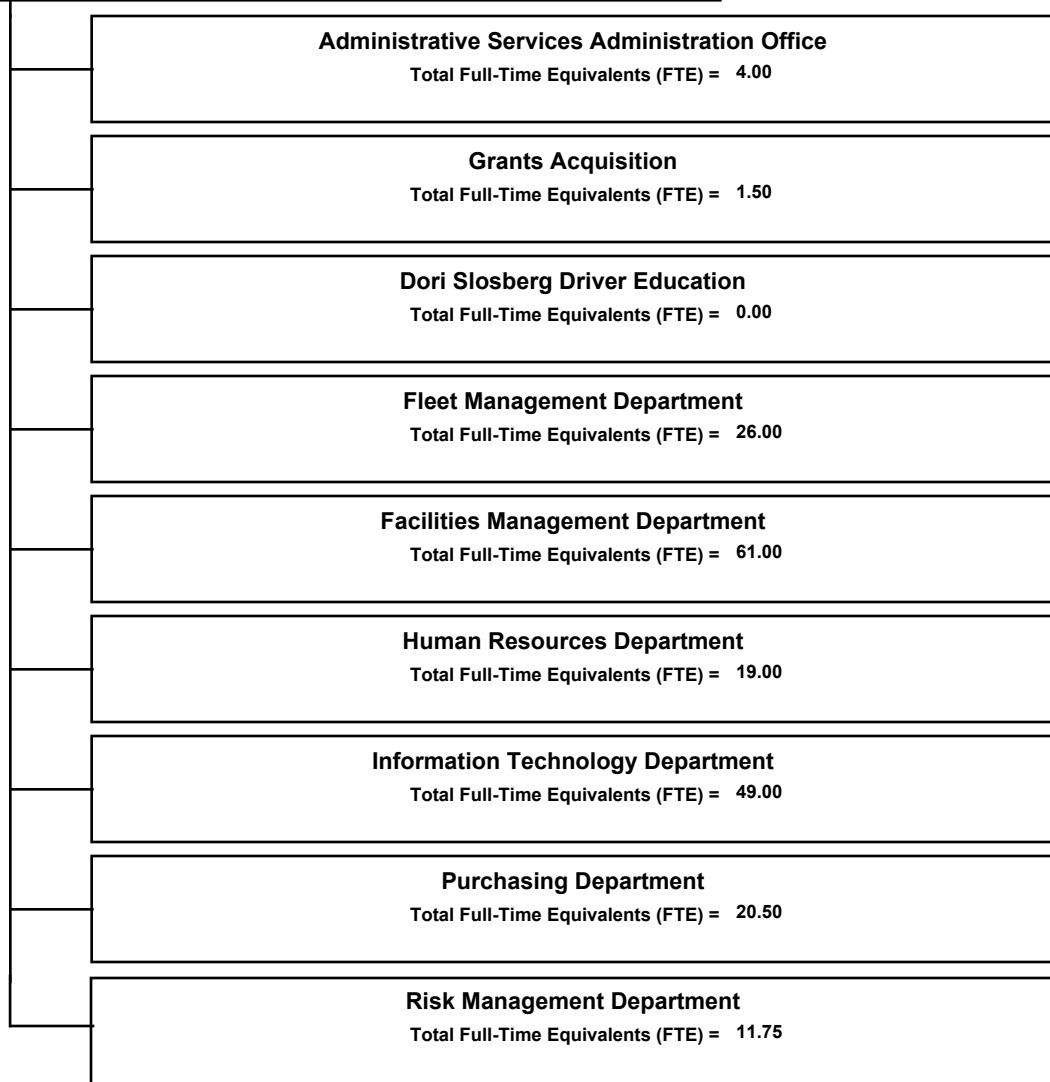
Program Budgetary Cost Summary	FY 2007 Actual	FY 2008 Adopted	FY 2008 Forecast	FY 2009 Current	FY 2009 Expanded	FY 2009 Adopted	FY 2009 Change
Grants and Aid	-	11,009,500	-	9,229,000	-	9,229,000	(16.2%)
Total Budget	-	11,009,500	-	9,229,000	-	9,229,000	(16.2%)

Program Funding Sources	FY 2007 Actual	FY 2008 Adopted	FY 2008 Forecast	FY 2009 Current	FY 2009 Expanded	FY 2009 Adopted	FY 2009 Change
							0 %
Total Funding							0 %

Administrative Services Division

**Administrative Services Division
Organizational Chart**

Total Full-Time Equivalents (FTE) = 192.75



Administrative Services Division Len Golden Price, Administrator

The Administrative Services Division provides administrative, technical, safety education/awareness, logistical and management staff services in support of all County divisions and departments. The Division is guided by its vision to provide the foundation, resources, services, and infrastructure needed to meet the County's strategic goals.

The Administrative Services Division is comprised of Information Technology, Purchasing, Grants Management, Records Management, Human Resources, Facilities Management, Fleet Management and Risk Management Departments. Specific responsibilities include maintenance of County buildings, equipment and vehicles, building security, personnel and employee services, computer services, radio and telephone communications, records management, cost-effective procurement of commodities and services, central mail services, land acquisition, lease and contract negotiations, loss prevention and insurance program administration, and seeking and applying for grant funds.

Risk Management and Fleet Management are both fully funded by billing individual departments for services provided. Information Technology is funded in part by user departments; Real Estate Services generates supporting revenue for property acquisition services. The remainder of the division (Administration, Grant Coordination, Purchasing, Human Resources, and Facilities Management) is funded primarily by the General Fund, less revenues for special services. The Administrative Services Division's total operating budget for FY 2009 is \$121,442,400, inclusive of 192.75 permanent positions.

In keeping with current economic trends, the Administrative Services Division strives to reduce costs, streamline processes, and increase operational efficiency. To that end, in FY 2008 water and electrical consumption were significantly reduced by converting to IQ water for irrigation on the main campus, installing more efficient water and electrical devices, and implementing electricity conservation programs. Further savings were realized by consolidating purchases to maximize volume savings, and proactively negotiating contracts for services. These programs and initiatives will continue throughout FY 2009 with an even greater focus on identifying opportunities to reduce expenditures with minimal impact on services to the public.

For more information on programs within the Administrative Services Division, please contact the following:

252-3646	Division Administration
252-8971	Grant Acquisition
252-8991	Property Acquisition
252-8380	Facilities Management
252-5655	Fleet Management
252-8460	Human Resources
252-8794	Information Technology & 800 MHz
252-8407	Purchasing
252-8461	Risk Management
252-6832	Records Management

**Collier County Government
Fiscal Year 2009 Adopted Budget**

Administrative Services Division

Division Budgetary Cost Summary	FY 2007 Actual	FY 2008 Adopted	FY 2008 Forecast	FY 2009 Current	FY 2009 Expanded	FY 2009 Adopted	FY 2009 Change
Personal Services	15,283,350	15,161,100	14,836,300	14,254,600	51,800	14,306,400	(5.6%)
Operating Expense	55,428,055	60,224,300	58,482,900	61,770,100	-	61,770,100	2.6%
Indirect Cost Reimburs	3,700	6,100	6,100	4,200	-	4,200	(31.1%)
Property & Casualty Claims	-	1,250,000	1,300,000	1,300,000	-	1,300,000	4.0%
Short Term Disability Ins	350,021	319,600	385,000	385,000	-	385,000	20.5%
Long Term Disability Ins	446,081	474,000	375,000	391,000	-	391,000	(17.5%)
Workers Comp Ins	637,054	1,340,000	1,110,000	1,200,000	-	1,200,000	(10.4%)
Capital Outlay	763,204	727,000	1,008,200	308,400	-	308,400	(57.6%)
Remittances	260,254	299,400	259,000	355,900	-	355,900	18.9%
Total Net Budget	73,171,719	79,801,500	77,762,500	79,969,200	51,800	80,021,000	0.3 %
Non Cash Year End Entry	5,737	-	-	-	-	-	na
Trans to 306 Parks Cap Fd	-	-	230,200	-	-	-	na
Reserves For Contingencies	-	1,351,500	-	1,416,500	(51,800)	1,364,700	1.0%
Reserves For Capital	-	12,711,900	-	16,155,300	-	16,155,300	27.1%
Reserves for Insurance	200,000	25,452,200	-	23,901,400	-	23,901,400	(6.1%)
Reserve for Attrition	-	(74,800)	-	-	-	-	(100.0%)
Total Budget	73,377,457	119,242,300	77,992,700	121,442,400	-	121,442,400	1.8%

Appropriations by Department	FY 2007 Actual	FY 2008 Adopted	FY 2008 Forecast	FY 2009 Current	FY 2009 Expanded	FY 2009 Adopted	FY 2009 Change
Administrative Services Administration	346,348	403,700	348,700	350,100	-	350,100	(13.3%)
Office							
Grants Acquisition	133,893	153,300	126,600	133,700	-	133,700	(12.8%)
Dori Slosberg Driver Education	225,800	299,700	205,300	356,600	-	356,600	19.0%
Fleet Management Department	7,418,610	8,746,000	8,523,900	10,352,100	51,800	10,403,900	19.0%
Facilities Management Department	13,955,537	14,080,000	14,021,400	15,393,600	-	15,393,600	9.3%
Human Resources Department	1,915,929	1,897,200	1,900,200	1,811,800	-	1,811,800	(4.5%)
Information Technology Department	7,469,213	7,908,900	7,653,700	7,175,600	-	7,175,600	(9.3%)
Purchasing Department	1,654,836	1,685,800	1,643,200	1,632,200	-	1,632,200	(3.2%)
Risk Management Department	40,051,553	44,626,900	43,339,500	42,763,500	-	42,763,500	(4.2%)
Total Net Budget	73,171,719	79,801,500	77,762,500	79,969,200	51,800	80,021,000	0.3%
Dori Slosberg Driver Education	5,737	234,400	-	201,400	-	201,400	(14.1%)
Fleet Management Department	-	143,400	-	378,200	(51,800)	326,400	127.6%
Facilities Management Department	-	12,724,700	230,200	16,167,800	-	16,167,800	27.1%
Information Technology Department	-	59,000	-	57,000	-	57,000	(3.4%)
Risk Management Department	200,000	26,279,300	-	24,668,800	-	24,668,800	(6.1%)
Total Transfers and Reserves	205,737	39,440,800	230,200	41,473,200	(51,800)	41,421,400	5.0%
Total Budget	73,377,457	119,242,300	77,992,700	121,442,400	-	121,442,400	1.8%

**Collier County Government
Fiscal Year 2009 Adopted Budget**

Administrative Services Division

Division Funding Sources	FY 2007 Actual	FY 2008 Adopted	FY 2008 Forecast	FY 2009 Current	FY 2009 Expanded	FY 2009 Adopted	FY 2009 Change
Charges For Services	1,354,479	1,620,500	1,516,300	1,669,700	-	1,669,700	3.0%
Miscellaneous Revenues	1,351,683	1,313,800	2,413,700	622,500	-	622,500	(52.6%)
Interest/Misc	880,704	117,800	462,300	421,100	-	421,100	257.5%
Other Financing Sources	190	-	-	-	-	-	na
Reimb From Other Depts	2,702,411	2,286,600	2,176,500	1,735,900	-	1,735,900	(24.1%)
Property & Casualty Billings	11,137,451	11,444,800	8,170,600	8,898,900	-	8,898,900	(22.2%)
Group Health Billings	28,740,603	24,940,700	25,251,900	26,499,100	-	26,499,100	6.2%
Dental Billings	119,675	1,700,000	1,752,400	1,804,900	-	1,804,900	6.2%
Life Insurance Billings	1,037,451	815,700	795,700	795,700	-	795,700	(2.5%)
Short Term Disability Billings	774,623	399,000	399,900	399,900	-	399,900	0.2%
Long Term Disability Billings	223,009	474,000	374,400	391,000	-	391,000	(17.5%)
Workers Comp Billings	2,428,686	2,683,200	2,683,200	2,532,900	-	2,532,900	(5.6%)
Fleet Revenue Billings	3,888,208	4,157,900	4,080,400	4,161,000	-	4,161,000	0.1%
Fuel Sale Rev Billings	3,256,307	4,108,300	3,875,600	5,630,900	-	5,630,900	37.1%
Net Cost General Fund	21,107,256	22,087,400	21,657,800	23,258,800	-	23,258,800	5.3%
Net Cost Community Development	(334)	-	-	-	-	-	na
Trans fm 001 Gen Fund	388,200	100,400	100,400	291,700	-	291,700	190.5%
Trans fm Special Rev Fds	-	-	-	-	-	-	na
Trans fm 172 Conserv Collier Fd	2,750,700	2,644,900	2,644,900	2,627,900	-	2,627,900	(0.6%)
Carry Forward	31,113,920	38,426,600	39,435,300	39,798,600	-	39,798,600	3.6%
Negative 5% Revenue Reserve	-	(79,300)	-	(98,100)	-	(98,100)	23.7%
Total Funding	113,255,222	119,242,300	117,791,300	121,442,400	-	121,442,400	1.8%

Division Position Summary	FY 2007 Actual	FY 2008 Adopted	FY 2008 Forecast	FY 2009 Current	FY 2009 Expanded	FY 2009 Adopted	FY 2009 Change
Administrative Services Administration Office	3.00	4.00	4.00	4.00	-	4.00	0 %
Grants Acquisition	1.50	1.50	1.50	1.50	-	1.50	0 %
Dori Slosberg Driver Education	0.01	-	-	-	-	-	na
Fleet Management Department	25.00	25.00	25.00	25.00	1.00	26.00	4.0%
Facilities Management Department	63.00	62.00	61.00	61.00	-	61.00	(1.6%)
Human Resources Department	19.00	19.00	19.00	19.00	-	19.00	0 %
Information Technology Department	49.00	49.00	49.00	49.00	-	49.00	0 %
Purchasing Department	20.50	20.50	20.50	20.50	-	20.50	0 %
Risk Management Department	11.75	11.75	11.75	11.75	-	11.75	0 %
Total FTE	192.76	192.75	191.75	191.75	1.00	192.75	0 %

**Collier County Government
Fiscal Year 2009 Adopted Budget**

**Administrative Services Division
Administrative Services Administration Office**

Department Budgetary Cost Summar	FY 2007 Actual	FY 2008 Adopted	FY 2008 Forecast	FY 2009 Current	FY 2009 Expanded	FY 2009 Adopted	FY 2009 Change
Personal Services	312,374	379,300	332,900	330,300	-	330,300	(12.9%)
Operating Expense	17,031	24,400	15,800	19,800	-	19,800	(18.9%)
Capital Outlay	16,942	-	-	-	-	-	na
Net Operating Budget	346,348	403,700	348,700	350,100	-	350,100	(13.3%)
Total Budget	346,348	403,700	348,700	350,100	-	350,100	(13.3%)

Appropriations by Program	FY 2007 Actual	FY 2008 Adopted	FY 2008 Forecast	FY 2009 Current	FY 2009 Expanded	FY 2009 Adopted	FY 2009 Change
Administrative Services Admin (001)	346,348	403,700	348,700	350,100	-	350,100	(13.3%)
Total Net Budget	346,348	403,700	348,700	350,100	-	350,100	(13.3%)
Total Transfers and Reserves	-	-	-	-	-	-	na
Total Budget	346,348	403,700	348,700	350,100	-	350,100	(13.3%)

Department Funding Sources	FY 2007 Actual	FY 2008 Adopted	FY 2008 Forecast	FY 2009 Current	FY 2009 Expanded	FY 2009 Adopted	FY 2009 Change
Miscellaneous Revenues	56	-	-	-	-	-	na
Net Cost General Fund	346,292	403,700	348,700	350,100	-	350,100	(13.3%)
Total Funding	346,348	403,700	348,700	350,100	-	350,100	(13.3%)

Department Position Summary	FY 2007 Actual	FY 2008 Adopted	FY 2008 Forecast	FY 2009 Current	FY 2009 Expanded	FY 2009 Adopted	FY 2009 Change
Administrative Services Admin (001)	3.00	4.00	4.00	4.00	-	4.00	0 %
Total FTE	3.00	4.00	4.00	4.00	-	4.00	0 %

**Collier County Government
Fiscal Year 2009 Adopted Budget**

**Administrative Services Division
Administrative Services Administration Office
Administrative Services Admin (001)**

Mission Statement

To provide executive level management and administrative support to all departments within the Administrative Services Division. We strive to help all our departments in any way that allows them to honor our motto, "Serving Those Who Serve."

Program Summary	FY 2009 Total FTE	FY 2009 Budget	FY 2009 Revenues	FY 2009 Net Cost
Departmental Administration / Overhead	2.00	256,243	-	256,243
Provide strategic and operational planning, budgeting and financial management, staff and policy development and administrative and technical support to the BCC, County Manager, Constitutional Agencies and Advisory Boards.				
Records Management	1.00	93,057	-	93,057
Establish a centralized records management and retrieval system.				
Operations Management	-	800	-	800
Provide analytical and management support to the Division Administration, conduct business process mapping and analysis on division operations and activities, and develop and review division plans for operations, budget activity and performance measurement efforts.				
Unfilled Positions	1.00	-	-	-
Current Level of Service Budget	4.00	350,100	-	350,100
Total Adopted Budget	4.00	350,100	-	350,100

Program Budgetary Cost Summary	FY 2007 Actual	FY 2008 Adopted	FY 2008 Forecast	FY 2009 Current	FY 2009 Expanded	FY 2009 Adopted	FY 2009 Change
Personal Services	312,374	379,300	332,900	330,300	-	330,300	(12.9%)
Operating Expense	17,031	24,400	15,800	19,800	-	19,800	(18.9%)
Capital Outlay	16,942	-	-	-	-	-	na
Net Operating Budget	346,348	403,700	348,700	350,100	-	350,100	(13.3%)
Total Budget	346,348	403,700	348,700	350,100	-	350,100	(13.3%)
Total FTE	3.00	4.00	4.00	4.00	-	4.00	0 %

Program Funding Sources	FY 2007 Actual	FY 2008 Adopted	FY 2008 Forecast	FY 2009 Current	FY 2009 Expanded	FY 2009 Adopted	FY 2009 Change
Miscellaneous Revenues	56	-	-	-	-	-	na
Net Cost General Fund	346,292	403,700	348,700	350,100	-	350,100	(13.3%)
Total Funding	346,348	403,700	348,700	350,100	-	350,100	(13.3%)

Forecast FY 2008: Savings in personal services were accrued through a vacancy in the operations analyst position. Due to the current hiring freeze this position is not expected to be filled in FY 2009, which will result in continued savings. The duties of this position have been absorbed by the Records Manager.

Current FY 2009: The Department is currently funded for 75% of approved positions. Savings in operating expenses are expected as a result of ongoing budget reduction efforts; additionally, there are no anticipated capital expenses for FY 2009.

**Collier County Government
Fiscal Year 2009 Adopted Budget**

**Administrative Services Division
Grants Acquisition**

Department Budgetary Cost Summar	FY 2007 Actual	FY 2008 Adopted	FY 2008 Forecast	FY 2009 Current	FY 2009 Expanded	FY 2009 Adopted	FY 2009 Change
Personal Services	106,105	120,400	120,200	123,900	-	123,900	2.9%
Operating Expense	26,438	32,900	6,400	9,800	-	9,800	(70.2%)
Capital Outlay	1,350	-	-	-	-	-	na
Net Operating Budget	133,893	153,300	126,600	133,700	-	133,700	(12.8%)
Total Budget	133,893	153,300	126,600	133,700	-	133,700	(12.8%)

Appropriations by Program	FY 2007 Actual	FY 2008 Adopted	FY 2008 Forecast	FY 2009 Current	FY 2009 Expanded	FY 2009 Adopted	FY 2009 Change
Grants Acquisition (001)	133,893	153,300	126,600	133,700	-	133,700	(12.8%)
Total Net Budget	133,893	153,300	126,600	133,700	-	133,700	(12.8%)
Total Transfers and Reserves	-	-	-	-	-	-	na
Total Budget	133,893	153,300	126,600	133,700	-	133,700	(12.8%)

Department Funding Sources	FY 2007 Actual	FY 2008 Adopted	FY 2008 Forecast	FY 2009 Current	FY 2009 Expanded	FY 2009 Adopted	FY 2009 Change
Miscellaneous Revenues	14,880	22,000	-	-	-	-	(100.0%)
Net Cost General Fund	119,013	131,300	126,600	133,700	-	133,700	1.8%
Total Funding	133,893	153,300	126,600	133,700	-	133,700	(12.8%)

Department Position Summary	FY 2007 Actual	FY 2008 Adopted	FY 2008 Forecast	FY 2009 Current	FY 2009 Expanded	FY 2009 Adopted	FY 2009 Change
Grants Acquisition (001)	1.50	1.50	1.50	1.50	-	1.50	0 %
Total FTE	1.50	1.50	1.50	1.50	-	1.50	0 %

**Collier County Government
Fiscal Year 2009 Adopted Budget**

**Administrative Services Division
Grants Acquisition
Grants Acquisition (001)**

Mission Statement

To reduce the cost of providing the public with services, facilities and infrastructure by maximizing the use of federal, state and local grants. To track, monitor, assist with reporting, and coordinate all grants applied for, received and managed by Collier County.

Program Summary	FY 2009 Total FTE	FY 2009 Budget	FY 2009 Revenues	FY 2009 Net Cost
Grant Acquisition and Coordination	1.50	133,700	-	133,700
To manage, direct, plan and coordinate a centralized grant acquisition program for Collier County. Includes assessing the County's project and program needs and building a database; developing professional relationships with grantors; coordinating with County departments to develop strategic grant funding plans for projects or programs; writing and packaging grant proposals/applications; monitoring the status of outstanding grant applications and following up with grant agencies, including negotiating the terms and conditions of grant awards and coordinating the acceptance and approval process; assisting County departments with the implementation of grants once awarded; assuring projects are in compliance with grant regulations; evaluating the effectiveness of grant funded programs and project goals; initiate and maintain training programs that provide County staff with information about the grant acquisition process. grant writing. grant management and grant compliance.				
Current Level of Service Budget	1.50	133,700	-	133,700
Total Adopted Budget	1.50	133,700	-	133,700

Program Performance Measures	FY 2007 Actual	FY 2008 Budget	FY 2008 Forecast	FY 2009 Budget
Grant Award Success Rate (as a % of total applications)	87.50	90.00	90.00	90.00
Number of Active Grants Managed	186	210	200	200
Total Grant Dollars Applied for (in millions)	61.50	60.00	60.00	60.00

Program Budgetary Cost Summary	FY 2007 Actual	FY 2008 Adopted	FY 2008 Forecast	FY 2009 Current	FY 2009 Expanded	FY 2009 Adopted	FY 2009 Change
Personal Services	106,105	120,400	120,200	123,900	-	123,900	2.9%
Operating Expense	26,438	32,900	6,400	9,800	-	9,800	(70.2%)
Capital Outlay	1,350	-	-	-	-	-	na
Net Operating Budget	133,893	153,300	126,600	133,700	-	133,700	(12.8%)
Total Budget	133,893	153,300	126,600	133,700	-	133,700	(12.8%)
Total FTE	1.50	1.50	1.50	1.50	-	1.50	0 %

Program Funding Sources	FY 2007 Actual	FY 2008 Adopted	FY 2008 Forecast	FY 2009 Current	FY 2009 Expanded	FY 2009 Adopted	FY 2009 Change
Miscellaneous Revenues	14,880	22,000	-	-	-	-	(100.0%)
Net Cost General Fund	119,013	131,300	126,600	133,700	-	133,700	1.8%
Total Funding	133,893	153,300	126,600	133,700	-	133,700	(12.8%)

Forecast FY 2008: Substantial savings in operating expenses are due to the cancellation of a grant training seminar, as part of ongoing budget reduction efforts.

Current FY 2009: Continued savings in operating expenses will be achieved by shifting from contracted training to internal training.

**Collier County Government
Fiscal Year 2009 Adopted Budget**

**Administrative Services Division
Dori Slosberg Driver Education**

Department Budgetary Cost Summar	FY 2007 Actual	FY 2008 Adopted	FY 2008 Forecast	FY 2009 Current	FY 2009 Expanded	FY 2009 Adopted	FY 2009 Change
Indirect Cost Reimburs	300	300	300	700	-	700	133.3%
Remittances	225,500	299,400	205,000	355,900	-	355,900	18.9%
Net Operating Budget	225,800	299,700	205,300	356,600	-	356,600	19.0%
Non Cash Year End Entry	5,737	-	-	-	-	-	na
Reserves For Contingencies	-	234,400	-	201,400	-	201,400	(14.1%)
Total Budget	231,537	534,100	205,300	558,000	-	558,000	4.5%

Appropriations by Program	FY 2007 Actual	FY 2008 Adopted	FY 2008 Forecast	FY 2009 Current	FY 2009 Expanded	FY 2009 Adopted	FY 2009 Change
Driver Education Grant Fund (173)	225,800	299,700	205,300	356,600	-	356,600	19.0%
Total Net Budget	225,800	299,700	205,300	356,600	-	356,600	19.0%
Total Transfers and Reserves	5,737	234,400	-	201,400	-	201,400	(14.1%)
Total Budget	231,537	534,100	205,300	558,000	-	558,000	4.5%

Department Funding Sources	FY 2007 Actual	FY 2008 Adopted	FY 2008 Forecast	FY 2009 Current	FY 2009 Expanded	FY 2009 Adopted	FY 2009 Change
Charges For Services	237,503	372,800	321,000	316,600	-	316,600	(15.1%)
Interest/Misc	11,484	7,800	8,000	11,100	-	11,100	42.3%
Carry Forward	152,245	172,500	123,000	246,700	-	246,700	43.0%
Negative 5% Revenue Reserve	-	(19,000)	-	(16,400)	-	(16,400)	(13.7%)
Total Funding	401,231	534,100	452,000	558,000	-	558,000	4.5%

Department Position Summary	FY 2007 Actual	FY 2008 Adopted	FY 2008 Forecast	FY 2009 Current	FY 2009 Expanded	FY 2009 Adopted	FY 2009 Change
Driver Education Grant Fund (173)	0.01	-	-	-	-	-	na
Total FTE	0.01	-	-	-	-	-	na

**Collier County Government
Fiscal Year 2009 Adopted Budget**

**Administrative Services Division
Dori Slosberg Driver Education
Driver Education Grant Fund (173)**

Mission Statement

This fund is used to account for a surcharge on all moving and non-moving civil traffic infractions, excluding parking violations, adjudicated in County Court to fund the direct education expenses of driver education programs in both public and non-public high schools.

Program Summary	FY 2009 Total FTE	FY 2009 Budget	FY 2009 Revenues	FY 2009 Net Cost
Drivers Education Grant Program	-	558,000	558,000	-
All funds collected, pursuant to Collier County Ordinance 2007-39, will be used exclusively to fund the direct expenses of driver education programs in the schools in Collier County. Eligible direct education expenses include the purchase of goods and services, including, but not limited to, driver education course materials, vehicles exclusively used for driver education programs, driver simulators, and salaries of driver education instructors.				
Current Level of Service Budget	-	558,000	558,000	-
Total Adopted Budget	-	558,000	558,000	-

Program Budgetary Cost Summary	FY 2007 Actual	FY 2008 Adopted	FY 2008 Forecast	FY 2009 Current	FY 2009 Expanded	FY 2009 Adopted	FY 2009 Change
Indirect Cost Reimburs	300	300	300	700	-	700	133.3%
Remittances	225,500	299,400	205,000	355,900	-	355,900	18.9%
Net Operating Budget	225,800	299,700	205,300	356,600	-	356,600	19.0%
Non Cash Year End Entry	5,737	-	-	-	-	-	na
Reserves For Contingencies	-	234,400	-	201,400	-	201,400	(14.1%)
Total Budget	231,537	534,100	205,300	558,000	-	558,000	4.5%
Total FTE	0.01	-	-	-	-	-	na

Program Funding Sources	FY 2007 Actual	FY 2008 Adopted	FY 2008 Forecast	FY 2009 Current	FY 2009 Expanded	FY 2009 Adopted	FY 2009 Change
Charges For Services	237,503	372,800	321,000	316,600	-	316,600	(15.1%)
Interest/Misc	11,484	7,800	8,000	11,100	-	11,100	42.3%
Carry Forward	152,245	172,500	123,000	246,700	-	246,700	43.0%
Negative 5% Revenue Reserve	-	(19,000)	-	(16,400)	-	(16,400)	(13.7%)
Total Funding	401,231	534,100	452,000	558,000	-	558,000	4.5%

FY 08 Forecast: The forecast disbursement of \$205,000 is to the Collier County School District for Driver Education programs. Forecast revenue is based on an average monthly collection of \$26,400 through February of 2008. The current surcharge assessed is \$5 per violation.

FY 09 Current: Budgeted revenue is based on an average monthly collection of \$26,400. All funds collected will be used to fund the direct expenses of driver education programs in the schools in Collier County. In addition, there is an indirect service charge payment of \$700 to the General Fund (001).

**Collier County Government
Fiscal Year 2009 Adopted Budget**

**Administrative Services Division
Fleet Management Department**

Department Budgetary Cost Summar	FY 2007 Actual	FY 2008 Adopted	FY 2008 Forecast	FY 2009 Current	FY 2009 Expanded	FY 2009 Adopted	FY 2009 Change
Personal Services	1,905,580	1,997,900	1,997,300	1,926,200	51,800	1,978,000	(1.0%)
Operating Expense	5,396,843	6,613,100	6,244,900	8,378,900	-	8,378,900	26.7%
Capital Outlay	116,186	135,000	281,700	47,000	-	47,000	(65.2%)
Net Operating Budget	7,418,610	8,746,000	8,523,900	10,352,100	51,800	10,403,900	19.0%
Reserves For Contingencies	-	218,200	-	378,200	(51,800)	326,400	49.6%
Reserve for Attrition	-	(74,800)	-	-	-	-	(100.0%)
Total Budget	7,418,610	8,889,400	8,523,900	10,730,300	-	10,730,300	20.7%

Appropriations by Program	FY 2007 Actual	FY 2008 Adopted	FY 2008 Forecast	FY 2009 Current	FY 2009 Expanded	FY 2009 Adopted	FY 2009 Change
Fleet Management Fund (521)	7,418,610	8,746,000	8,523,900	10,352,100	51,800	10,403,900	19.0%
Total Net Budget	7,418,610	8,746,000	8,523,900	10,352,100	51,800	10,403,900	19.0%
Total Transfers and Reserves	-	143,400	-	378,200	(51,800)	326,400	127.6%
Total Budget	7,418,610	8,889,400	8,523,900	10,730,300	-	10,730,300	20.7%

Department Funding Sources	FY 2007 Actual	FY 2008 Adopted	FY 2008 Forecast	FY 2009 Current	FY 2009 Expanded	FY 2009 Adopted	FY 2009 Change
Charges For Services	438,229	561,600	521,300	673,000	-	673,000	19.8%
Miscellaneous Revenues	622	-	-	-	-	-	na
Interest/Misc	10,028	-	-	-	-	-	na
Fleet Revenue Billings	3,888,208	4,157,900	4,080,400	4,161,000	-	4,161,000	0.1%
Fuel Sale Rev Billings	3,256,307	4,108,300	3,875,600	5,630,900	-	5,630,900	37.1%
Trans fm 001 Gen Fund	44,400	-	-	-	-	-	na
Carry Forward	345,096	61,600	312,000	265,400	-	265,400	330.8%
Total Funding	7,982,889	8,889,400	8,789,300	10,730,300	-	10,730,300	20.7%

Department Position Summary	FY 2007 Actual	FY 2008 Adopted	FY 2008 Forecast	FY 2009 Current	FY 2009 Expanded	FY 2009 Adopted	FY 2009 Change
Fleet Management Fund (521)	25.00	25.00	25.00	25.00	1.00	26.00	4.0%
Total FTE	25.00	25.00	25.00	25.00	1.00	26.00	4.0%

**Collier County Government
Fiscal Year 2009 Adopted Budget**

**Administrative Services Division
Fleet Management Department
Fleet Management Fund (521)**

Mission Statement

Provide efficient, effective, and customer oriented centralized fleet services for Collier County Government vehicles and equipment including acquisition, disposal, maintenance, and fueling services.

Program Summary	FY 2009 Total FTE	FY 2009 Budget	FY 2009 Revenues	FY 2009 Net Cost
Departmental Administration/Overhead Funding for departmental administration and fixed departmental overhead.	0.50	216,070	-	216,070
Maintenance, Repair, and Acquisition Maintain County vehicles and equipment in excellent operating condition with a minimum 95% availability rate.	22.50	3,781,312	4,426,400	-645,088
Fuel Services Ensure cost effective, dependable, and timely fuel services are provided for County vehicles, equipment, and emergency generators. Refueling stations maintained to exceed 99% availability.	2.00	6,354,718	6,303,900	50,818
Reserves Maintain sufficient reserve funds to cover contingency requirements.	-	378,200	-	378,200
Current Level of Service Budget	25.00	10,730,300	10,730,300	-
Program Enhancements	FY 2009 Total FTE	FY 2009 Budget	FY 2009 Revenues	FY 2009 Net Cost
Automotive Technician	1.00	-	-	-
Expanded Services Budget	1.00	-	-	-
Total Adopted Budget	26.00	10,730,300	10,730,300	-

Program Performance Measures	FY 2007 Actual	FY 2008 Budget	FY 2008 Forecast	FY 2009 Budget
Availability of Fleet Equipment (as a %)	94	96	94	95
Number of Work Orders Completed	6,747	6,700	6,600	6,700
Work Orders completed in less than 24 hours (as a %)	52	75	55	65

Program Budgetary Cost Summary	FY 2007 Actual	FY 2008 Adopted	FY 2008 Forecast	FY 2009 Current	FY 2009 Expanded	FY 2009 Adopted	FY 2009 Change
Personal Services	1,905,580	1,997,900	1,997,300	1,926,200	51,800	1,978,000	(1.0%)
Operating Expense	5,396,843	6,613,100	6,244,900	8,378,900	-	8,378,900	26.7%
Capital Outlay	116,186	135,000	281,700	47,000	-	47,000	(65.2%)
Net Operating Budget	7,418,610	8,746,000	8,523,900	10,352,100	51,800	10,403,900	19.0%
Reserves For Contingencies	-	218,200	-	378,200	(51,800)	326,400	49.6%
Reserve for Attrition	-	(74,800)	-	-	-	-	(100.0%)
Total Budget	7,418,610	8,889,400	8,523,900	10,730,300	-	10,730,300	20.7%
Total FTE	25.00	25.00	25.00	25.00	1.00	26.00	4.0%

Program Funding Sources	FY 2007 Actual	FY 2008 Adopted	FY 2008 Forecast	FY 2009 Current	FY 2009 Expanded	FY 2009 Adopted	FY 2009 Change
Charges For Services	438,229	561,600	521,300	673,000	-	673,000	19.8%
Miscellaneous Revenues	622	-	-	-	-	-	na
Interest/Misc	10,028	-	-	-	-	-	na
Fleet Revenue Billings	3,888,208	4,157,900	4,080,400	4,161,000	-	4,161,000	0.1%
Fuel Sale Rev Billings	3,256,307	4,108,300	3,875,600	5,630,900	-	5,630,900	37.1%
Trans fm 001 Gen Fund	44,400	-	-	-	-	-	na
Carry Forward	345,096	61,600	312,000	265,400	-	265,400	330.8%
Total Funding	7,982,889	8,889,400	8,789,300	10,730,300	-	10,730,300	20.7%

Administrative Services Division
Fleet Management Department
Fleet Management Fund (521)

FY 2008 Forecast: Capital Outlay is forecast to exceed the FY 2008 budget by \$146,700. This amount represents a purchase initiated in FY 2007 that was not completed until FY 2008; associated revenues were brought forward into the fiscal year as well.

FY 2009 Current Expenditures: While discretionary operating and capital expenses continue to decrease, overall increases for the Fleet Management Department are driven by rising non-discretionary and pass-through costs. In FY 2009 the cost of fuel is expected to rise by 35% or \$1,634,600. Additionally, costs associated with a full year of occupation at the Department's facility on County Barn Road result in increases in property insurance, electricity, and utilities.

Capital Outlay of \$47,000 is for a replacement service truck (\$30,000), a barcode printer (\$5,000), a utility vehicle (\$6,000) and a trak sentry (\$6,000).

Expanded FY 2009: The department is budgeting for an additional automotive technician that will reduce the overall FY 2009 budget by approximately \$1,900. The cost of funding this new position (\$51,800) will be offset entirely by savings in Overtime (\$53,700) that would otherwise be required to maintain minimum staffing standards.

FY 2009 Current Revenue: Fuel sale revenue is based on 1,288,800 gallons @ \$4.50 per gallon and 116,200 gallons @ \$4.34 per gallon. Parts revenue assumes \$1,389,500 in parts at a 29% markup and sublets of \$266,900 at a 20% markup. Motor Pool mileage revenue is estimated at \$78,400.

**Collier County Government
Fiscal Year 2009 Adopted Budget**

**Administrative Services Division
Facilities Management Department**

Department Budgetary Cost Summar	FY 2007 Actual	FY 2008 Adopted	FY 2008 Forecast	FY 2009 Current	FY 2009 Expanded	FY 2009 Adopted	FY 2009 Change
Personal Services	4,865,642	4,547,500	4,608,800	4,331,800	-	4,331,800	(4.7%)
Operating Expense	8,680,412	9,196,700	9,016,000	10,807,800	-	10,807,800	17.5%
Indirect Cost Reimburs	3,400	5,800	5,800	3,500	-	3,500	(39.7%)
Capital Outlay	371,330	330,000	336,800	250,500	-	250,500	(24.1%)
Remittances	34,754	-	54,000	-	-	-	na
Net Operating Budget	13,955,537	14,080,000	14,021,400	15,393,600	-	15,393,600	9.3%
Trans to 306 Parks Cap Fd	-	-	230,200	-	-	-	na
Reserves For Contingencies	-	12,800	-	12,500	-	12,500	(2.3%)
Reserves For Capital	-	12,711,900	-	16,155,300	-	16,155,300	27.1%
Total Budget	13,955,537	26,804,700	14,251,600	31,561,400	-	31,561,400	17.7%

Appropriations by Program	FY 2007 Actual	FY 2008 Adopted	FY 2008 Forecast	FY 2009 Current	FY 2009 Expanded	FY 2009 Adopted	FY 2009 Change
Americans with Disabilities Act (190)	63,470	25,300	25,300	29,600	-	29,600	17.0%
Conservation Collier Maintenance (174)	140,216	256,700	189,100	249,000	-	249,000	(3.0%)
Facilities Management (001)	12,703,831	12,798,800	12,798,800	14,227,700	-	14,227,700	11.2%
GAC Land Trust Fund (605)	34,783	4,000	54,300	4,000	-	4,000	0 %
Real Property Management (001)	1,013,238	995,200	953,900	883,300	-	883,300	(11.2%)
Total Net Budget	13,955,537	14,080,000	14,021,400	15,393,600	-	15,393,600	9.3%
Total Transfers and Reserves	-	12,724,700	230,200	16,167,800	-	16,167,800	27.1%
Total Budget	13,955,537	26,804,700	14,251,600	31,561,400	-	31,561,400	17.7%

Department Funding Sources	FY 2007 Actual	FY 2008 Adopted	FY 2008 Forecast	FY 2009 Current	FY 2009 Expanded	FY 2009 Adopted	FY 2009 Change
Charges For Services	23,675	24,000	26,400	27,200	-	27,200	13.3%
Miscellaneous Revenues	32,930	329,700	225,800	332,100	-	332,100	0.7%
Interest/Misc	588,904	110,000	454,300	410,000	-	410,000	272.7%
Reimb From Other Depts	908,326	650,200	540,100	505,800	-	505,800	(22.2%)
Net Cost General Fund	12,775,814	13,118,000	13,186,800	14,577,000	-	14,577,000	11.1%
Trans fm Special Rev Fds	-	-	-	-	-	-	na
Trans fm 172 Conserv Collier Fd	2,750,700	2,644,900	2,644,900	2,627,900	-	2,627,900	(0.6%)
Carry Forward	7,224,480	9,949,800	10,291,800	13,118,500	-	13,118,500	31.8%
Negative 5% Revenue Reserve	-	(21,900)	-	(37,100)	-	(37,100)	69.4%
Total Funding	24,304,828	26,804,700	27,370,100	31,561,400	-	31,561,400	17.7%

Department Position Summary	FY 2007 Actual	FY 2008 Adopted	FY 2008 Forecast	FY 2009 Current	FY 2009 Expanded	FY 2009 Adopted	FY 2009 Change
Facilities Management (001)	51.00	50.00	50.00	50.00	-	50.00	0 %
Real Property Management (001)	12.00	12.00	11.00	11.00	-	11.00	(8.3%)
Total FTE	63.00	62.00	61.00	61.00	-	61.00	(1.6%)

**Collier County Government
Fiscal Year 2009 Adopted Budget**

**Administrative Services Division
Facilities Management Department
Facilities Management (001)**

Mission Statement

The mission of the Department of Facilities Management is to provide safe, clean, secure and comfortable facilities for our citizens and employees by ensuring all buildings, grounds and property acquisitions are managed, maintained and operated efficiently. The Facilities Management Department is comprised of Administration, Capital Construction/Renovations, Building Maintenance, County Security, Janitorial Service, Grounds Maintenance, Real Estate Services and Conservation Collier. Responsibilities include the maintenance and repair of all County owned and operated buildings (3,500,000 square feet), project management functions for all County buildings under construction and renovation, security operations, real estate acquisition and land conservation.

Program Summary	FY 2009 Total FTE	FY 2009 Budget	FY 2009 Revenues	FY 2009 Net Cost
Departmental Administration/Overhead Directs the functions/activities of the Facilities Management Department.	2.00	2,034,454	-	2,034,454
Building Maintenance Maintain and repair the County's 660 buildings, including: electrical, plumbing, air conditioning and structural repairs, office renovations, preventative maintenance, physical plant maintenance, pest control, and fire and sprinkler alarm maintenance and compliance.	38.00	6,885,400	-	6,885,400
Capital Construction/Renovation Personnel Develop architectural designs and engineering specifications for construction of new facilities; provide in-house construction administration services and project management for BCC-owned facilities.	6.00	562,866	-	562,866
Campus Utilities Provide funds for payments to utility companies for portions of electrical, trash, water and sewer costs for County facilities.	-	641,000	-	641,000
Custodial Services Provide competitive, sub-contracted janitorial cleaning services and the removal of garbage and recyclables for 106 buildings.	0.50	2,062,990	-	2,062,990
Indoor Air Quality Services Inspect and remediate indoor air quality (IAQ) complaints by investigating and cleaning ductwork and air-conditioning equipment ensuring public facilities are clean and free of dangerous airborne particles and molds; provides for scheduled systematic cleaning of air conveyance systems.	-	100,000	-	100,000
Grounds Maintenance Provide competitive sub-contracted manicured landscaping services to the County's main campus and 46 satellite facilities as well as to provide for ornamental pest control, fertilization, and mulching. Provides overall administration and management oversight with proactive detection and protection of visitors, employees, courts and property from possible individual criminal acts and domestic terrorist activities. Coordinates criminal record checks in compliance with County Ordinances.	0.50	769,890	-	769,890
Security Operations Provides the necessary resources for detection of contraband and the protection of judiciary, employees, and visitors with optimum customer judiciary. This includes, but is not limited to, security checkpoint staffing as well as interior and exterior foot patrols at county facilities, specifically the Main Courthouse and Government Center, Building F, Building H, the Immokalee Government Building, and the Community Development & Environmental Services building.	-	1,171,100	-	1,171,100
Unfilled Positions	3.00	-	-	-
Current Level of Service Budget	50.00	14,227,700	-	14,227,700
Total Adopted Budget	50.00	14,227,700	-	14,227,700

**Collier County Government
Fiscal Year 2009 Adopted Budget**

**Administrative Services Division
Facilities Management Department
Facilities Management (001)**

Program Performance Measures	FY 2007 Actual	FY 2008 Budget	FY 2008 Forecast	FY 2009 Budget
Average Days to Complete Work Orders	7.00	7.00	7.00	7.50
Internal investigations conducted	-	5	-	2
Number of Security Incident Reports	499	475	490	490
Persons scanned	923,638	850,000	885,000	910,000
Preventative Maintenance Tasks Completed	4,315	4,500	4,500	4,700
Security surveys conducted	16	15	6	10
Total Work Orders Completed	20,900	24,000	21,000	21,000

Program Budgetary Cost Summary	FY 2007 Actual	FY 2008 Adopted	FY 2008 Forecast	FY 2009 Current	FY 2009 Expanded	FY 2009 Adopted	FY 2009 Change
Personal Services	3,906,709	3,615,500	3,713,400	3,513,800	-	3,513,800	(2.8%)
Operating Expense	8,468,834	8,853,300	8,755,400	10,463,400	-	10,463,400	18.2%
Capital Outlay	328,288	330,000	330,000	250,500	-	250,500	(24.1%)
Net Operating Budget	12,703,831	12,798,800	12,798,800	14,227,700	-	14,227,700	11.2%
Total Budget	12,703,831	12,798,800	12,798,800	14,227,700	-	14,227,700	11.2%
Total FTE	51.00	50.00	50.00	50.00	-	50.00	0 %

Program Funding Sources	FY 2007 Actual	FY 2008 Adopted	FY 2008 Forecast	FY 2009 Current	FY 2009 Expanded	FY 2009 Adopted	FY 2009 Change
Miscellaneous Revenues	12,248	-	-	-	-	-	na
Reimb From Other Depts	318,105	-	175,000	-	-	-	na
Net Cost General Fund	12,373,478	12,798,800	12,623,800	14,227,700	-	14,227,700	11.2%
Total Funding	12,703,831	12,798,800	12,798,800	14,227,700	-	14,227,700	11.2%

**Administrative Services Division
Facilities Management Department**

FY 2008 Forecast: Personal services costs exceed budget due to nearly full staffing for the fiscal year, as a result anticipated savings through attrition were not realized. This expense is offset by savings within the Department's operating budget.

FY 2009 Current: The Department is funded for 94% of approved positions. Reductions in operating expenses correlate to a reduced level of contracted services, while attempting to provide the highest possible level of facilities maintenance service in existing as well as new facilities. As the department continues to operate with an increased work load and fewer personnel, staff anticipates that the average time to complete routine tasks and work orders may increase over the course of FY 2009.

The Department of Facilities Management will be taking on the largest building square footage increase in Collier County history in FY 2009, totaling 400,000 additional square feet. The cost of providing Janitorial Services, Grounds Maintenance Services, Fire Alarm Monitoring and Inspections, Fire Sprinkler Inspections, Security Services, Elevator Maintenance and Inspections, HVAC Equipment Maintenance, and Generator and Fuel Tank Maintenance for these new facilities has been included in the FY 2009 Current Budget, and is approximately \$823,100.

New facilities include the Courthouse Annex, Marco Island Library Addition, South Regional Library, Emergency Services Center, Sheriff's Fleet Facility, Marco Island Historical Museum, Marco Transfer Station, and the Naples Transfer Station. Additionally, the Facilities Management Department will be absorbing the cost of utilities for new facilities on the County Complex, including the new 7-story Courthouse Annex Building.

Further, the FY 2009 budget reflects the consolidation of the majority of County lease payments into a centralized budget. By centralizing this amount (\$1,803,200) the Department of Facilities Management will be best equipped to manage payments for leased facilities, as well as oversee the movement of various departments into County-owned facilities.

In an effort to comply with budgetary instructions and still provide the best services resources will provide, the Department of Facilities Management FY 2009 budget includes the following service level changes:

- Janitorial Services for County facilities will be provided 3 days per week, rather than current 5 days per week.
- Janitorial staff will no longer collect individual station recycling, only at central recycling stations throughout each building. County staff will be required to empty their own individual recycling containers to the central recycling centers in each building.
- Grounds Maintenance schedules will be prolonged to provide greater frequency between activities such as the cutting of grass and the trimming of other plant materials.
- Grounds plant material replacement will occur less frequently.
- Building Maintenance scheduled vehicle replacements will be deferred one year.

**Collier County Government
Fiscal Year 2009 Adopted Budget**

**Administrative Services Division
Facilities Management Department
Real Property Management (001)**

Mission Statement

To provide professional property acquisition and management services that exceed customer expectations through courteous, expeditious, and knowledgeable handling of real estate transactions.

Program Summary	FY 2009 Total FTE	FY 2009 Budget	FY 2009 Revenues	FY 2009 Net Cost
Departmental Administration/Overhead This program provides for the general administration of the department and fixed overhead.	2.00	182,513	-	182,513
Property Acquisition This program provides for the acquisition and appraisal of land and land rights for all County divisions. Some examples are rights-of-way for all utility projects, sites for parks, libraries, water treatment facilities, wastewater treatment facilities, EMS facilities, sites under the Conservation Collier program, and sites for administrative offices.	6.00	503,882	505,600	-1,718
Property Leasing and Management This program includes the leasing of both improved and unimproved property for County uses, as well as the leasing of County owned property to others for compatible uses and the issuance of licenses to non-for-profit organizations to hold special events on County owned property. Resolving ordinance violations on vacant County owned property also falls within this program.	1.00	101,802	-	101,802
Lake Trafford Cemetery This program provides for the daily administration of the cemetery, selling burial plots, assigning plots for indigent burials, arranging for the flagging of plots for all burials, ordering vaults and arranging for the opening and closing of graves for indigent burials. and for payment of utilities and other associated costs.	0.50	61,229	28,200	33,029
GAC Land Trust Property This program includes administering the GAC Land Trust Fund, negotiating and processing sales of trust property, and processing requests from departments for use of trust funds for capital projects that will benefit the residents of Golden Gate Estates. Revenue is from processing fees for sales requests. Sales revenue and expenses are shown in GAC Land Trust Fund (605).	0.50	33,874	200	33,674
Unfilled Positions	1.00	-	-	-
Current Level of Service Budget	11.00	883,300	534,000	349,300
Total Adopted Budget	11.00	883,300	534,000	349,300

Program Performance Measures	FY 2007 Actual	FY 2008 Budget	FY 2008 Forecast	FY 2009 Budget
Percent of appraisals/cost estimates prepared/reviewed on schedule agreed upon with customer.	100	100	100	100
Percent of funeral home or public requests for services responded to within two hours of receipt of request.	100	100	100	100
Percent of leases acquired on schedule	100	100	100	100
Percent of leases/licenses held in compliance with lease/license terms.	100	100	100	100
Percent of parcels purchased on schedule.	100	46	100	100
Percent of property sales closed within 120 days of contract.	100	100	100	100
Percent of Public, Commissioner and Divisional requests responded to within two days of receipt of request.	100	100	100	100

Program Budgetary Cost Summary	FY 2007 Actual	FY 2008 Adopted	FY 2008 Forecast	FY 2009 Current	FY 2009 Expanded	FY 2009 Adopted	FY 2009 Change
Personal Services	958,933	932,000	895,400	818,000	-	818,000	(12.2%)
Operating Expense	54,305	63,200	58,500	65,300	-	65,300	3.3%
Net Operating Budget	1,013,238	995,200	953,900	883,300	-	883,300	(11.2%)
Total Budget	1,013,238	995,200	953,900	883,300	-	883,300	(11.2%)
Total FTE	12.00	12.00	11.00	11.00	-	11.00	(8.3%)

**Collier County Government
Fiscal Year 2009 Adopted Budget**

**Administrative Services Division
Facilities Management Department
Real Property Management (001)**

Program Funding Sources	FY 2007 Actual	FY 2008 Adopted	FY 2008 Forecast	FY 2009 Current	FY 2009 Expanded	FY 2009 Adopted	FY 2009 Change
Miscellaneous Revenues	20,681	25,800	25,800	28,200	-	28,200	9.3%
Reimb From Other Depts	590,222	650,200	365,100	505,800	-	505,800	(22.2%)
Net Cost General Fund	402,336	319,200	563,000	349,300	-	349,300	9.4%
Total Funding	1,013,238	995,200	953,900	883,300	-	883,300	(11.2%)

FY 2008 Forecast: Personal Services savings resulted from the transfer of one (1.0) FTE to the Conservation Collier Land Acquisition program. Additionally, the manager position was held vacant for the majority of the fiscal year. Savings in operating expenses were achieved through a reduction in the number of projects requested by other County Departments; this reduction corresponds to decreases in reimbursements from other departments.

FY 2009 Current: The Department is funded for 91% of approved positions. Operating expenses reflect the continued decrease in work requested by County Departments, as well as ongoing budget reduction efforts. While a reduction in billable work requests has occurred, the Department expects continued increases in non-billable work for the County; this includes projects such as a coordinated effort to move several departments out of leased space into County-owned facilities, as well as in-house asset verification and alignment.

Anticipated revenues are calculate based on a billable rate of \$65 per hour, as well as a reduced number of billable hours relating to a decrease in projects. In addition, revenues include \$28,200 for the anticipated sale of 76 burial plots at Lake Trafford Cemetery.

**Collier County Government
Fiscal Year 2009 Adopted Budget**

**Administrative Services Division
Facilities Management Department
GAC Land Trust Fund (605)**

Mission Statement

To efficiently and effectively market Golden Gate Estates lots currently owned by Collier County, and identify needs for services within the Golden Gate Estates area and to set priorities for the funding of necessary improvements and/or support equipment to provide these services.

Program Summary	FY 2009 Total FTE	FY 2009 Budget	FY 2009 Revenues	FY 2009 Net Cost
GAC Land Sales	-	2,039,400	2,039,400	-
Expenses associated with selling Golden Gate Estates lots. This program is pursuant to an agreement dated November 15, 1983, between Avatar Properties, Inc. and Collier County. As of April 28, 2008, there remain 8.94 acres available for sale and 92.92 acres in reserve. The expenses shown below do not include payroll and associated expenses allocated in General Fund (001).				
Current Level of Service Budget	-	2,039,400	2,039,400	-
Total Adopted Budget	-	2,039,400	2,039,400	-

Program Budgetary Cost Summary	FY 2007 Actual	FY 2008 Adopted	FY 2008 Forecast	FY 2009 Current	FY 2009 Expanded	FY 2009 Adopted	FY 2009 Change
Operating Expense	29	4,000	300	4,000	-	4,000	0 %
Remittances	34,754	-	54,000	-	-	-	na
Net Operating Budget	34,783	4,000	54,300	4,000	-	4,000	0 %
Reserves For Capital	-	1,773,500	-	2,035,400	-	2,035,400	14.8%
Total Budget	34,783	1,777,500	54,300	2,039,400	-	2,039,400	14.7%

Program Funding Sources	FY 2007 Actual	FY 2008 Adopted	FY 2008 Forecast	FY 2009 Current	FY 2009 Expanded	FY 2009 Adopted	FY 2009 Change
Miscellaneous Revenues	-	303,900	200,000	303,900	-	303,900	0 %
Interest/Misc	84,194	60,000	104,300	60,000	-	60,000	0 %
Carry Forward	1,405,237	1,431,800	1,443,700	1,693,700	-	1,693,700	18.3%
Negative 5% Revenue Reserve	-	(18,200)	-	(18,200)	-	(18,200)	0 %
Total Funding	1,489,431	1,777,500	1,748,000	2,039,400	-	2,039,400	14.7%

FY 2008 Forecast: Forecast expenditures of \$54,000 reflect a remittance to the Golden Gate Fire District for emergency operations weather stations.

FY 2009 Current: Due to the fluctuating nature of the real estate market, land sales have proved very difficult to predict. However, the FY 09 budget anticipates revenues and expenditures associated with four (4) land sales.

**Collier County Government
Fiscal Year 2009 Adopted Budget**

**Administrative Services Division
Facilities Management Department
Americans with Disabilities Act (190)**

Mission Statement

Revenues generated by concession fees from the County's Government Complex Snack Bar are used to improve handicapped and general accessibility to government facilities and to ensure County employees with special needs have the proper equipment to function in the workplace.

Program Summary	FY 2009 Total FTE	FY 2009 Budget	FY 2009 Revenues	FY 2009 Net Cost
Americans with Disabilities Act (ADA)	-	29,600	29,600	-
Upgrade County facilities to improve handicapped access to government facilities and purchase equipment for County employees with special needs.				
Current Level of Service Budget	-	29,600	29,600	-
Total Adopted Budget	-	29,600	29,600	-

Program Budgetary Cost Summary	FY 2007 Actual	FY 2008 Adopted	FY 2008 Forecast	FY 2009 Current	FY 2009 Expanded	FY 2009 Adopted	FY 2009 Change
Operating Expense	21,470	25,300	25,300	29,600	-	29,600	17.0%
Capital Outlay	42,000	-	-	-	-	-	na
Net Operating Budget	63,470	25,300	25,300	29,600	-	29,600	17.0%
Total Budget	63,470	25,300	25,300	29,600	-	29,600	17.0%

Program Funding Sources	FY 2007 Actual	FY 2008 Adopted	FY 2008 Forecast	FY 2009 Current	FY 2009 Expanded	FY 2009 Adopted	FY 2009 Change
Charges For Services	23,675	24,000	26,400	27,200	-	27,200	13.3%
Interest/Misc	340	-	-	-	-	-	na
Carry Forward	42,420	2,500	2,700	3,800	-	3,800	52.0%
Negative 5% Revenue Reserve	-	(1,200)	-	(1,400)	-	(1,400)	16.7%
Total Funding	66,435	25,300	29,100	29,600	-	29,600	17.0%

FY 2008 Forecast: Forecast revenue is based on the previous 12 months of data, and reflects average monthly collections from the County's Government Complex Snack Bar concession fees.

FY 2009 Current: There is virtually no anticipated carryforward due to the projected expenditure of funds in FY 2008; therefore, FY 2009 expenditures will be dependent upon monthly revenues as they become available. Proposed projects are reviewed and prioritized by necessity for compliance with standards set forth by the Americans with Disabilities Act.

**Collier County Government
Fiscal Year 2009 Adopted Budget**

**Administrative Services Division
Facilities Management Department
Conservation Collier Maintenance (174)**

Mission Statement

The purpose of the Conservation Collier program is to acquire and manage environmentally sensitive lands. Funds for program administration, staffing, and acquisition of land are budgeted in the Conservation Collier Land Acquisition Fund (172). The funds for managing acquired properties are budgeted in the Conservation Collier Maintenance Fund (174).

Program Summary	FY 2009 Total FTE	FY 2009 Budget	FY 2009 Revenues	FY 2009 Net Cost
Departmental Administration/Overhead	-	3,800	3,800	-
Fixed overhead costs of program administration such as insurance and indirect cost reimbursement.				
Land Management	-	245,200	245,200	-
Land management activities such as fencing, exotic plant treatment and control and other restoration activities that are specified by land management plans developed for each of the properties acquired. Land management is funded through a transfer of 15% of the funds raised by the Conservation Collier tax levv.				
Land Management Revenues	-	14,132,400	14,132,400	-
Reserves set aside for future land management activities.				
Current Level of Service Budget	-	14,381,400	14,381,400	-
Total Adopted Budget	-	14,381,400	14,381,400	-

Program Performance Measures	FY 2007 Actual	FY 2008 Budget	FY 2008 Forecast	FY 2009 Budget
Acres to be managed	428	716	660	3,160

Program Budgetary Cost Summary	FY 2007 Actual	FY 2008 Adopted	FY 2008 Forecast	FY 2009 Current	FY 2009 Expanded	FY 2009 Adopted	FY 2009 Change
Operating Expense	135,773	250,900	176,500	245,500	-	245,500	(2.2%)
Indirect Cost Reimburs	3,400	5,800	5,800	3,500	-	3,500	(39.7%)
Capital Outlay	1,042	-	6,800	-	-	-	na
Net Operating Budget	140,216	256,700	189,100	249,000	-	249,000	(3.0%)
Trans to 306 Parks Cap Fd	-	-	230,200	-	-	-	na
Reserves For Contingencies	-	12,800	-	12,500	-	12,500	(2.3%)
Reserves For Capital	-	10,938,400	-	14,119,900	-	14,119,900	29.1%
Total Budget	140,216	11,207,900	419,300	14,381,400	-	14,381,400	28.3%

Program Funding Sources	FY 2007 Actual	FY 2008 Adopted	FY 2008 Forecast	FY 2009 Current	FY 2009 Expanded	FY 2009 Adopted	FY 2009 Change
Miscellaneous Revenues	1	-	-	-	-	-	na
Interest/Misc	504,370	50,000	350,000	350,000	-	350,000	600.0%
Trans fm Special Rev Fds	-	-	-	-	-	-	na
Trans fm 172 Conserv Collier Fd	2,750,700	2,644,900	2,644,900	2,627,900	-	2,627,900	(0.6%)
Carry Forward	5,776,823	8,515,500	8,845,400	11,421,000	-	11,421,000	34.1%
Negative 5% Revenue Reserve	-	(2,500)	-	(17,500)	-	(17,500)	600.0%
Total Funding	9,031,893	11,207,900	11,840,300	14,381,400	-	14,381,400	28.3%

Administrative Services Division
Facilities Management Department

FY 2008 Forecast: Operating expenses are forecast to be lower than budgeted due to lower than expected land maintenance costs; many maintenance tasks have been delayed until the outcomes of grant applications are known.

FY 2009 Current: There is a budgeted revenue transfer of \$2,627,900 for perpetual maintenance of purchased conservation lands (representing 15% of the net tax levy) in accordance with the enabling ordinance. Budgeted operating expenses of \$249,000 reflect estimated amounts required for maintenance of lands acquired through the Conservation Collier Program. Although the Program anticipates a drastic increase in the number of acres managed in FY 2009 - due in large part to the forecast acquisition of the 2,500 acre Pepper Ranch parcel - many of these properties will require minimal maintenance in the formative years of planning. Additionally, staff anticipates that several grants may be awarded for management activities in FY 2009.

**Collier County Government
Fiscal Year 2009 Adopted Budget**

**Administrative Services Division
Human Resources Department**

Department Budgetary Cost Summar	FY 2007 Actual	FY 2008 Adopted	FY 2008 Forecast	FY 2009 Current	FY 2009 Expanded	FY 2009 Adopted	FY 2009 Change
Personal Services	1,648,321	1,583,100	1,595,500	1,462,700	-	1,462,700	(7.6%)
Operating Expense	264,908	311,100	301,700	349,100	-	349,100	12.2%
Capital Outlay	2,699	3,000	3,000	-	-	-	(100.0%)
Net Operating Budget	1,915,929	1,897,200	1,900,200	1,811,800	-	1,811,800	(4.5%)
Total Budget	1,915,929	1,897,200	1,900,200	1,811,800	-	1,811,800	(4.5%)

Appropriations by Program	FY 2007 Actual	FY 2008 Adopted	FY 2008 Forecast	FY 2009 Current	FY 2009 Expanded	FY 2009 Adopted	FY 2009 Change
Human Resources - General Fund (001)	1,915,929	1,897,200	1,900,200	1,811,800	-	1,811,800	(4.5%)
Total Net Budget	1,915,929	1,897,200	1,900,200	1,811,800	-	1,811,800	(4.5%)
Total Transfers and Reserves	-	-	-	-	-	-	na
Total Budget	1,915,929	1,897,200	1,900,200	1,811,800	-	1,811,800	(4.5%)

Department Funding Sources	FY 2007 Actual	FY 2008 Adopted	FY 2008 Forecast	FY 2009 Current	FY 2009 Expanded	FY 2009 Adopted	FY 2009 Change
Charges For Services	1,081	500	1,500	1,500	-	1,500	200.0%
Miscellaneous Revenues	462	-	-	-	-	-	na
Net Cost General Fund	1,914,720	1,896,700	1,898,700	1,810,300	-	1,810,300	(4.6%)
Net Cost Community Development	(334)	-	-	-	-	-	na
Total Funding	1,915,929	1,897,200	1,900,200	1,811,800	-	1,811,800	(4.5%)

Department Position Summary	FY 2007 Actual	FY 2008 Adopted	FY 2008 Forecast	FY 2009 Current	FY 2009 Expanded	FY 2009 Adopted	FY 2009 Change
Human Resources - General Fund (001)	19.00	19.00	19.00	19.00	-	19.00	0 %
Total FTE	19.00	19.00	19.00	19.00	-	19.00	0 %

**Collier County Government
Fiscal Year 2009 Adopted Budget**

**Administrative Services Division
Human Resources Department
Human Resources - General Fund (001)**

Mission Statement

To provide quality strategic Human Resources leadership and technical expertise to both the internal and external customers of the Collier County Board of County Commissioners that "Exceeds the Expectations" of our customers, supports the wellness of our employees, and demonstrates unquestionable ethical values.

Program Summary	FY 2009 Total FTE	FY 2009 Budget	FY 2009 Revenues	FY 2009 Net Cost
Administration Plan, organize and direct the activities, staff and resources of the Human Resources services. Oversee all operations within the Department, as well as ensure adherence to best practice Human Resources Management standards.	1.00	156,697	-	156,697
Employee Relations Provide Human Resource services to our employees that balance employee advocacv. meet all legal obligations and support Countv objectives.	6.00	602,586	1,000	601,586
Operations Execute our daily operations in a consistent, fair, and logical manner that exceeds our internal and external customers' expectations.	5.00	514,419	500	513,919
Career Development and Employee Retention Provide the right training programs, at the right time, in the right place to meet all of our employees' needs and to continue the professional growth and development of staff.	3.00	329,738	-	329,738
Employee Compensation and Classification Design, communicate, implement and administer an integrated, comprehensive approach to compensation, that is a tool for management to attract and retain employees, and to drive performance that exceeds our customers' expeectations.	2.00	208,360	-	208,360
Unfilled Positions	2.00	-	-	-
Current Level of Service Budget	19.00	1,811,800	1,500	1,810,300
Total Adopted Budget	19.00	1,811,800	1,500	1,810,300

Program Performance Measures	FY 2007 Actual	FY 2008 Budget	FY 2008 Forecast	FY 2009 Budget
Employee Training Hours Completed	16,002	17,380	14,231	13,520
Employee Turnover (as a % of total FTE's)	8.63	8.60	13.20	10.00
Employment Applications Processed	11,985	12,500	4,200	4,600

Program Budgetary Cost Summary	FY 2007 Actual	FY 2008 Adopted	FY 2008 Forecast	FY 2009 Current	FY 2009 Expanded	FY 2009 Adopted	FY 2009 Change
Personal Services	1,648,321	1,583,100	1,595,500	1,462,700	-	1,462,700	(7.6%)
Operating Expense	264,908	311,100	301,700	349,100	-	349,100	12.2%
Capital Outlay	2,699	3,000	3,000	-	-	-	(100.0%)
Net Operating Budget	1,915,929	1,897,200	1,900,200	1,811,800	-	1,811,800	(4.5%)
Total Budget	1,915,929	1,897,200	1,900,200	1,811,800	-	1,811,800	(4.5%)
Total FTE	19.00	19.00	19.00	19.00	-	19.00	0 %

Program Funding Sources	FY 2007 Actual	FY 2008 Adopted	FY 2008 Forecast	FY 2009 Current	FY 2009 Expanded	FY 2009 Adopted	FY 2009 Change
Charges For Services	1,081	500	1,500	1,500	-	1,500	200.0%
Miscellaneous Revenues	462	-	-	-	-	-	na
Net Cost General Fund	1,914,720	1,896,700	1,898,700	1,810,300	-	1,810,300	(4.6%)
Net Cost Community Development	(334)	-	-	-	-	-	na
Total Funding	1,915,929	1,897,200	1,900,200	1,811,800	-	1,811,800	(4.5%)

**Administrative Services Division
Human Resources Department**

FY 2008 Forecast: Implementation of a hiring freeze for General Fund positions, as well as the initiation of a Voluntary Separation Incentive Program during FY 2008, have shifted the focus of the Human Resources Department. While the Department continues to serve internal and external customers through improvements and enhancements to the application and hire processes, the efforts of staff have been redirected to concentrate on internal customers. This is done by supporting the organization with team building efforts in the areas of employee retention, motivation, training and development.

FY 2009 Current: The Department is currently funded for 89% of approved positions. In FY 2009 operational resources will be directed in areas that will have the greatest impact to serve existing employees throughout all County departments. These include expanded funding for employee recognition initiatives, with allowances to include new activities suggested by the Employee Activities Committee. The FY 2009 budget also includes funds to support the Succession Planning Program, which will identify five employees ready for participation by the beginning of the fiscal year and will subsidize the development plans for these individuals. The Department plans to expand its current program with the Florida Institute of Government to offer training and programming for employees, helping them develop skills necessary to prepare them for future opportunities within Collier County.

The Department of Human Resources is comprised of a number of organizational components which include Administration, Compensation, Labor and Employee Relations, Operations, Training & Development and Wellness. Each specialized area provides a variety of services to the County's constituency as well as to the County's employee population. In the current and prior fiscal years, the department has been staffed by 19 employees, however in fiscal year 2009, residents and staff will be served by 17 members of the HR team. Overall, the Human Resources budget for FY 2009 reflects a 4.5% decrease from FY 2008.

**Collier County Government
Fiscal Year 2009 Adopted Budget**

**Administrative Services Division
Information Technology Department**

Department Budgetary Cost Summar	FY 2007 Actual	FY 2008 Adopted	FY 2008 Forecast	FY 2009 Current	FY 2009 Expanded	FY 2009 Adopted	FY 2009 Change
Personal Services	3,851,696	3,890,800	3,543,100	3,444,500	-	3,444,500	(11.5%)
Operating Expense	3,394,080	3,824,100	3,766,600	3,731,100	-	3,731,100	(2.4%)
Capital Outlay	223,437	194,000	344,000	-	-	-	(100.0%)
Net Operating Budget	7,469,213	7,908,900	7,653,700	7,175,600	-	7,175,600	(9.3%)
Reserves For Contingencies	-	59,000	-	57,000	-	57,000	(3.4%)
Total Budget	7,469,213	7,967,900	7,653,700	7,232,600	-	7,232,600	(9.2%)

Appropriations by Program	FY 2007 Actual	FY 2008 Adopted	FY 2008 Forecast	FY 2009 Current	FY 2009 Expanded	FY 2009 Adopted	FY 2009 Change
800 MHz Radio System Fund (188)	1,180,474	1,180,300	1,328,500	1,139,900	-	1,139,900	(3.4%)
Information Technology Department (001)	6,288,738	6,728,600	6,325,200	6,035,700	-	6,035,700	(10.3%)
Total Net Budget	7,469,213	7,908,900	7,653,700	7,175,600	-	7,175,600	(9.3%)
Total Transfers and Reserves	-	59,000	-	57,000	-	57,000	(3.4%)
Total Budget	7,469,213	7,967,900	7,653,700	7,232,600	-	7,232,600	(9.2%)

Department Funding Sources	FY 2007 Actual	FY 2008 Adopted	FY 2008 Forecast	FY 2009 Current	FY 2009 Expanded	FY 2009 Adopted	FY 2009 Change
Charges For Services	641,211	656,200	646,000	651,300	-	651,300	(0.7%)
Miscellaneous Revenues	306,914	112,100	192,200	115,400	-	115,400	2.9%
Interest/Misc	4,089	-	-	-	-	-	na
Reimb From Other Depts	1,794,085	1,636,400	1,636,400	1,230,100	-	1,230,100	(24.8%)
Property & Casualty Billings	3,913	6,300	6,300	-	-	-	(100.0%)
Workers Comp Billings	1,288	3,600	3,600	-	-	-	(100.0%)
Net Cost General Fund	4,636,530	5,207,300	4,803,900	4,930,600	-	4,930,600	(5.3%)
Trans fm 001 Gen Fund	155,700	100,400	100,400	291,700	-	291,700	190.5%
Carry Forward	252,223	284,000	323,000	58,100	-	58,100	(79.5%)
Negative 5% Revenue Reserve	-	(38,400)	-	(44,600)	-	(44,600)	16.1%
Total Funding	7,795,952	7,967,900	7,711,800	7,232,600	-	7,232,600	(9.2%)

Department Position Summary	FY 2007 Actual	FY 2008 Adopted	FY 2008 Forecast	FY 2009 Current	FY 2009 Expanded	FY 2009 Adopted	FY 2009 Change
Information Technology Department (001)	49.00	49.00	49.00	49.00	-	49.00	0 %
Total FTE	49.00	49.00	49.00	49.00	-	49.00	0 %

**Administrative Services Division
Information Technology Department
Information Technology Department (001)**

Mission Statement

- Operate, maintain, safeguard, coordinate growth and manage the convergence of the County's communications infrastructure:
 - 800 MHz Public Safety Radio System
 - Telecommunication System
 - Data Networks and Core Network Services
- Manage the lifecycle of the County's technology assets and core productivity software.
- Plan, implement, operate, maintain, and integrate the line-of-business software applications, their underlying databases and their technology platforms on behalf of County Departments.
- Safeguard the County's data, to assure the integrity of our databases, compliance with regulations and statutes, and to manage data storage systems and their growth.
- Extend 24x7 access to County data and Internet services to the public.
- Provide customer service to county staff (service desk, field training, support, equipment procurement, cellular services, maintenance, etc.).
- Develop and administer policies, standards, and planning processes to support the management, procurement and collaborative use of systems, services, and equipment.

Program Summary	FY 2009 Total FTE	FY 2009 Budget	FY 2009 Revenues	FY 2009 Net Cost
Departmental Administration/Overhead	3.00	487,539	-	487,539
Plan and direct IT, telecommunications, Internet, 800 MHz Radio strategy and programs. Perform department administrative work and support administrative services (copying, payroll, general secretarial work). Coordination of agency strategy with department implementation plan and customer groups.				
Security Administration	1.00	152,400	-	152,400
Define security standards and policies necessary to protect the information assets of Collier County, to ensure confidentiality of information, integrity of data, systems and operations, technical compliance for HIPAA, and to maintain business continuity plan for the BCC. Develop strategies for the protection of information assets; establish proactive programs to meet the department's regulatory, legal, and fiduciary responsibilities.				
Business Systems – Direct Client Support	9.00	852,700	1,093,100	-240,400
Provide consulting services, recommendations, training, and implementation services for automated solutions replacing current manual processes or business applications currently in production, which have reached end of life cycle.				
Geographical Information Systems (GIS) & Development Support	8.00	858,500	-	858,500
Planning, Support and Implementation of Geographical Information Systems for the entire agency and collaboration with constitutional agencies to improve design and utilize GIS systems. Continuation of agency strategy for database administration, programming and Internet Web Services.				
IT Operations	19.00	3,680,461	-	3,680,461
Support for 1,500 desktop computers that provide access to server based applications and basic office productivity tools. Management of hardware and software assets, maintain and repair the hardware and help desk support. Maintain and expand the Board's data communications infrastructure across three main functional areas: Network Maintenance, Server Maintenance and Telephone System Maintenance including 3,500 extensions.				
Telecommunications Operations	-	4,100	12,000	-7,900
Operate, manage, and maintain a multi-node telephone switch network serving 3,500 extensions at 8 locations for BCC Agencies, Constitutional Agencies excluding the Sheriff, State Agencies, and Court Services.				
Unfilled Positions	9.00	-	-	-
Current Level of Service Budget	49.00	6,035,700	1,105,100	4,930,600
Total Adopted Budget	49.00	6,035,700	1,105,100	4,930,600

**Collier County Government
Fiscal Year 2009 Adopted Budget**

**Administrative Services Division
Information Technology Department
Information Technology Department (001)**

Program Performance Measures	FY 2007 Actual	FY 2008 Budget	FY 2008 Forecast	FY 2009 Budget
Agenda software availability (as a %)	99.70	99.90	99.70	99.90
CDPlus availability (as a %)	99.90	99.00	99.90	99.99
Email Availability (as a %)	99.75	99.99	99.80	99.90
GIS availability (as a %)	99.80	99.99	99.80	99.90
Internet Access availability (as a %)	99.80	99.99	99.80	99.90
Utility Billing availability (as a %)	99.90	99.90	99.90	99.99

Program Budgetary Cost Summary	FY 2007 Actual	FY 2008 Adopted	FY 2008 Forecast	FY 2009 Current	FY 2009 Expanded	FY 2009 Adopted	FY 2009 Change
Personal Services	3,851,696	3,890,800	3,543,100	3,444,500	-	3,444,500	(11.5%)
Operating Expense	2,222,056	2,643,800	2,588,100	2,591,200	-	2,591,200	(2.0%)
Capital Outlay	214,987	194,000	194,000	-	-	-	(100.0%)
Net Operating Budget	6,288,738	6,728,600	6,325,200	6,035,700	-	6,035,700	(10.3%)
Total Budget	6,288,738	6,728,600	6,325,200	6,035,700	-	6,035,700	(10.3%)
Total FTE	49.00	49.00	49.00	49.00	-	49.00	0 %

Program Funding Sources	FY 2007 Actual	FY 2008 Adopted	FY 2008 Forecast	FY 2009 Current	FY 2009 Expanded	FY 2009 Adopted	FY 2009 Change
Miscellaneous Revenues	5,161	-	-	-	-	-	na
Reimb From Other Depts	1,641,846	1,511,400	1,511,400	1,105,100	-	1,105,100	(26.9%)
Property & Casualty Billings	3,913	6,300	6,300	-	-	-	(100.0%)
Workers Comp Billings	1,288	3,600	3,600	-	-	-	(100.0%)
Net Cost General Fund	4,636,530	5,207,300	4,803,900	4,930,600	-	4,930,600	(5.3%)
Total Funding	6,288,738	6,728,600	6,325,200	6,035,700	-	6,035,700	(10.3%)

FY 2008 Forecast: Savings in personal services reflect a high number of vacant positions within the department. While savings are accrued in this area, they are offset by higher operating costs as the department backfills positions with contracted work.

FY 2009 Current Expenditures: The Department is currently funded for 82% of approved positions. As a result, personal services expenditures are budgeted to decrease by 11.5% for FY 2009. This decrease results from a high rate of voluntary attrition and freezing vacant positions. Department operating expenses are decreasing by 2%, and the FY 2009 budget does not include any requests for capital outlay.

FY 2009 Revenues: Reimbursements from other departments are expected to decrease in FY 2009 as a result of changes in discretionary billable application support from divisions in the BCC Agency. These revenues are directly related to the amount of support each division anticipates requesting, and this decrease is due primarily to the reductions in discretionary IT spending of non-general fund departments as their revenues have dropped.

**Collier County Government
Fiscal Year 2009 Adopted Budget**

**Administrative Services Division
Information Technology Department
800 MHz Radio System Fund (188)**

Mission Statement

To provide funding for operational costs of the 800 MHz Inter-government Radio System, which provides service to 3,500 radios in thirty-seven (37) public safety and general government agencies or departments. Assure radio system availability 100% of the time.

Program Summary	FY 2009 Total FTE	FY 2009 Budget	FY 2009 Revenues	FY 2009 Net Cost
800 MHz Radio System Maintenance	-	1,139,900	1,139,900	-
To provide operational costs of the 800 MHz system including monthly utility costs and lease payments for tower sites, as well as periodic maintenance of on-site components.				
Reserves	-	57,000	57,000	-
Current Level of Service Budget	-	1,196,900	1,196,900	-
Total Adopted Budget	-	1,196,900	1,196,900	-

Program Budgetary Cost Summary	FY 2007 Actual	FY 2008 Adopted	FY 2008 Forecast	FY 2009 Current	FY 2009 Expanded	FY 2009 Adopted	FY 2009 Change
Operating Expense	1,172,024	1,180,300	1,178,500	1,139,900	-	1,139,900	(3.4%)
Capital Outlay	8,450	-	150,000	-	-	-	na
Net Operating Budget	1,180,474	1,180,300	1,328,500	1,139,900	-	1,139,900	(3.4%)
Reserves For Contingencies	-	59,000	-	57,000	-	57,000	(3.4%)
Total Budget	1,180,474	1,239,300	1,328,500	1,196,900	-	1,196,900	(3.4%)

Program Funding Sources	FY 2007 Actual	FY 2008 Adopted	FY 2008 Forecast	FY 2009 Current	FY 2009 Expanded	FY 2009 Adopted	FY 2009 Change
Charges For Services	641,211	656,200	646,000	651,300	-	651,300	(0.7%)
Miscellaneous Revenues	301,753	112,100	192,200	115,400	-	115,400	2.9%
Interest/Misc	4,089	-	-	-	-	-	na
Reimb From Other Depts	152,239	125,000	125,000	125,000	-	125,000	0 %
Trans fm 001 Gen Fund	155,700	100,400	100,400	291,700	-	291,700	190.5%
Carry Forward	252,223	284,000	323,000	58,100	-	58,100	(79.5%)
Negative 5% Revenue Reserve	-	(38,400)	-	(44,600)	-	(44,600)	16.1%
Total Funding	1,507,214	1,239,300	1,386,600	1,196,900	-	1,196,900	(3.4%)

FY 2008 Forecast: Operating Expenses reflect inflationary increases in utilities and maintenance agreements. Forecast capital outlay of \$150,000 is for improved radio coverage along I-75 and is directly offset by funding from the Collier County Sheriff's Office received in FY08.

FY 2009 Current: Charges for Service includes charges for radio maintenance (\$27,300) and proceeds from a \$12.50 surcharge on moving traffic violation fines (\$624,000). Revenue is forecast based on average monthly collections through April 2007. Miscellaneous Revenue is received from radio tower lease agreements.

**Collier County Government
Fiscal Year 2009 Adopted Budget**

**Administrative Services Division
Purchasing Department**

Department Budgetary Cost Summar	FY 2007 Actual	FY 2008 Adopted	FY 2008 Forecast	FY 2009 Current	FY 2009 Expanded	FY 2009 Adopted	FY 2009 Change
Personal Services	1,522,068	1,537,900	1,565,600	1,534,900	-	1,534,900	(0.2%)
Operating Expense	120,540	137,600	77,600	89,100	-	89,100	(35.2%)
Capital Outlay	12,228	10,300	-	8,200	-	8,200	(20.4%)
Net Operating Budget	1,654,836	1,685,800	1,643,200	1,632,200	-	1,632,200	(3.2%)
Total Budget	1,654,836	1,685,800	1,643,200	1,632,200	-	1,632,200	(3.2%)

Appropriations by Program	FY 2007 Actual	FY 2008 Adopted	FY 2008 Forecast	FY 2009 Current	FY 2009 Expanded	FY 2009 Adopted	FY 2009 Change
Purchasing Department (001)	1,654,836	1,685,800	1,643,200	1,632,200	-	1,632,200	(3.2%)
Total Net Budget	1,654,836	1,685,800	1,643,200	1,632,200	-	1,632,200	(3.2%)
Total Transfers and Reserves	-	-	-	-	-	-	na
Total Budget	1,654,836	1,685,800	1,643,200	1,632,200	-	1,632,200	(3.2%)

Department Funding Sources	FY 2007 Actual	FY 2008 Adopted	FY 2008 Forecast	FY 2009 Current	FY 2009 Expanded	FY 2009 Adopted	FY 2009 Change
Charges For Services	12,755	5,400	100	100	-	100	(98.1%)
Miscellaneous Revenues	327,195	350,000	350,000	175,000	-	175,000	(50.0%)
Net Cost General Fund	1,314,887	1,330,400	1,293,100	1,457,100	-	1,457,100	9.5%
Total Funding	1,654,836	1,685,800	1,643,200	1,632,200	-	1,632,200	(3.2%)

Department Position Summary	FY 2007 Actual	FY 2008 Adopted	FY 2008 Forecast	FY 2009 Current	FY 2009 Expanded	FY 2009 Adopted	FY 2009 Change
Purchasing Department (001)	20.50	20.50	20.50	20.50	-	20.50	0 %
Total FTE	20.50	20.50	20.50	20.50	-	20.50	0 %

**Collier County Government
Fiscal Year 2009 Adopted Budget**

**Administrative Services Division
Purchasing Department
Purchasing Department (001)**

Mission Statement

- To plan for and promote the open, proper and competitive procurement of commodities and services in a cost efficient and cost-effective manner.
- To provide various additional support services that efficiently and effectively facilitate the missions of the various using departments

Program Summary	FY 2009 Total FTE	FY 2009 Budget	FY 2009 Revenues	FY 2009 Net Cost
Departmental Administration/Overhead	2.00	182,825	100	182,725
Acquisition Planning and Production Develop and maintain multi-year acquisition plans; prepare, issue and administer formal sealed bid and proposal solicitations processes; facilitate staff selection and evaluation processes; review and approve executive summaries; publish newsletters and notify vendors of prospective bid/proposal opportunities. Issue non-negotiated agreements.	5.60	435,966	-	435,966
General Operations Support SAP production, training and support, mail pickup and delivery, and surplus property transfers and sales.	6.00	439,987	175,000	264,987
Contracts Administration Negotiate, process and issue consulting and other services agreements; review/prepare/negotiate and issue contract modifications, oversee vendor/contractor performance in coordination with user agencies. Institute and manage dispute resolution actions.	6.50	573,422	-	573,422
Unfilled Positions	0.40	-	-	-
Current Level of Service Budget	20.50	1,632,200	175,100	1,457,100
Total Adopted Budget	20.50	1,632,200	175,100	1,457,100

Program Performance Measures	FY 2007 Actual	FY 2008 Budget	FY 2008 Forecast	FY 2009 Budget
Number of employees trained in SAP system, purchasing, and contracting practices	509	400	340	360
Percent of bid invitations issued within 10 days of receipt	84	75	84	80
Percent of RFP's issued within 12 days of receipt	78	75	78	75

Program Budgetary Cost Summary	FY 2007 Actual	FY 2008 Adopted	FY 2008 Forecast	FY 2009 Current	FY 2009 Expanded	FY 2009 Adopted	FY 2009 Change
Personal Services	1,522,068	1,537,900	1,565,600	1,534,900	-	1,534,900	(0.2%)
Operating Expense	120,540	137,600	77,600	89,100	-	89,100	(35.2%)
Capital Outlay	12,228	10,300	-	8,200	-	8,200	(20.4%)
Net Operating Budget	1,654,836	1,685,800	1,643,200	1,632,200	-	1,632,200	(3.2%)
Total Budget	1,654,836	1,685,800	1,643,200	1,632,200	-	1,632,200	(3.2%)
Total FTE	20.50	20.50	20.50	20.50	-	20.50	0 %

Program Funding Sources	FY 2007 Actual	FY 2008 Adopted	FY 2008 Forecast	FY 2009 Current	FY 2009 Expanded	FY 2009 Adopted	FY 2009 Change
Charges For Services	12,755	5,400	100	100	-	100	(98.1%)
Miscellaneous Revenues	327,195	350,000	350,000	175,000	-	175,000	(50.0%)
Net Cost General Fund	1,314,887	1,330,400	1,293,100	1,457,100	-	1,457,100	9.5%
Total Funding	1,654,836	1,685,800	1,643,200	1,632,200	-	1,632,200	(3.2%)

Administrative Services Division
Purchasing Department

FY 2008 Forecast: Personal services expenses represent minimal attrition over the course of the fiscal year. Decreases in operating expenses reflect ongoing budget reduction efforts, as well as the unanticipated termination of the County's contract for mail delivery services. Capital expenditures were also eliminated as part of budget reduction efforts. Revenues are anticipated from the auction of surplus County property.

FY 2009 Current: The Department is funded for 98% of approved positions. Capital Outlay of \$8,200 is for the replacement of a golf cart for mail service delivery.

Revenues from the County's Surplus Auction are expected to decrease in FY 2009, as many departments defer the replacement of vehicles and machinery.

**Collier County Government
Fiscal Year 2009 Adopted Budget**

**Administrative Services Division
Risk Management Department**

Department Budgetary Cost Summar	FY 2007 Actual	FY 2008 Adopted	FY 2008 Forecast	FY 2009 Current	FY 2009 Expanded	FY 2009 Adopted	FY 2009 Change
Personal Services	1,071,564	1,104,200	1,072,900	1,100,300	-	1,100,300	(0.4%)
Operating Expense	37,527,802	40,084,400	39,053,900	38,384,500	-	38,384,500	(4.2%)
Property & Casualty Claims	-	1,250,000	1,300,000	1,300,000	-	1,300,000	4.0%
Short Term Disability Ins	350,021	319,600	385,000	385,000	-	385,000	20.5%
Long Term Disability Ins	446,081	474,000	375,000	391,000	-	391,000	(17.5%)
Workers Comp Ins	637,054	1,340,000	1,110,000	1,200,000	-	1,200,000	(10.4%)
Capital Outlay	19,031	54,700	42,700	2,700	-	2,700	(95.1%)
Net Operating Budget	40,051,553	44,626,900	43,339,500	42,763,500	-	42,763,500	(4.2%)
Reserves For Contingencies	-	827,100	-	767,400	-	767,400	(7.2%)
Reserves for Insurance	200,000	25,452,200	-	23,901,400	-	23,901,400	(6.1%)
Total Budget	40,251,553	70,906,200	43,339,500	67,432,300	-	67,432,300	(4.9%)

Appropriations by Program	FY 2007 Actual	FY 2008 Adopted	FY 2008 Forecast	FY 2009 Current	FY 2009 Expanded	FY 2009 Adopted	FY 2009 Change
Group Health & Life Insurance Fund (517)	29,939,925	30,802,000	33,362,400	32,219,600	-	32,219,600	4.6%
Property & Casualty Insurance Fund (516)	8,435,076	11,298,000	7,581,500	8,165,400	-	8,165,400	(27.7%)
Worker's Compensation Fund (518)	1,676,552	2,526,900	2,395,600	2,378,500	-	2,378,500	(5.9%)
Total Net Budget	40,051,553	44,626,900	43,339,500	42,763,500	-	42,763,500	(4.2%)
Total Transfers and Reserves	200,000	26,279,300	-	24,668,800	-	24,668,800	(6.1%)
Total Budget	40,251,553	70,906,200	43,339,500	67,432,300	-	67,432,300	(4.9%)

Department Funding Sources	FY 2007 Actual	FY 2008 Adopted	FY 2008 Forecast	FY 2009 Current	FY 2009 Expanded	FY 2009 Adopted	FY 2009 Change
Charges For Services	27	-	-	-	-	-	na
Miscellaneous Revenues	668,625	500,000	1,645,700	-	-	-	(100.0%)
Interest/Misc	266,200	-	-	-	-	-	na
Other Financing Sources	190	-	-	-	-	-	na
Property & Casualty Billings	11,133,538	11,438,500	8,164,300	8,898,900	-	8,898,900	(22.2%)
Group Health Billings	28,740,603	24,940,700	25,251,900	26,499,100	-	26,499,100	6.2%
Dental Billings	119,675	1,700,000	1,752,400	1,804,900	-	1,804,900	6.2%
Life Insurance Billings	1,037,451	815,700	795,700	795,700	-	795,700	(2.5%)
Short Term Disability Billings	774,623	399,000	399,900	399,900	-	399,900	0.2%
Long Term Disability Billings	223,009	474,000	374,400	391,000	-	391,000	(17.5%)
Workers Comp Billings	2,427,398	2,679,600	2,679,600	2,532,900	-	2,532,900	(5.5%)
Trans fm 001 Gen Fund	188,100	-	-	-	-	-	na
Carry Forward	23,139,877	27,958,700	28,385,500	26,109,900	-	26,109,900	(6.6%)
Total Funding	68,719,315	70,906,200	69,449,400	67,432,300	-	67,432,300	(4.9%)

Department Position Summary	FY 2007 Actual	FY 2008 Adopted	FY 2008 Forecast	FY 2009 Current	FY 2009 Expanded	FY 2009 Adopted	FY 2009 Change
Property & Casualty Insurance Fund (516)	3.00	3.00	3.00	3.00	-	3.00	0 %
Group Health & Life Insurance Fund (517)	5.75	5.75	5.75	5.75	-	5.75	0 %
Worker's Compensation Fund (518)	3.00	3.00	3.00	3.00	-	3.00	0 %
Total FTE	11.75	11.75	11.75	11.75	-	11.75	0 %

**Collier County Government
Fiscal Year 2009 Adopted Budget**

**Administrative Services Division
Risk Management Department
Property & Casualty Insurance Fund (516)**

Mission Statement

The mission of the Risk Management Department is to continuously develop, manage, and improve the County's risk finance, group insurance, safety, and occupational health programs in order to provide quality, cost-effective support to our customers; to protect the County's financial interests against frequent and/or catastrophic loss; and to do our utmost to assure that the County's employees go home safely each day.

Program Summary	FY 2009 Total FTE	FY 2009 Budget	FY 2009 Revenues	FY 2009 Net Cost
Property and Casualty Insurance Program	2.00	8,078,698	8,898,900	-820,202
To provide Property and Casualty Insurance, Risk Financing Services, Claims Management, and Loss Control services to County Departments and Constitutional Agencies pursuant to Florida Statutes Chapter 768.28.				
Safety and Loss Control Program	1.00	89,302	-	89,302
To develop Occupational Safety and Health Programs to prevent injury and illness to employees arising out of the work environment and to third parties. Standards utilized are in conformance with OSHA standards CFR 1910 and 1928; Florida Department of Transportation Maintenance of Traffic requirements				
Reserve for Claims Payment/Contingency	-	6,555,800	5,824,900	730,900
Current Level of Service Budget	3.00	14,723,800	14,723,800	-
Total Adopted Budget	3.00	14,723,800	14,723,800	-

Program Performance Measures	FY 2007 Actual	FY 2008 Budget	FY 2008 Forecast	FY 2009 Budget
General and E&O Liability Claims Handled	74	70	65	85
General and E&O Liability Claims per 100 FTE	72	75	70	72
Property Claims Handled	254	250	246	250
Recurrent Tests Performed	59	65	60	60

Program Budgetary Cost Summary	FY 2007 Actual	FY 2008 Adopted	FY 2008 Forecast	FY 2009 Current	FY 2009 Expanded	FY 2009 Adopted	FY 2009 Change
Personal Services	270,299	270,300	250,900	262,600	-	262,600	(2.8%)
Operating Expense	8,161,899	9,777,700	6,030,600	6,602,800	-	6,602,800	(32.5%)
Property & Casualty Claims	-	1,250,000	1,300,000	1,300,000	-	1,300,000	4.0%
Capital Outlay	2,879	-	-	-	-	-	na
Net Operating Budget	8,435,076	11,298,000	7,581,500	8,165,400	-	8,165,400	(27.7%)
Reserves For Contingencies	-	502,400	-	411,100	-	411,100	(18.2%)
Reserves for Insurance	(160,000)	6,090,700	-	6,147,300	-	6,147,300	0.9%
Total Budget	8,275,076	17,891,100	7,581,500	14,723,800	-	14,723,800	(17.7%)
Total FTE	3.00	3.00	3.00	3.00	-	3.00	0 %

Program Funding Sources	FY 2007 Actual	FY 2008 Adopted	FY 2008 Forecast	FY 2009 Current	FY 2009 Expanded	FY 2009 Adopted	FY 2009 Change
Miscellaneous Revenues	343,898	-	45,000	-	-	-	na
Interest/Misc	46,773	-	-	-	-	-	na
Property & Casualty Billings	11,097,388	11,438,500	8,164,300	8,898,900	-	8,898,900	(22.2%)
Trans fm 001 Gen Fund	188,100	-	-	-	-	-	na
Carry Forward	1,993,706	6,452,600	5,197,100	5,824,900	-	5,824,900	(9.7%)
Total Funding	13,669,865	17,891,100	13,406,400	14,723,800	-	14,723,800	(17.7%)

**Administrative Services Division
Risk Management Department**

FY 2008 Forecast: Savings in personal services are the result of a temporary vacancy. Reduced operating expenses reflect a favorable renewal on the County property insurance coverage. An increase in rates as well as insured values was anticipated in FY 2008; however, neither of these events occurred due to diminished storm activity in 2007, a leveling of insurable values, and a recapitalization of the property reinsurance markets. These conditions will also result in reduced rates for FY 2009.

FY 2009 Current: Insurance Claims expenditures are expected to remain relatively static, as a result of reduced payments related to lessened storm activity.

FY 2009 Revenue: Property and Casualty insurance billings are expected to be 22.2% below the FY 08 budget due to a reduction in allocated property insurance premiums.

**Collier County Government
Fiscal Year 2009 Adopted Budget**

**Administrative Services Division
Risk Management Department
Group Health & Life Insurance Fund (517)**

Mission Statement

The mission of the Risk Management Department is to continuously develop, manage, and improve the County's risk finance, group insurance, safety and occupational health programs in order to provide quality, cost-effective support to our customers; to protect the County's financial interests against frequent and/or catastrophic loss; and to do our utmost to assure that the County's employees go home safely each day.

Program Summary	FY 2009 Total FTE	FY 2009 Budget	FY 2009 Revenues	FY 2009 Net Cost
Departmental Administration/Overhead	2.00	409,994	-	409,994
Group Health Insurance Program	2.00	28,181,960	42,096,100	-13,914,140
To provide group health insurance benefits to eligible employees and their dependents.				
Group Disability Insurance Program	-	776,000	790,900	-14,900
To provide an income replacement safety net in the form of Short and Long Term Disability Insurance.				
Group Life Insurance Program	-	795,700	795,700	-
To provide death protection to employees and their beneficiaries in the form of one times salary life and accidental death protection benefits.				
Group Dental Insurance Program	-	1,804,900	1,804,900	-
To provide dental insurance benefits to eligible employees and their dependents.				
Wellness Program	1.75	257,646	-	257,646
To identify and educate employees who are at risk for premature illness or chronic health conditions and to promote participation in programs to prevent illness, enhance quality of life, and improve productivity.				
Reserve for Claims Payment/Contingency	-	13,261,400	-	13,261,400
Current Level of Service Budget				
	5.75	45,487,600	45,487,600	-
Total Adopted Budget				
	5.75	45,487,600	45,487,600	-

Program Performance Measures	FY 2007 Actual	FY 2008 Budget	FY 2008 Forecast	FY 2009 Budget
Claims Charges Processed by Claims Administrator	265,876	265,800	290,741	305,300
Covered Lives Served	4,865	5,000	4,985	4,900
Covered Lives Served per Group Benefit FTE	2,432	2,500	2,495	2,450
Employees Processed in Orientation	468	580	80	100
Employees Served	2,211	2,275	2,250	2,200
Employees Served per Group Benefit FTE	1,125	1,138	1,125	1,100
Wellness Assessments Completed	983	950	1,000	1,600

Program Budgetary Cost Summary	FY 2007 Actual	FY 2008 Adopted	FY 2008 Forecast	FY 2009 Current	FY 2009 Expanded	FY 2009 Adopted	FY 2009 Change
Personal Services	538,076	542,800	548,600	563,600	-	563,600	3.8%
Operating Expense	28,597,679	29,413,600	32,013,800	30,880,000	-	30,880,000	5.0%
Short Term Disability Ins	350,021	319,600	385,000	385,000	-	385,000	20.5%
Long Term Disability Ins	446,081	474,000	375,000	391,000	-	391,000	(17.5%)
Capital Outlay	8,068	52,000	40,000	-	-	-	(100.0%)
Net Operating Budget	29,939,925	30,802,000	33,362,400	32,219,600	-	32,219,600	4.6%
Reserves For Contingencies	-	265,400	-	294,100	-	294,100	10.8%
Reserves for Insurance	274,000	15,483,900	-	12,973,900	-	12,973,900	(16.2%)
Total Budget	30,213,925	46,551,300	33,362,400	45,487,600	-	45,487,600	(2.3%)
Total FTE	5.75	5.75	5.75	5.75	-	5.75	0 %

**Collier County Government
Fiscal Year 2009 Adopted Budget**

**Administrative Services Division
Risk Management Department
Group Health & Life Insurance Fund (517)**

Program Funding Sources	FY 2007 Actual	FY 2008 Adopted	FY 2008 Forecast	FY 2009 Current	FY 2009 Expanded	FY 2009 Adopted	FY 2009 Change
Miscellaneous Revenues	104,030	500,000	1,593,200	-	-	-	(100.0%)
Interest/Misc	179,723	-	-	-	-	-	na
Property & Casualty Billings	36,150	-	-	-	-	-	na
Group Health Billings	28,740,603	24,940,700	25,251,900	26,499,100	-	26,499,100	6.2%
Dental Billings	119,675	1,700,000	1,752,400	1,804,900	-	1,804,900	6.2%
Life Insurance Billings	1,037,451	815,700	795,700	795,700	-	795,700	(2.5%)
Short Term Disability Billings	774,623	399,000	399,900	399,900	-	399,900	0.2%
Long Term Disability Billings	223,009	474,000	374,400	391,000	-	391,000	(17.5%)
Carry Forward	17,725,947	17,721,900	18,791,900	15,597,000	-	15,597,000	(12.0%)
Total Funding	48,941,211	46,551,300	48,959,400	45,487,600	-	45,487,600	(2.3%)

FY 2008 Forecast: Health insurance claims expenditures are anticipated to exceed the claims budget by 9.3% in FY 2008. Reinsurance costs are expected to exceed the reinsurance budget by 22% in FY 2008 due to an increase at renewal. Claims and Reinsurance cost increases are a result of catastrophic claims in FY 2007 and FY 2008 that resulted in ongoing expenditures and higher reinsurance costs at renewal.

FY 2009 Current: Reinsurance premiums are budgeted to increase by 8% in FY 2009 in accordance with projected medical inflation. Dental insurance premiums are budgeted to increase by 3% in accordance with dental inflation. Health insurance claims are projected to increase 4% in anticipation of higher insurance claims costs. However, the health claims figure is moderated by anticipated plan design changes in FY 2009.

FY 2009 Revenue: Health Insurance premiums are based on an 80% (employer) and 20% (employee) cost sharing arrangement for health insurance. Allocated Health Insurance billings are based upon filled positions. The Health Insurance rate is budgeted to increase 8% in FY 2009; however, Health Insurance billings will increase by 6.2% in FY 2009 due to a reduction in the number of filled positions. Life insurance premiums are based upon actual ratable salary; as a result, life insurance billings are down 2.5% due to a reduction in budgeted positions and associated payroll. Long term disability billings are expected to be down by 17.50% due to reduced ratable payroll.

**Collier County Government
Fiscal Year 2009 Adopted Budget**

**Administrative Services Division
Risk Management Department
Worker's Compensation Fund (518)**

Mission Statement

The mission of the Risk Management Department is to continuously develop, manage, and improve the County's risk finance, group insurance, safety, and occupational health programs in order to provide quality, cost-effective support to our customers; to protect the County's financial interests against frequent and/or catastrophic loss; and to do our utmost to assure that the County's employees go home safely each day.

Program Summary	FY 2009 Total FTE	FY 2009 Budget	FY 2009 Revenues	FY 2009 Net Cost
Workers' Compensation Insurance & Subrogation Program To provide Workers' Compensation Insurance as required pursuant to Florida Statutes, Chapter 440. To provide financial recovery services to departments through the collection of funds expended by the County for damage to property.	1.00	1,975,632	2,532,900	-557,268
Safety and Loss Control Program To develop Occupational Safety and Health Program to prevent injury and illness to employees arising out of the work environment. Standards utilized are in conformance with OSHA standards CFR 1910 and 1928.	1.00	220,690	-	220,690
Occupational Health Program To provide pre-employment physicals and drug testing services; to provide recurrent testing; to triage injured employees; to provide medical care to injured employees within protocols; to assist in case management.	1.00	185,278	-	185,278
Reserve for Claims Payment/Contingency	-	4,839,300	4,688,000	151,300
Current Level of Service Budget	3.00	7,220,900	7,220,900	-
Total Adopted Budget	3.00	7,220,900	7,220,900	-

Program Performance Measures	FY 2007 Actual	FY 2008 Budget	FY 2008 Forecast	FY 2009 Budget
Accidents per 100 Employees	9.09	10.50	7.05	9.50
Employees Trained	3,060	3,000	4,500	4,000
Pre-employment Physicals Performed	364	400	230	230
Subrogation Dollars Collected	334,685	250,000	340,000	300,000
Worker's Compensation Claims	201	200	192	190

Program Budgetary Cost Summary	FY 2007 Actual	FY 2008 Adopted	FY 2008 Forecast	FY 2009 Current	FY 2009 Expanded	FY 2009 Adopted	FY 2009 Change
Personal Services	263,189	291,100	273,400	274,100	-	274,100	(5.8%)
Operating Expense	768,225	893,100	1,009,500	901,700	-	901,700	1.0%
Workers Comp Ins	637,054	1,340,000	1,110,000	1,200,000	-	1,200,000	(10.4%)
Capital Outlay	8,084	2,700	2,700	2,700	-	2,700	0 %
Net Operating Budget	1,676,552	2,526,900	2,395,600	2,378,500	-	2,378,500	(5.9%)
Reserves For Contingencies	-	59,300	-	62,200	-	62,200	4.9%
Reserves for Insurance	86,000	3,877,600	-	4,780,200	-	4,780,200	23.3%
Total Budget	1,762,552	6,463,800	2,395,600	7,220,900	-	7,220,900	11.7%
Total FTE	3.00	3.00	3.00	3.00	-	3.00	0 %

Program Funding Sources	FY 2007 Actual	FY 2008 Adopted	FY 2008 Forecast	FY 2009 Current	FY 2009 Expanded	FY 2009 Adopted	FY 2009 Change
Charges For Services	27	-	-	-	-	-	na
Miscellaneous Revenues	220,697	-	7,500	-	-	-	na
Interest/Misc	39,703	-	-	-	-	-	na
Other Financing Sources	190	-	-	-	-	-	na
Workers Comp Billings	2,427,398	2,679,600	2,679,600	2,532,900	-	2,532,900	(5.5%)
Carry Forward	3,420,224	3,784,200	4,396,500	4,688,000	-	4,688,000	23.9%
Total Funding	6,108,239	6,463,800	7,083,600	7,220,900	-	7,220,900	11.7%

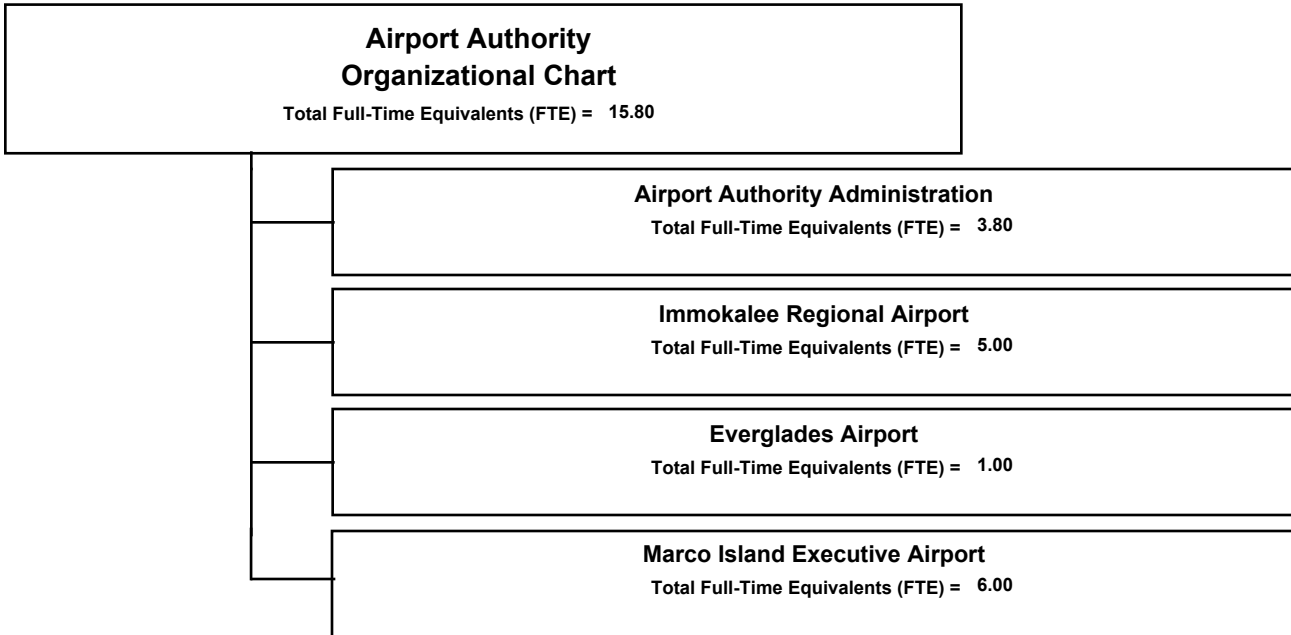
Administrative Services Division
Risk Management Department
Worker's Compensation Fund (518)

FY 2008 Forecast: Increases in operating expenses are attributed to costs associated with a reinsurance audit as well as unanticipated costs for the County's online safety training program; however, Workers' Compensation paid claims are expected to be 17.16% below budget in FY 08 due to favorable claims experience.

FY 2009 Current: The insurance claims budget is reduced by 10.4% as a result of favorable claims experience. Budgeted reinsurance premiums are being reduced by 17.3% due to favorable loss experience and a market reduction in reinsurance rates.

Capital Outlay of \$2,700 is for the purchase of a replacement projector in the Risk Management Training Room.

Airport Authority



Airport Authority
Theresa Cook, Executive Director

The Airport Authority's goals are to acquire, construct, improve, equip, operate, and regulate Everglades Airpark, Immokalee Regional Airport, and Marco Island Executive Airport per County Ordinance 2004-03, Section 2, Sub-Paragraph D. This includes oversight of the operations, maintenance, construction, development, improvement, and enforcement of regulations at all three (3) Collier County Airports. The Airport Authority consists of a seven (7) member board appointed by the Board of County Commissioners. Appointments are made initially for four (4) year terms. Board members meet once a month at the Marco Island Executive Airport. Their overall goal is to ensure that the three (3) airports have a positive impact on each community, enhance aviation, and support economic growth with minimal cost to Collier County citizens. To achieve that goal, the authority strives to increase revenue producing business and facilities at each airport.

An Executive Director and a staff of 15 employees have been employed to administer the short, medium and long term goals of the Airport Authority and the Board of County Commissioners and manage the day-to-day operations of the County's three (3) airports. The Administration Office is responsible for the continued compliance with Ordinance 2004-03, managing Federal and State Airport Grant Programs, and providing a safe and efficient system of Collier County owned airports.

The goals of the Airport Authority will be met by maintaining or increasing fuel sales over the previous year's amount, controlling and maintaining all airport functions such as maintenance, safety, security, and customer service, enforcing all Federal, State and local airport regulations and laws, and administering all tenant leases and customer relations. Securing and managing new grants, acquiring new tenants and capital improvement projects, administering public relations and economic development programs, and marketing the Industrial Park and the three airports are imperative in accomplishing the goals of the Airport Authority. It is also critical that the Airport Authority continue to develop the three (3) airports according to the County's Comprehensive Growth Management Plan, Federal and State integrated airport system plans and the Airport Authority's business plan.

The Airport Authority is located at Marco Island Executive Airport, 2005 Mainsail Drive. Following is a list of current members of the Board and a list of telephone numbers for more information on programs:

Airport Authority

Chairman	Byron Meade
Vice-Chairman	Michael Klein
Secretary	David Gardner
Board Member	Frank Secrest
Board Member	Lloyd Byerhof
Board Member	James Murray
Board Member	Stephen Price

Administration and Airport Staff

Airport Authority Administration	642-7878
Marco Island Executive Airport	394-3355
Everglades Airpark	695-2778
Immokalee Regional Airport	657-9003

**Collier County Government
Fiscal Year 2009 Adopted Budget**

Airport Authority

Division Budgetary Cost Summary	FY 2007 Actual	FY 2008 Adopted	FY 2008 Forecast	FY 2009 Current	FY 2009 Expanded	FY 2009 Adopted	FY 2009 Change
Personal Services	1,010,418	1,064,600	1,052,800	1,094,200	39,500	1,133,700	6.5%
Operating Expense	2,321,752	2,191,100	3,014,800	3,577,200	700	3,577,900	63.3%
Indirect Cost Reimburs	217,300	219,600	219,600	206,900	-	206,900	(5.8%)
Capital Outlay	802,641	147,000	141,100	17,000	-	17,000	(88.4%)
Debt Service - Interest	1,492	-	-	-	-	-	na
Total Net Budget	4,353,602	3,622,300	4,428,300	4,895,300	40,200	4,935,500	36.3 %
Trans to 496 Airport Cap Fd	2,200	-	-	-	-	-	na
Total Budget	4,355,802	3,622,300	4,428,300	4,895,300	40,200	4,935,500	36.3%

Appropriations by Department	FY 2007 Actual	FY 2008 Adopted	FY 2008 Forecast	FY 2009 Current	FY 2009 Expanded	FY 2009 Adopted	FY 2009 Change
Airport Authority Administration	665,162	698,800	751,900	680,100	-	680,100	(2.7%)
Immokalee Regional Airport	846,939	880,100	945,200	1,067,800	40,200	1,108,000	25.9%
Everglades Airport	202,490	203,900	226,000	209,300	-	209,300	2.6%
Marco Island Executive Airport	1,842,258	1,839,500	2,505,200	2,938,100	-	2,938,100	59.7%
Reserves, Interest, and Transfers	796,753	-	-	-	-	-	na
Total Net Budget	4,353,602	3,622,300	4,428,300	4,895,300	40,200	4,935,500	36.3%
Reserves, Interest, and Transfers	2,200	-	-	-	-	-	na
Total Transfers and Reserves	2,200	-	-	-	-	-	na
Total Budget	4,355,802	3,622,300	4,428,300	4,895,300	40,200	4,935,500	36.3%

**Collier County Government
Fiscal Year 2009 Adopted Budget**

Airport Authority

Division Funding Sources	FY 2007 Actual	FY 2008 Adopted	FY 2008 Forecast	FY 2009 Current	FY 2009 Expanded	FY 2009 Adopted	FY 2009 Change
Intergovernmental Revenues	-	-	-	-	-	-	na
Charges For Services	2,805,172	2,791,400	3,825,700	4,218,100	-	4,218,100	51.1%
Miscellaneous Revenues	43,621	4,600	8,600	4,700	-	4,700	2.2%
Interest/Misc	4,096	-	-	-	-	-	na
Other Financing Sources	(903,003)	-	-	-	-	-	na
Advance/Loan fm 001 Gen Fd	765,400	605,400	651,400	482,000	-	482,000	(20.4%)
Reimb From Other Depts	36,480	-	-	-	-	-	na
Trans fm Enterprise Fds	2,189,630	-	-	-	-	-	na
Trans fm 497 Airport Cap Fd	105,906	-	-	-	-	-	na
Carry Forward	363,138	360,700	384,400	441,800	-	441,800	22.5%
Negative 5% Revenue Reserve	-	(139,800)	-	(211,100)	-	(211,100)	51.0%
Total Funding	5,410,439	3,622,300	4,870,100	4,935,500	-	4,935,500	36.3%

Division Position Summary	FY 2007 Actual	FY 2008 Adopted	FY 2008 Forecast	FY 2009 Current	FY 2009 Expanded	FY 2009 Adopted	FY 2009 Change
Airport Authority Administration	3.80	3.80	3.80	3.80	-	3.80	0 %
Immokalee Regional Airport	4.00	4.00	4.00	4.00	1.00	5.00	25.0%
Everglades Airport	1.00	1.00	1.00	1.00	-	1.00	0 %
Marco Island Executive Airport	6.00	6.00	6.00	6.00	-	6.00	0 %
Total FTE	14.80	14.80	14.80	14.80	1.00	15.80	6.8%

**Collier County Government
Fiscal Year 2009 Adopted Budget**

**Airport Authority
Airport Authority Administration**

Department Budgetary Cost Summar	FY 2007 Actual	FY 2008 Adopted	FY 2008 Forecast	FY 2009 Current	FY 2009 Expanded	FY 2009 Adopted	FY 2009 Change
Personal Services	329,370	357,900	352,900	363,400	-	363,400	1.5%
Operating Expense	118,492	121,300	179,400	109,800	-	109,800	(9.5%)
Indirect Cost Reimburs	217,300	219,600	219,600	206,900	-	206,900	(5.8%)
Net Operating Budget	665,162	698,800	751,900	680,100	-	680,100	(2.7%)
Total Budget	665,162	698,800	751,900	680,100	-	680,100	(2.7%)

Appropriations by Program	FY 2007 Actual	FY 2008 Adopted	FY 2008 Forecast	FY 2009 Current	FY 2009 Expanded	FY 2009 Adopted	FY 2009 Change
Airport Authority Administration (495)	665,162	698,800	751,900	680,100	-	680,100	(2.7%)
Total Net Budget	665,162	698,800	751,900	680,100	-	680,100	(2.7%)
Total Transfers and Reserves	-	-	-	-	-	-	na
Total Budget	665,162	698,800	751,900	680,100	-	680,100	(2.7%)

Department Funding Sources	FY 2007 Actual	FY 2008 Adopted	FY 2008 Forecast	FY 2009 Current	FY 2009 Expanded	FY 2009 Adopted	FY 2009 Change
Charges For Services	350	-	-	-	-	-	na
Miscellaneous Revenues	2,297	-	-	-	-	-	na
Reimb From Other Depts	36,480	-	-	-	-	-	na
Total Funding	39,127	-	-	-	-	-	na

Department Position Summary	FY 2007 Actual	FY 2008 Adopted	FY 2008 Forecast	FY 2009 Current	FY 2009 Expanded	FY 2009 Adopted	FY 2009 Change
Airport Authority Administration (495)	3.80	3.80	3.80	3.80	-	3.80	0 %
Total FTE	3.80	3.80	3.80	3.80	-	3.80	0 %

**Collier County Government
Fiscal Year 2009 Adopted Budget**

**Airport Authority
Airport Authority Administration
Airport Authority Administration (495)**

Mission Statement

To acquire, establish, construct, enlarge, improve, maintain, equip, and regulate Everglades Airpark, Immokalee Regional Airport, and Marco Executive Airport per County Ordinance 2004-03. To assist with and facilitate Collier County's economic development and diversification programs.

Program Summary	FY 2009 Total FTE	FY 2009 Budget	FY 2009 Revenues	FY 2009 Net Cost
Departmental Administration/Overhead	3.80	680,100	-	680,100
To secure and manage new grants; direct and operate the three County airports to include the management of facilities, runways, tenant leases, and daily operations. Plan and develop the infrastructure through Airport Layout Plan update, PUD permitting, revised business plan, increased marketing and economic development. Insure the safety and security of all airports.				
Current Level of Service Budget	3.80	680,100	-	680,100
Total Adopted Budget	3.80	680,100	-	680,100

Program Performance Measures	FY 2007 Actual	FY 2008 Budget	FY 2008 Forecast	FY 2009 Budget
Gallons of fuel sold - Everglades	22,186	18,967	23,212	20,135
Gallons of fuel sold - Immokalee	106,871	119,328	119,285	121,868
Gallons of fuel sold - Marco	483,152	464,787	506,132	511,699

Program Budgetary Cost Summary	FY 2007 Actual	FY 2008 Adopted	FY 2008 Forecast	FY 2009 Current	FY 2009 Expanded	FY 2009 Adopted	FY 2009 Change
Personal Services	329,370	357,900	352,900	363,400	-	363,400	1.5%
Operating Expense	118,492	121,300	179,400	109,800	-	109,800	(9.5%)
Indirect Cost Reimburs	217,300	219,600	219,600	206,900	-	206,900	(5.8%)
Net Operating Budget	665,162	698,800	751,900	680,100	-	680,100	(2.7%)
Total Budget	665,162	698,800	751,900	680,100	-	680,100	(2.7%)
Total FTE	3.80	3.80	3.80	3.80	-	3.80	0 %

Program Funding Sources	FY 2007 Actual	FY 2008 Adopted	FY 2008 Forecast	FY 2009 Current	FY 2009 Expanded	FY 2009 Adopted	FY 2009 Change
Charges For Services	350	-	-	-	-	-	na
Miscellaneous Revenues	2,297	-	-	-	-	-	na
Reimb From Other Depts	36,480	-	-	-	-	-	na
Total Funding	39,127	-	-	-	-	-	na

Forecast FY 07/08 – Operating expenses increased by \$58,100 primarily due to an increase of \$63,600 for engineering consulting fees for Airport Layout Plans while being offset somewhat by a decrease of \$5,000 for professional development and training.

Current FY 08/09 – Operating expenses reflect a decreased cost of \$24,200. This was predominantly affected by decreased costs of \$12,700 for the indirect cost reimbursement, \$11,400 for IT direct client support, \$3,700 for fleet maintenance and repair charges, and \$4,000 for training and educational expenses. These decreases were partially offset by an increase of \$10,000 for engineering consulting fees.

**Collier County Government
Fiscal Year 2009 Adopted Budget**

**Airport Authority
Immokalee Regional Airport**

Department Budgetary Cost Summar	FY 2007 Actual	FY 2008 Adopted	FY 2008 Forecast	FY 2009 Current	FY 2009 Expanded	FY 2009 Adopted	FY 2009 Change
Personal Services	235,567	251,400	244,100	264,700	39,500	304,200	21.0%
Operating Expense	611,372	533,200	605,600	793,100	700	793,800	48.9%
Capital Outlay	-	95,500	95,500	10,000	-	10,000	(89.5%)
Net Operating Budget	846,939	880,100	945,200	1,067,800	40,200	1,108,000	25.9%
Total Budget	846,939	880,100	945,200	1,067,800	40,200	1,108,000	25.9%

Appropriations by Program	FY 2007 Actual	FY 2008 Adopted	FY 2008 Forecast	FY 2009 Current	FY 2009 Expanded	FY 2009 Adopted	FY 2009 Change
Immokalee Regional Airport (495)	846,939	880,100	945,200	1,067,800	40,200	1,108,000	25.9%
Total Net Budget	846,939	880,100	945,200	1,067,800	40,200	1,108,000	25.9%
Total Transfers and Reserves	-	-	-	-	-	-	na
Total Budget	846,939	880,100	945,200	1,067,800	40,200	1,108,000	25.9%

Department Funding Sources	FY 2007 Actual	FY 2008 Adopted	FY 2008 Forecast	FY 2009 Current	FY 2009 Expanded	FY 2009 Adopted	FY 2009 Change
Intergovernmental Revenues	5,000	-	-	-	-	-	na
Charges For Services	654,695	730,900	952,100	978,500	-	978,500	33.9%
Miscellaneous Revenues	15,080	4,300	8,100	4,400	-	4,400	2.3%
Total Funding	674,776	735,200	960,200	982,900	-	982,900	33.7%

Department Position Summary	FY 2007 Actual	FY 2008 Adopted	FY 2008 Forecast	FY 2009 Current	FY 2009 Expanded	FY 2009 Adopted	FY 2009 Change
Immokalee Regional Airport (495)	4.00	4.00	4.00	4.00	1.00	5.00	25.0%
Total FTE	4.00	4.00	4.00	4.00	1.00	5.00	25.0%

**Collier County Government
Fiscal Year 2009 Adopted Budget**

**Airport Authority
Immokalee Regional Airport
Immokalee Regional Airport (495)**

Program Summary	FY 2009 Total FTE	FY 2009 Budget	FY 2009 Revenues	FY 2009 Net Cost
Immokalee Regional Airport	4.00	1,067,800	982,900	84,900
Provide aviation fuel and services. Manage the airport operations, maintenance, safety, security, customer service and enforcement of Federal, State and local airport rules, regulations and laws, and continue to improve and maintain a high level of service to our tenants.				
Current Level of Service Budget	4.00	1,067,800	982,900	84,900
Program Enhancements	FY 2009 Total FTE	FY 2009 Budget	FY 2009 Revenues	FY 2009 Net Cost
Immokalee Airport - Maintenance Worker	1.00	40,200	-	40,200
Additional Maintenance Worker for the Immokalee Airport				
Expanded Services Budget	1.00	40,200	-	40,200
Total Adopted Budget	5.00	1,108,000	982,900	125,100

Program Budgetary Cost Summary	FY 2007 Actual	FY 2008 Adopted	FY 2008 Forecast	FY 2009 Current	FY 2009 Expanded	FY 2009 Adopted	FY 2009 Change
Personal Services	235,567	251,400	244,100	264,700	39,500	304,200	21.0%
Operating Expense	611,372	533,200	605,600	793,100	700	793,800	48.9%
Capital Outlay	-	95,500	95,500	10,000	-	10,000	(89.5%)
Net Operating Budget	846,939	880,100	945,200	1,067,800	40,200	1,108,000	25.9%
Total Budget	846,939	880,100	945,200	1,067,800	40,200	1,108,000	25.9%
Total FTE	4.00	4.00	4.00	4.00	1.00	5.00	25.0%

Program Funding Sources	FY 2007 Actual	FY 2008 Adopted	FY 2008 Forecast	FY 2009 Current	FY 2009 Expanded	FY 2009 Adopted	FY 2009 Change
Intergovernmental Revenues	5,000	-	-	-	-	-	na
Charges For Services	654,695	730,900	952,100	978,500	-	978,500	33.9%
Miscellaneous Revenues	15,080	4,300	8,100	4,400	-	4,400	2.3%
Total Funding	674,776	735,200	960,200	982,900	-	982,900	33.7%

Forecast FY 07/08 – Operating expenses increased by \$72,400 predominantly due to increased costs for Av Gas fuel of \$58,600 and Jet A fuel of \$39,200 and a decrease in property insurance of \$25,400.

Revenue FY 07/08 – Overall forecast revenue increased by \$225,000. The main increases include \$72,800 for AV Gas fuel sales, \$57,200 for Jet A fuel sales, and \$90,000 for a land lease for sod farming.

Current FY 08/09 – There are increases in operating expenses of \$260,200. The largest increases are \$139,400 for Jet A fuel, \$86,000 for AV gas fuel, \$15,000 to replace runway lights, \$8,900 for credit card collection services, and \$11,900 for gasoline for airport vehicles. A chipper for vegetation management is being purchased for \$10,000 in Capital Outlay

Revenue FY08/09 - Revenue will increase by \$247,700. This is mainly due to increases of \$91,500 for AV Gas fuel sales and \$151,100 for the sale of Jet A fuel.

Expanded FY08/09 - A maintenance worker is being requested because the Immokalee Airport has seen an increase in aviation traffic, fuel sales, and other airport uses, i.e. events, race traffic, and customer service needs from increased commercial use/public traffic. The fuel sales have increased from 40,415 gallons in 2004 to 106,870 gallons in 2007. The Immokalee Airport staff has additionally taken on more responsibilities at all three airports in vegetation management, maintenance and repair of tools and equipment, and in house projects. Total costs for this position and necessary operating expenses are \$40,200.

**Collier County Government
Fiscal Year 2009 Adopted Budget**

**Airport Authority
Everglades Airport**

Department Budgetary Cost Summar	FY 2007 Actual	FY 2008 Adopted	FY 2008 Forecast	FY 2009 Current	FY 2009 Expanded	FY 2009 Adopted	FY 2009 Change
Personal Services	64,316	65,700	67,000	68,700	-	68,700	4.6%
Operating Expense	138,175	108,300	130,600	140,600	-	140,600	29.8%
Capital Outlay	-	29,900	28,400	-	-	-	(100.0%)
Net Operating Budget	202,490	203,900	226,000	209,300	-	209,300	2.6%
Total Budget	202,490	203,900	226,000	209,300	-	209,300	2.6%

Appropriations by Program	FY 2007 Actual	FY 2008 Adopted	FY 2008 Forecast	FY 2009 Current	FY 2009 Expanded	FY 2009 Adopted	FY 2009 Change
Everglades Airport (495)	202,490	203,900	226,000	209,300	-	209,300	2.6%
Total Net Budget	202,490	203,900	226,000	209,300	-	209,300	2.6%
Total Transfers and Reserves	-	-	-	-	-	-	na
Total Budget	202,490	203,900	226,000	209,300	-	209,300	2.6%

Department Funding Sources	FY 2007 Actual	FY 2008 Adopted	FY 2008 Forecast	FY 2009 Current	FY 2009 Expanded	FY 2009 Adopted	FY 2009 Change
Charges For Services	82,301	84,100	101,200	120,200	-	120,200	42.9%
Miscellaneous Revenues	11,891	-	-	-	-	-	na
Total Funding	94,191	84,100	101,200	120,200	-	120,200	42.9%

Department Position Summary	FY 2007 Actual	FY 2008 Adopted	FY 2008 Forecast	FY 2009 Current	FY 2009 Expanded	FY 2009 Adopted	FY 2009 Change
Everglades Airport (495)	1.00	1.00	1.00	1.00	-	1.00	0 %
Total FTE	1.00	1.00	1.00	1.00	-	1.00	0 %

**Collier County Government
Fiscal Year 2009 Adopted Budget**

**Airport Authority
Everglades Airport
Everglades Airport (495)**

Program Summary	FY 2009 Total FTE	FY 2009 Budget	FY 2009 Revenues	FY 2009 Net Cost
Everglades Airpark	1.00	209,300	120,200	89,100
Provide aviation fuel and services. Manage the airport operations, maintenance, safety, security, customer service and enforcement of Federal, State and local airport rules, regulations and laws, and continue to improve and maintain a high level of service to our tenants.				
Current Level of Service Budget	1.00	209,300	120,200	89,100
Total Adopted Budget	1.00	209,300	120,200	89,100

Program Budgetary Cost Summary	FY 2007 Actual	FY 2008 Adopted	FY 2008 Forecast	FY 2009 Current	FY 2009 Expanded	FY 2009 Adopted	FY 2009 Change
Personal Services	64,316	65,700	67,000	68,700	-	68,700	4.6%
Operating Expense	138,175	108,300	130,600	140,600	-	140,600	29.8%
Capital Outlay	-	29,900	28,400	-	-	-	(100.0%)
Net Operating Budget	202,490	203,900	226,000	209,300	-	209,300	2.6%
Total Budget	202,490	203,900	226,000	209,300	-	209,300	2.6%
Total FTE	1.00	1.00	1.00	1.00	-	1.00	0 %

Program Funding Sources	FY 2007 Actual	FY 2008 Adopted	FY 2008 Forecast	FY 2009 Current	FY 2009 Expanded	FY 2009 Adopted	FY 2009 Change
Charges For Services	82,301	84,100	101,200	120,200	-	120,200	42.9%
Miscellaneous Revenues	11,891	-	-	-	-	-	na
Total Funding	94,191	84,100	101,200	120,200	-	120,200	42.9%

Forecast FY07/08 - Operating Expenses increased by \$22,300 primarily due to the increased cost of AV Gas by \$28,800.

Revenue FY07/08 - Revenue increased for AV Gas fuel sales by \$30,800 but was offset by a decrease \$13,900 due to the loss of the use of the Airport T-Hangers.

Current FY 08/09 - Operating expenses are driven by an increase of \$34,900 for the cost of AV Gas fuel.

Revenue FY 08/09 - The budgeted revenue's increase is due to key increases of \$33,700 in AV gas fuel sales and \$2,100 which reflects only a partial year's revenue for Airport T-Hanger fees.

**Collier County Government
Fiscal Year 2009 Adopted Budget**

**Airport Authority
Marco Island Executive Airport**

Department Budgetary Cost Summar	FY 2007 Actual	FY 2008 Adopted	FY 2008 Forecast	FY 2009 Current	FY 2009 Expanded	FY 2009 Adopted	FY 2009 Change
Personal Services	368,258	389,600	388,800	397,400	-	397,400	2.0%
Operating Expense	1,474,000	1,428,300	2,099,200	2,533,700	-	2,533,700	77.4%
Capital Outlay	-	21,600	17,200	7,000	-	7,000	(67.6%)
Net Operating Budget	1,842,258	1,839,500	2,505,200	2,938,100	-	2,938,100	59.7%
Total Budget	1,842,258	1,839,500	2,505,200	2,938,100	-	2,938,100	59.7%

Appropriations by Program	FY 2007 Actual	FY 2008 Adopted	FY 2008 Forecast	FY 2009 Current	FY 2009 Expanded	FY 2009 Adopted	FY 2009 Change
Marco Island Executive Airport (495)	1,842,258	1,839,500	2,505,200	2,938,100	-	2,938,100	59.7%
Total Net Budget	1,842,258	1,839,500	2,505,200	2,938,100	-	2,938,100	59.7%
Total Transfers and Reserves	-	-	-	-	-	-	na
Total Budget	1,842,258	1,839,500	2,505,200	2,938,100	-	2,938,100	59.7%

Department Funding Sources	FY 2007 Actual	FY 2008 Adopted	FY 2008 Forecast	FY 2009 Current	FY 2009 Expanded	FY 2009 Adopted	FY 2009 Change
Intergovernmental Revenues	3,337	-	-	-	-	-	na
Charges For Services	2,067,826	1,976,400	2,772,400	3,119,400	-	3,119,400	57.8%
Miscellaneous Revenues	6,016	300	500	300	-	300	0 %
Total Funding	2,077,179	1,976,700	2,772,900	3,119,700	-	3,119,700	57.8%

Department Position Summary	FY 2007 Actual	FY 2008 Adopted	FY 2008 Forecast	FY 2009 Current	FY 2009 Expanded	FY 2009 Adopted	FY 2009 Change
Marco Island Executive Airport (495)	6.00	6.00	6.00	6.00	-	6.00	0 %
Total FTE	6.00	6.00	6.00	6.00	-	6.00	0 %

**Collier County Government
Fiscal Year 2009 Adopted Budget**

**Airport Authority
Marco Island Executive Airport
Marco Island Executive Airport (495)**

Program Summary	FY 2009 Total FTE	FY 2009 Budget	FY 2009 Revenues	FY 2009 Net Cost
Marco Island Executive Airport	6.00	2,938,100	3,119,700	-181,600
Provide aviation fuel and services. Manage the airport operations, maintenance, safety, security, customer service and enforcement of Federal, State and local airport rules, regulations and laws, and continue to improve and maintain a high level of service to our tenants.				
Current Level of Service Budget	6.00	2,938,100	3,119,700	-181,600
Total Adopted Budget	6.00	2,938,100	3,119,700	-181,600

Program Budgetary Cost Summary	FY 2007 Actual	FY 2008 Adopted	FY 2008 Forecast	FY 2009 Current	FY 2009 Expanded	FY 2009 Adopted	FY 2009 Change
Personal Services	368,258	389,600	388,800	397,400	-	397,400	2.0%
Operating Expense	1,474,000	1,428,300	2,099,200	2,533,700	-	2,533,700	77.4%
Capital Outlay	-	21,600	17,200	7,000	-	7,000	(67.6%)
Net Operating Budget	1,842,258	1,839,500	2,505,200	2,938,100	-	2,938,100	59.7%
Total Budget	1,842,258	1,839,500	2,505,200	2,938,100	-	2,938,100	59.7%
Total FTE	6.00	6.00	6.00	6.00	-	6.00	0 %

Program Funding Sources	FY 2007 Actual	FY 2008 Adopted	FY 2008 Forecast	FY 2009 Current	FY 2009 Expanded	FY 2009 Adopted	FY 2009 Change
Intergovernmental Revenues	3,337	-	-	-	-	-	na
Charges For Services	2,067,826	1,976,400	2,772,400	3,119,400	-	3,119,400	57.8%
Miscellaneous Revenues	6,016	300	500	300	-	300	0 %
Total Funding	2,077,179	1,976,700	2,772,900	3,119,700	-	3,119,700	57.8%

Forecast FY07/08 - There was an increase of \$670,900 in operating expenses which were almost entirely due to the escalating costs and demand of Jet A fuel and AV Gas fuel which increased by \$589,300 and \$109,600 respectively while being offset by a decrease of \$12,500 for property insurance.

Revenue FY 07/08 – The additional forecast revenue was primarily generated from increased Jet A fuel sales of \$636,800 and AV Gas fuel sales of \$143,400.

Current FY 08/09 – There are increases in operating expenses of \$1,105,400. The key increases are \$842,900 for Jet A fuel, \$230,100 for AV Gas fuel, \$20,900 for credit card collection services, and \$7,800 for fleet maintenance charges. Capital Outlay includes funding of \$7,000 to refurbish the AV Gas truck.

Revenue FY08/09 - Revenue will increase by \$1,143,000. This is primarily due to increases of \$868,300 for the sale of Jet A fuel, \$250,300 for AV Gas fuel, and \$18,600 for Airport Tie-Down fees .

**Collier County Government
Fiscal Year 2009 Adopted Budget**

**Airport Authority
Reserves, Interest, and Transfers**

Department Budgetary Cost Summar	FY 2007 Actual	FY 2008 Adopted	FY 2008 Forecast	FY 2009 Current	FY 2009 Expanded	FY 2009 Adopted	FY 2009 Change
Personal Services	12,907	-	-	-	-	-	na
Operating Expense	(20,287)	-	-	-	-	-	na
Capital Outlay	802,641	-	-	-	-	-	na
Debt Service - Interest	1,492	-	-	-	-	-	na
Net Operating Budget	796,753	-	-	-	-	-	na
Trans to 496 Airport Cap Fd	2,200	-	-	-	-	-	na
Total Budget	798,953	-	-	-	-	-	na

Appropriations by Program	FY 2007 Actual	FY 2008 Adopted	FY 2008 Forecast	FY 2009 Current	FY 2009 Expanded	FY 2009 Adopted	FY 2009 Change
Airport Authority Fund (495)	796,753	-	-	-	-	-	na
Total Net Budget	796,753	-	-	-	-	-	na
Total Transfers and Reserves	2,200	-	-	-	-	-	na
Total Budget	798,953	-	-	-	-	-	na

Department Funding Sources	FY 2007 Actual	FY 2008 Adopted	FY 2008 Forecast	FY 2009 Current	FY 2009 Expanded	FY 2009 Adopted	FY 2009 Change
Intergovernmental Revenues	(8,337)	-	-	-	-	-	na
Miscellaneous Revenues	8,337	-	-	-	-	-	na
Interest/Misc	4,096	-	-	-	-	-	na
Other Financing Sources	(903,003)	-	-	-	-	-	na
Advance/Loan fm 001 Gen Fd	765,400	605,400	651,400	482,000	-	482,000	(20.4%)
Trans fm Enterprise Fds	2,189,630	-	-	-	-	-	na
Trans fm 497 Airport Cap Fd	105,906	-	-	-	-	-	na
Carry Forward	363,138	360,700	384,400	441,800	-	441,800	22.5%
Negative 5% Revenue Reserve	-	(139,800)	-	(211,100)	-	(211,100)	51.0%
Total Funding	2,525,166	826,300	1,035,800	712,700	-	712,700	(13.7%)

**Collier County Government
Fiscal Year 2009 Adopted Budget**

**Airport Authority
Reserves, Interest, and Transfers
Airport Authority Fund (495)**

Program Summary	FY 2009 Total FTE	FY 2009 Budget	FY 2009 Revenues	FY 2009 Net Cost
Reserves/Transfer/Carry Forward	-	-	712,700	-712,700
Current Level of Service Budget	-	-	712,700	-712,700
Total Adopted Budget	-	-	712,700	-712,700

Program Budgetary Cost Summary	FY 2007 Actual	FY 2008 Adopted	FY 2008 Forecast	FY 2009 Current	FY 2009 Expanded	FY 2009 Adopted	FY 2009 Change
Personal Services	12,907	-	-	-	-	-	na
Operating Expense	(20,287)	-	-	-	-	-	na
Capital Outlay	802,641	-	-	-	-	-	na
Debt Service - Interest	1,492	-	-	-	-	-	na
Net Operating Budget	796,753	-	-	-	-	-	na
Trans to 496 Airport Cap Fd	2,200	-	-	-	-	-	na
Total Budget	798,953	-	-	-	-	-	na

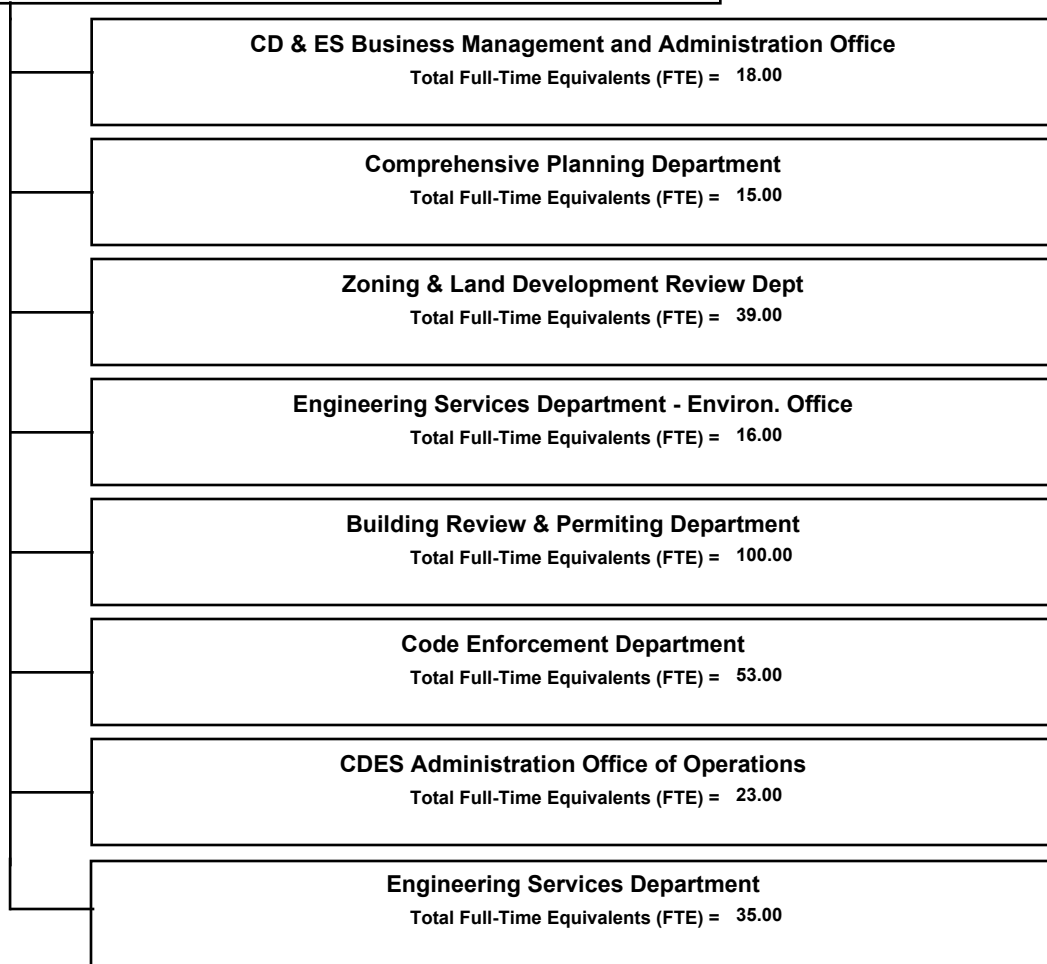
Program Funding Sources	FY 2007 Actual	FY 2008 Adopted	FY 2008 Forecast	FY 2009 Current	FY 2009 Expanded	FY 2009 Adopted	FY 2009 Change
Intergovernmental Revenues	(8,337)	-	-	-	-	-	na
Miscellaneous Revenues	8,337	-	-	-	-	-	na
Interest/Misc	4,096	-	-	-	-	-	na
Other Financing Sources	(566,499)	-	-	-	-	-	na
Advance/Loan fm 001 Gen Fd	765,400	605,400	651,400	482,000	-	482,000	(20.4%)
Trans fm Enterprise Fds	2,189,630	-	-	-	-	-	na
Trans fm 497 Airport Cap Fd	105,906	-	-	-	-	-	na
Carry Forward	363,138	360,700	384,400	441,800	-	441,800	22.5%
Negative 5% Revenue Reserve	-	(139,800)	-	(211,100)	-	(211,100)	51.0%
Total Funding	2,861,670	826,300	1,035,800	712,700	-	712,700	(13.7%)

Current FY08/09 - Although the Airport Authority doesn't meet the budget policy of a 2% reduction from the FY07/08 budget, there are mitigating factors to explain this increase. The cost of oil related products doesn't seem to have yet found its ceiling and much of the Airport Authority's expenses and income are derived from the purchase and resale of Jet A fuel and AV Gas. Of the \$1,313,200 increase in the total FY08/09 budget, \$1,333,300 of the increase is directly attributable to Jet A fuel and AV Gas (this will be offset largely by a decrease in capital outlay of \$130,000). This illustrates that the Airport Authority diligently tried to cut its operating costs as much as possible. Furthermore, and probably more importantly, the transfer from the General Fund decreased from \$605,400 to \$482,000 (a dollar change of -\$123,400 and a percentage change of -20.4%).

Community Development & Environmental Services Division

Community Development & Environmental Services Division Organizational Chart

Total Full-Time Equivalents (FTE) = 299.00



Community Development & Environmental Services Division

Joseph K. Schmitt

"Quality Services, Quality Communities, Quality of Life"

The Community Development and Environmental Services Division is dedicated to the development, enhancement, and preservation of communities and neighborhoods throughout Collier County. Our mission is to provide Collier County effective, professional comprehensive community planning and governmental regulation of orderly development of communities through effective enforcement of the Collier County Growth Management Plan, Land Development Code, Florida Building Code and Collier County Code of Laws and Ordinances

We strive to reach this goal by implementing and promoting programs that:

- Ensure effective growth management of communities and neighborhoods throughout Collier County.
- Enforce and emphasize the Collier County Comprehensive Growth Management Plan and Land Development Code community character and development standards.
- Certify compliance of construction standards as defined in the Florida Building Code.
- Preserve and protect wildlife and habitat as prescribed in existing federal, state and local laws.

We are committed to providing efficient, professional, and courteous service.

The Community Development and Environmental Services (CDES) Division is responsible for providing information and services associated with building permits, inspections, investigations, development plans, and land use petitions for properties located in Collier County. The Division provides guidance for the long-term use of land and public facilities to assure quality growth and enhance the community's quality of life, pursuant to local ordinances and Florida State growth management laws. Environmental Services include developing current and long range plans to protect and enhance the County's water, native habitats, and wildlife resources.

The Division's services are provided by the following primary departments: Administration, Engineering & Environmental Services Department, Comprehensive Planning Department, Department of Zoning and Land Development Review, Building Review and Permitting Department, and the Code Enforcement Department.

The total budget for FY 09 is \$31,244,400 a decrease of \$9,203,100 (22.8%) from FY 08. Since FY 07, the total budget for CDES has decreased \$24,104,700 (43.6%) Ad valorem taxes, building permit and development fees, and utility franchise fees fund the departments within the Community Development and Environmental Services Division.

The total number of full time funded FTE's in the Division for FY 09 is 214. The number of authorized FTE's totals 299. Eighty five (85) positions contained within this FY 09 budget, while authorized, are frozen and not funded. The number of funded positions has been reduced during the past year through attrition, staff participation in the County's Voluntary Separation Incentive Program, and through a series of mandatory reductions in force.

The Division strives to create an organization, and a budget, which is correctly sized to the levels of our work demands. In a moderating construction environment, the CDES FY 09 budget has responded in two manners:

- Each Department has reduced funded staffing to levels commensurate with workload, and strives to budget the most conservative levels of operating and capital expenses that are possible.
- The entire Division is focused on dramatically improving the efficiency of all business processes, with initiatives such as the implementation of the new comprehensive Municipal Software's City View "state of the art" information technology system.

The following is a list of phone numbers for more information on programs and services provided by the Community Development and Environmental Services Division.

Division Administration - 252-2385
Building Review and Permitting - 252-2401
Code Enforcement Department - 252-2440
Comprehensive Planning Department - 252-5749
Department of Zoning and Land Development Review - 252-2476
Engineering & Environmental Services Department - 252-5744

**Collier County Government
Fiscal Year 2009 Adopted Budget**

Community Development & Environmental Services Division

Division Budgetary Cost Summary	FY 2007 Actual	FY 2008 Adopted	FY 2008 Forecast	FY 2009 Current	FY 2009 Expanded	FY 2009 Adopted	FY 2009 Change
Personal Services	20,089,994	19,562,100	19,194,200	16,461,100	-	16,461,100	(15.9%)
Operating Expense	4,665,712	8,249,700	4,914,600	6,327,100	-	6,327,100	(23.3%)
Indirect Cost Reimburs	1,751,000	1,901,000	1,901,000	2,008,100	-	2,008,100	5.6%
Capital Outlay	546,382	231,900	127,300	8,500	-	8,500	(96.3%)
Grants and Aid	-	750,000	750,000	307,500	-	307,500	(59.0%)
Remittances	911,581	1,597,100	963,200	705,300	-	705,300	(55.8%)
Total Net Budget	27,964,669	32,291,800	27,850,300	25,817,600	-	25,817,600	(20.0)%
Trans to General Fund	126,200	134,500	134,500	92,400	-	92,400	(31.3%)
Trans to 101 Transp Op Fd	383,100	247,900	247,900	247,900	-	247,900	0 %
Trans to 111 Unincorp Gen Fd	1,699,200	390,700	311,400	232,200	-	232,200	(40.6%)
Trans to 113 Com Dev Fd	516,667	260,000	260,000	-	-	-	(100.0%)
Trans to 114 Pollutn Ctrl Fd	50,000	50,000	-	-	-	-	(100.0%)
Trans to 131 Plan Serv Fd	178,000	260,000	260,000	-	-	-	(100.0%)
Trans to 210 Debt Serv Fd	253,500	254,100	254,100	253,700	-	253,700	(0.2%)
Trans to 215 Debt Serv Fd	4,818,746	-	-	-	-	-	na
Trans to 299 Debt Serv Fd	1,497,032	-	-	-	-	-	na
Trans to 301 Co Wide Cap Fd	600,900	573,300	573,300	74,800	-	74,800	(87.0%)
Reserves For Contingencies	-	1,034,800	-	927,600	-	927,600	(10.4%)
Reserves For Debt Service	-	966,100	-	966,100	-	966,100	0 %
Reserves For Capital	-	3,352,600	-	1,759,000	-	1,759,000	(47.5%)
Reserves For Cash Flow	-	1,180,900	-	873,100	-	873,100	(26.1%)
Reserve for Attrition	-	(549,200)	-	-	-	-	(100.0%)
Total Budget	38,088,014	40,447,500	29,891,500	31,244,400	-	31,244,400	(22.8)%

Appropriations by Department	FY 2007 Actual	FY 2008 Adopted	FY 2008 Forecast	FY 2009 Current	FY 2009 Expanded	FY 2009 Adopted	FY 2009 Change
CD & ES Business Management and Administration Office	5,816,892	6,793,000	6,388,200	5,166,800	-	5,166,800	(23.9%)
Comprehensive Planning Department	1,622,965	1,697,200	1,642,400	1,603,200	-	1,603,200	(5.5%)
Zoning & Land Development Review Dept	3,031,517	2,937,200	2,658,900	2,489,300	-	2,489,300	(15.2%)
Engineering Services Department - Environ. Office	1,094,969	952,600	860,000	778,900	-	778,900	(18.2%)
Building Review & Permitting Department	7,321,867	7,156,200	6,724,900	5,052,700	-	5,052,700	(29.4%)
Code Enforcement Department	4,393,320	4,479,300	4,483,000	4,243,600	-	4,243,600	(5.3%)
CDES Administration Office of Operations	1,611,868	1,681,200	1,652,500	1,389,800	-	1,389,800	(17.3%)
Engineering Services Department	3,071,271	6,595,100	3,440,400	5,093,300	-	5,093,300	(22.8%)
Total Net Budget	27,964,669	32,291,800	27,850,300	25,817,600	-	25,817,600	(20.0)%
CDES Administration Office of Operations	-	494,800	-	541,500	-	541,500	9.4%
Reserves and Transfers	10,123,345	7,660,900	2,041,200	4,885,300	-	4,885,300	(36.2%)
Total Transfers and Reserves	10,123,345	8,155,700	2,041,200	5,426,800	-	5,426,800	(33.5)%
Total Budget	38,088,014	40,447,500	29,891,500	31,244,400	-	31,244,400	(22.8)%

**Collier County Government
Fiscal Year 2009 Adopted Budget**

Community Development & Environmental Services Division

Division Funding Sources	FY 2007 Actual	FY 2008 Adopted	FY 2008 Forecast	FY 2009 Current	FY 2009 Expanded	FY 2009 Adopted	FY 2009 Change
Franchise Fees	158,431	120,000	150,000	225,000	-	225,000	87.5%
Licenses & Permits	4,585,216	5,668,800	5,240,100	4,571,000	-	4,571,000	(19.4%)
Building Permits	7,054,324	7,015,000	5,042,000	4,910,000	-	4,910,000	(30.0%)
Reinspection Fees	2,177,645	2,660,000	1,753,600	1,350,000	-	1,350,000	(49.2%)
CATV Franchise Fees	5,074,746	4,600,000	5,074,800	5,100,000	-	5,100,000	10.9%
Intergovernmental Revenues	61,300	142,400	-	90,000	-	90,000	(36.8%)
Charges For Services	3,443,254	3,433,100	3,044,100	3,364,200	-	3,364,200	(2.0%)
Fines & Forfeitures	386,991	710,000	505,000	446,000	-	446,000	(37.2%)
Miscellaneous Revenues	91,340	53,000	292,700	125,000	-	125,000	135.8%
Interest/Misc	631,493	122,000	271,300	173,000	-	173,000	41.8%
Assessments	42,097	35,000	10,000	25,000	-	25,000	(28.6%)
Reimb From Other Depts	350,902	247,000	247,000	260,000	-	260,000	5.3%
Net Cost General Fund	1,111,836	5,722,900	2,043,700	3,741,400	-	3,741,400	(34.6%)
Net Cost MSTD General Fund	401,272	436,700	521,500	(42,400)	-	(42,400)	(109.7%)
Net Cost Community Development	(5,259,598)	-	(2,743,300)	-	-	-	na
Net Cost Planning Services	(3,600,250)	-	(2,279,500)	-	-	-	na
Trans fm 001 Gen Fund	159,800	747,400	696,200	307,500	-	307,500	(58.9%)
Trans fm 111 MSTD Gen Fd	317,000	360,000	360,000	577,700	-	577,700	60.5%
Trans fm 113 Comm Dev Fd	178,000	260,000	260,000	-	-	-	(100.0%)
Trans fm 131 Dev Serv Fd	516,667	260,000	260,000	-	-	-	(100.0%)
Trans fm 172 Conserv Collier Fd	4,000	-	-	-	-	-	na
Trans fm 310 CDES Cap Fd	-	260,000	260,000	1,130,000	-	1,130,000	334.6%
Carry Forward	21,207,522	8,498,900	9,438,600	5,579,100	-	5,579,100	(34.4%)
Negative 5% Revenue Reserve	-	(904,700)	-	(688,100)	-	(688,100)	(23.9%)
Total Funding	39,093,988	40,447,500	30,447,800	31,244,400	-	31,244,400	(22.8%)

Division Position Summary	FY 2007 Actual	FY 2008 Adopted	FY 2008 Forecast	FY 2009 Current	FY 2009 Expanded	FY 2009 Adopted	FY 2009 Change
CD & ES Business Management and Administrat	21.00	21.00	21.00	18.00	-	18.00	(14.3%)
Comprehensive Planning Department	14.00	14.00	14.00	15.00	-	15.00	7.1%
Zoning & Land Development Review Dept	39.00	39.00	39.00	39.00	-	39.00	0 %
Engineering Services Department - Environ. Offic	14.00	16.00	16.00	16.00	-	16.00	0 %
Building Review & Permitting Department	100.00	100.00	100.00	100.00	-	100.00	0 %
Code Enforcement Department	52.00	52.00	52.00	53.00	-	53.00	1.9%
CDES Administration Office of Operations	22.00	22.00	22.00	23.00	-	23.00	4.5%
Engineering Services Department	35.00	35.00	35.00	35.00	-	35.00	0 %
Total FTE	297.00	299.00	299.00	299.00	-	299.00	0 %

**Collier County Government
Fiscal Year 2009 Adopted Budget**

**Community Development & Environmental Services Division
CD & ES Business Management and Administration Office**

Department Budgetary Cost Summar	FY 2007 Actual	FY 2008 Adopted	FY 2008 Forecast	FY 2009 Current	FY 2009 Expanded	FY 2009 Adopted	FY 2009 Change
Personal Services	1,548,058	1,459,400	1,366,100	1,214,200	-	1,214,200	(16.8%)
Operating Expense	1,614,270	1,080,700	1,423,600	944,300	-	944,300	(12.6%)
Indirect Cost Reimburs	1,736,400	1,881,800	1,881,800	1,994,000	-	1,994,000	6.0%
Capital Outlay	6,583	24,000	3,500	1,500	-	1,500	(93.8%)
Grants and Aid	-	750,000	750,000	307,500	-	307,500	(59.0%)
Remittances	911,581	1,597,100	963,200	705,300	-	705,300	(55.8%)
Net Operating Budget	5,816,892	6,793,000	6,388,200	5,166,800	-	5,166,800	(23.9%)
Total Budget	5,816,892	6,793,000	6,388,200	5,166,800	-	5,166,800	(23.9%)

Appropriations by Program	FY 2007 Actual	FY 2008 Adopted	FY 2008 Forecast	FY 2009 Current	FY 2009 Expanded	FY 2009 Adopted	FY 2009 Change
Administration Office (113)	2,424,545	2,277,800	2,142,600	2,219,200	-	2,219,200	(2.6%)
Administration Office (131)	2,362,974	2,153,100	2,173,000	1,869,800	-	1,869,800	(13.2%)
Economic Development (001)	913,436	1,612,100	972,400	720,300	-	720,300	(55.3%)
FEMA Flood Insurance Maps (111)	115,937	-	350,200	50,000	-	50,000	na
Impact Fee Deferral Prog (002)	-	750,000	750,000	307,500	-	307,500	(59.0%)
Total Net Budget	5,816,892	6,793,000	6,388,200	5,166,800	-	5,166,800	(23.9%)
Total Transfers and Reserves	-	-	-	-	-	-	na
Total Budget	5,816,892	6,793,000	6,388,200	5,166,800	-	5,166,800	(23.9%)

Department Funding Sources	FY 2007 Actual	FY 2008 Adopted	FY 2008 Forecast	FY 2009 Current	FY 2009 Expanded	FY 2009 Adopted	FY 2009 Change
Licenses & Permits	1,059,424	1,128,000	968,500	933,000	-	933,000	(17.3%)
Building Permits	7,054,324	7,015,000	5,042,000	4,910,000	-	4,910,000	(30.0%)
Reinspection Fees	1,873,720	2,300,000	1,596,000	1,200,000	-	1,200,000	(47.8%)
Charges For Services	497,810	469,000	309,800	377,000	-	377,000	(19.6%)
Miscellaneous Revenues	28,232	33,000	-	100,000	-	100,000	203.0%
Interest/Misc	60	120,000	233,800	150,000	-	150,000	25.0%
Reimb From Other Depts	275,796	180,000	180,000	180,000	-	180,000	0 %
Net Cost General Fund	913,436	1,612,100	972,400	720,300	-	720,300	(55.3%)
Net Cost MSTD General Fund	115,937	-	350,200	50,000	-	50,000	na
Net Cost Community Development	(7,400,785)	(7,937,200)	(5,424,300)	(4,797,800)	-	(4,797,800)	(39.6%)
Net Cost Planning Services	1,398,999	1,123,100	1,409,800	1,036,800	-	1,036,800	(7.7%)
Trans fm 001 Gen Fund	150,000	747,400	696,200	307,500	-	307,500	(58.9%)
Carry Forward	252,615	2,600	53,800	-	-	-	(100.0%)
Total Funding	6,219,567	6,793,000	6,388,200	5,166,800	-	5,166,800	(23.9%)

Department Position Summary	FY 2007 Actual	FY 2008 Adopted	FY 2008 Forecast	FY 2009 Current	FY 2009 Expanded	FY 2009 Adopted	FY 2009 Change
Administration Office (131)	14.00	12.00	12.00	10.00	-	10.00	(16.7%)
Administration Office (113)	7.00	9.00	9.00	8.00	-	8.00	(11.1%)
Total FTE	21.00	21.00	21.00	18.00	-	18.00	(14.3%)

**Collier County Government
Fiscal Year 2009 Adopted Budget**

**Community Development & Environmental Services Division
CD & ES Business Management and Administration Office
Administration Office (131)**

Mission Statement

The principal function is to provide executive level management and administrative support to all the Departments in the Community Development and Environmental Services Division.

To provide strategic and operational planning, budgeting and financial management, operating results and accountability, staff and policy development and administrative and technical support to the Departments within Community Development and Environmental Services.

Program Summary	FY 2009 Total FTE	FY 2009 Budget	FY 2009 Revenues	FY 2009 Net Cost
Departmental Administration/Overhead	2.00	297,500	323,000	-25,500
This section provides administrative and technical support to the BCC, County Manager, Constitutional Agencies and Advisory Boards and executive level management to all departments within Community Development and Environmental Services.				
Fund Level Control	-	1,140,100	-	1,140,100
This department provides for the operation of the Development Services Building including the Departments within the Division and the Associated direct and indirect costs.				
Impact Fee Administration	4.00	432,200	510,000	-77,800
Assess County Impact Fees within 24 hours of receipt in the Impact Fee Admin. Section of each building permit package, and perform impact fee calculations with less than 1% of assessments requiring subsequent refunds due to calculation errors. Calculate estimates, maintain account ledgers and generally oversee the Certificate of Public Facility Adequacy process. Administer all regulations set forth by the Collier County Consolidated Impact Fee Ordinance, 2001-13, as amended which is Chapter 74 of the Collier County Code of Laws and Ordinances, including update studies, indexing of fees, and all other Impact Fee related issues.				
Operational expenses will be partially funded by the Impact Fee Trust Funds as set forth by the Collier County Consolidated Impact Fee Ordinance, 2001-13, as amended. Section 74-203.				
Unfilled Positions	4.00	-	-	-
Current Level of Service Budget	10.00	1,869,800	833,000	1,036,800
Total Adopted Budget	10.00	1,869,800	833,000	1,036,800

Program Performance Measures	FY 2007 Actual	FY 2008 Budget	FY 2008 Forecast	FY 2009 Budget
Number of Building Permits Requiring Impact Fee Review	5,125	7,000	3,500	2,800
Total Amount of Impact Fees Collected	104,690,605	96,518,400	48,687,500	49,155,400

Program Budgetary Cost Summary	FY 2007 Actual	FY 2008 Adopted	FY 2008 Forecast	FY 2009 Current	FY 2009 Expanded	FY 2009 Adopted	FY 2009 Change
Personal Services	991,143	789,900	688,200	607,300	-	607,300	(23.1%)
Operating Expense	284,753	326,000	454,600	180,000	-	180,000	(44.8%)
Indirect Cost Reimburs	1,085,700	1,030,200	1,030,200	1,082,500	-	1,082,500	5.1%
Capital Outlay	1,378	7,000	-	-	-	-	(100.0%)
Net Operating Budget	2,362,974	2,153,100	2,173,000	1,869,800	-	1,869,800	(13.2%)
Total Budget	2,362,974	2,153,100	2,173,000	1,869,800	-	1,869,800	(13.2%)
Total FTE	14.00	12.00	12.00	10.00	-	10.00	(16.7%)

**Collier County Government
Fiscal Year 2009 Adopted Budget**

**Community Development & Environmental Services Division
CD & ES Business Management and Administration Office
Administration Office (131)**

Program Funding Sources	FY 2007 Actual	FY 2008 Adopted	FY 2008 Forecast	FY 2009 Current	FY 2009 Expanded	FY 2009 Adopted	FY 2009 Change
Licenses & Permits	477,669	560,000	407,800	400,000	-	400,000	(28.6%)
Charges For Services	330,364	290,000	175,400	253,000	-	253,000	(12.8%)
Miscellaneous Revenues	146	-	-	-	-	-	na
Reimb From Other Depts	155,796	180,000	180,000	180,000	-	180,000	0 %
Net Cost Planning Services	1,398,999	1,123,100	1,409,800	1,036,800	-	1,036,800	(7.7%)
Total Funding	2,362,974	2,153,100	2,173,000	1,869,800	-	1,869,800	(13.2%)

Forecast FY 07/08 – This section includes two cost centers, Divisional Administration and Business Office Impact Fee Administration. Forecast personal services are projected below budget with a net decrease of two authorized (2) FTE's. Within Division Administration, three (3) FTE's were transferred to other CDES sections or took positions with other Divisions. The Impact Fee section added one (1) FTE - an accounting technician from the Cash Management section. Due to cost containment measures enacted during the fiscal year, a total of six (6) FTE's are funded going into FY 09. Operating expense exceeds budget by \$128,600 due to professional service contract project roll connected with the school impact fee study.

Current FY 08/09 – Current staffing is budgeted at a 60% rate for personnel. Of this cost center's ten (10) authorized FTEs, six (6) are funded and four (4) FTEs are frozen. Of the four (4) frozen FTEs, one (1) FTE (Impact Fees) was frozen through attrition, and three (3) FTEs (Divisional Administration) were frozen following staff accepting positions within CDES or elsewhere in the County. Overall, total personal services and operating expenses - exclusive of the indirect cost reimbursement - are 29.4% below FY08 budgeted levels. Fund (131) FY 09 Indirect Cost Allocation pursuant to the Indirect Cost Plan totals \$1,082,500.

Revenue FY 08/09 – For FY 09, budgeted total revenue for this Department is down 13.2%. This is a reflection of the continuing reduction in planning/construction activity within the County.

**Collier County Government
Fiscal Year 2009 Adopted Budget**

**Community Development & Environmental Services Division
CD & ES Business Management and Administration Office
FEMA Flood Insurance Maps (111)**

Mission Statement

To work with representatives of FEMA to discuss our objections to the revised FEMA flood insurance rate maps and more importantly to obtain the needed engineering, scientific and topographic data to improve the accuracy of the flood maps.

Program Summary	FY 2009 Total FTE	FY 2009 Budget	FY 2009 Revenues	FY 2009 Net Cost
Departmental Administration/Overhead	-	50,000	-	50,000
Provide FEMA representatives with engineering, scientific and topographic data to improve the accuracy of the FEMA flood insurance maps.				
Current Level of Service Budget	-	50,000	-	50,000
Total Adopted Budget	-	50,000	-	50,000

Program Budgetary Cost Summary	FY 2007 Actual	FY 2008 Adopted	FY 2008 Forecast	FY 2009 Current	FY 2009 Expanded	FY 2009 Adopted	FY 2009 Change
Operating Expense	115,937	-	350,200	50,000	-	50,000	na
Net Operating Budget	115,937	-	350,200	50,000	-	50,000	na
Total Budget	115,937	-	350,200	50,000	-	50,000	na

Program Funding Sources	FY 2007 Actual	FY 2008 Adopted	FY 2008 Forecast	FY 2009 Current	FY 2009 Expanded	FY 2009 Adopted	FY 2009 Change
Net Cost MSTD General Fund	115,937	-	350,200	50,000	-	50,000	na
Total Funding	115,937	-	350,200	50,000	-	50,000	na

Forecast FY 07/08 – Expenses reflect that portion of the FEMA mapping contract which rolled from FY 07.

Current FY 08/09 - This budget reflects an allocation from Fund 111 for FEMA mapping contractual expenses.

Stormwater Certification Program - The Growth Management Plan CCME Policy 2.2.5 requires that by December 31, 2008, and no less than every three years, stormwater management systems shall be inspected and certified by a licensed Florida professional engineer for compliance with their approved design, and any deficiencies shall be corrected. An Ordinance is currently being drafted to implement this program. The existing Principal Project Manager will oversee the program. Staff currently estimates that approximately \$44,000 from Fund 111 would be required to reimburse existing staff within the Engineering Review and Inspections Section (Fund 131) to perform random site visits and administer the program. Rather than request this amount in the FY09 budget, staff will request a Budget Amendment when the implementing Ordinance is brought to the BCC. A complete list of tasks and associated costs for the program will be presented when the Ordinance is brought forward.

**Collier County Government
Fiscal Year 2009 Adopted Budget**

**Community Development & Environmental Services Division
CD & ES Business Management and Administration Office
Administration Office (113)**

Mission Statement

The principle function is to provide executive level management to all departments within the Community Development and Environmental Services Division. To provide strategic and operational planning, budgeting and financial management operating results and accountability; staff and policy development; and administrative and technical support to the BCC and County Manager, Constitutional Agencies and Advisory Boards.

Program Summary	FY 2009 Total FTE	FY 2009 Budget	FY 2009 Revenues	FY 2009 Net Cost
Departmental Administration/Overhead This department provides maintenance and operation of the Development Services Building, including all operating supplies, and Fund 113 Indirect Cost Allocations.	-	1,577,160	7,017,000	-5,439,840
Departmental Administration/Overhead Divisional Manager of Financial Operations, Budget Analyst's and Senior Operations Analyst for Municipal Software. Responsible for CDES finances, budget prep, budget compliance, fee structures, and oversight of CDES Business System Replacement project.	4.00	385,640	-	385,640
Cash Management Conduct cash receipting and daily financial reconciliation for all Development Services Center activities with a 99.95% accuracy rate. Includes the receipt of Building Permit fees, Land Development fees, and Impact Fees. Section also provides assorted cashing services to the Transportation Division, EMS, and Code Enforcement.	3.00	256,400	-	256,400
Unfilled Positions	1.00	-	-	-
Current Level of Service Budget	8.00	2,219,200	7,017,000	-4,797,800
Total Adopted Budget	8.00	2,219,200	7,017,000	-4,797,800

Program Performance Measures	FY 2007 Actual	FY 2008 Budget	FY 2008 Forecast	FY 2009 Budget
Number of Transactions Processed	81,104	77,000	62,000	60,000
Total Dollar Amount Processed	130,074,913	94,000,000	70,000,000	60,000,000

Program Budgetary Cost Summary	FY 2007 Actual	FY 2008 Adopted	FY 2008 Forecast	FY 2009 Current	FY 2009 Expanded	FY 2009 Adopted	FY 2009 Change
Personal Services	556,915	669,500	677,900	606,900	-	606,900	(9.4%)
Operating Expense	1,211,725	739,700	609,600	699,300	-	699,300	(5.5%)
Indirect Cost Reimburs	650,700	851,600	851,600	911,500	-	911,500	7.0%
Capital Outlay	5,205	17,000	3,500	1,500	-	1,500	(91.2%)
Net Operating Budget	2,424,545	2,277,800	2,142,600	2,219,200	-	2,219,200	(2.6%)
Total Budget	2,424,545	2,277,800	2,142,600	2,219,200	-	2,219,200	(2.6%)
Total FTE	7.00	9.00	9.00	8.00	-	8.00	(11.1%)

Program Funding Sources	FY 2007 Actual	FY 2008 Adopted	FY 2008 Forecast	FY 2009 Current	FY 2009 Expanded	FY 2009 Adopted	FY 2009 Change
Licenses & Permits	581,754	568,000	560,700	533,000	-	533,000	(6.2%)
Building Permits	7,054,324	7,015,000	5,042,000	4,910,000	-	4,910,000	(30.0%)
Reinspection Fees	1,873,720	2,300,000	1,596,000	1,200,000	-	1,200,000	(47.8%)
Charges For Services	167,446	179,000	134,400	124,000	-	124,000	(30.7%)
Miscellaneous Revenues	28,086	33,000	-	100,000	-	100,000	203.0%
Interest/Misc	-	120,000	233,800	150,000	-	150,000	25.0%
Reimb From Other Depts	120,000	-	-	-	-	-	na
Net Cost Community Development	(7,400,785)	(7,937,200)	(5,424,300)	(4,797,800)	-	(4,797,800)	(39.6%)
Total Funding	2,424,545	2,277,800	2,142,600	2,219,200	-	2,219,200	(2.6%)

**Community Development & Environmental Services Division
CD & ES Business Management and Administration Office**

Forecast FY 08 - Personal Service expense within Fund (113) Department Administration and Cash Management are projected slightly above budget due to unexpected separation expense. This variance is covered by a budget amendment. One (1) FTE in the Cash Management section accepted the VSIP mid-year, and this position was subsequently frozen. Operating expenses are projected to be below budget due to cost containment efforts. Overall forecast expenses within these sections are forecast below budget by \$135,200.

Current FY 08/09 - Continuing from FY 08, all direct, indirect and other major capital and one time Fund (113) related expenses will be shown within this administrative cost center to better track and monitor expense activity. Fund (113) FY 09 Indirect Cost Allocation pursuant to the Indirect Cost Plan totals \$911,500 and is fully funded within the expense plan. Business Management and Budget Office financial management and software project related expenses are up modestly for FY 09 with current staffing levels being maintained for on-going work on Divisional financial management and the municipal software system implementation.

Current staffing within this section is budgeted at a 87.5% rate for personnel. Overall, FY 09 expenses are down 2.6% from the previous year.

In addition to coordinating the cost reduction effort throughout the Division, the Business Management and Budget Office is providing project management for the municipal software system implementation.

Of the eight (8) authorized FTEs in this section, seven (7) FTEs are funded.

**Collier County Government
Fiscal Year 2009 Adopted Budget**

**Community Development & Environmental Services Division
CD & ES Business Management and Administration Office
Economic Development (001)**

Mission Statement

To be an effective force in improving the quality of life for all people in Collier County by promoting economic development initiatives which will diversify the economy, create high value added jobs, increase the average wage, facilitate capital formation, preserve and enhance the natural environment and enable all county residents to have a meaningful opportunity for upward mobility.

Program Summary	FY 2009 Total FTE	FY 2009 Budget	FY 2009 Revenues	FY 2009 Net Cost
Economic Development Coordination	-	415,000	-	415,000
Continue private/public partnership with the Economic Development Council (EDC). Facilitate meetings with prospective economic development clients. Maintain ongoing relationships with existing business and industry to foster a relationship that will enhance retention and expansion of said business and industry. Function as the major County interface with the EDC, ensuring all Programs and incentives are appropriately managed.				
Economic Incentive Programs	-	305,300	-	305,300
Establish and administer incentive programs geared towards high-wage targeted industries locating or expanding in Collier County; programs include: Fee Payment Assistance Program, Broadband Infrastructure, Job Creation Investment, Job Retention Investment and the Property Tax Stimulus Ordinance.				
Current Level of Service Budget	-	720,300	-	720,300
Total Adopted Budget	-	720,300	-	720,300

Program Budgetary Cost Summary	FY 2007 Actual	FY 2008 Adopted	FY 2008 Forecast	FY 2009 Current	FY 2009 Expanded	FY 2009 Adopted	FY 2009 Change
Operating Expense	1,855	15,000	9,200	15,000	-	15,000	0 %
Remittances	911,581	1,597,100	963,200	705,300	-	705,300	(55.8%)
Net Operating Budget	913,436	1,612,100	972,400	720,300	-	720,300	(55.3%)
Total Budget	913,436	1,612,100	972,400	720,300	-	720,300	(55.3%)

Program Funding Sources	FY 2007 Actual	FY 2008 Adopted	FY 2008 Forecast	FY 2009 Current	FY 2009 Expanded	FY 2009 Adopted	FY 2009 Change
Net Cost General Fund	913,436	1,612,100	972,400	720,300	-	720,300	(55.3%)
Total Funding	913,436	1,612,100	972,400	720,300	-	720,300	(55.3%)

Forecast FY 07/08 - Forecast Private Remittances and Remittances to Other Governments total \$963,200 reflecting continued support for the public/private economic development partnership in the amount of \$400,000; Forecast incentive payments budgeted under Private Remittances include - \$360,600 for the Fee Payment Assistance Program, \$87,300 for the Job Creation Incentive program and, \$74,700 for the Broadband Infrastructure incentive. Remittances to Other Governments in support of the QTI program total \$40,600.

The BCC, pursuant to action at the April 22, 2008 meeting, earmarked the remaining balance of EDC incentives for the Arthrex project.

Current FY 08/09 - Remittances include \$400,000 in matching funds supporting economic development programs through the Economic Development Council of Collier County. Funding also contemplates \$50,000 for the Florida Qualified Target Industries Program. This budget includes \$255,300 to fund five (5) incentive programs - the Fee Payment Assistance Program; Job Creation Investment Program; Broadband Infrastructure Initiative; Tax Stimulus Program and Job Retention Investment Program. Incentive funding is budgeted under a pooled approach pursuant to BCC direction with no specific allocation per program. Originally budgeted at \$1,147,100, the incentive program was reduced \$891,800 pursuant to BCC guidance from the June, 2008 workshop discussions. Funding could be reinstated from Constitutional turn-back revenue in November 2008. Operating expenses are budgeted at \$15,000, an amount which includes no personnel expense support of CDES staff administrating County wide aspects of this program.

**Collier County Government
Fiscal Year 2009 Adopted Budget**

**Community Development & Environmental Services Division
CD & ES Business Management and Administration Office
Impact Fee Deferral Prog (002)**

Mission Statement

Increase the supply of affordable housing county-wide by managing the Impact Fee Deferral Fund providing for impact fee deferrals of County-imposed water and sewer Impact Fees.

Program Summary	FY 2009 Total FTE	FY 2009 Budget	FY 2009 Revenues	FY 2009 Net Cost
Impact Fee Deferral Program	-	307,500	307,500	-
Increase the supply of affordable housing county-wide by managing the Impact Fee Deferral Fund providing for impact fee deferrals of County-imposed water and sewer Impact Fees.				
Current Level of Service Budget	-	307,500	307,500	-
Total Adopted Budget	-	307,500	307,500	-

Program Budgetary Cost Summary	FY 2007 Actual	FY 2008 Adopted	FY 2008 Forecast	FY 2009 Current	FY 2009 Expanded	FY 2009 Adopted	FY 2009 Change
Grants and Aid	-	750,000	750,000	307,500	-	307,500	(59.0%)
Net Operating Budget	-	750,000	750,000	307,500	-	307,500	(59.0%)
Total Budget	-	750,000	750,000	307,500	-	307,500	(59.0%)

Program Funding Sources	FY 2007 Actual	FY 2008 Adopted	FY 2008 Forecast	FY 2009 Current	FY 2009 Expanded	FY 2009 Adopted	FY 2009 Change
Interest/Misc	60	-	-	-	-	-	na
Trans fm 001 Gen Fund	150,000	747,400	696,200	307,500	-	307,500	(58.9%)
Carry Forward	252,615	2,600	53,800	-	-	-	(100.0%)
Total Funding	402,675	750,000	750,000	307,500	-	307,500	(59.0%)

The Board of County Commissioners on June 28, 2005 approved an ordinance providing for an Impact Fee Deferral Program for owner-occupied affordable housing. This fund, with transfer revenue from the General Fund (001), is created to pay water/sewer impact fee deferrals pursuant to program parameters.

Forecast FY 07/08 - Expenses are forecast at \$750,000. The forecast is based upon 150 households at \$5,000 per household.

Current FY08/09 - Payment in lieu of impact fees reimbursing the water and sewer fund are budgeted at \$307,500, a decrease from the previous year's \$750,000 that is proportional to the decline in impact fee collections. Transfer revenue from the General Fund (001) is budgeted at \$307,500.

**Collier County Government
Fiscal Year 2009 Adopted Budget**

**Community Development & Environmental Services Division
Comprehensive Planning Department**

Department Budgetary Cost Summar	FY 2007 Actual	FY 2008 Adopted	FY 2008 Forecast	FY 2009 Current	FY 2009 Expanded	FY 2009 Adopted	FY 2009 Change
Personal Services	1,223,125	1,308,800	1,285,400	1,177,900	-	1,177,900	(10.0%)
Operating Expense	399,840	383,400	357,000	425,300	-	425,300	10.9%
Capital Outlay	-	5,000	-	-	-	-	(100.0%)
Net Operating Budget	1,622,965	1,697,200	1,642,400	1,603,200	-	1,603,200	(5.5%)
Total Budget	1,622,965	1,697,200	1,642,400	1,603,200	-	1,603,200	(5.5%)

Appropriations by Program	FY 2007 Actual	FY 2008 Adopted	FY 2008 Forecast	FY 2009 Current	FY 2009 Expanded	FY 2009 Adopted	FY 2009 Change
Comprehensive Planning Department (111)	1,527,629	1,582,800	1,544,400	1,503,000	-	1,503,000	(5.0%)
SW FI Regional Planning Council (001)	95,336	114,400	98,000	100,200	-	100,200	(12.4%)
Total Net Budget	1,622,965	1,697,200	1,642,400	1,603,200	-	1,603,200	(5.5%)
Total Transfers and Reserves	-	-	-	-	-	-	na
Total Budget	1,622,965	1,697,200	1,642,400	1,603,200	-	1,603,200	(5.5%)

Department Funding Sources	FY 2007 Actual	FY 2008 Adopted	FY 2008 Forecast	FY 2009 Current	FY 2009 Expanded	FY 2009 Adopted	FY 2009 Change
Licenses & Permits	-	-	2,300	4,500	-	4,500	na
Charges For Services	2,086	-	22,600	12,000	-	12,000	na
Miscellaneous Revenues	2,092	-	-	-	-	-	na
Net Cost General Fund	95,336	114,400	98,000	100,200	-	100,200	(12.4%)
Net Cost MSTD General Fund	1,523,450	1,582,800	1,519,500	1,486,500	-	1,486,500	(6.1%)
Total Funding	1,622,965	1,697,200	1,642,400	1,603,200	-	1,603,200	(5.5%)

Department Position Summary	FY 2007 Actual	FY 2008 Adopted	FY 2008 Forecast	FY 2009 Current	FY 2009 Expanded	FY 2009 Adopted	FY 2009 Change
Comprehensive Planning Department (111)	14.00	14.00	14.00	15.00	-	15.00	7.1%
Total FTE	14.00	14.00	14.00	15.00	-	15.00	7.1%

**Collier County Government
Fiscal Year 2009 Adopted Budget**

**Community Development & Environmental Services Division
Comprehensive Planning Department
SW FI Regional Planning Council (001)**

Mission Statement

To provide membership in the Southwest Florida Regional Planning Council as mandated by the State and Regional Planning Act of 1984, which declares that all counties within a comprehensive planning district must be members of their regional planning council.

Program Summary	FY 2009 Total FTE	FY 2009 Budget	FY 2009 Revenues	FY 2009 Net Cost
Membership in SWFRPC	-	100,200	-	100,200
Current Level of Service Budget	-	100,200	-	100,200
Total Adopted Budget	-	100,200	-	100,200

Program Budgetary Cost Summary	FY 2007 Actual	FY 2008 Adopted	FY 2008 Forecast	FY 2009 Current	FY 2009 Expanded	FY 2009 Adopted	FY 2009 Change
Operating Expense	95,336	114,400	98,000	100,200	-	100,200	(12.4%)
Net Operating Budget	95,336	114,400	98,000	100,200	-	100,200	(12.4%)
Total Budget	95,336	114,400	98,000	100,200	-	100,200	(12.4%)

Program Funding Sources	FY 2007 Actual	FY 2008 Adopted	FY 2008 Forecast	FY 2009 Current	FY 2009 Expanded	FY 2009 Adopted	FY 2009 Change
Net Cost General Fund	95,336	114,400	98,000	100,200	-	100,200	(12.4%)
Total Funding	95,336	114,400	98,000	100,200	-	100,200	(12.4%)

Current FY 08/09 - Budget is based upon a population count of 333,764 at a cost of \$0.30 per resident.

Community Development & Environmental Services Division
Comprehensive Planning Department
Comprehensive Planning Department (111)

Mission Statement

To perform comprehensive community-specific long range planning functions and activities for Collier County consistent with State and Board of County Commissioners planning initiatives, as outlined in the County's Growth Management Plan (GMP), and as mandated by pertinent Florida Statutes and the Florida Administrative Code (F.A.C.); provide planning technical assistance to, and interpret the GMP, for various agencies, departments and organizations within County government and the community; manage and implement the County Stewardship Credit System and Transfer of Development Rights (TDR) Program; and undertake community specific planning studies, surveys and improvement plans in response to community based initiatives.

**Collier County Government
Fiscal Year 2009 Adopted Budget**

**Community Development & Environmental Services Division
Comprehensive Planning Department
Comprehensive Planning Department (111)**

Program Summary	FY 2009 Total FTE	FY 2009 Budget	FY 2009 Revenues	FY 2009 Net Cost
Department Administration/Overhead Department administration; general clerical, secretarial and technical support; office management; and fixed operating expenses.	2.00	438,441	16,500	421,941
Growth Management Plan (GMP) Monitoring, update, implementation, interpretation and amendment of the goals, objectives, policies and programs of the GMP. Mandated by Chapter 163, F.S.	2.00	225,374	-	225,374
Concurrency Management System/AUIR Provide oversight and interpretation of the concurrency management system regulations and prepare the Annual Update and Inventory Report on Public Facilities (AUIR). Mandated by Rule 9J-5, F.A.C.	1.00	99,432	-	99,432
GMP Consistency Reviews Prepare consistency with the GMP goals objectives and policies reviews for all petitions for conditional use (CU), straight rezones and Planned Unit Developments (PUD). Mandated by the GMP Ord. No. 89-05, as amended, and Chapter 163, F.S.	1.00	100,186	-	100,186
Evaluation and Appraisal Report/Land Dev Code Prepare the EAR Compliance Agreement. Required by Chapter 163.3191 F.S. Prepare Land Development code (LDC) to implement amendments to the GMP and provide interpretation of the LDC relative to the GMP goals, objective, policies and programs required, implementing regulations for the GMP Ord. 89-05, as amended. Required by Chapters 163.3194 and 163.3201, F.S.	1.00	107,022	-	107,022
Rural Land Stewardship Area (RLSA) Implementation of the RLSA Stewardship Credit System and the review and evaluation of applications for establishment of Stewardship Sending Areas (SSA) and Stewardship Receiving Areas (SRA). Prepare five (5) year RLSA GMP assessment.	1.00	107,022	-	107,022
Rural Fringe/Transfer of Development Rights (TDR) Implementation of the Rural Fringe Mixed Use District, management and administration of the Sending and Receiving designated lands; and the Transfer of Development Rights (TDR) program including the issuance of TDR Credit Certificates. Maintain the Collier County TDR Registry.	1.00	77,594	-	77,594
East of CR951 Services & Infrastructure Horizon Study Provide Project Manager and support Horizon Study inter agency working group to develop a long-range infrastructure and services plan for eastern Collier County. Provide project management and support for the interactive growth model.	1.00	160,758	-	160,758
Comm Planning & Redev; CDD; Special Dist; Special Proj Conduct community specific planning studies, surveys and improvement plans in response to community based initiatives and periodic Board direction. Process, review and prepare recommendations to the BCC on applications to establish Community Development District (CDD) per Chapter 190, Florida Statutes and other Special Districts such as Chapter 189, F.S., dependent and independent districts. Provide staffing and support for implementation of the Inter-Local agreement with the Collier County Public Schools (CCPS) for coordinated planning for schools and public facilities impacts as required by Chapters 163.31777 and 235.193, F.S. Maintain liaison with Dept of Comm Affairs on ongoing Growth Management issues, litigation, settlement agreement negotiations; respond to legislative and regulatory changes to Florida Statutes and the Florida Administrative Code, respond to BCC and County Attorney directed studies and analysis.	1.00	85,398	-	85,398
Demographic and Economic Analysis / Fiscal Impact Model Prepare and maintain current demographic and annual population projections based on the adopted GMP Methodology; respond to requests for demographic data; Annually update and publish the Economic and Demographic Profile; annually update and publish the Industrial Land Use and Commercial Land Use Studies; update the Collier County Build Out Study. Install and apply the "Collier calibrated" Fiscal Impact Model (FIAM) developed by Fishkind and Associates and DCA for the assessment of development approvals impacts on the tax base, public services, and public facilities required by the GMP and the RLSA Overlay District and for Rural Villages in the RFMUD of the LDC.	1.00	101,773	-	101,773
Unfilled Positions	3.00	-	-	-
Current Level of Service Budget	15.00	1,503,000	16,500	1,486,500

**Collier County Government
Fiscal Year 2009 Adopted Budget**

**Community Development & Environmental Services Division
Comprehensive Planning Department
Comprehensive Planning Department (111)**

Total Adopted Budget **15.00** **1,503,000** **16,500** **1,486,500**

Program Performance Measures	FY 2007 Actual	FY 2008 Budget	FY 2008 Forecast	FY 2009 Budget
*Community Planning and Special Projects (see notes)	-	-	-	-
Annual Update and Inventory Report on Public Facilities (AUIR)	1	1	1	1
Community Development Districts/Special Districts Approved	5	6	4	4
Demographic and Economic Profile	-	-	1	-
Development Orders/Rezone/PUD GMP Consistency Reviews	100	75	75	75
EAR based LDC Amendments Adopted	100	300	300	300
Growth Management Plan (GMP) Amendment Petitions Processed	15	14	17	14
Growth Management Plan Amendment Cycles Conducted	2	3	7	3
Stewardship Receiving Areas (SRA) Approved	-	1	-	1
Stewardship Sending Areas (SSA) Approved	4	4	9	4
Transfer of Development Rights (TDR) Issued and Recorded	1,500	1,500	581	500

Program Budgetary Cost Summary	FY 2007 Actual	FY 2008 Adopted	FY 2008 Forecast	FY 2009 Current	FY 2009 Expanded	FY 2009 Adopted	FY 2009 Change
Personal Services	1,223,125	1,308,800	1,285,400	1,177,900	-	1,177,900	(10.0%)
Operating Expense	304,504	269,000	259,000	325,100	-	325,100	20.9%
Capital Outlay	-	5,000	-	-	-	-	(100.0%)
Net Operating Budget	1,527,629	1,582,800	1,544,400	1,503,000	-	1,503,000	(5.0%)
Total Budget	1,527,629	1,582,800	1,544,400	1,503,000	-	1,503,000	(5.0%)
Total FTE	14.00	14.00	14.00	15.00	-	15.00	7.1%

Program Funding Sources	FY 2007 Actual	FY 2008 Adopted	FY 2008 Forecast	FY 2009 Current	FY 2009 Expanded	FY 2009 Adopted	FY 2009 Change
Licenses & Permits	-	-	2,300	4,500	-	4,500	na
Charges For Services	2,086	-	22,600	12,000	-	12,000	na
Miscellaneous Revenues	2,092	-	-	-	-	-	na
Net Cost MSTD General Fund	1,523,450	1,582,800	1,519,500	1,486,500	-	1,486,500	(6.1%)
Total Funding	1,527,629	1,582,800	1,544,400	1,503,000	-	1,503,000	(5.0%)

**Community Development & Environmental Services Division
Comprehensive Planning Department**

Forecast FY 07/08 – Personal services are projected below budget due to mid-year attrition and not filling two (2) FTE's due to a reduction in Fund 131 revenue even though department activities have increased.

The majority of department revenue is realized via transfer from those county-wide operations utilizing comprehensive planning services. Comprehensive planning services are provided to the Planning Fund (131) and the General Fund (001) reflecting this department's service in providing county-wide growth management functions – such as concurrency management and growth management planning.

Current FY 08/09 – Current staffing is budgeted at a 80% rate for personnel. Personal Service costs are down with the reduction in Fund 131 revenue. This staff reduction has occurred at a time of increased activities which most likely will adversely affect certain projects. Total authorized FTE's increased to fifteen (15) with the transfer of one (1) FTE from Zoning and Land Development. Total expenses within this cost center are down 5.0% from the FY 08 adopted budget with personal service reductions being mitigated by several areas of operating cost increases. Increased cost areas include a newly budgeted \$25,000 for Clerk minutes recording fees, and a 30% increase in statute required legal advertising costs to \$100,000.

Transfer revenue from the Planning Fund, 131 - which is shown at the fund level - is down 40% to \$232,200 reflecting the decreased cost of Comprehensive Planning Operations connected with FTE attrition and projected reduced workload related to current planning activity.

Current service standard (core functions) performed by the department include:

*(Community Planning and Special Projects - East of CR951 Horizon Study, Public Schools Facilities Element, Commercial Inventory, Industrial Inventory, Big Cypress DRI and SRA, CIE Annual Update, Water Facility Supply Work Plan, Fiscal Impact Analysis Model Quarterly Calibration, Interactive Growth Model Implementation, New Statutory and BCC Policy Directives, Annual Population Projections, 2010 Census, RLSA Phase II status report and recommended GMP amendments, Section 24 Administrative Appeals, Immokalee Visioning and Master Plan Committee proposed Master Plan and GMP amendments, Immokalee Enterprise Zone Economic Credits, Quarterly Report and Annual Report, Rural Area of Critical Economic Concern Projects)

Level of Service Impacts of Staff Reduction - Current staff cannot meet all project demands and the projected timing of deliverables at the proposed department staffing and funding levels.

**Collier County Government
Fiscal Year 2009 Adopted Budget**

**Community Development & Environmental Services Division
Zoning & Land Development Review Dept**

Department Budgetary Cost Summar	FY 2007 Actual	FY 2008 Adopted	FY 2008 Forecast	FY 2009 Current	FY 2009 Expanded	FY 2009 Adopted	FY 2009 Change
Personal Services	2,717,329	2,569,800	2,429,000	2,227,700	-	2,227,700	(13.3%)
Operating Expense	311,038	362,400	229,900	261,600	-	261,600	(27.8%)
Capital Outlay	3,150	5,000	-	-	-	-	(100.0%)
Net Operating Budget	3,031,517	2,937,200	2,658,900	2,489,300	-	2,489,300	(15.2%)
Total Budget	3,031,517	2,937,200	2,658,900	2,489,300	-	2,489,300	(15.2%)

Appropriations by Program	FY 2007 Actual	FY 2008 Adopted	FY 2008 Forecast	FY 2009 Current	FY 2009 Expanded	FY 2009 Adopted	FY 2009 Change
Zoning & Land Development Review (111)	228,029	298,900	297,400	332,200	-	332,200	11.1%
Zoning & Land Development Review (131)	2,803,488	2,638,300	2,361,500	2,157,100	-	2,157,100	(18.2%)
Total Net Budget	3,031,517	2,937,200	2,658,900	2,489,300	-	2,489,300	(15.2%)
Total Transfers and Reserves	-	-	-	-	-	-	na
Total Budget	3,031,517	2,937,200	2,658,900	2,489,300	-	2,489,300	(15.2%)

Department Funding Sources	FY 2007 Actual	FY 2008 Adopted	FY 2008 Forecast	FY 2009 Current	FY 2009 Expanded	FY 2009 Adopted	FY 2009 Change
Licenses & Permits	856,446	1,151,000	770,300	697,000	-	697,000	(39.4%)
Charges For Services	2,427,129	2,414,000	2,390,700	2,462,000	-	2,462,000	2.0%
Miscellaneous Revenues	345	-	-	-	-	-	na
Reimb From Other Depts	270	-	-	-	-	-	na
Net Cost MSTD General Fund	228,029	298,900	297,400	332,200	-	332,200	11.1%
Net Cost Planning Services	(480,703)	(926,700)	(799,500)	(1,001,900)	-	(1,001,900)	8.1%
Total Funding	3,031,517	2,937,200	2,658,900	2,489,300	-	2,489,300	(15.2%)

Department Position Summary	FY 2007 Actual	FY 2008 Adopted	FY 2008 Forecast	FY 2009 Current	FY 2009 Expanded	FY 2009 Adopted	FY 2009 Change
Zoning & Land Development Review (111)	4.00	4.00	4.00	4.00	-	4.00	0 %
Zoning & Land Development Review (131)	35.00	35.00	35.00	35.00	-	35.00	0 %
Total FTE	39.00	39.00	39.00	39.00	-	39.00	0 %

**Collier County Government
Fiscal Year 2009 Adopted Budget**

**Community Development & Environmental Services Division
Zoning & Land Development Review Dept
Zoning & Land Development Review (111)**

Mission Statement

To provide accurate, expeditious, and courteous front counter service to the general public. Oversee necessary amendments to the Land Development Code to ensure compliance with State Statute and the Florida Comprehensive Planning Regulations and to protect the welfare of the general public and resources of Collier County.

Program Summary	FY 2009 Total FTE	FY 2009 Budget	FY 2009 Revenues	FY 2009 Net Cost
Front Counter Planning Assistance	2.00	127,239	-	127,239
Assist general public 45 hours per week at Customer Service Counter at the Development Services Center; providing information related to land use requirements, Land Development Code requirements and general descriptions of land use related request approval processes.				
Land Development Code Revisions	2.00	204,961	-	204,961
Coordinate and process all revisions and amendments to the Land Development Code based on the direction of the Board of County Commissioners and the Collier County Planning Commission.				
Current Level of Service Budget	4.00	332,200	-	332,200
Total Adopted Budget	4.00	332,200	-	332,200

Program Performance Measures	FY 2007 Actual	FY 2008 Budget	FY 2008 Forecast	FY 2009 Budget
Front Counter Activity	23,579	21,763	21,763	22,000
Number of LDC Amendments	79	60	79	70

Program Budgetary Cost Summary	FY 2007 Actual	FY 2008 Adopted	FY 2008 Forecast	FY 2009 Current	FY 2009 Expanded	FY 2009 Adopted	FY 2009 Change
Personal Services	215,570	282,800	284,400	292,200	-	292,200	3.3%
Operating Expense	12,460	16,100	13,000	40,000	-	40,000	148.4%
Net Operating Budget	228,029	298,900	297,400	332,200	-	332,200	11.1%
Total Budget	228,029	298,900	297,400	332,200	-	332,200	11.1%
Total FTE	4.00	4.00	4.00	4.00	-	4.00	0 %

Program Funding Sources	FY 2007 Actual	FY 2008 Adopted	FY 2008 Forecast	FY 2009 Current	FY 2009 Expanded	FY 2009 Adopted	FY 2009 Change
Net Cost MSTD General Fund	228,029	298,900	297,400	332,200	-	332,200	11.1%
Total Funding	228,029	298,900	297,400	332,200	-	332,200	11.1%

Forecast FY 07/08 - Personal services include a complement of four (4) FTE's and total costs are forecast to be on budget.

Current FY 08/09 – This cost center maintains the current staffing of 4 FTEs for FY 09. Total costs are up 11.1%, with the addition of \$25,000 for non-application specific LDC minute recording and amendment costs. These expenses were previously being incorrectly charged to Fund 131. To maintain fund level guidance, and a net neutral impact on Fund 111, additional expense cuts in other CDES Fund 111 cost centers were executed to balance this \$25,000 funding increase.

**Collier County Government
Fiscal Year 2009 Adopted Budget**

**Community Development & Environmental Services Division
Zoning & Land Development Review Dept
Zoning & Land Development Review (131)**

Mission Statement

It is the Department's goal to oversee the implementation of Land Development Code and Subdivision Regulations in a competent, accurate, expeditious, cost effective and courteous manner, while furthering the objectives of the Board of Commissioners, County Manager, Advisory Boards, and the general public.

The Zoning Department is responsible for the implementation of the Collier County Growth Management Plan as required under Chapter 163, Part II, Florida Statutes. This Plan is implemented through application of the Collier County Land Development Code and Subdivision Regulations as required in Chapter 177, Florida Statutes. The enterprise-funded portion of the Zoning Department is responsible for providing planning and zoning assistance to the general public and its staff liaison to the Planning Commission, the Historic and Archaeological Board and the Board of County Commissioners. Technical assistance is provided to the Development Services Advisory Committee and to several other Board appointed advisory committees.

Program Summary	FY 2009 Total FTE	FY 2009 Budget	FY 2009 Revenues	FY 2009 Net Cost
Departmental Administration/Overhead	5.00	345,478	3,159,000	-2,813,522
Oversee all departmental functions, including personnel matters, customer service standards and operational functions for the Department of Zoning and Land Development Review.				
Land Development Code Implementation Process	17.00	1,746,556	-	1,746,556
Implementation of the Land Development Code; process land development petitions: review site plans: review plats: interpret the Land Development Code.				
Front Counter Planning Assistance	1.00	65,066	-	65,066
Provide additional support and backup for Customer Service Counter at the Development Services Center; assist Building Department in review of Commercial Building Permits; review and approve Zoning Certificates for all new and relocating businesses, and issue Temporary Use Permits for special events and model homes.				
Unfilled Positions	12.00	-	-	-
Current Level of Service Budget	35.00	2,157,100	3,159,000	-1,001,900
Total Adopted Budget	35.00	2,157,100	3,159,000	-1,001,900

Program Performance Measures	FY 2007 Actual	FY 2008 Budget	FY 2008 Forecast	FY 2009 Budget
Building Permit Reviews for Zoning Compliance	3,358	2,419	2,419	2,500
Number of Land Use Petitions Processed	97	79	79	80
Pre-Application Meetings	335	324	324	325
Site Development Plans Processed New Submittals - SDP, SDPA, SDPI, SIP	453	300	300	300
Zoning Verifications	232	125	125	150

Program Budgetary Cost Summary	FY 2007 Actual	FY 2008 Adopted	FY 2008 Forecast	FY 2009 Current	FY 2009 Expanded	FY 2009 Adopted	FY 2009 Change
Personal Services	2,501,759	2,287,000	2,144,600	1,935,500	-	1,935,500	(15.4%)
Operating Expense	298,579	346,300	216,900	221,600	-	221,600	(36.0%)
Capital Outlay	3,150	5,000	-	-	-	-	(100.0%)
Net Operating Budget	2,803,488	2,638,300	2,361,500	2,157,100	-	2,157,100	(18.2%)
Total Budget	2,803,488	2,638,300	2,361,500	2,157,100	-	2,157,100	(18.2%)
Total FTE	35.00	35.00	35.00	35.00	-	35.00	0 %

**Collier County Government
Fiscal Year 2009 Adopted Budget**

**Community Development & Environmental Services Division
Zoning & Land Development Review Dept
Zoning & Land Development Review (131)**

Program Funding Sources	FY 2007 Actual	FY 2008 Adopted	FY 2008 Forecast	FY 2009 Current	FY 2009 Expanded	FY 2009 Adopted	FY 2009 Change
Licenses & Permits	856,446	1,151,000	770,300	697,000	-	697,000	(39.4%)
Charges For Services	2,427,129	2,414,000	2,390,700	2,462,000	-	2,462,000	2.0%
Miscellaneous Revenues	345	-	-	-	-	-	na
Reimb From Other Depts	270	-	-	-	-	-	na
Net Cost Planning Services	(480,703)	(926,700)	(799,500)	(1,001,900)	-	(1,001,900)	8.1%
Total Funding	2,803,488	2,638,300	2,361,500	2,157,100	-	2,157,100	(18.2%)

Forecast FY 07/08 – Personal services are projected to be under budget with the mid-year freezing of an additional 7 FTE's, executed in response to declining fee revenue. Operating expenses are also projected to be under budget due to a variety of cost saving measures put into place mid-year.

Current FY 08/09 – Current staffing is budgeted at a 65.7% rate for personnel. Of this cost center's thirty five (35) authorized FTEs, twenty three (23) are funded and twelve (12) are unfilled. Of the twelve (12) unfilled FTEs, four (4) occurred through reductions in force, six (6) via attrition, and two (2) FTEs accepting positions elsewhere in the County.

Operating expenses are down due to decreases in such areas as legal advertising and office supplies. All departmental capital expenses have been eliminated for the upcoming fiscal year.

In addition to cost saving measures designed to correctly size this Department to anticipated workloads, the Zoning and Land Development Review Department is taking a prominent role in a variety of efforts to improve the efficiency of application review and permit issuance processes. This department is not only leading efforts on the implementation of the new Municipal City View land use system's planning module, but is providing staff to review process improvement efforts throughout the Division with an emphasis on improving the integration of review processes across CDES Departments.

Revenue FY 08/09 – For FY 09, this department's total revenue is down 18.2% reflecting continued reduction in planning/construction activity within the County.

Level of Service Impacts of Staff Reductions - The reductions in staff are recent and the following projections are subject to change depending on workload, further reductions in staff through attrition or other means, changes in work flow due to Cityview, and other non-fee related projects.

Land Use Section:

- Increased review times and extended due dates
- Delays in receiving review comments from other review departments affected by the hiring freeze
- Increased project completion time frames
- Reduction of assistance to other County Departments
- Increased customer response time frames

Site Plan and Front Counter Assistance:

- Extended site plan due dates
- Increased time frames for commercial building permit reviews
- Expansion of customer "wait time" for services at the front desk customer service area
- Increased work load for Planners and Senior Planners who are diverted to support the Front Counter Planning Desk
- Elimination or reduction in attendance/testimony at Code Enforcement Board and Environmental Advisory Committee hearings
- Reduction in assistance to Building Department Planning Technician
- Extended target completion dates for minor applications

**Collier County Government
Fiscal Year 2009 Adopted Budget**

**Community Development & Environmental Services Division
Engineering Services Department - Environ. Office**

Department Budgetary Cost Summar	FY 2007 Actual	FY 2008 Adopted	FY 2008 Forecast	FY 2009 Current	FY 2009 Expanded	FY 2009 Adopted	FY 2009 Change
Personal Services	986,953	764,600	722,500	636,500	-	636,500	(16.8%)
Operating Expense	108,016	178,000	137,500	142,400	-	142,400	(20.0%)
Capital Outlay	-	10,000	-	-	-	-	(100.0%)
Net Operating Budget	1,094,969	952,600	860,000	778,900	-	778,900	(18.2%)
Total Budget	1,094,969	952,600	860,000	778,900	-	778,900	(18.2%)

Appropriations by Program	FY 2007 Actual	FY 2008 Adopted	FY 2008 Forecast	FY 2009 Current	FY 2009 Expanded	FY 2009 Adopted	FY 2009 Change
Environmental Services (111)	518,256	293,000	277,200	270,300	-	270,300	(7.7%)
Environmental Services (131)	576,713	659,600	582,800	508,600	-	508,600	(22.9%)
Total Net Budget	1,094,969	952,600	860,000	778,900	-	778,900	(18.2%)
Total Transfers and Reserves	-	-	-	-	-	-	na
Total Budget	1,094,969	952,600	860,000	778,900	-	778,900	(18.2%)

Department Funding Sources	FY 2007 Actual	FY 2008 Adopted	FY 2008 Forecast	FY 2009 Current	FY 2009 Expanded	FY 2009 Adopted	FY 2009 Change
Licenses & Permits	22,650	25,000	74,300	75,000	-	75,000	200.0%
Intergovernmental Revenues	61,300	142,400	-	90,000	-	90,000	(36.8%)
Charges For Services	200,625	254,000	196,800	218,000	-	218,000	(14.2%)
Miscellaneous Revenues	236	-	-	-	-	-	na
Net Cost MSTD General Fund	456,816	293,000	277,200	270,300	-	270,300	(7.7%)
Net Cost Planning Services	353,343	238,200	311,700	125,600	-	125,600	(47.3%)
Total Funding	1,094,969	952,600	860,000	778,900	-	778,900	(18.2%)

Department Position Summary	FY 2007 Actual	FY 2008 Adopted	FY 2008 Forecast	FY 2009 Current	FY 2009 Expanded	FY 2009 Adopted	FY 2009 Change
Environmental Services (131)	10.00	12.00	12.00	10.00	-	10.00	(16.7%)
Environmental Services (111)	4.00	4.00	4.00	6.00	-	6.00	50.0%
Total FTE	14.00	16.00	16.00	16.00	-	16.00	0 %

**Collier County Government
Fiscal Year 2009 Adopted Budget**

**Community Development & Environmental Services Division
Engineering Services Department - Environ. Office
Environmental Services (131)**

Mission Statement

The purpose of the Environmental Review Section is to ensure that all land use petitions and development activities conform to the environmental requirements of the Growth Management Plan and the Land Development Code (LDC) and to maintain the environmental sections of the LDC.

Program Summary	FY 2009 Total FTE	FY 2009 Budget	FY 2009 Revenues	FY 2009 Net Cost
Environmental Review and Permitting	6.00	508,600	383,000	125,600
Issuance of various environmental permits such as vegetation removal and coastal construction setback line permits. Review of land use petitions site development plans for environmental compliance with the LDC and GMP. Provides technical support and coordination to the EAC.				
Unfilled Positions	4.00	-	-	-
Current Level of Service Budget	10.00	508,600	383,000	125,600
Total Adopted Budget	10.00	508,600	383,000	125,600

Program Performance Measures	FY 2007 Actual	FY 2008 Budget	FY 2008 Forecast	FY 2009 Budget
Building Permit Reviews	299	300	300	300
EAC Meetings	12	12	12	12
Environmental Permits Issued	81	76	74	74
GMP Consistency/Amendment Reviews	12	32	4	4
Percentage of Reviews Performed on time (Within 30 days)	89	95	85	80
Zoning/Engineering Reviews	964	1,090	810	810

Program Budgetary Cost Summary	FY 2007 Actual	FY 2008 Adopted	FY 2008 Forecast	FY 2009 Current	FY 2009 Expanded	FY 2009 Adopted	FY 2009 Change
Personal Services	547,314	613,900	558,200	484,300	-	484,300	(21.1%)
Operating Expense	29,400	35,700	24,600	24,300	-	24,300	(31.9%)
Capital Outlay	-	10,000	-	-	-	-	(100.0%)
Net Operating Budget	576,713	659,600	582,800	508,600	-	508,600	(22.9%)
Total Budget	576,713	659,600	582,800	508,600	-	508,600	(22.9%)
Total FTE	10.00	12.00	12.00	10.00	-	10.00	(16.7%)

Program Funding Sources	FY 2007 Actual	FY 2008 Adopted	FY 2008 Forecast	FY 2009 Current	FY 2009 Expanded	FY 2009 Adopted	FY 2009 Change
Licenses & Permits	22,650	25,000	74,300	75,000	-	75,000	200.0%
Intergovernmental Revenues	-	142,400	-	90,000	-	90,000	(36.8%)
Charges For Services	200,600	254,000	196,800	218,000	-	218,000	(14.2%)
Miscellaneous Revenues	120	-	-	-	-	-	na
Net Cost Planning Services	353,343	238,200	311,700	125,600	-	125,600	(47.3%)
Total Funding	576,713	659,600	582,800	508,600	-	508,600	(22.9%)

**Community Development & Environmental Services Division
Engineering Services Department - Environ. Office**

Forecast FY 07/08 – Forecast personal services are projected to be under budget with the freezing of an additional 2 positions, bringing the total number of positions frozen within this cost center to 4. The subsequent slump in 131 revenue resulted in implementation of current year cost savings efforts which resulted in operating expense reductions.

Current FY 08/09 – Current staffing within the section is budgeted at a 60% rate for personnel. Personal services include ten (10) authorized FTE's with funding for six (6). Of the four (4) unfilled FTEs, two (2) occurred through attrition, and two (2) FTEs were unfilled following staff accepting positions elsewhere in the County. Total expenses within this cost center are down 22.9% given current personnel funding and across the board reductions in operating expenses. All capital expenses within this cost center have been eliminated.

Since FY 08, this cost center (178984), along with the Environmental Services Department fund 111 cost center (178980), have been combined with Engineering Department cost centers to form the new Engineering and Environmental Services Department. Cost savings have occurred from the elimination of redundant administrative functions, and through efficiencies gained in review and inspection processes.

In addition to cost saving measures, this section is actively participating in the Municipal Software implementation project, with the goal of creating enhanced environmental review processes which directly lead to further improvements in review time frames.

Revenue FY 08/09 – For FY 09, budgeted total revenue within this department has declined indicative of reduced site plan/development activity. This is a reflection of the continuing reduction in planning/construction activity within the County.

Level of Service Impacts of Staff Reductions:

Note that as a result of the frozen positions, staff within the current filled positions and funding levels cannot meet projected review time frames at the 95% level. The Percentage of Reviews Performed on Time is therefore revised downward to 80% for FY 09 given the projected staffing, funding levels and workload. In order to get back to the 95% target, at least 2 positions must be unfrozen to accomplish the projected workload at the 95% target.

**Collier County Government
Fiscal Year 2009 Adopted Budget**

**Community Development & Environmental Services Division
Engineering Services Department - Environ. Office
Environmental Services (111)**

Mission Statement

The purpose of this department is to budget for the implementation of activities that provide for the development of various environmental plans and regulations.

Program Summary	FY 2009 Total FTE	FY 2009 Budget	FY 2009 Revenues	FY 2009 Net Cost
Environmental Planning and Regulation Development	2.00	270,300	-	270,300
Support to the Habitat Conservation Plan Advisory Committee (HCPAC), revision of the Manatee Protection Plan (MPP), implementation, coordination and revision to the GMP Conservation and Coastal Management Element, LDC Amendment support, review of Stewardship Sending Area (SSA) Applications and TDR Restoration Plans, development and maintenance of GIS environmental data, support to the Environmental Review Section as necessary.				
Unfilled Positions	4.00	-	-	-
Current Level of Service Budget	6.00	270,300	-	270,300
Total Adopted Budget	6.00	270,300	-	270,300

Program Performance Measures	FY 2007 Actual	FY 2008 Budget	FY 2008 Forecast	FY 2009 Budget
HCPAC Meetings	38	18	22	24
MPP Stakeholder Group Meetings	-	6	-	6
SSA Reviews	4	4	9	4
TDR Restoration Plans	2	-	2	2

Program Budgetary Cost Summary	FY 2007 Actual	FY 2008 Adopted	FY 2008 Forecast	FY 2009 Current	FY 2009 Expanded	FY 2009 Adopted	FY 2009 Change
Personal Services	439,640	150,700	164,300	152,200	-	152,200	1.0%
Operating Expense	78,616	142,300	112,900	118,100	-	118,100	(17.0%)
Net Operating Budget	518,256	293,000	277,200	270,300	-	270,300	(7.7%)
Total Budget	518,256	293,000	277,200	270,300	-	270,300	(7.7%)
Total FTE	4.00	4.00	4.00	6.00	-	6.00	50.0%

Program Funding Sources	FY 2007 Actual	FY 2008 Adopted	FY 2008 Forecast	FY 2009 Current	FY 2009 Expanded	FY 2009 Adopted	FY 2009 Change
Intergovernmental Revenues	61,300	-	-	-	-	-	na
Charges For Services	25	-	-	-	-	-	na
Miscellaneous Revenues	115	-	-	-	-	-	na
Net Cost MSTD General Fund	456,816	293,000	277,200	270,300	-	270,300	(7.7%)
Total Funding	518,256	293,000	277,200	270,300	-	270,300	(7.7%)

Forecast FY 07/08 – Forecast personal service expense is expected to exceed budget and will be covered by a 4th quarter budget amendment. Total forecast expenses within this section are projected below budget with the current compliment of two (2) FTEs being maintained for a majority of this fiscal year going forward into FY 09.

Current FY 08/09 –Current staffing is budgeted at a 33.3% rate for personnel. Personal Service expenses have increased modestly, reflective of cost of living adjustments. Reductions in operating expenses have led to total expenses decreasing by 7.7%. The consolidation of the CDES Engineering and Environmental Departments in FY 07 resulted in 2 FTEs being transferred out of this cost center and into Fund (131). Those FTEs maintain fractional duties within this cost center's purview, and that is reflected in a \$55,100 FY 09 interdepartmental service payment which is part of this section's operating expense.

**Collier County Government
Fiscal Year 2009 Adopted Budget**

**Community Development & Environmental Services Division
Building Review & Permitting Department**

Department Budgetary Cost Summar	FY 2007 Actual	FY 2008 Adopted	FY 2008 Forecast	FY 2009 Current	FY 2009 Expanded	FY 2009 Adopted	FY 2009 Change
Personal Services	6,466,549	6,312,800	6,176,300	4,571,300	-	4,571,300	(27.6%)
Operating Expense	635,205	808,400	545,600	481,400	-	481,400	(40.5%)
Capital Outlay	220,113	35,000	3,000	-	-	-	(100.0%)
Net Operating Budget	7,321,867	7,156,200	6,724,900	5,052,700	-	5,052,700	(29.4%)
Total Budget	7,321,867	7,156,200	6,724,900	5,052,700	-	5,052,700	(29.4%)

Appropriations by Program	FY 2007 Actual	FY 2008 Adopted	FY 2008 Forecast	FY 2009 Current	FY 2009 Expanded	FY 2009 Adopted	FY 2009 Change
Building Review & Permitting (113)	7,321,867	7,156,200	6,724,900	5,052,700	-	5,052,700	(29.4%)
Total Net Budget	7,321,867	7,156,200	6,724,900	5,052,700	-	5,052,700	(29.4%)
Total Transfers and Reserves	-	-	-	-	-	-	na
Total Budget	7,321,867	7,156,200	6,724,900	5,052,700	-	5,052,700	(29.4%)

Department Funding Sources	FY 2007 Actual	FY 2008 Adopted	FY 2008 Forecast	FY 2009 Current	FY 2009 Expanded	FY 2009 Adopted	FY 2009 Change
Miscellaneous Revenues	28,001	-	267,700	-	-	-	na
Reimb From Other Depts	7,554	-	-	-	-	-	na
Net Cost Community Development	7,286,312	7,156,200	6,457,200	5,052,700	-	5,052,700	(29.4%)
Total Funding	7,321,867	7,156,200	6,724,900	5,052,700	-	5,052,700	(29.4%)

Department Position Summary	FY 2007 Actual	FY 2008 Adopted	FY 2008 Forecast	FY 2009 Current	FY 2009 Expanded	FY 2009 Adopted	FY 2009 Change
Building Review & Permitting (113)	100.00	100.00	100.00	100.00	-	100.00	0 %
Total FTE	100.00	100.00	100.00	100.00	-	100.00	0 %

**Collier County Government
Fiscal Year 2009 Adopted Budget**

**Community Development & Environmental Services Division
Building Review & Permitting Department
Building Review & Permitting (113)**

Mission Statement

To provide fast, efficient, courteous customer service to the citizens of Collier County in the review and issuance of building permits; to provide quality, timely inspections for all structures under construction for compliance with the Florida Building Codes in effect at the time of permitting; and to prevent harm to the public caused by unlicensed and unscrupulous contractors.

Program Summary	FY 2009 Total FTE	FY 2009 Budget	FY 2009 Revenues	FY 2009 Net Cost
Departmental Administration/Overhead Funding for departmental administration and departmental overhead.	2.00	500,838	-	500,838
Building Permit Processing Provide review and assistance to customers with the processing of their building permits within 2 hours of their arrival.	9.00	426,347	-	426,347
Inspections and Plans Review Review and process residential permits within 5 working days and commercial permits within 14 working days; to provide quality inspections within 24 hours of receipt of request.	46.00	3,632,315	-	3,632,315
Contractor Licensing Investigate complaints within 24 hours and cite unlicensed contractors.	7.00	489,500	-	489,500
Required Permitting Presence Providing permitting service through a regional office located in Immokalee.	-	3,700	-	3,700
Unfilled Positions	36.00	-	-	-
Current Level of Service Budget	100.00	5,052,700	-	5,052,700
Total Adopted Budget	100.00	5,052,700	-	5,052,700

Program Performance Measures	FY 2007 Actual	FY 2008 Budget	FY 2008 Forecast	FY 2009 Budget
Number of Building Inspections Conducted	164,786	90,000	90,000	90,000
Number of Contractors Licensing Contacts	5,300	5,400	5,400	5,400
Number of Inspections per Inspector per Day	19	13	13	20
Number of Permits Issued	29,415	20,000	20,000	20,000

Program Budgetary Cost Summary	FY 2007 Actual	FY 2008 Adopted	FY 2008 Forecast	FY 2009 Current	FY 2009 Expanded	FY 2009 Adopted	FY 2009 Change
Personal Services	6,466,549	6,312,800	6,176,300	4,571,300	-	4,571,300	(27.6%)
Operating Expense	635,205	808,400	545,600	481,400	-	481,400	(40.5%)
Capital Outlay	220,113	35,000	3,000	-	-	-	(100.0%)
Net Operating Budget	7,321,867	7,156,200	6,724,900	5,052,700	-	5,052,700	(29.4%)
Total Budget	7,321,867	7,156,200	6,724,900	5,052,700	-	5,052,700	(29.4%)
Total FTE	100.00	100.00	100.00	100.00	-	100.00	0 %

Program Funding Sources	FY 2007 Actual	FY 2008 Adopted	FY 2008 Forecast	FY 2009 Current	FY 2009 Expanded	FY 2009 Adopted	FY 2009 Change
Miscellaneous Revenues	28,001	-	267,700	-	-	-	na
Reimb From Other Depts	7,554	-	-	-	-	-	na
Net Cost Community Development	7,286,312	7,156,200	6,457,200	5,052,700	-	5,052,700	(29.4%)
Total Funding	7,321,867	7,156,200	6,724,900	5,052,700	-	5,052,700	(29.4%)

Community Development & Environmental Services Division Building Review & Permitting Department

Forecast FY 07/08 – Forecast appropriations are projected well below budget, with cost savings measures reducing operating expenses, a hiring freeze, and mid-year staff reductions reducing personnel costs.

Current FY 08/09 – Responding to the slowing level of development activity in Collier County, the FY 09 Building Department budget reflects a variety of cost saving strategies which have reduced this sections overall expenses by 29.4%.

Current staffing is budgeted at a 64% rate for personnel. Attrition and mandatory reductions due to severe revenue shortfalls, has led to a total of thirty six (36) unfilled positions within this section. Of this department's one hundred (100) authorized FTEs, sixty four (64) are funded and 36 FTEs are unfilled. Of the thirty six (36) unfilled FTEs, seven (7) took advantage of the County's voluntary separation program, sixteen (16) were vacated via workforce reduction, ten (10) occurred through attrition, and three (3) accepted positions elsewhere in the County. Operating reductions include the elimination of funding for contracted inspection services to assist with inspection demand overflows, the elimination of recruitment expenses, and large reductions in furniture, supplies, travel, and other related expenses. Capital expenses have been totally eliminated by deferring the scheduled replacement of inspector vehicles and using non-inspector vehicles (assigned to Departmental staff).

In addition to these cost saving measures, the Building Department is aggressively participating in a variety of efforts with the goal of improving operational efficiency. Implementation of the Municipal Software System is expected to automate several labor intensive processes. Internal work flow studies are currently ongoing and intended to leverage the software project's potential benefits.

The Insurance Services Office (ISO) completed their analysis of the Collier County Building Department on February 28, 2008. The report answered the most frequently asked questions on how many inspectors do we need to supply the desired level of service to our community. The national standard is 10 inspections per day per full time inspector. The benchmark has proved to be realistic based on the surveying of 14,000 Building Departments.

Based on weekly activity reports we are estimating 20 inspections per day per full time inspector for FY 09. The following are a few of the risks associated with exceeding the standard:

- *Customer service - not completing all inspections in a timely manner on a daily basis.
- *Private Providers - ensuring the projects using private provider inspectors are completing the minimum mandatory inspections, required under the building code have been performed and properly recorded.
- *Damage Assessments and Mitigation of storm related damage - a reduction in building inspector damage assessment teams and public outreach relating to storm damage inspections.
- *Homeowners Insurance - an increase of inspections per inspector could reduce the amount of credits received for a new home constructed in Collier County.

Fee revenue and workload demands are being monitored and reported on a monthly basis, and a detailed plan is in place to further reduce costs if it becomes warranted. Such actions include the further reduction of FTEs, and placing staff such as field inspectors on part-time schedules.

Revenue FY 08/09 – In keeping with current work demand levels, total operating revenue in the entirety of Fund 113 for FY 09, excluding transfers, is budgeted at \$6.7 million, which is down from the comparable FY 08 budget of \$9.7 million, and the FY 07 budget of \$13.2 million. For the FY 09 budget, building permit related revenue within Fund (113) (consolidated within Administration cost centers) is projected below budget by \$2,105,000 or 30%. This year's budget plan within Fund 113 shows a fund balance (carry forward) of \$2.7 million. This fund balance was reduced from the year ending 07 fund balance of \$5.2 million. This reserve reduction is attributable primarily to an anticipated operating loss of \$2.5 million during FY 08.

**Collier County Government
Fiscal Year 2009 Adopted Budget**

**Community Development & Environmental Services Division
Code Enforcement Department**

Department Budgetary Cost Summar	FY 2007 Actual	FY 2008 Adopted	FY 2008 Forecast	FY 2009 Current	FY 2009 Expanded	FY 2009 Adopted	FY 2009 Change
Personal Services	3,143,048	3,369,400	3,434,000	3,333,900	-	3,333,900	(1.1%)
Operating Expense	995,969	984,900	934,000	902,700	-	902,700	(8.3%)
Capital Outlay	254,303	125,000	115,000	7,000	-	7,000	(94.4%)
Net Operating Budget	4,393,320	4,479,300	4,483,000	4,243,600	-	4,243,600	(5.3%)
Total Budget	4,393,320	4,479,300	4,483,000	4,243,600	-	4,243,600	(5.3%)

Appropriations by Program	FY 2007 Actual	FY 2008 Adopted	FY 2008 Forecast	FY 2009 Current	FY 2009 Expanded	FY 2009 Adopted	FY 2009 Change
Code Enforcement (111)	4,393,320	4,479,300	4,483,000	4,243,600	-	4,243,600	(5.3%)
Total Net Budget	4,393,320	4,479,300	4,483,000	4,243,600	-	4,243,600	(5.3%)
Total Transfers and Reserves	-	-	-	-	-	-	na
Total Budget	4,393,320	4,479,300	4,483,000	4,243,600	-	4,243,600	(5.3%)

Department Funding Sources	FY 2007 Actual	FY 2008 Adopted	FY 2008 Forecast	FY 2009 Current	FY 2009 Expanded	FY 2009 Adopted	FY 2009 Change
Licenses & Permits	563,031	673,800	742,400	787,500	-	787,500	16.9%
Charges For Services	308,147	285,100	117,200	219,200	-	219,200	(23.1%)
Fines & Forfeitures	386,991	710,000	505,000	446,000	-	446,000	(37.2%)
Miscellaneous Revenues	9,009	-	5,000	5,000	-	5,000	na
Interest/Misc	-	-	-	-	-	-	na
Assessments	42,097	35,000	10,000	25,000	-	25,000	(28.6%)
Net Cost MSTD General Fund	3,084,045	2,775,400	3,103,400	2,760,900	-	2,760,900	(0.5%)
Total Funding	4,393,320	4,479,300	4,483,000	4,243,600	-	4,243,600	(5.3%)

Department Position Summary	FY 2007 Actual	FY 2008 Adopted	FY 2008 Forecast	FY 2009 Current	FY 2009 Expanded	FY 2009 Adopted	FY 2009 Change
Code Enforcement (111)	52.00	52.00	52.00	53.00	-	53.00	1.9%
Total FTE	52.00	52.00	52.00	53.00	-	53.00	1.9%

Community Development & Environmental Services Division
Code Enforcement Department
Code Enforcement (111)

Mission Statement

Ensure compliance with the Land Development Code and the Code of Laws and Ordinances related to zoning, minimum housing standards, rental registration, vehicle for hire, and environmental laws and ordinances. Provide daily code enforcement patrol and complaint case development and resolution from voluntary compliance to court and board directed compliance to enhance and preserve property values and community standards.

**Collier County Government
Fiscal Year 2009 Adopted Budget**

**Community Development & Environmental Services Division
Code Enforcement Department
Code Enforcement (111)**

Program Summary	FY 2009 Total FTE	FY 2009 Budget	FY 2009 Revenues	FY 2009 Net Cost
Departmental Administration/Overhead Supervise daily operations of investigative and customer service staff. Provide direction and implement policies. Provide quality customer service; orchestrate all staff training; prepare training material; prepare documents related to compensation administration; maintain training files and; prepare a variety of departmental presentations.	4.00	685,264	1,482,700	-797,436
Base Operation - Coastal Area Enforcement of Land Development Codes and Regulations, implement enforcement of LDC in accordance with Chapter 163.3202, Florida State Statutes. Regulations include but are not limited to, subdivision of land, use of land waste, noise, minimum housing and vehicle parking within the Coastal Area.	8.00	603,057	-	603,057
Base Operation-Rural Enforcement of Land Development Codes and Regulations, implement enforcement of LDC in accordance with Chapter 163.3202, Florida State Statutes. Regulations include but are not limited to, subdivision of land, use of land, waste, noise, minimum housing and vehicle parking within the Rural County.	9.00	687,932	-	687,932
Base Operation-Immokalee Enforcement of Land Development Codes and Regulations, implement enforcement of LDC in accordance with Chapter 163.3202, Florida State Statutes. Regulations include but are not limited to, subdivision of land, use of land, waste, noise, minimum housing and vehicle parking within the Immokalee Area.	2.00	177,669	-	177,669
Base Operations-Evenings & Commercial Enforcement of Land Development Codes and Regulations, implement enforcement of LDC in accordance with Chapter 163.3202, Florida State Statutes. Regulations include but are not limited to, subdivision of land, use of land, waste, sign control, noise, minimum housing and vehicle parking.	6.00	443,150	-	443,150
Environmental and Sign Specialists Enforcement of Land Development Codes and Regulations, implement enforcement of LDC in accordance with Chapter 163.3202, Florida State Statutes. Regulations include but are not limited to, illegal clearing, PUD monitoring, vegetation removal, and sign control.	6.00	474,481	-	474,481
Customer Service Provide quality customer service, answer daily calls, document complaints, prepare mailings and maintain database. Administers Rental Registration Program.	8.00	460,194	-	460,194
PVAC Enforcement Provides quality customer service to the Vehicle for Hire Industry, processes and reviews all application for certificates to operate, complete vehicle inspections, issues permits. Performs all duties for the Administration of Vehicle for Hire Program.	2.00	203,195	-	203,195
CEB & Special Master Coordination Provide quality customer service, answer daily calls regarding Code Enforcement Board actions, prepare Executive Summaries, compile legal documents for CEB meetings, track official recording of legal documents, maintain database. Provide quality customer service, orchestrate all training for staff, prepare training material, prepare documents related to compensation administration, maintain files of completed training, prepare a variety of presentations for the department.	1.00	124,160	-	124,160
Fiscal Services Provide quality customer service to the general public, staff and outside agencies. Prepare files for contested citations, prepare reports, track revenues generated specific to the issuing agency.	2.00	127,088	-	127,088
Rental Registration & Housing Inspectors Provide quality customer service, conduct inspections of rental dwellings to identify deficiencies as they relate to Minimum Housing requirements. Enforcement of Land Development Codes and Regulations, implement enforcement of LDC in accordance with Chapter 163.3202, Florida State Statutes. Compile data, maintain database, prepare reports, and prepare and send invoices for registrations.	3.00	257,410	-	257,410
Unfilled Positions	2.00	-	-	-

**Collier County Government
Fiscal Year 2009 Adopted Budget**

**Community Development & Environmental Services Division
Code Enforcement Department**

Code Enforcement (111)

Current Level of Service Budget	53.00	4,243,600	1,482,700	2,760,900
Total Adopted Budget	53.00	4,243,600	1,482,700	2,760,900

Program Performance Measures	FY 2007 Actual	FY 2008 Budget	FY 2008 Forecast	FY 2009 Budget
Average Address points per Investigator	-	-	25,025	26,068
Average Response Time after Initial Complaint	-	-	48	72
Average Square Miles per Investigator	125	112	252	262
Average Visits per Case	3	3	3	3
Number of Citations Processed	6,575	9,000	9,000	9,000
Number of Code Enforcement Board Cases	99	95	95	95
Number of Enforcement Activities	24,340	25,000	25,000	25,000
Number of Rental Inspections	56	50	50	50
Number of Rental Registrations Processed	6,147	6,500	6,500	6,500
Number of Rental Units Registered	14,822	15,000	15,000	15,000
Number of Sign Violations	7,542	5,600	5,600	5,600
Number of Special Master Cases	412	550	550	550
Number of Vehicle for Hire Certificates to Operate Issued	102	112	112	112
Number of Vehicle for Hire Driver IDs Issued	1,037	1,400	1,400	1,400

Program Budgetary Cost Summary	FY 2007 Actual	FY 2008 Adopted	FY 2008 Forecast	FY 2009 Current	FY 2009 Expanded	FY 2009 Adopted	FY 2009 Change
Personal Services	3,143,048	3,369,400	3,434,000	3,333,900	-	3,333,900	(1.1%)
Operating Expense	995,969	984,900	934,000	902,700	-	902,700	(8.3%)
Capital Outlay	254,303	125,000	115,000	7,000	-	7,000	(94.4%)
Net Operating Budget	4,393,320	4,479,300	4,483,000	4,243,600	-	4,243,600	(5.3%)
Total Budget	4,393,320	4,479,300	4,483,000	4,243,600	-	4,243,600	(5.3%)
Total FTE	52.00	52.00	52.00	53.00	-	53.00	1.9%

Program Funding Sources	FY 2007 Actual	FY 2008 Adopted	FY 2008 Forecast	FY 2009 Current	FY 2009 Expanded	FY 2009 Adopted	FY 2009 Change
Licenses & Permits	563,031	673,800	742,400	787,500	-	787,500	16.9%
Charges For Services	308,147	285,100	117,200	219,200	-	219,200	(23.1%)
Fines & Forfeitures	386,991	710,000	505,000	446,000	-	446,000	(37.2%)
Miscellaneous Revenues	9,009	-	5,000	5,000	-	5,000	na
Interest/Misc	-	-	-	-	-	-	na
Assessments	42,097	35,000	10,000	25,000	-	25,000	(28.6%)
Net Cost MSTD General Fund	3,084,045	2,775,400	3,103,400	2,760,900	-	2,760,900	(0.5%)
Total Funding	4,393,320	4,479,300	4,483,000	4,243,600	-	4,243,600	(5.3%)

**Community Development & Environmental Services Division
Code Enforcement Department**

Forecast FY 07/08 – Personal Services are projected to exceed budget due to unanticipated separation payouts and voluntary separation program payments. Operating and capital expenses are projected slightly below budget.

Current FY 08/09 – Current staffing is budgeted at a rate of 96% for personnel. Personal Service expenses are budgeted to decrease by 1.1%, reflective of 2 unfunded FTEs. Further reductions in operating and capital expenses have led to an overall decrease in the FY 09 budget of 5.3%. This \$235,700 reduction in the Code budget included a \$118,000 reduction in capital expenses, a \$31,000 reduction in cell phone expenses, and a variety of smaller expense decreases. Included this fiscal year, with the Code module of City View having gone live, is \$50,000 for IT Direct Client Services in support of the new system. This IT charge of approximately \$250,000 (which is in addition to other IT capital and IT allocation charges) is assessed to Fund 113, and redistributed to Departments based on FTE counts and system usage.

In addition to cost saving measures, the Code Enforcement Department implemented the initial phase of the municipal software system initiative within CDES. It was anticipated that process efficiencies through the automation of tasks, and process improvements through enhanced access to technologies such as GIS, would lead to opportunities to improve the cost of providing services. This is partially reflected in the reductions contained within this FY 09 budget, and further savings are anticipated.

Revenue FY 08/09 - Revenue has been budgeted 13.0% below the FY 08 adopted budget, which is due almost solely to a reduction in budgeted Code Enforcement Board Fines from \$400,000 to \$125,000. This \$125,000 figure is reflective of FY 07 actual and FY 08 forecast revenue numbers, and the \$400,000 budget number was based on an anomalous FY 06 revenue number. Total revenue for FY 09 is budgeted to be \$1,482,700.

Level of Service Impacts of Staff Reductions:

-Field Supervisor - reduced guidance in the field to investigators, no backup for investigative supervisors and the response to AIMS issues will have to be distributed throughout the Department.

-Urban Area Investigator - The investigative staff will now have an increase in square mile coverage and address points for which they will be responsible for responding to complaints and initiating proactive patrols. It is anticipated that this reduction will affect the response time to complaints as well as result in a reduction of proactive patrols.

**Collier County Government
Fiscal Year 2009 Adopted Budget**

**Community Development & Environmental Services Division
CDES Administration Office of Operations**

Department Budgetary Cost Summar	FY 2007 Actual	FY 2008 Adopted	FY 2008 Forecast	FY 2009 Current	FY 2009 Expanded	FY 2009 Adopted	FY 2009 Change
Personal Services	1,238,271	1,232,200	1,295,900	1,049,100	-	1,049,100	(14.9%)
Operating Expense	320,825	406,200	331,600	326,600	-	326,600	(19.6%)
Indirect Cost Reimburs	14,600	19,200	19,200	14,100	-	14,100	(26.6%)
Capital Outlay	38,173	23,600	5,800	-	-	-	(100.0%)
Net Operating Budget	1,611,868	1,681,200	1,652,500	1,389,800	-	1,389,800	(17.3%)
Reserves For Contingencies	-	11,300	-	18,500	-	18,500	63.7%
Reserves For Capital	-	449,700	-	476,300	-	476,300	5.9%
Reserves For Cash Flow	-	33,800	-	46,700	-	46,700	38.2%
Total Budget	1,611,868	2,176,000	1,652,500	1,931,300	-	1,931,300	(11.2%)

Appropriations by Program	FY 2007 Actual	FY 2008 Adopted	FY 2008 Forecast	FY 2009 Current	FY 2009 Expanded	FY 2009 Adopted	FY 2009 Change
Address, Call Center, & Records Mgt (113)	963,377	985,100	953,300	619,800	-	619,800	(37.1%)
Franchise Administration Element (111)	88,884	106,600	68,600	177,700	-	177,700	66.7%
GIS/CAD Mapping Section (131)	372,747	364,400	370,900	283,800	-	283,800	(22.1%)
Utility Regulations Fund (669)	186,860	225,100	259,700	308,500	-	308,500	37.1%
Total Net Budget	1,611,868	1,681,200	1,652,500	1,389,800	-	1,389,800	(17.3%)
Total Transfers and Reserves	-	494,800	-	541,500	-	541,500	9.4%
Total Budget	1,611,868	2,176,000	1,652,500	1,931,300	-	1,931,300	(11.2%)

Department Funding Sources	FY 2007 Actual	FY 2008 Adopted	FY 2008 Forecast	FY 2009 Current	FY 2009 Expanded	FY 2009 Adopted	FY 2009 Change
Franchise Fees	158,431	120,000	150,000	225,000	-	225,000	87.5%
CATV Franchise Fees	5,074,746	4,600,000	5,074,800	5,100,000	-	5,100,000	10.9%
Charges For Services	-	-	-	-	-	-	na
Miscellaneous Revenues	23,119	20,000	20,000	20,000	-	20,000	0 %
Interest/Misc	5,006	-	-	-	-	-	na
Reimb From Other Depts	67,100	67,000	67,000	80,000	-	80,000	19.4%
Net Cost MSTD General Fund	(5,007,006)	(4,513,400)	(5,026,200)	(4,942,300)	-	(4,942,300)	9.5%
Net Cost Community Development	961,584	985,100	953,300	619,800	-	619,800	(37.1%)
Net Cost Planning Services	372,747	364,400	370,900	283,800	-	283,800	(22.1%)
Carry Forward	559,441	538,900	599,000	556,300	-	556,300	3.2%
Negative 5% Revenue Reserve	-	(6,000)	-	(11,300)	-	(11,300)	88.3%
Total Funding	2,215,168	2,176,000	2,208,800	1,931,300	-	1,931,300	(11.2%)

Department Position Summary	FY 2007 Actual	FY 2008 Adopted	FY 2008 Forecast	FY 2009 Current	FY 2009 Expanded	FY 2009 Adopted	FY 2009 Change
Address, Call Center, & Records Mgt (113)	16.00	16.00	16.00	15.00	-	15.00	(6.3%)
GIS/CAD Mapping Section (131)	4.00	4.00	4.00	4.00	-	4.00	0 %
Franchise Administration Element (111)	-	-	-	1.00	-	1.00	na
Utility Regulations Fund (669)	2.00	2.00	2.00	3.00	-	3.00	50.0%
Total FTE	22.00	22.00	22.00	23.00	-	23.00	4.5%

**Collier County Government
Fiscal Year 2009 Adopted Budget**

**Community Development & Environmental Services Division
CDES Administration Office of Operations
Address, Call Center, & Records Mgt (113)**

Mission Statement

To provide secure scanning/digital conversion, and call center functions, digital conversion, records management and storage/retrieval services related to Building Review and Permitting records of the Community Development and Environmental Services Division as required by the Florida Department of State and Florida Statutes.

Program Summary	FY 2009 Total FTE	FY 2009 Budget	FY 2009 Revenues	FY 2009 Net Cost
Records Management/Call Center/Digital Conv	6.00	471,900	-	471,900
Management/maintenance of permitting records and timely response to public records requests as required by the Department of State Records Management and Florida Statutes. Call Center support of Division in the Development Services Center by reception, directing calls, and taking and receiving messages, and customer service duties as required. Digital conversion, document imaging of hardcopy to electronic, of all vertical construction permit documents.				
Petition Support and Addressing Compliance Enforcement	2.00	147,900	-	147,900
Clerical, technical and site review support of petition processing and legal address assignment for all proposed projects during Site Development Plan and subdivision review processes. Coordinates with E911, EMS, Sheriff, Property Appraiser, Fire Districts and other service providers to eliminate duplicate names and ensure compliance through enforcement of the E911 Addressing Ordinance.				
Unfilled Positions	7.00	-	-	-
Current Level of Service Budget	15.00	619,800	-	619,800
Total Adopted Budget	15.00	619,800	-	619,800

Program Performance Measures	FY 2007 Actual	FY 2008 Budget	FY 2008 Forecast	FY 2009 Budget
Number of Customers Served by Addressing	16,790	16,000	16,000	16,000
Number of Customers Served by Call Center	4,236	1,400	1,800	1,800
Number of Customers Served by Records Room Staff	10,694	10,800	10,000	10,000
Number of Incoming Phone Calls Answered by Switchboard	102,945	170,000	130,000	110,000
Number of Job Site Copies Made by Records Room Staff	442	450	300	300
Number of On-Site Field Checks for Addressing	100	100	100	100
Number of Plans/Petitions Final Projects Reviewed and Mailed	2,957	3,400	3,400	3,400

Program Budgetary Cost Summary	FY 2007 Actual	FY 2008 Adopted	FY 2008 Forecast	FY 2009 Current	FY 2009 Expanded	FY 2009 Adopted	FY 2009 Change
Personal Services	758,662	769,000	760,900	473,500	-	473,500	(38.4%)
Operating Expense	174,135	201,300	192,400	146,300	-	146,300	(27.3%)
Capital Outlay	30,580	14,800	-	-	-	-	(100.0%)
Net Operating Budget	963,377	985,100	953,300	619,800	-	619,800	(37.1%)
Total Budget	963,377	985,100	953,300	619,800	-	619,800	(37.1%)
Total FTE	16.00	16.00	16.00	15.00	-	15.00	(6.3%)

Program Funding Sources	FY 2007 Actual	FY 2008 Adopted	FY 2008 Forecast	FY 2009 Current	FY 2009 Expanded	FY 2009 Adopted	FY 2009 Change
Charges For Services	-	-	-	-	-	-	na
Miscellaneous Revenues	1,793	-	-	-	-	-	na
Net Cost Community Development	961,584	985,100	953,300	619,800	-	619,800	(37.1%)
Total Funding	963,377	985,100	953,300	619,800	-	619,800	(37.1%)

**Community Development & Environmental Services Division
CDES Administration Office of Operations**

Forecast FY 07/08 – Forecast expenses are projected to be below budget with seven (7) positions unfilled during the course of FY 08 due to attrition, voluntary separation program participation, and revenue necessitated staff reductions. These reductions were generally offset by un-budgeted separation pay and expenses connected with the voluntary separation program.

Current FY 08/09 – Current staffing is budgeted at a rate of 53.3% for personnel. Total expenses for FY 09 are down 37.1%, with seven (7) unfilled positions and additional reductions in operating and capital costs. From the seven (7) unfilled positions, two (2) occurred via the VSIP program, two (2) occurred as a result of revenue required workforce reductions and three (3) stemmed from attrition. For FY 09, Scanning and Call Center expenses are down 38.9%, and Addressing expenses are down 30.5%

This cost center, and the remaining costs centers of GIS/Mapping, Records, Addressing, and Cable Administration were combined prior to the 2007 budget under the CDES Office of Operations and Regulatory Management which report directly to the CDES Administrator.

In addition to on-going cost saving measures, this section is actively involved in the Municipal Software system implementation project, with improved efficiencies in the addressing process expected.

Level of Service Impacts from Staff Reductions -- The following is the impact result from reducing records room staffing to a count of three (3) FTE.

-Hours of operations for the CDES Records Room will need to be changed to accommodate workloads.

8 am – 9 am CLOSED
9 am – 12 pm OPEN
12 pm – 1 pm CLOSED (Lunch)
1 pm – 4 pm OPEN
4 pm – 5 pm CLOSED

-For customer service and security reasons, no more than six customers (internal and external) will be allowed in the records room at one time.

-The timeliness of public records request processing will be impacted.

-Many support duties to other departments will need to be assumed by those departments (permit folder creation, document pick-up, sorting of files scheduled to be digitally converted, divisional mail services, etc.)

-Jobsite copy requests will take up to five business days.

-Offsite storage retrieval deliveries will be reduced to two times per week (Tuesday and Friday).

-Zoning, Engineering and Building Department archived documents will no longer be scanned until staffing levels increase.

Once these protocols can be measured over a period time, additional cuts in operating hours or reduction in services may be required at a later date.

**Collier County Government
Fiscal Year 2009 Adopted Budget**

**Community Development & Environmental Services Division
CDES Administration Office of Operations
GIS/CAD Mapping Section (131)**

Mission Statement

To provide GIS/CAD mapping and technical support to the Community Development and Environmental Services Division, and on a contract or need basis, to other departments and/or agencies.

Program Summary	FY 2009 Total FTE	FY 2009 Budget	FY 2009 Revenues	FY 2009 Net Cost
Zoning Atlas, Data Layer Maintenance and Technical Support	3.00	283,800	-	283,800
Maintain, edit and update the County's Official Zoning Atlas computer files. Provide technical support to Engineering, Zoning and Comprehensive Planning Departments, including rezone exhibits/property owner lists and support for the County's Growth Management Plan. Provide Technical and GIS/CAD support to other departments within the Division and on a contract or as needed basis, to departments outside the Division and the public. Maintain, edit and update the GIS/911 Addressing database for utilization by all County agencies.				
Unfilled Positions	1.00	-	-	-
Current Level of Service Budget	4.00	283,800	-	283,800
Total Adopted Budget	4.00	283,800	-	283,800

Program Performance Measures	FY 2007 Actual	FY 2008 Budget	FY 2008 Forecast	FY 2009 Budget
Rezone Exhibits Mapped Within 60 Days of Recording	266	255	400	400
Subdivisions and Rezones Mapped within 60 days of Recording	46	55	25	25
Zoning Atlas Maps Updated	705	1,200	850	850

Program Budgetary Cost Summary	FY 2007 Actual	FY 2008 Adopted	FY 2008 Forecast	FY 2009 Current	FY 2009 Expanded	FY 2009 Adopted	FY 2009 Change
Personal Services	314,449	298,500	320,400	254,000	-	254,000	(14.9%)
Operating Expense	58,297	59,900	44,700	29,800	-	29,800	(50.3%)
Capital Outlay	-	6,000	5,800	-	-	-	(100.0%)
Net Operating Budget	372,747	364,400	370,900	283,800	-	283,800	(22.1%)
Total Budget	372,747	364,400	370,900	283,800	-	283,800	(22.1%)
Total FTE	4.00	4.00	4.00	4.00	-	4.00	0 %

Program Funding Sources	FY 2007 Actual	FY 2008 Adopted	FY 2008 Forecast	FY 2009 Current	FY 2009 Expanded	FY 2009 Adopted	FY 2009 Change
Net Cost Planning Services	372,747	364,400	370,900	283,800	-	283,800	(22.1%)
Total Funding	372,747	364,400	370,900	283,800	-	283,800	(22.1%)

Forecast FY 07/08 – Forecast personal services exceed budget due to separation payouts and expense connected with the participation in the voluntary separation program.

Current FY 08/09 – Current staffing is budgeted at a 75% rate for personnel. Of this cost center's four (4) authorized FTEs, three (3) are funded and one (1) is unfilled after voluntary separation participation. Total expenses are budgeted to decrease by 22.1% given personnel reductions and across the board reductions in operating expenses. All capital expenses for this cost center have been eliminated from this proposed budget. Principal expenses in this cost center are related to mapping supplies and required software.

In addition to cost saving measures, this section is playing the central role in the GIS integration into the new Municipal Software system. GIS functionality is available in all the system's modules, and is expected to greatly improve application review process time frames. This cost center, and the remaining costs centers of GIS/Mapping, Records, Addressing, and Cable Administration were combined prior to the 2007 budget under the CDES Office of Operations and Regulatory Management which report directly to the CDES Administrator.

**Collier County Government
Fiscal Year 2009 Adopted Budget**

**Community Development & Environmental Services Division
CDES Administration Office of Operations
Franchise Administration Element (111)**

Mission Statement

To negotiate and administer telecommunications licenses and cable franchises, monitor associated fees and customer service standards that ensure quality services for the residents of Collier County.

Program Summary	FY 2009 Total FTE	FY 2009 Budget	FY 2009 Revenues	FY 2009 Net Cost
Departmental Administration/Overhead/Customer Service	1.00	177,700	5,120,000	-4,942,300
To administer telecommunications licenses and cable franchises operating in unincorporated Collier County while monitoring quality of service and customer service issues.				
Current Level of Service Budget	1.00	177,700	5,120,000	-4,942,300
Total Adopted Budget	1.00	177,700	5,120,000	-4,942,300

Program Performance Measures	FY 2007 Actual	FY 2008 Budget	FY 2008 Forecast	FY 2009 Budget
Franchises and Renewals/Transfers Processed	1	2	2	2
Number of Customer Complaints and Inquiries	1,000	1,000	1,300	1,200
Percent Completed Within Statutory Timeframe	100	100	100	100

Program Budgetary Cost Summary	FY 2007 Actual	FY 2008 Adopted	FY 2008 Forecast	FY 2009 Current	FY 2009 Expanded	FY 2009 Adopted	FY 2009 Change
Personal Services	-	-	-	73,300	-	73,300	na
Operating Expense	81,292	106,600	68,600	104,400	-	104,400	(2.1%)
Capital Outlay	7,592	-	-	-	-	-	na
Net Operating Budget	88,884	106,600	68,600	177,700	-	177,700	66.7%
Total Budget	88,884	106,600	68,600	177,700	-	177,700	66.7%
Total FTE	-	-	-	1.00	-	1.00	na

Program Funding Sources	FY 2007 Actual	FY 2008 Adopted	FY 2008 Forecast	FY 2009 Current	FY 2009 Expanded	FY 2009 Adopted	FY 2009 Change
CATV Franchise Fees	5,074,746	4,600,000	5,074,800	5,100,000	-	5,100,000	10.9%
Miscellaneous Revenues	21,144	20,000	20,000	20,000	-	20,000	0 %
Net Cost MSTD General Fund	(5,007,006)	(4,513,400)	(5,026,200)	(4,942,300)	-	(4,942,300)	9.5%
Total Funding	88,884	106,600	68,600	177,700	-	177,700	66.7%

**Community Development & Environmental Services Division
CDES Administration Office of Operations**

Current FY 08/09 – Collier County receives a portion of the State Communication Services Tax paid by communication providers. Franchise fee revenue for FY 09 is budgeted at \$5,100,000.

Operating expenses for FY 09 total \$177,700, an increase of 66.7% from the previous year. This increase is due to the transfer of one (1) FTE from Fund (131) Division Administration. This budget includes a \$10,000 consultant contingency for cable contract renewals and interdepartmental service payments totaling \$80,000 for work performed by Fund (669) staff benefiting this section.

This cost center, and the remaining costs centers of GIS/Mapping, Records, Addressing, and Cable Administration were combined prior to the 2007 budget under the CDES Office of Operations and Regulatory Management which report directly to the CDES Administrator.

FY 08/09 FTE Relocation - Under the direction of the CDES Office of Operations and Regulatory Management, this position serves as the CDES Division principal point of contact for residents and visitors to acquire general information about building, land use and code enforcement matters. Since the elimination of the Cable Franchise Coordinator classification, this position also:

- Responds to constituent requests pertaining to cable television, electric, gas and other private underground utility concerns.
- Serves on the Collier County and City of Naples underground damage prevention task force (Call before you dig).
- Partners with County and State Transportation staff to shepherd right-of-way issues and tasks as they relate to complaints and inquiries pertaining to new and existing projects.
- Interfaces with the Collier County Utility Regulation staff and the Florida Department of Revenue to monitor and report revenues collected from the Florida Communications Services Tax (CST), which is the largest single non-ad valorem contribution to the County's general fund.
- Acts as the principal support staff to CDES Operations Manager for all matters relating to disaster assessment, recovery, and build-back.

**Collier County Government
Fiscal Year 2009 Adopted Budget**

**Community Development & Environmental Services Division
CDES Administration Office of Operations
Utility Regulations Fund (669)**

Mission Statement

To provide effective and efficient regulation of privately owned water, bulk water, and wastewater utilities, providing service within the unincorporated areas of Collier County and the City of Marco Island, and the timely resolution of customer inquiries pertaining to quality utility service

Program Summary	FY 2009 Total FTE	FY 2009 Budget	FY 2009 Revenues	FY 2009 Net Cost
Departmental Administration and Enforcement	2.50	234,691	850,000	-615,309
Departmental administration and enforcement of enabling ordinance and supplemental rules of the Board regarding water, bulk water, and wastewater utility regulation of investor-owned utilities; to provide administrative support to the Collier County Water and Wastewater Authority; to review, audit, and make recommendations as appropriate regarding territorial boundaries, rate tariffs, rate investigations, and standard operating procedures of utilities subject to local regulation.				
Customer Service	0.50	73,809	-	73,809
To provide timely research and resolution of customer inquiries regarding utility service, billing, customer relations, as related to private utilities under regulatory jurisdiction of the Board of County Commissioners.				
Reserves	-	541,500	-	541,500
Contingencies may include health, safety and welfare issues connected with operation and maintenance of privately owned utilities should the Collier County Water and Wastewater Authority or the BCC be appointed by the Court as receiver of utilities that are in financial distress or abandoned.				
Current Level of Service Budget	3.00	850,000	850,000	-
Total Adopted Budget	3.00	850,000	850,000	-

Program Performance Measures	FY 2007 Actual	FY 2008 Budget	FY 2008 Forecast	FY 2009 Budget
Customer Inquiries	2,500	2,500	2,800	3,000
Other Utility Actions	50	50	50	75
Percent Resolved Within 72 Hours	100	100	100	100
Rate Adjustment Applications/Actions	20	20	20	20

Program Budgetary Cost Summary	FY 2007 Actual	FY 2008 Adopted	FY 2008 Forecast	FY 2009 Current	FY 2009 Expanded	FY 2009 Adopted	FY 2009 Change
Personal Services	165,159	164,700	214,600	248,300	-	248,300	50.8%
Operating Expense	7,101	38,400	25,900	46,100	-	46,100	20.1%
Indirect Cost Reimburs	14,600	19,200	19,200	14,100	-	14,100	(26.6%)
Capital Outlay	-	2,800	-	-	-	-	(100.0%)
Net Operating Budget	186,860	225,100	259,700	308,500	-	308,500	37.1%
Reserves For Contingencies	-	11,300	-	18,500	-	18,500	63.7%
Reserves For Capital	-	449,700	-	476,300	-	476,300	5.9%
Reserves For Cash Flow	-	33,800	-	46,700	-	46,700	38.2%
Total Budget	186,860	719,900	259,700	850,000	-	850,000	18.1%
Total FTE	2.00	2.00	2.00	3.00	-	3.00	50.0%

**Collier County Government
Fiscal Year 2009 Adopted Budget**

**Community Development & Environmental Services Division
CDES Administration Office of Operations
Utility Regulations Fund (669)**

Program Funding Sources	FY 2007 Actual	FY 2008 Adopted	FY 2008 Forecast	FY 2009 Current	FY 2009 Expanded	FY 2009 Adopted	FY 2009 Change
Franchise Fees	158,431	120,000	150,000	225,000	-	225,000	87.5%
Miscellaneous Revenues	182	-	-	-	-	-	na
Interest/Misc	5,006	-	-	-	-	-	na
Reimb From Other Depts	67,100	67,000	67,000	80,000	-	80,000	19.4%
Carry Forward	559,441	538,900	599,000	556,300	-	556,300	3.2%
Negative 5% Revenue Reserve	-	(6,000)	-	(11,300)	-	(11,300)	88.3%
Total Funding	790,160	719,900	816,000	850,000	-	850,000	18.1%

Forecast FY 07/08 – Forecast personal services are projected to exceed budget with the transfer of one (1) FTE from Fund (113) - the Records Section. This will be covered by a 4th quarter budget amendment. Operating expenses are forecast below budget.

Current FY 08/09 – Personal Service expenses are up 50.8% reflecting the additional position plus budgeted salary adjustments. Overall expenses are up 37.1% and while personnel costs represent the majority of this increase, it should be noted that a appropriation totaling \$19,200 for rate case related professional services is budgeted.

This budget shows a rate increase (regulatory assessment fee) from 2% to 3% of gross utility revenue. With expanded regulatory duties due to new utilities coming on line and current utilities expanding their service areas within their certificated franchise areas, continuing to collect at the current 2% regulatory assessment fee will create revenue shortfalls expected to exceed \$25,000 for FY 08 and \$50,000 for FY 09. A 3% regulatory assessment fee would provide a funding level that is more parallel with the expenditure costs for the regulatory function as well as anticipated costs relating to future rate cases. Should a fee increase not be granted and a rate case ensue during FY 09, consultant, engineering and legal costs could exceed \$200,000, which would be paid from utility regulation reserves, leaving this fund in a position that would not be able to support future rate cases from other regulated utilities.

This 1% increase in the regulatory assessment fee, as illustrated in the FY 09 budget, continues to offer a significant savings in comparison to the Florida Public Service Commissions Regulatory Assessment Fee of 4.5%. The increase will continue to enable the County to provide the regulatory function at the local government level, and should aid in stabilizing future drains on the utility regulatory reserve balance. This modest increase will cost the average private utility customer 70 cents per month on the average utility bill of \$70.00.

This cost center, and the remaining costs centers of GIS/Mapping, Records, Addressing, and Cable Administration were combined prior to the 2007 budget under the CDES Office of Operations and Regulatory Management which report directly to the CDES Administrator.

**Collier County Government
Fiscal Year 2009 Adopted Budget**

**Community Development & Environmental Services Division
Engineering Services Department**

Department Budgetary Cost Summar	FY 2007 Actual	FY 2008 Adopted	FY 2008 Forecast	FY 2009 Current	FY 2009 Expanded	FY 2009 Adopted	FY 2009 Change
Personal Services	2,766,661	2,545,100	2,485,000	2,250,500	-	2,250,500	(11.6%)
Operating Expense	280,550	4,045,700	955,400	2,842,800	-	2,842,800	(29.7%)
Capital Outlay	24,061	4,300	-	-	-	-	(100.0%)
Net Operating Budget	3,071,271	6,595,100	3,440,400	5,093,300	-	5,093,300	(22.8%)
Total Budget	3,071,271	6,595,100	3,440,400	5,093,300	-	5,093,300	(22.8%)

Appropriations by Program	FY 2007 Actual	FY 2008 Adopted	FY 2008 Forecast	FY 2009 Current	FY 2009 Expanded	FY 2009 Adopted	FY 2009 Change
Engineering (131)	2,710,982	2,353,900	2,266,900	1,845,000	-	1,845,000	(21.6%)
Planned Unit Development (PUD)	257,226	244,800	200,200	327,400	-	327,400	33.7%
Monitoring (131)							
Watershed Management Plan Study (001)	103,063	3,996,400	973,300	2,920,900	-	2,920,900	(26.9%)
Total Net Budget	3,071,271	6,595,100	3,440,400	5,093,300	-	5,093,300	(22.8%)
Total Transfers and Reserves	-	-	-	-	-	-	na
Total Budget	3,071,271	6,595,100	3,440,400	5,093,300	-	5,093,300	(22.8%)

Department Funding Sources	FY 2007 Actual	FY 2008 Adopted	FY 2008 Forecast	FY 2009 Current	FY 2009 Expanded	FY 2009 Adopted	FY 2009 Change
Licenses & Permits	2,083,665	2,691,000	2,682,300	2,074,000	-	2,074,000	(22.9%)
Reinspection Fees	303,925	360,000	157,600	150,000	-	150,000	(58.3%)
Charges For Services	7,457	11,000	7,000	76,000	-	76,000	590.9%
Miscellaneous Revenues	307	-	-	-	-	-	na
Reimb From Other Depts	182	-	-	-	-	-	na
Net Cost General Fund	103,063	3,996,400	973,300	2,920,900	-	2,920,900	(26.9%)
Net Cost Planning Services	572,672	(463,300)	(379,800)	(127,600)	-	(127,600)	(72.5%)
Total Funding	3,071,271	6,595,100	3,440,400	5,093,300	-	5,093,300	(22.8%)

Department Position Summary	FY 2007 Actual	FY 2008 Adopted	FY 2008 Forecast	FY 2009 Current	FY 2009 Expanded	FY 2009 Adopted	FY 2009 Change
Engineering (131)	29.00	29.00	29.00	29.00	-	29.00	0 %
Watershed Management Plan Study (001)	2.00	2.00	2.00	2.00	-	2.00	0 %
Planned Unit Development (PUD)	4.00	4.00	4.00	4.00	-	4.00	0 %
Monitoring (131)							
Total FTE	35.00	35.00	35.00	35.00	-	35.00	0 %

**Collier County Government
Fiscal Year 2009 Adopted Budget**

**Community Development & Environmental Services Division
Engineering Services Department
Engineering (131)**

Mission Statement

It is the Department's goal to oversee the implementation Land Development Code and Subdivision Regulations in a competent, accurate, expeditious, cost effective and courteous manner, to provide an efficient review and approval of subdivisions, SDP's, SIP's and Insubstantial Changes and to provide inspection services of infrastructure construction to assure compliance with County Standards.

Program Summary	FY 2009 Total FTE	FY 2009 Budget	FY 2009 Revenues	FY 2009 Net Cost
Departmental Administration/Overhead Fund for department administration and fixed departmental overhead	3.00	307,847	2,300,000	-1,992,153
Engineering Review Technical review and approval of plans for subdivisions, SDP's, SIP's and insubstantial changes.	7.00	772,632	-	772,632
Engineering Inspections Inspections of infrastructure construction, inspection of all single family units for drainage right of way, landscaping, and well inspections. Support to the PUD Monitoring Program.	8.00	764,521	-	764,521
Unfilled Positions	11.00	-	-	-
Current Level of Service Budget	29.00	1,845,000	2,300,000	-455,000
Total Adopted Budget	29.00	1,845,000	2,300,000	-455,000

Program Performance Measures	FY 2007 Actual	FY 2008 Budget	FY 2008 Forecast	FY 2009 Budget
Engineering Building Inspections	23,488	25,750	12,000	10,000
Number of Well Inspections (New and Reinspections)	1,504	1,000	900	800
Response to 800 Series Call-in Inspections % within 1 day	90	-	85	85
Response to 800 Series Call-in Inspections % within 3 days	96	-	95	95
Site Development Plans Processed New Submittals - SDP, SDPA, SDPI, SIP	453	450	300	300
Subdivision Plans Processed New Submittals - PPL, PPLA, CNSTR, FP, ICP	129	95	75	75
Utilities Conveyance (Preliminary and Final)	300	250	300	250

Program Budgetary Cost Summary	FY 2007 Actual	FY 2008 Adopted	FY 2008 Forecast	FY 2009 Current	FY 2009 Expanded	FY 2009 Adopted	FY 2009 Change
Personal Services	2,423,853	2,112,600	2,075,900	1,736,100	-	1,736,100	(17.8%)
Operating Expense	263,068	239,500	191,000	108,900	-	108,900	(54.5%)
Capital Outlay	24,061	1,800	-	-	-	-	(100.0%)
Net Operating Budget	2,710,982	2,353,900	2,266,900	1,845,000	-	1,845,000	(21.6%)
Total Budget	2,710,982	2,353,900	2,266,900	1,845,000	-	1,845,000	(21.6%)
Total FTE	29.00	29.00	29.00	29.00	-	29.00	0 %

Program Funding Sources	FY 2007 Actual	FY 2008 Adopted	FY 2008 Forecast	FY 2009 Current	FY 2009 Expanded	FY 2009 Adopted	FY 2009 Change
Licenses & Permits	2,083,665	2,691,000	2,682,300	2,074,000	-	2,074,000	(22.9%)
Reinspection Fees	303,925	360,000	157,600	150,000	-	150,000	(58.3%)
Charges For Services	7,457	11,000	7,000	76,000	-	76,000	590.9%
Miscellaneous Revenues	307	-	-	-	-	-	na
Reimb From Other Depts	182	-	-	-	-	-	na
Net Cost Planning Services	315,447	(708,100)	(580,000)	(455,000)	-	(455,000)	(35.7%)
Total Funding	2,710,982	2,353,900	2,266,900	1,845,000	-	1,845,000	(21.6%)

**Community Development & Environmental Services Division
Engineering Services Department**

Forecast FY 07/08 – Personal Services expense are projected under budget due to mid-year cost reduction measures which included freezing of an additional seven (7) positions in response to declining fee revenue. The total number of unfilled positions is eleven (11). Operating and capital expenses are projected below budget with across the board expense reductions.

Current FY 08/09 – Current staffing is budgeted at a rate of 62.1% for personnel. Of the eleven (11) unfilled positions - one (1) FTE participated in the VSIP program, three (3) positions were frozen through revenue related workforce reductions, six (6) positions were left unfilled through attrition, and one (1) FTE accepted a position elsewhere in the County.

Total cost center expenses are budgeted to decrease by 21.6% from the previous year's adopted budget due to unfilled positions within this section and across the board reductions in operating expenses including reductions in other contractual services of \$25,000, and reductions in all vehicle related expenses due to decreased inspection activity. All departmental capital expenses have been eliminated from this proposed budget.

For FY 09, the Engineering Department, which includes this cost center (138327) and PUD Monitoring (138220) has been combined with the former Environmental Services Department to form the new Engineering and Environmental Services Department. Cost savings were realized from the elimination of redundant administrative functions and other review / inspection efficiencies within the new Department.

In addition to ongoing efforts to realize cost efficiencies, this Department is actively involved in the Municipal Software implementation project, with an Operations Analyst assigned to the project on a full time basis. This analyst is part of a larger team reviewing all work flow processes within the planning fund, and insuring that streamlined and improved processes are incorporated into the new software which will be carried forward into the Division's daily activities.

Revenue FY08/09 – For FY 09, total revenue assigned to this department is down 24.9% from the FY 08 adopted budget. This is a reflection of the continuing reduction in planning/construction activity within the County.

**Collier County Government
Fiscal Year 2009 Adopted Budget**

**Community Development & Environmental Services Division
Engineering Services Department
Watershed Management Plan Study (001)**

Mission Statement

The purpose of Watershed Management Plans is to provide for a comprehensive assessment and implementation activities to ensure that surface and ground water including estuarine systems, wetlands systems and wildlife are properly protected from land use activities. The Watershed Management Plans are required by Objective 2.1 of the Growth Management Plan's Conservation and Coastal Management Element.

Program Summary	FY 2009 Total FTE	FY 2009 Budget	FY 2009 Revenues	FY 2009 Net Cost
Watershed Management Plan	2.00	2,920,900	-	2,920,900
Provide the staffing to hire and oversee consultants to develop the required Watershed Management Plans (WMP's), allocate funds for consulting services and other data gathering activities needed for WMP's.				
Current Level of Service Budget	2.00	2,920,900	-	2,920,900
Total Adopted Budget	2.00	2,920,900	-	2,920,900

Program Budgetary Cost Summary	FY 2007 Actual	FY 2008 Adopted	FY 2008 Forecast	FY 2009 Current	FY 2009 Expanded	FY 2009 Adopted	FY 2009 Change
Personal Services	100,230	221,700	221,600	228,500	-	228,500	3.1%
Operating Expense	2,834	3,773,200	751,700	2,692,400	-	2,692,400	(28.6%)
Capital Outlay	-	1,500	-	-	-	-	(100.0%)
Net Operating Budget	103,063	3,996,400	973,300	2,920,900	-	2,920,900	(26.9%)
Total Budget	103,063	3,996,400	973,300	2,920,900	-	2,920,900	(26.9%)
Total FTE	2.00	2.00	2.00	2.00	-	2.00	0 %

Program Funding Sources	FY 2007 Actual	FY 2008 Adopted	FY 2008 Forecast	FY 2009 Current	FY 2009 Expanded	FY 2009 Adopted	FY 2009 Change
Net Cost General Fund	103,063	3,996,400	973,300	2,920,900	-	2,920,900	(26.9%)
Total Funding	103,063	3,996,400	973,300	2,920,900	-	2,920,900	(26.9%)

Forecast FY 07/08 - During the program's first year - FY 07 - expenses totaled \$103,100 and included personal services of \$100,230. Program expenses forecast for FY 08 total \$973,300 - including \$221,600 in personal services and \$751,700 in operating expense.

Current FY 08/09 - The BCC as part of the FY 07 approved budget allocated \$4,000,000 in General Fund (001) money to fund this initiative. The proposed FY 09 budget accounts for actual and forecast expenses from 2007 and 2008 and appropriates the balance of \$2,920,900. This budget includes \$228,500 in personal services and operating expense of \$2,692,400. Two (2) FTE's were transferred from Fund (111) Environmental and Fund (131) Engineering in FY 07 to support this initiative.

**Collier County Government
Fiscal Year 2009 Adopted Budget**

**Community Development & Environmental Services Division
Engineering Services Department
Planned Unit Development (PUD) Monitoring (131)**

Mission Statement

It is the goal of the section to ensure and verify that all approved densities and/or intensities of the land are not exceeded and to ensure that all developer commitments are met, while providing assistance to community associations for pre and post association transitional needs with education as a tandem goal.

Program Summary	FY 2009 Total FTE	FY 2009 Budget	FY 2009 Revenues	FY 2009 Net Cost
PUD Monitoring	4.00	327,400	-	327,400

This section manages the monitoring of all County PUDs (384 as of May 1, 2008) pursuant to Section 10.02.13.F of the Land Development Code (LDC). Specific activities include:

- * Review PUD Compliance Checklist required in LDC Section 10.02.07.C and initiates appropriate actions to ensure commitment compliance.
- * Coordinate the submittal requirements for the Annual Traffic requirements pursuant to LDC Section 10.02.07
- * Enter PUD commitments into the new Commitment Tracking System (CTS) and the City view program.
- * Administer the PUD close-out and build-out processes.
- * Report on PUD Compliance to the Board of County Commissioners.

The section also administers the County's Outreach Program providing assistance to Homeowner and Property Owner Associations. Outreach activities include hosting biannual County-sponsored meetings, conducting informational meetings prior to and after association transitions to property owners, publishing newsletters and other informational materials, and responding to public research requests. Volunteers have been solicited to assist with these activities and currently the section coordinates 4 volunteers.

Current Level of Service Budget	4.00	327,400	-	327,400
Total Adopted Budget	4.00	327,400	-	327,400

Program Performance Measures	FY 2007 Actual	FY 2008 Budget	FY 2008 Forecast	FY 2009 Budget
Homeowners Assoc transitional meetings & research requests	25	60	60	100
Newsletters	-	-	4	4
Number of Annual Monitoring Reports to edit, review & track	422	400	475	475
Number of scheduled audits	100	100	50	-
Number of scheduled close outs	-	-	50	50
Prior to Pre-App Conf, review PUD Compliance Status & Report	-	-	324	325
Property Owner Assoc President's Day Meetings	-	-	2	2
PUD Annual Monitoring & Transportation Traffic Count	63	100	200	200
PUD Compliance Report	-	-	-	2
Respond to public inquiries	100	250	250	250
Review Compliance Check Lists Submittals	-	-	10	10
Review Security Release petitions	-	-	300	300

Program Budgetary Cost Summary	FY 2007 Actual	FY 2008 Adopted	FY 2008 Forecast	FY 2009 Current	FY 2009 Expanded	FY 2009 Adopted	FY 2009 Change
Personal Services	242,578	210,800	187,500	285,900	-	285,900	35.6%
Operating Expense	14,648	33,000	12,700	41,500	-	41,500	25.8%
Capital Outlay	-	1,000	-	-	-	-	(100.0%)
Net Operating Budget	257,226	244,800	200,200	327,400	-	327,400	33.7%
Total Budget	257,226	244,800	200,200	327,400	-	327,400	33.7%
Total FTE	4.00	4.00	4.00	4.00	-	4.00	0 %

**Collier County Government
Fiscal Year 2009 Adopted Budget**

**Community Development & Environmental Services Division
Engineering Services Department
Planned Unit Development (PUD) Monitoring (131)**

Program Funding Sources	FY 2007 Actual	FY 2008 Adopted	FY 2008 Forecast	FY 2009 Current	FY 2009 Expanded	FY 2009 Adopted	FY 2009 Change
Miscellaneous Revenues	-	-	-	-	-	-	na
Net Cost Planning Services	257,226	244,800	200,200	327,400	-	327,400	33.7%
Total Funding	257,226	244,800	200,200	327,400	-	327,400	33.7%

Forecast FY 07/08 – Personal Service are projected well below budget with the freezing of an additional FTE, increasing total unfilled positions to two (2) of this cost center's four (4) authorized positions.

Current FY 08/09 – During the June 2008 budget workshop, the Board of County Commissioners directed that two (2) previously unfilled positions within this department be funded via a transfer from MSTD General Fund (111). These two (2) funded positions would pursue outreach activities allowing current staff to focus on PUD commitment monitoring. With this guidance, budget is now provided for the full compliment of four (4) authorized positions. The additional transfer from MSTD General Fund (111) totals \$157,700 (\$132,700 for personal services and \$25,000 for operating costs).

**Collier County Government
Fiscal Year 2009 Adopted Budget**

**Community Development & Environmental Services Division
Reserves and Tranfers**

Department Budgetary Cost Summar	FY 2007 Actual	FY 2008 Adopted	FY 2008 Forecast	FY 2009 Current	FY 2009 Expanded	FY 2009 Adopted	FY 2009 Change
Trans to General Fund	126,200	134,500	134,500	92,400	-	92,400	(31.3%)
Trans to 101 Transp Op Fd	383,100	247,900	247,900	247,900	-	247,900	0 %
Trans to 111 Unincorp Gen Fd	1,699,200	390,700	311,400	232,200	-	232,200	(40.6%)
Trans to 113 Com Dev Fd	516,667	260,000	260,000	-	-	-	(100.0%)
Trans to 114 Pollutn Ctrl Fd	50,000	50,000	-	-	-	-	(100.0%)
Trans to 131 Plan Serv Fd	178,000	260,000	260,000	-	-	-	(100.0%)
Trans to 210 Debt Serv Fd	253,500	254,100	254,100	253,700	-	253,700	(0.2%)
Trans to 215 Debt Serv Fd	4,818,746	-	-	-	-	-	na
Trans to 299 Debt Serv Fd	1,497,032	-	-	-	-	-	na
Trans to 301 Co Wide Cap Fd	600,900	573,300	573,300	74,800	-	74,800	(87.0%)
Reserves For Contingencies	-	1,023,500	-	909,100	-	909,100	(11.2%)
Reserves For Debt Service	-	966,100	-	966,100	-	966,100	0 %
Reserves For Capital	-	2,902,900	-	1,282,700	-	1,282,700	(55.8%)
Reserves For Cash Flow	-	1,147,100	-	826,400	-	826,400	(28.0%)
Reserve for Attrition	-	(549,200)	-	-	-	-	(100.0%)
Total Budget	10,123,345	7,660,900	2,041,200	4,885,300	-	4,885,300	(36.2%)

Appropriations by Program	FY 2007 Actual	FY 2008 Adopted	FY 2008 Forecast	FY 2009 Current	FY 2009 Expanded	FY 2009 Adopted	FY 2009 Change
Total Net Budget	-	-	-	-	-	-	na
Total Transfers and Reserves	10,123,345	7,660,900	2,041,200	4,885,300	-	4,885,300	(36.2%)
Total Budget	10,123,345	7,660,900	2,041,200	4,885,300	-	4,885,300	(36.2%)

Department Funding Sources	FY 2007 Actual	FY 2008 Adopted	FY 2008 Forecast	FY 2009 Current	FY 2009 Expanded	FY 2009 Adopted	FY 2009 Change
Interest/Misc	626,428	2,000	37,500	23,000	-	23,000	1,050.0%
Net Cost Community Development	(6,106,708)	(204,100)	(4,729,500)	(874,700)	-	(874,700)	328.6%
Net Cost Planning Services	(5,817,308)	(335,700)	(3,192,600)	(316,700)	-	(316,700)	(5.7%)
Trans fm 001 Gen Fund	9,800	-	-	-	-	-	na
Trans fm 111 MSTD Gen Fd	317,000	360,000	360,000	577,700	-	577,700	60.5%
Trans fm 113 Comm Dev Fd	178,000	260,000	260,000	-	-	-	(100.0%)
Trans fm 131 Dev Serv Fd	516,667	260,000	260,000	-	-	-	(100.0%)
Trans fm 172 Conserv Collier Fd	4,000	-	-	-	-	-	na
Trans fm 310 CDES Cap Fd	-	260,000	260,000	1,130,000	-	1,130,000	334.6%
Carry Forward	20,395,466	7,957,400	8,785,800	5,022,800	-	5,022,800	(36.9%)
Negative 5% Revenue Reserve	-	(898,700)	-	(676,800)	-	(676,800)	(24.7%)
Total Funding	10,123,345	7,660,900	2,041,200	4,885,300	-	4,885,300	(36.2%)

**Collier County Government
Fiscal Year 2009 Adopted Budget**

**Community Development & Environmental Services Division
Reserves and Transfers**

Community Development Fund (113)

Program Summary	FY 2009 Total FTE	FY 2009 Budget	FY 2009 Revenues	FY 2009 Net Cost
N/A	-	2,679,600	3,554,300	-874,700
Current Level of Service Budget	-	2,679,600	3,554,300	-874,700
Total Adopted Budget	-	2,679,600	3,554,300	-874,700

Program Budgetary Cost Summary	FY 2007 Actual	FY 2008 Adopted	FY 2008 Forecast	FY 2009 Current	FY 2009 Expanded	FY 2009 Adopted	FY 2009 Change
Trans to General Fund	126,200	134,500	134,500	92,400	-	92,400	(31.3%)
Trans to 111 Unincorp Gen Fd	364,700	-	-	-	-	-	na
Trans to 114 Pollutn Ctrl Fd	50,000	50,000	-	-	-	-	(100.0%)
Trans to 131 Plan Serv Fd	178,000	260,000	260,000	-	-	-	(100.0%)
Trans to 210 Debt Serv Fd	253,500	254,100	254,100	253,700	-	253,700	(0.2%)
Trans to 215 Debt Serv Fd	4,818,746	-	-	-	-	-	na
Trans to 299 Debt Serv Fd	1,497,032	-	-	-	-	-	na
Trans to 301 Co Wide Cap Fd	357,100	353,700	353,700	39,400	-	39,400	(88.9%)
Reserves For Contingencies	-	573,600	-	476,900	-	476,900	(16.9%)
Reserves For Capital	-	1,210,900	-	990,800	-	990,800	(18.2%)
Reserves For Cash Flow	-	1,147,100	-	826,400	-	826,400	(28.0%)
Reserve for Attrition	-	(310,100)	-	-	-	-	(100.0%)
Total Budget	7,645,278	3,673,800	1,002,300	2,679,600	-	2,679,600	(27.1%)

Program Funding Sources	FY 2007 Actual	FY 2008 Adopted	FY 2008 Forecast	FY 2009 Current	FY 2009 Expanded	FY 2009 Adopted	FY 2009 Change
Interest/Misc	592,744	2,000	37,500	23,000	-	23,000	1,050.0%
Net Cost Community Development	(6,106,708)	(204,100)	(4,729,500)	(874,700)	-	(874,700)	328.6%
Trans fm 001 Gen Fund	9,800	-	-	-	-	-	na
Trans fm 111 MSTD Gen Fd	210,000	80,000	80,000	140,000	-	140,000	75.0%
Trans fm 131 Dev Serv Fd	516,667	260,000	260,000	-	-	-	(100.0%)
Trans fm 172 Conserv Collier Fd	4,000	-	-	-	-	-	na
Trans fm 310 CDES Cap Fd	-	130,000	130,000	1,000,000	-	1,000,000	669.2%
Carry Forward	12,418,775	3,916,800	5,224,300	2,743,300	-	2,743,300	(30.0%)
Negative 5% Revenue Reserve	-	(510,900)	-	(352,000)	-	(352,000)	(31.1%)
Total Funding	7,645,278	3,673,800	1,002,300	2,679,600	-	2,679,600	(27.1%)

**Collier County Government
Fiscal Year 2009 Adopted Budget**

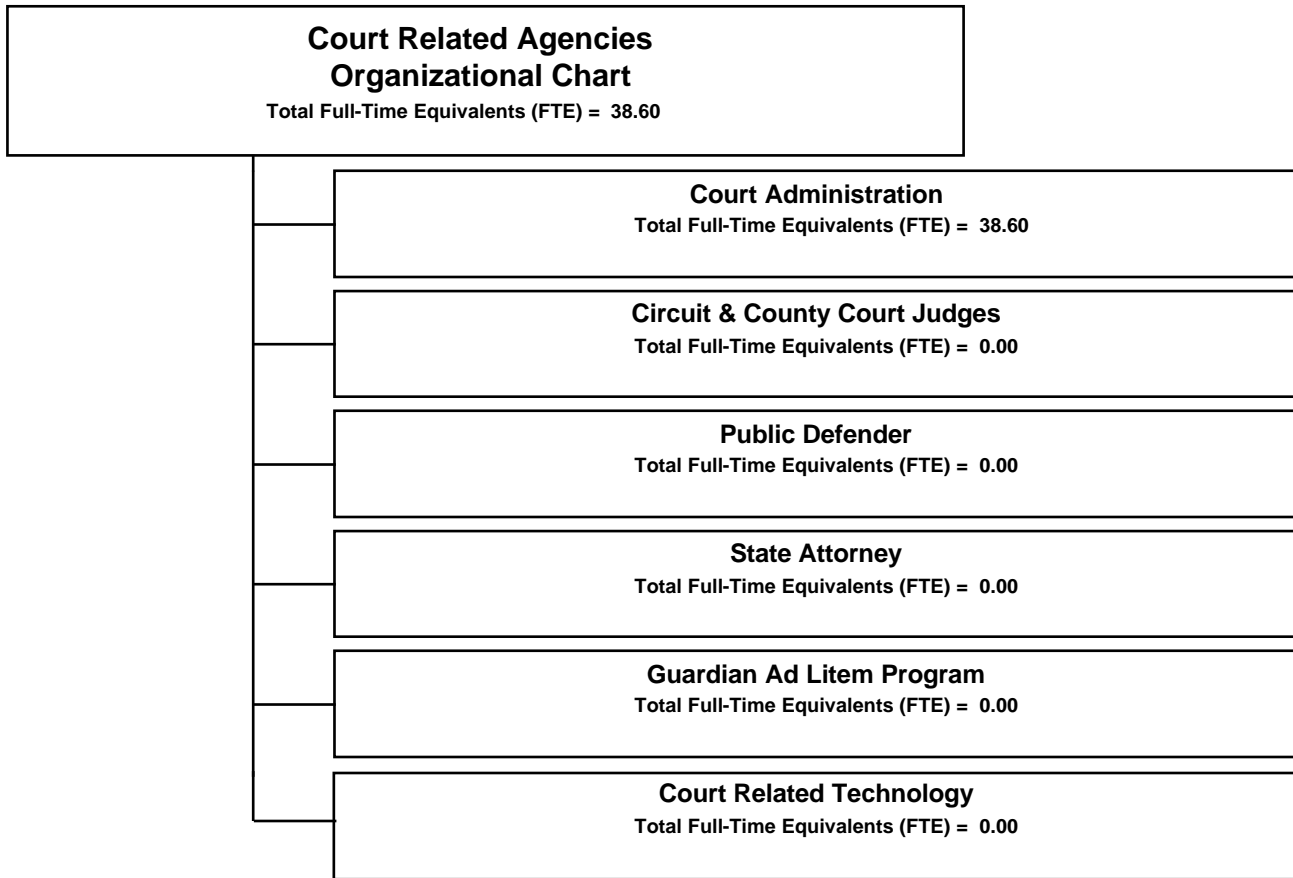
**Community Development & Environmental Services Division
Reserves and Tranfers
Developer Services Fund (131)**

Program Summary	FY 2009 Total FTE	FY 2009 Budget	FY 2009 Revenues	FY 2009 Net Cost
N/A	-	2,205,700	2,522,400	-316,700
Current Level of Service Budget	-	2,205,700	2,522,400	-316,700
Total Adopted Budget	-	2,205,700	2,522,400	-316,700

Program Budgetary Cost Summary	FY 2007 Actual	FY 2008 Adopted	FY 2008 Forecast	FY 2009 Current	FY 2009 Expanded	FY 2009 Adopted	FY 2009 Change
Trans to 101 Transp Op Fd	383,100	247,900	247,900	247,900	-	247,900	0 %
Trans to 111 Unincorp Gen Fd	1,334,500	390,700	311,400	232,200	-	232,200	(40.6%)
Trans to 113 Com Dev Fd	516,667	260,000	260,000	-	-	-	(100.0%)
Trans to 301 Co Wide Cap Fd	243,800	219,600	219,600	35,400	-	35,400	(83.9%)
Reserves For Contingencies	-	449,900	-	432,200	-	432,200	(3.9%)
Reserves For Debt Service	-	966,100	-	966,100	-	966,100	0 %
Reserves For Capital	-	1,692,000	-	291,900	-	291,900	(82.7%)
Reserve for Attrition	-	(239,100)	-	-	-	-	(100.0%)
Total Budget	2,478,067	3,987,100	1,038,900	2,205,700	-	2,205,700	(44.7%)

Program Funding Sources	FY 2007 Actual	FY 2008 Adopted	FY 2008 Forecast	FY 2009 Current	FY 2009 Expanded	FY 2009 Adopted	FY 2009 Change
Interest/Misc	33,684	-	-	-	-	-	na
Net Cost Planning Services	(5,817,308)	(335,700)	(3,192,600)	(316,700)	-	(316,700)	(5.7%)
Trans fm 111 MSTD Gen Fd	107,000	280,000	280,000	437,700	-	437,700	56.3%
Trans fm 113 Comm Dev Fd	178,000	260,000	260,000	-	-	-	(100.0%)
Trans fm 310 CDES Cap Fd	-	130,000	130,000	130,000	-	130,000	0 %
Carry Forward	7,976,691	4,040,600	3,561,500	2,279,500	-	2,279,500	(43.6%)
Negative 5% Revenue Reserve	-	(387,800)	-	(324,800)	-	(324,800)	(16.2%)
Total Funding	2,478,067	3,987,100	1,038,900	2,205,700	-	2,205,700	(44.7%)

Court Related Agencies



Court Related Agencies

The Court Related Agencies include departments that provide judicial operations for both Circuit and County Courts and Programs. The departments include Court Administration, Parole and Probation, facility and operation costs for the State Attorney's Office, Public Defender, Guardian Ad Litem, Electronic Court Reporter, Circuit and County Judges. Also included are the Public Guardianship Program, the Drug Abuse Trust Fund, the Teen Court Program, and the Juvenile Assessment Center. The total appropriation for FY09, including transfers and reserves, is \$5,438,700.

Court costs are funded with ad valorem taxes, court cost fees, surcharges on traffic violations, and probation fees.

The County is mandated by Section 14, Article V of the State Constitution to fund the following costs of the circuit and county courts, public defender's offices, state attorney's offices, guardian ad litem offices, and the offices of the clerk of the circuit and county courts performing court-related functions.

1. Facilities – construction, lease, maintenance, and security of: buildings and office space, appurtenant equipment and furnishings, structures, real estate, easements, and parking facilities.
2. Utilities – electricity, gas, water and wastewater services and systems, storm water services and systems, sewer services and systems, all associated costs and fees, and mitigation of environmental impacts.
3. Communication services – telephone system infrastructure, maintenance, facsimile equipment, wireless communications, cellular telephones, pagers, video conferencing equipment and line charges, local carrier service, and local and long distance toll charges.
4. Computer network systems and equipment – computer hardware and software, modems, printers, wiring, network connections, maintenance, support staff or services, training, supplies, and line charges.
5. Courier messenger and subpoena services.
6. Auxiliary aids and services which are necessary to ensure access to the courts for qualified individuals with a disability.

Ordinance 04-43 adopted by the Board of County Commissioners on June 22, 2004 as authorized by s. 318.18(13)(a) F.S., provides for a \$15 surcharge for those non-criminal traffic infractions set forth in Chapter 318, Florida Statutes, and certain criminal violations enumerated in Section 318.17, Florida Statutes, will provide the County with an estimated \$1,036,100 in revenue for FY 09. This revenue is designated for capital improvements.

Ordinance 04-42, adopted by the Board of County Commissioners on June 22, 2004 as authorized by s. 939.185 F.S., provides for a \$65 court cost fee when a person pleads guilty or nolo contendere to, or found guilty of, any felony, misdemeanor, or criminal traffic offense under the laws of the State of Florida, will provide the County with an estimated \$623,200 in revenue for FY 09. This revenue will be divided equally among four (4) court related programs: innovative court programs, Juvenile Programs (Teen Court and Juvenile Assessment Center), Law Library, and Legal Aid.

The Court Related Technology Fund (178) receives a \$2 per page service charge collected for recording documents or instruments as listed in s.28.222 F.S. These funds are used to support court-related technology throughout the various entities of the Court. Unfortunately, this revenue source has experienced extreme declines due to current economic conditions. The FY09 budget is anticipated to provide \$888,200 in revenues.

**Collier County Government
Fiscal Year 2009 Adopted Budget**

Court Related Agencies

Division Budgetary Cost Summary	FY 2007 Actual	FY 2008 Adopted	FY 2008 Forecast	FY 2009 Current	FY 2009 Expanded	FY 2009 Adopted	FY 2009 Change
Personal Services	2,122,765	2,389,500	2,313,700	2,406,600	-	2,406,600	0.7%
Operating Expense	1,852,690	2,215,000	2,056,800	1,775,500	-	1,775,500	(19.8%)
Indirect Cost Reimburs	7,500	6,300	6,300	4,800	-	4,800	(23.8%)
Capital Outlay	176,987	323,500	166,900	319,300	-	319,300	(1.3%)
Remittances	3,000	3,000	3,000	3,000	-	3,000	0 %
Total Net Budget	4,162,942	4,937,300	4,546,700	4,509,200	-	4,509,200	(8.7)%
Non Cash Year End Entry	693	-	-	-	-	-	na
Trans to Clerk Of Courts	597,185	98,700	77,700	73,700	-	73,700	(25.3%)
Trans to General Fund	308,300	339,900	260,800	272,700	-	272,700	(19.8%)
Trans to 192 Misc Fl St Collection Fd	110,862	237,100	352,100	56,400	-	56,400	(76.2%)
Trans to 681 Court Serv Fds	206,800	398,800	398,800	431,200	-	431,200	8.1%
Reserves For Contingencies	-	241,000	-	66,500	-	66,500	(72.4%)
Reserves For Capital	-	476,500	-	3,200	-	3,200	(99.3%)
Reserves For Cash Flow	-	-	-	25,800	-	25,800	na
Total Budget	5,386,782	6,729,300	5,636,100	5,438,700	-	5,438,700	(19.2)%

Appropriations by Department	FY 2007 Actual	FY 2008 Adopted	FY 2008 Forecast	FY 2009 Current	FY 2009 Expanded	FY 2009 Adopted	FY 2009 Change
Court Administration	2,983,343	3,590,300	3,346,700	3,523,900	-	3,523,900	(1.8%)
Circuit & County Court Judges	62,511	129,900	115,200	78,000	-	78,000	(40.0%)
Public Defender	210,814	220,200	220,200	215,800	-	215,800	(2.0%)
State Attorney	560,727	542,400	524,000	531,500	-	531,500	(2.0%)
Juvenile Assessment Center	300	200	200	300	-	300	50.0%
Guardian Ad Litem Program	1,954	2,000	2,000	5,000	-	5,000	150.0%
Court Related Technology	343,293	452,300	338,400	154,700	-	154,700	(65.8%)
Total Net Budget	4,162,942	4,937,300	4,546,700	4,509,200	-	4,509,200	(8.7)%
Court Administration	111,555	418,500	352,100	105,700	-	105,700	(74.7%)
Juvenile Assessment Center	97,185	98,700	77,700	73,700	-	73,700	(25.3%)
Court Related Technology	1,015,100	1,274,800	659,600	750,100	-	750,100	(41.2%)
Total Transfers and Reserves	1,223,840	1,792,000	1,089,400	929,500	-	929,500	(48.1)%
Total Budget	5,386,782	6,729,300	5,636,100	5,438,700	-	5,438,700	(19.2)%

**Collier County Government
Fiscal Year 2009 Adopted Budget**

Court Related Agencies

Division Funding Sources	FY 2007 Actual	FY 2008 Adopted	FY 2008 Forecast	FY 2009 Current	FY 2009 Expanded	FY 2009 Adopted	FY 2009 Change
Charges For Services	2,020,687	1,710,900	1,141,500	1,141,500	-	1,141,500	(33.3%)
Fines & Forfeitures	1,804,232	2,091,800	1,574,600	1,574,600	-	1,574,600	(24.7%)
Miscellaneous Revenues	9,702	-	-	-	-	-	na
Interest/Misc	20,326	3,000	13,000	5,000	-	5,000	66.7%
Net Cost General Fund	329,028	894,500	861,400	830,300	-	830,300	(7.2%)
Trans fm 001 Gen Fund	621,951	752,400	1,237,500	971,800	-	971,800	29.2%
Trans fm 171 Teen Court Fd	20,643	127,600	251,500	-	-	-	(100.0%)
Trans fm 178 Court IT Fee Fd	206,800	398,800	398,800	431,200	-	431,200	8.1%
Trans fm 640 Law Library	90,219	109,500	100,600	56,400	-	56,400	(48.5%)
Carry Forward	888,065	831,400	621,100	563,900	-	563,900	(32.2%)
Negative 5% Revenue Reserve	-	(190,600)	-	(136,000)	-	(136,000)	(28.6%)
Total Funding	6,011,653	6,729,300	6,200,000	5,438,700	-	5,438,700	(19.2%)

Division Position Summary	FY 2007 Actual	FY 2008 Adopted	FY 2008 Forecast	FY 2009 Current	FY 2009 Expanded	FY 2009 Adopted	FY 2009 Change
Court Administration	38.60	38.60	38.60	38.60	-	38.60	0 %
Circuit & County Court Judges	0.01	-	-	-	-	-	na
Public Defender	0.01	-	-	-	-	-	na
State Attorney	0.01	-	-	-	-	-	na
Guardian Ad Litem Program	0.01	-	-	-	-	-	na
Court Related Technology	0.01	-	-	-	-	-	na
Total FTE	38.65	38.60	38.60	38.60	-	38.60	0 %

**Collier County Government
Fiscal Year 2009 Adopted Budget**

**Court Related Agencies
Court Administration**

Department Budgetary Cost Summar	FY 2007 Actual	FY 2008 Adopted	FY 2008 Forecast	FY 2009 Current	FY 2009 Expanded	FY 2009 Adopted	FY 2009 Change
Personal Services	2,122,765	2,389,500	2,313,700	2,406,600	-	2,406,600	0.7%
Operating Expense	787,999	959,800	887,600	905,500	-	905,500	(5.7%)
Indirect Cost Reimburs	6,000	4,100	4,100	3,800	-	3,800	(7.3%)
Capital Outlay	63,579	233,900	138,300	205,000	-	205,000	(12.4%)
Remittances	3,000	3,000	3,000	3,000	-	3,000	0 %
Net Operating Budget	2,983,343	3,590,300	3,346,700	3,523,900	-	3,523,900	(1.8%)
Non Cash Year End Entry	693	-	-	-	-	-	na
Trans to 192 Misc FI St Collection Fd	110,862	237,100	352,100	56,400	-	56,400	(76.2%)
Reserves For Contingencies	-	181,400	-	23,500	-	23,500	(87.0%)
Reserves For Cash Flow	-	-	-	25,800	-	25,800	na
Total Budget	3,094,898	4,008,800	3,698,800	3,629,600	-	3,629,600	(9.5%)

Appropriations by Program	FY 2007 Actual	FY 2008 Adopted	FY 2008 Forecast	FY 2009 Current	FY 2009 Expanded	FY 2009 Adopted	FY 2009 Change
Court Innovations (192)	580,846	673,900	639,500	194,000	-	194,000	(71.2%)
Court Operations (681)	694,862	958,400	839,900	1,347,800	-	1,347,800	40.6%
Court Related Costs (681)	14,396	25,000	16,500	14,100	-	14,100	(43.6%)
Law Library Fund (640)	103,359	90,000	90,000	87,200	-	87,200	(3.1%)
Parole & Probation (681)	1,510,733	1,758,600	1,677,800	1,795,900	-	1,795,900	2.1%
Teen Court Fund (171)	79,146	84,400	83,000	84,900	-	84,900	0.6%
Total Net Budget	2,983,343	3,590,300	3,346,700	3,523,900	-	3,523,900	(1.8%)
Total Transfers and Reserves	111,555	418,500	352,100	105,700	-	105,700	(74.7%)
Total Budget	3,094,898	4,008,800	3,698,800	3,629,600	-	3,629,600	(9.5%)

Department Funding Sources	FY 2007 Actual	FY 2008 Adopted	FY 2008 Forecast	FY 2009 Current	FY 2009 Expanded	FY 2009 Adopted	FY 2009 Change
Charges For Services	193,578	208,300	253,300	253,300	-	253,300	21.6%
Fines & Forfeitures	1,707,443	1,987,600	1,496,700	1,496,700	-	1,496,700	(24.7%)
Miscellaneous Revenues	9,408	-	-	-	-	-	na
Interest/Misc	18,714	3,000	13,000	5,000	-	5,000	66.7%
Net Cost General Fund	(18,311)	-	-	-	-	-	na
Trans fm 001 Gen Fund	621,951	752,400	1,237,500	971,800	-	971,800	29.2%
Trans fm 171 Teen Court Fd	20,643	127,600	251,500	-	-	-	(100.0%)
Trans fm 178 Court IT Fee Fd	206,800	398,800	398,800	431,200	-	431,200	8.1%
Trans fm 640 Law Library	90,219	109,500	100,600	56,400	-	56,400	(48.5%)
Carry Forward	696,977	531,700	450,200	502,800	-	502,800	(5.4%)
Negative 5% Revenue Reserve	-	(110,100)	-	(87,600)	-	(87,600)	(20.4%)
Total Funding	3,547,422	4,008,800	4,201,600	3,629,600	-	3,629,600	(9.5%)

Department Position Summary	FY 2007 Actual	FY 2008 Adopted	FY 2008 Forecast	FY 2009 Current	FY 2009 Expanded	FY 2009 Adopted	FY 2009 Change
Court Operations (681)	5.00	5.00	6.00	9.60	-	9.60	92.0%
Parole & Probation (681)	26.00	26.00	26.00	28.00	-	28.00	7.7%
Court Innovations (192)	6.60	6.60	5.60	-	-	-	(100.0%)
Teen Court Fund (171)	1.00	1.00	1.00	1.00	-	1.00	0 %
Total FTE	38.60	38.60	38.60	38.60	-	38.60	0 %

**Collier County Government
Fiscal Year 2009 Adopted Budget**

**Court Related Agencies
Court Administration
Court Operations (681)**

Mission Statement

To provide effective and efficient services to the Judiciary and all those involved in the Court System in Collier County.

Program Summary	FY 2009 Total FTE	FY 2009 Budget	FY 2009 Revenues	FY 2009 Net Cost
Departmental Administration/Overhead Court Administration staff is required to properly administer all courtroom operations. To maintain current levels of service to the citizens of Collier County, the Administrative Judge needs to maintain clerical staff to assist in courtroom operations and work with county and circuit departments on court related issues. This includes, but is not limited to: courtroom operations, building maintenance, BCC and budget issues, purchasing and finance issues, and some court costs. Court costs include Court Reporter costs, Court Appointed Attorney costs, and expert and regular witness costs.	4.00	578,604	-	578,604
Court Technology Costs Provide information technology support for the court system in Collier County. Personnel and operating expenses are covered by the County as provided by Article V.	1.00	378,754	-	378,754
Court Related Programs These programs include the Citizen's Foster Care Review Panel, which provides a valuable service to the Juvenile/Family Law area. Provide minimal phone coverage, customer service and technical support to Naples and Immokalee offices, necessary to handle rising and more complex caseloads.	4.60	390,442	-	390,442
Current Level of Service Budget	9.60	1,347,800	-	1,347,800
Total Adopted Budget	9.60	1,347,800	-	1,347,800

Program Budgetary Cost Summary	FY 2007 Actual	FY 2008 Adopted	FY 2008 Forecast	FY 2009 Current	FY 2009 Expanded	FY 2009 Adopted	FY 2009 Change
Personal Services	266,925	276,000	276,000	673,000	-	673,000	143.8%
Operating Expense	372,274	477,400	444,900	469,800	-	469,800	(1.6%)
Capital Outlay	55,664	205,000	119,000	205,000	-	205,000	0 %
Net Operating Budget	694,862	958,400	839,900	1,347,800	-	1,347,800	40.6%
Total Budget	694,862	958,400	839,900	1,347,800	-	1,347,800	40.6%
Total FTE	5.00	5.00	6.00	9.60	-	9.60	92.0%

Program Funding Sources	FY 2007 Actual	FY 2008 Adopted	FY 2008 Forecast	FY 2009 Current	FY 2009 Expanded	FY 2009 Adopted	FY 2009 Change
Miscellaneous Revenues	5,358	-	-	-	-	-	na
Total Funding	5,358	-	-	-	-	-	na

**Court Related Agencies
Court Administration**

Forecast FY 07/08 - Operating expenses are \$32,500 lower than the adopted budget. Savings in other contractual services amounted to \$17,500 and there were other small savings in data processing repairs, office supplies and leased equipment.

Capital Outlay will be \$86,000 below budget due to the postponement of purchasing some data processing equipment in the amount of \$75,000. Additionally, some building improvements will be deferred to the next fiscal year.

Current FY 08/09 - Personal services increased by \$397,000. Article V Revenues have supported many of the Court functions previously included in court operations and the identified personnel were moved to the Court Innovations Fund (192). With the continued decline in the revenues generated by Article V, it has become necessary to move the personnel back into the Court Administration fund. Accordingly, 1 FTE was moved back mid-way in FY 2008 and 3.6 FTE were moved back to Court Administration for all of FY 09. On May 27, 2008 by Agenda Item 16J3, the Board of County Commissioners transferred \$488,373 from the General Fund Reserves (001) to help off-set the major revenue shortfall of the Courts.

Capital Outlay of \$205,000 consists of the following: \$10,000 for general building improvements; audio equipment - \$15,000; courtroom TV equipment - \$20,000; replacement data processing equipment - \$135,000 and software at \$25,000. The transfer of \$431,200 described below from the Court Related Technology Fund (178) will pay for \$195,000 of these capital items.

Note 1: The Court Administration Fund (681) is budgeted to receive a total transfer of \$431,200. Of this transfer, \$418,700 is allocated to Court Administration for reimbursement of IT expenses incurred. The total transfer amount of \$431,200 is located on the Court Administration Summary.

**Collier County Government
Fiscal Year 2009 Adopted Budget**

**Court Related Agencies
Court Administration
Court Related Costs (681)**

Mission Statement

Provide funding for court related costs mandated by the State of Florida.

Program Summary	FY 2009 Total FTE	FY 2009 Budget	FY 2009 Revenues	FY 2009 Net Cost
Mandated Court Costs	-	14,100	-	14,100
Provide funding for mandated court costs				
Current Level of Service Budget	-	14,100	-	14,100
Total Adopted Budget	-	14,100	-	14,100

Program Budgetary Cost Summary	FY 2007 Actual	FY 2008 Adopted	FY 2008 Forecast	FY 2009 Current	FY 2009 Expanded	FY 2009 Adopted	FY 2009 Change
Operating Expense	14,396	25,000	16,500	14,100	-	14,100	(43.6%)
Net Operating Budget	14,396	25,000	16,500	14,100	-	14,100	(43.6%)
Total Budget	14,396	25,000	16,500	14,100	-	14,100	(43.6%)

Program Funding Sources	FY 2007 Actual	FY 2008 Adopted	FY 2008 Forecast	FY 2009 Current	FY 2009 Expanded	FY 2009 Adopted	FY 2009 Change
Miscellaneous Revenues	2,255	-	-	-	-	-	na
Total Funding	2,255	-	-	-	-	-	na

Forecast FY 07/08 - Operating expenses for court costs are \$8,500 less than budgeted due to a continued decrease in the number of cases that began prior to July 1, 2004 as a result of the Article V implementation in FY 05, which shifted most of the Court costs to the State of Florida.

Current FY 08/09 - The FY 09 budget is based upon the substantially reduced forecast for FY 07/08 due to Article V implementation as discussed above.

**Collier County Government
Fiscal Year 2009 Adopted Budget**

**Court Related Agencies
Court Administration
Parole & Probation (681)**

Mission Statement

To provide quality rehabilitative supervision and direction to all defendants placed on probation seeing that they comply with court imposed sanctions and conform to social norms, to effectively maintain a large caseload and serve the judiciary, and abide by established case law and Florida Statutes in the performance of duties.

Program Summary	FY 2009 Total FTE	FY 2009 Budget	FY 2009 Revenues	FY 2009 Net Cost
Departmental Administration/Overhead	23.00	1,487,427	1,360,300	127,127
Provide supervision to sentenced misdemeanor defendants placed on probation, including court ordered intensive supervision in the community, maintenance of a Community Service Program, and monitoring offender compliance with public service placements. Arrest and/or issue warrants on probation violators. Monitor collection and distribution of restitution payments by court ordered probationers to victims.				
Support Services	5.00	308,473	-	308,473
Provide minimal phone coverage, customer service and technical support to Naples and Immokalee offices, necessary to handle rising and more complex caseloads.				
Current Level of Service Budget	28.00	1,795,900	1,360,300	435,600
Total Adopted Budget	28.00	1,795,900	1,360,300	435,600

Program Performance Measures	FY 2007 Actual	FY 2008 Budget	FY 2008 Forecast	FY 2009 Budget
Average Cases Supervised Monthly	2,200	2,500	1,900	1,900
Cases on Supervised Probation	4,130	6,000	3,400	3,400
Warrants Issued (Annual)	2,500	2,700	2,100	2,100

Program Budgetary Cost Summary	FY 2007 Actual	FY 2008 Adopted	FY 2008 Forecast	FY 2009 Current	FY 2009 Expanded	FY 2009 Adopted	FY 2009 Change
Personal Services	1,400,437	1,565,700	1,522,800	1,661,500	-	1,661,500	6.1%
Operating Expense	102,381	164,000	135,700	134,400	-	134,400	(18.0%)
Capital Outlay	7,915	28,900	19,300	-	-	-	(100.0%)
Net Operating Budget	1,510,733	1,758,600	1,677,800	1,795,900	-	1,795,900	2.1%
Total Budget	1,510,733	1,758,600	1,677,800	1,795,900	-	1,795,900	2.1%
Total FTE	26.00	26.00	26.00	28.00	-	28.00	7.7%

Program Funding Sources	FY 2007 Actual	FY 2008 Adopted	FY 2008 Forecast	FY 2009 Current	FY 2009 Expanded	FY 2009 Adopted	FY 2009 Change
Charges For Services	-	-	97,500	97,500	-	97,500	na
Fines & Forfeitures	1,416,800	1,674,600	1,262,800	1,262,800	-	1,262,800	(24.6%)
Miscellaneous Revenues	1,718	-	-	-	-	-	na
Net Cost General Fund	(18,311)	-	-	-	-	-	na
Total Funding	1,400,208	1,674,600	1,360,300	1,360,300	-	1,360,300	(18.8%)

**Court Related Agencies
Court Administration**

Forecast FY 07/08 - Personal Services are slightly less than budget due to various vacancies throughout the year.

Operating expenses are \$28,300 less than budgeted due to some savings in utilities and a decrease in the property insurance of \$7,900.

Capital outlay will be \$9,600 less as some budgeted data processing equipment purchases will not be occurring in FY 08.

Revenue FY 07/08 - Projected FY 08 Probation Department revenue are anticipated to be \$314,300 less than adopted budget. There continues to be a decrease in probationers per month during the current fiscal year.

Current FY 08/09 - Personal services increased because there were two employees moved back into the probation department from the Court Innovations Fund (192). This move was necessitated by the decline in revenue collections from Article V revenues available for court innovation programs.

Operating costs were reduced by \$29,600 for the FY 08/09 budget to bring these costs more in line with the actual level of expenditures, primarily utilities, the department is experiencing.

Fleet had recommended the replacement of a 2004 Ford Taurus at a cost of \$21,000. The department has elected to defer this purchase in light of the overall decreased revenues and current budget constraints.

Revenues FY 08/09 - Budgeted revenues are based upon the lower projected number of probationers. This results in a decrease of \$314,300 as compared to the adopted FY 08 budget.

Note 1: The Court Administration Fund (681) is budgeted to receive a total transfer of \$431,200. Of this transfer, \$12,500 is allocated to Parole and Probation for reimbursement of IT expenses incurred. The total transfer amount of \$431,200 is located on the Court Administration Summary.

**Collier County Government
Fiscal Year 2009 Adopted Budget**

**Court Related Agencies
Court Administration
Court Innovations (192)**

Mission Statement

Provide guardianship services to indigent, incapacitated adults.

Program Summary	FY 2009 Total FTE	FY 2009 Budget	FY 2009 Revenues	FY 2009 Net Cost
Guardianship Services	-	194,000	155,800	38,200
Through a contract, guardianship services are provided to incapacitated, indigent adults.				
Reserves/Transfers	-	10,400	48,600	-38,200
Current Level of Service Budget	-	204,400	204,400	-
Total Adopted Budget	-	204,400	204,400	-

Program Budgetary Cost Summary	FY 2007 Actual	FY 2008 Adopted	FY 2008 Forecast	FY 2009 Current	FY 2009 Expanded	FY 2009 Adopted	FY 2009 Change
Personal Services	388,494	477,900	445,000	-	-	-	(100.0%)
Operating Expense	192,353	196,000	194,500	194,000	-	194,000	(1.0%)
Net Operating Budget	580,846	673,900	639,500	194,000	-	194,000	(71.2%)
Reserves For Contingencies	-	121,600	-	10,400	-	10,400	(91.4%)
Total Budget	580,846	795,500	639,500	204,400	-	204,400	(74.3%)
Total FTE	6.60	6.60	5.60	-	-	-	(100.0%)

Program Funding Sources	FY 2007 Actual	FY 2008 Adopted	FY 2008 Forecast	FY 2009 Current	FY 2009 Expanded	FY 2009 Adopted	FY 2009 Change
Fines & Forfeitures	193,578	208,300	155,800	155,800	-	155,800	(25.2%)
Interest/Misc	443	-	-	-	-	-	na
Trans fm 171 Teen Court Fd	20,643	127,600	251,500	-	-	-	(100.0%)
Trans fm 640 Law Library	90,219	109,500	100,600	56,400	-	56,400	(48.5%)
Carry Forward	407,568	360,600	131,600	-	-	-	(100.0%)
Negative 5% Revenue Reserve	-	(10,500)	-	(7,800)	-	(7,800)	(25.7%)
Total Funding	712,451	795,500	639,500	204,400	-	204,400	(74.3%)

**Court Related Agencies
Court Administration**

Forecast FY 07/08 - Forecast Personal Services will be slightly below the adopted budget. The revenues generated by Article V have decreased substantially and Court Administration had to move an employee (1 FTE) from the Court Innovations Public Guardianship Program back into the Administration fund (681) during the current year in order to be able to pay for the contracted public guardianship program.

Revenues FY 07/08 - Forecast revenue is based upon actual collections received through April 2008. This revenue source was created effective July 1, 2004 when the Board of County Commissioners adopted Ordinance 04-42 pursuant to s. 939.185 F.S., which was part of the revision to Article V of the State Constitution. As discussed above and throughout the Courts and Related Agencies budget, fines and forfeitures revenues have declined substantially and are anticipated to be \$52,500 less than the FY 08 adopted budget.

Current FY 08/09 - Personal services decreased 100% as all employees in the fund have been moved. During FY 2008, one (1) FTE was moved mid-year to Court Administration. At the beginning of FY 2009, two (2) FTE were moved back to Parole and Probation and the remaining 3.6 FTE were moved back to Court Administration. Both Parole and Probation and Court Administration are within fund (681).

Revenue FY 08/09 - This revenue source has declined along with all other Article V revenues and as a conservative measure, the FY 09 budget will be consistent with the FY 08 forecast.

Note (1): The source of this revenue is an additional court cost of \$65 when a person pleads guilty or no contest or is found guilty of any felony, misdemeanor, or criminal traffic offense in Florida. Twenty-five percent (25%) of this amount is allocated to fund innovative court programs.

Note (2): Collier County pays for the management of 80 wards per month with this program and the State pays for an additional 40 wards. There remains a waiting list for placement as there is not sufficient funding to increase the program. Collier County pays the Guardianship Office directly and the State pays their portion directly to the Guardianship Office as well so there are no transfers and/or intergovernmental revenues and expenses associated with the State portion in the Collier budget.

**Collier County Government
Fiscal Year 2009 Adopted Budget**

**Court Related Agencies
Court Administration
Teen Court Fund (171)**

Mission Statement

To provide a diversionary program for first-time juvenile misdemeanor offenders and court education programs for student volunteers.

Program Summary	FY 2009 Total FTE	FY 2009 Budget	FY 2009 Revenues	FY 2009 Net Cost
Departmental Administration/Overhead	1.00	81,900	82,900	-1,000
This program was created pursuant to Florida Statute 775.083(2)(d). The program operates with a coordinator and volunteers to provide a diversionary program for first-time juvenile misdemeanor offenders and uses peer jurors. Court education programs for student volunteers are also provided.				
Scholarships	-	3,000	-	3,000
Three college scholarships in the amount of \$1,000 each will be competitively awarded to 3 of the students who are Teen Court participants.				
Reserves/Transfers	-	5,100	7,100	-2,000
Current Level of Service Budget	1.00	90,000	90,000	-
Total Adopted Budget	1.00	90,000	90,000	-

Program Performance Measures	FY 2007 Actual	FY 2008 Budget	FY 2008 Forecast	FY 2009 Budget
Number of Adult Volunteer Hours	191	140	205	205
Number of Adult Volunteers	26	25	29	29
Number of Cases Conducted by Teen Court	108	110	105	110
Number of Cases Declined by Teen Court	25	5	10	10
Number of Student Volunteer Hours	2,929	2,500	2,528	2,500
Number of Student Volunteers	157	130	165	160

Program Budgetary Cost Summary	FY 2007 Actual	FY 2008 Adopted	FY 2008 Forecast	FY 2009 Current	FY 2009 Expanded	FY 2009 Adopted	FY 2009 Change
Personal Services	66,910	69,900	69,900	72,100	-	72,100	3.1%
Operating Expense	3,236	7,400	6,000	6,000	-	6,000	(18.9%)
Indirect Cost Reimburs	6,000	4,100	4,100	3,800	-	3,800	(7.3%)
Remittances	3,000	3,000	3,000	3,000	-	3,000	0 %
Net Operating Budget	79,146	84,400	83,000	84,900	-	84,900	0.6%
Non Cash Year End Entry	693	-	-	-	-	-	na
Trans to 192 Misc FI St Collection Fd	20,643	127,600	251,500	-	-	-	(100.0%)
Reserves For Contingencies	-	51,300	-	5,100	-	5,100	(90.1%)
Total Budget	100,482	263,300	334,500	90,000	-	90,000	(65.8%)
Total FTE	1.00	1.00	1.00	1.00	-	1.00	0 %

Program Funding Sources	FY 2007 Actual	FY 2008 Adopted	FY 2008 Forecast	FY 2009 Current	FY 2009 Expanded	FY 2009 Adopted	FY 2009 Change
Fines & Forfeitures	96,789	104,200	77,900	77,900	-	77,900	(25.2%)
Miscellaneous Revenues	77	-	-	-	-	-	na
Interest/Misc	16,451	3,000	13,000	5,000	-	5,000	66.7%
Carry Forward	243,793	161,400	254,600	11,000	-	11,000	(93.2%)
Negative 5% Revenue Reserve	-	(5,300)	-	(3,900)	-	(3,900)	(26.4%)
Total Funding	357,110	263,300	345,500	90,000	-	90,000	(65.8%)

**Court Related Agencies
Court Administration**

Forecast FY 07/08 - Revenue is based upon actual collections received through April 2008 and are approximately 25% below the adopted budget. This revenue source was created effective July 1, 2004 when the Board of County Commissioners adopted Ordinance 04-42 pursuant to s. 939.185 F.S., which was part of the latest revision to Article V of the State Constitution.

The transfer of \$251,500 results from the unused portion of the revenue received from the \$65 court cost fee as provided for in State Statute Section 939.185 (1) (a) 4. There was a residual amount in the fund at the start-up of Article V revenues that was supposed to be spent down to cover Teen Court costs with any excess collected revenues being diverted back to Court Innovations. This transfer represents a catch-up of the transfers that should have been made over the last two years and including the current year as provided for in State Statute Section 939.185 (1) (a) 4. The Board of County Commissioners approved this transfer on May 27, 2008 via Agenda Item 16J4.

Current FY 08/09 - Includes a budget of three thousand dollars for college scholarships to be competitively awarded to three (3) of the Teen Court participants.

There is no budgeted transfer of excess revenues for FY 2009 as the expenses of the Teen Court operations have reached the level of the declined revenues generated under Article V.

Revenue FY 08/09 - The current budget is held consistent with the FY 08 forecast as a conservative measure. All Article V revenue sources are experiencing declines over the prior years' results due to the unstable economy with no outlook for improvement.

Note: The source of this revenue is an additional court cost of \$65 when a person pleads guilty or no contest or is found guilty of any felony, misdemeanor, or criminal traffic offense in Florida. Twenty-five percent (25%) of this amount is allocated to fund Teen Court Programs and Juvenile Assessment Centers. Each of these juvenile programs has been allocated twelve and a half percent (12.5%) or \$77,900.

**Collier County Government
Fiscal Year 2009 Adopted Budget**

**Court Related Agencies
Court Administration
Drug Abuse Trust Fund (616)**

Mission Statement

Imposition by the courts of additional assessment against drug offenders, pursuant to F.S. 938.23 and F.S. 893.165, in an amount up to the amount of the fine imposed.

Program Summary	FY 2009 Total FTE	FY 2009 Budget	FY 2009 Revenues	FY 2009 Net Cost
Drug Abuse Program	-	-	200	-200
Disbursement of funds to a qualified drug abuse treatment or addiction program in Collier County.				
Reserves/Transfers	-	3,600	3,400	200
Current Level of Service Budget	-	3,600	3,600	-
Total Adopted Budget	-	3,600	3,600	-

Program Budgetary Cost Summary	FY 2007 Actual	FY 2008 Adopted	FY 2008 Forecast	FY 2009 Current	FY 2009 Expanded	FY 2009 Adopted	FY 2009 Change
Reserves For Contingencies	-	4,000	-	3,600	-	3,600	(10.0%)
Total Budget	-	4,000	-	3,600	-	3,600	(10.0%)

Program Funding Sources	FY 2007 Actual	FY 2008 Adopted	FY 2008 Forecast	FY 2009 Current	FY 2009 Expanded	FY 2009 Adopted	FY 2009 Change
Fines & Forfeitures	276	500	200	200	-	200	(60.0%)
Interest/Misc	28	-	-	-	-	-	na
Carry Forward	2,923	3,500	3,200	3,400	-	3,400	(2.9%)
Total Funding	3,227	4,000	3,400	3,600	-	3,600	(10.0%)

Forecast FY 07/08 – Forecast revenue is based on historical data and actual collections to date. No remittances are forecast as no request for funding has been received by the County.

Current FY 08/09 – The budgeted revenue is consistent with the actual revenue receipts over the past few years. Residual cash is budgeted in reserves.

**Collier County Government
Fiscal Year 2009 Adopted Budget**

**Court Related Agencies
Court Administration
Law Library Fund (640)**

Mission Statement

To provide legal materials to the legal community and the public.

Program Summary	FY 2009 Total FTE	FY 2009 Budget	FY 2009 Revenues	FY 2009 Net Cost
Law Library	-	87,200	155,800	-68,600
Reserves/Transfers	-	60,800	-7,800	68,600
Current Level of Service Budget	-	148,000	148,000	-
Total Adopted Budget	-	148,000	148,000	-

Program Budgetary Cost Summary	FY 2007 Actual	FY 2008 Adopted	FY 2008 Forecast	FY 2009 Current	FY 2009 Expanded	FY 2009 Adopted	FY 2009 Change
Operating Expense	103,359	90,000	90,000	87,200	-	87,200	(3.1%)
Net Operating Budget	103,359	90,000	90,000	87,200	-	87,200	(3.1%)
Trans to 192 Misc FI St Collection Fd	90,219	109,500	100,600	56,400	-	56,400	(48.5%)
Reserves For Contingencies	-	4,500	-	4,400	-	4,400	(2.2%)
Total Budget	193,578	204,000	190,600	148,000	-	148,000	(27.5%)

Program Funding Sources	FY 2007 Actual	FY 2008 Adopted	FY 2008 Forecast	FY 2009 Current	FY 2009 Expanded	FY 2009 Adopted	FY 2009 Change
Charges For Services	193,578	208,300	155,800	155,800	-	155,800	(25.2%)
Interest/Misc	1,304	-	-	-	-	-	na
Carry Forward	34,554	6,200	34,800	-	-	-	(100.0%)
Negative 5% Revenue Reserve	-	(10,500)	-	(7,800)	-	(7,800)	(25.7%)
Total Funding	229,437	204,000	190,600	148,000	-	148,000	(27.5%)

Forecast FY 07/08 - The transfer of \$100,600 to the Court Innovations Fund (192) results from the unused portion of the revenue received from the \$65 Court Cost Fees as provided for in State Statute Section 939.185 (1) (a) 4.

Revenues FY 07/08 - Forecast revenue from the \$65 court cost fee is based upon actual collections received through April 2008 and are approximately 25% below adopted budget.

Current FY 08/09 - The transfer of \$56,400 to the Court Innovations Fund (192) results from the unused portion of the revenue received from the \$65 court cost fee as provided for in State Statute Section 939.185 (1) (a) 4.

Revenues FY 08/09 - Article V revenues have experienced a substantial decline and as a conservative measure, this revenue source is being budgeted in FY 2009 at the same level as the forecast in FY 2008.

This revenue source was created effective July 1, 2004 when the Board of County Commissioners adopted Ordinance 04-42 pursuant to s. 939.185 F.S., which was part of the latest revision to Article V of the State Constitution.

**Collier County Government
Fiscal Year 2009 Adopted Budget**

**Court Related Agencies
Court Administration
Court Admin (681) Reserves & Transfers**

Program Summary	FY 2009 Total FTE	FY 2009 Budget	FY 2009 Revenues	FY 2009 Net Cost
N/A	-	25,800	1,823,300	-1,797,500
Current Level of Service Budget	-	25,800	1,823,300	-1,797,500
Total Adopted Budget	-	25,800	1,823,300	-1,797,500

Program Budgetary Cost Summary	FY 2007 Actual	FY 2008 Adopted	FY 2008 Forecast	FY 2009 Current	FY 2009 Expanded	FY 2009 Adopted	FY 2009 Change
Reserves For Cash Flow	-	-	-	25,800	-	25,800	na
Total Budget	-	-	-	25,800	-	25,800	na

Program Funding Sources	FY 2007 Actual	FY 2008 Adopted	FY 2008 Forecast	FY 2009 Current	FY 2009 Expanded	FY 2009 Adopted	FY 2009 Change
Interest/Misc	486	-	-	-	-	-	na
Trans fm 001 Gen Fund	621,951	752,400	1,237,500	971,800	-	971,800	29.2%
Trans fm 178 Court IT Fee Fd	206,800	398,800	398,800	431,200	-	431,200	8.1%
Carry Forward	8,138	-	26,000	488,400	-	488,400	na
Negative 5% Revenue Reserve	-	(83,800)	-	(68,100)	-	(68,100)	(18.7%)
Total Funding	837,375	1,067,400	1,662,300	1,823,300	-	1,823,300	70.8%

**Collier County Government
Fiscal Year 2009 Adopted Budget**

**Court Related Agencies
Circuit & County Court Judges**

Department Budgetary Cost Summar	FY 2007 Actual	FY 2008 Adopted	FY 2008 Forecast	FY 2009 Current	FY 2009 Expanded	FY 2009 Adopted	FY 2009 Change
Operating Expense	41,675	129,900	113,700	77,000	-	77,000	(40.7%)
Capital Outlay	20,836	-	1,500	1,000	-	1,000	na
Net Operating Budget	62,511	129,900	115,200	78,000	-	78,000	(40.0%)
Total Budget	62,511	129,900	115,200	78,000	-	78,000	(40.0%)

Appropriations by Program	FY 2007 Actual	FY 2008 Adopted	FY 2008 Forecast	FY 2009 Current	FY 2009 Expanded	FY 2009 Adopted	FY 2009 Change
Circuit Court Judges (001)	47,472	83,700	74,300	49,300	-	49,300	(41.1%)
County Court Judges (001)	15,039	46,200	40,900	28,700	-	28,700	(37.9%)
Total Net Budget	62,511	129,900	115,200	78,000	-	78,000	(40.0%)
Total Transfers and Reserves	-	-	-	-	-	-	na
Total Budget	62,511	129,900	115,200	78,000	-	78,000	(40.0%)

Department Funding Sources	FY 2007 Actual	FY 2008 Adopted	FY 2008 Forecast	FY 2009 Current	FY 2009 Expanded	FY 2009 Adopted	FY 2009 Change
Charges For Services	488,373	-	-	-	-	-	na
Miscellaneous Revenues	75	-	-	-	-	-	na
Net Cost General Fund	(425,937)	129,900	115,200	78,000	-	78,000	(40.0%)
Total Funding	62,511	129,900	115,200	78,000	-	78,000	(40.0%)

Department Position Summary	FY 2007 Actual	FY 2008 Adopted	FY 2008 Forecast	FY 2009 Current	FY 2009 Expanded	FY 2009 Adopted	FY 2009 Change
Circuit Court Judges (001)	0.01	-	-	-	-	-	na
Total FTE	0.01	-	-	-	-	-	na

**Collier County Government
Fiscal Year 2009 Adopted Budget**

**Court Related Agencies
Circuit & County Court Judges
Circuit Court Judges (001)**

Mission Statement

Judge Ellis and Judge Hayes will handle 50% of the Civil Case load each. Judge Martin will handle 100% of Probate and 33% of Family. Judge Dommerich will handle 100% of Dependency. Judge Monaco and Judge Brodie will each handle 33% of Family and 50% of Delinquency. Judge Baker, Judge Hardt and Judge Krier will handle 33% of Criminal and 33% of Domestic Violence each.

Program Summary	FY 2009 Total FTE	FY 2009 Budget	FY 2009 Revenues	FY 2009 Net Cost
Operating Costs	-	49,300	-	49,300
Counties are required to provide and maintain office space, utilities, basic communication services, and security for Circuit Court Judges.				
Current Level of Service Budget	-	49,300	-	49,300
Total Adopted Budget	-	49,300	-	49,300

Program Budgetary Cost Summary	FY 2007 Actual	FY 2008 Adopted	FY 2008 Forecast	FY 2009 Current	FY 2009 Expanded	FY 2009 Adopted	FY 2009 Change
Operating Expense	30,691	83,700	72,800	48,300	-	48,300	(42.3%)
Capital Outlay	16,781	-	1,500	1,000	-	1,000	na
Net Operating Budget	47,472	83,700	74,300	49,300	-	49,300	(41.1%)
Total Budget	47,472	83,700	74,300	49,300	-	49,300	(41.1%)
Total FTE	0.01	-	-	-	-	-	na

Program Funding Sources	FY 2007 Actual	FY 2008 Adopted	FY 2008 Forecast	FY 2009 Current	FY 2009 Expanded	FY 2009 Adopted	FY 2009 Change
Miscellaneous Revenues	75	-	-	-	-	-	na
Net Cost General Fund	47,397	83,700	74,300	49,300	-	49,300	(41.1%)
Total Funding	47,472	83,700	74,300	49,300	-	49,300	(41.1%)

Forecast FY 07/08 - Operating and capital costs reflect a small overall savings of \$9,400 for the combined Circuit Court Judges.

Current FY 08/09 - Operating and capital costs have been reduced for the Circuit Court Judges by \$34,400 to bring the budget more in line with their annual expenditures.

Note: The General Fund is budgeted to receive a transfer of \$8,300 from the Court IT Fund (178) in FY 09 for reimbursement of IT expenses incurred by the Circuit Court Judges.

**Collier County Government
Fiscal Year 2009 Adopted Budget**

**Court Related Agencies
Circuit & County Court Judges
County Court Judges (001)**

Mission Statement

All County Judges will handle one sixth of Criminal and County Civil/Small Claims cases for Naples and Immokalee.

Program Summary	FY 2009 Total FTE	FY 2009 Budget	FY 2009 Revenues	FY 2009 Net Cost
Operating Costs	-	28,700	-	28,700
Counties are required to provide and maintain office space, utilities, basic communication services, and security for County Court Judges.				
Current Level of Service Budget	-	28,700	-	28,700
Total Adopted Budget	-	28,700	-	28,700

Program Budgetary Cost Summary	FY 2007 Actual	FY 2008 Adopted	FY 2008 Forecast	FY 2009 Current	FY 2009 Expanded	FY 2009 Adopted	FY 2009 Change
Operating Expense	10,984	46,200	40,900	28,700	-	28,700	(37.9%)
Capital Outlay	4,055	-	-	-	-	-	na
Net Operating Budget	15,039	46,200	40,900	28,700	-	28,700	(37.9%)
Total Budget	15,039	46,200	40,900	28,700	-	28,700	(37.9%)

Program Funding Sources	FY 2007 Actual	FY 2008 Adopted	FY 2008 Forecast	FY 2009 Current	FY 2009 Expanded	FY 2009 Adopted	FY 2009 Change
Charges For Services	488,373	-	-	-	-	-	na
Net Cost General Fund	(473,334)	46,200	40,900	28,700	-	28,700	(37.9%)
Total Funding	15,039	46,200	40,900	28,700	-	28,700	(37.9%)

Forecast FY 07/08 - Operating costs are projected to be \$5,300 less than adopted budget for the County Judges.

Current FY 08/09 - Operating costs for all the County Court Judges combined have been reduced by \$17,500 to bring the budget more in line with their annual expenditures.

Note: The General Fund is budgeted to receive a transfer of \$7,100 from the Court IT Fund (178) in FY 09 for reimbursement of IT expenses incurred by the County Court Judges.

**Collier County Government
Fiscal Year 2009 Adopted Budget**

**Court Related Agencies
Public Defender**

Department Budgetary Cost Summar	FY 2007 Actual	FY 2008 Adopted	FY 2008 Forecast	FY 2009 Current	FY 2009 Expanded	FY 2009 Adopted	FY 2009 Change
Operating Expense	205,955	216,100	216,100	212,800	-	212,800	(1.5%)
Capital Outlay	4,859	4,100	4,100	3,000	-	3,000	(26.8%)
Net Operating Budget	210,814	220,200	220,200	215,800	-	215,800	(2.0%)
Total Budget	210,814	220,200	220,200	215,800	-	215,800	(2.0%)

Appropriations by Program	FY 2007 Actual	FY 2008 Adopted	FY 2008 Forecast	FY 2009 Current	FY 2009 Expanded	FY 2009 Adopted	FY 2009 Change
Public Defender (001)	210,814	220,200	220,200	215,800	-	215,800	(2.0%)
Total Net Budget	210,814	220,200	220,200	215,800	-	215,800	(2.0%)
Total Transfers and Reserves	-	-	-	-	-	-	na
Total Budget	210,814	220,200	220,200	215,800	-	215,800	(2.0%)

Department Funding Sources	FY 2007 Actual	FY 2008 Adopted	FY 2008 Forecast	FY 2009 Current	FY 2009 Expanded	FY 2009 Adopted	FY 2009 Change
Miscellaneous Revenues	205	-	-	-	-	-	na
Net Cost General Fund	210,609	220,200	220,200	215,800	-	215,800	(2.0%)
Total Funding	210,814	220,200	220,200	215,800	-	215,800	(2.0%)

Department Position Summary	FY 2007 Actual	FY 2008 Adopted	FY 2008 Forecast	FY 2009 Current	FY 2009 Expanded	FY 2009 Adopted	FY 2009 Change
Public Defender (001)	0.01	-	-	-	-	-	na
Total FTE	0.01	-	-	-	-	-	na

**Collier County Government
Fiscal Year 2009 Adopted Budget**

**Court Related Agencies
Public Defender
Public Defender (001)**

Mission Statement

To provide legal services to indigent defendants charged with criminal offenses in Collier County.

Program Summary	FY 2009 Total FTE	FY 2009 Budget	FY 2009 Revenues	FY 2009 Net Cost
Public Defender	-	215,800	-	215,800
State law requires counties within their judicial circuits to provide the Public Defender with office space, utilities, telephone services, custodial services, and communication services as may be necessary for the proper and efficient functioning of the office.				
Current Level of Service Budget	-	215,800	-	215,800
Total Adopted Budget	-	215,800	-	215,800

Program Budgetary Cost Summary	FY 2007 Actual	FY 2008 Adopted	FY 2008 Forecast	FY 2009 Current	FY 2009 Expanded	FY 2009 Adopted	FY 2009 Change
Operating Expense	205,955	216,100	216,100	212,800	-	212,800	(1.5%)
Capital Outlay	4,859	4,100	4,100	3,000	-	3,000	(26.8%)
Net Operating Budget	210,814	220,200	220,200	215,800	-	215,800	(2.0%)
Total Budget	210,814	220,200	220,200	215,800	-	215,800	(2.0%)
Total FTE	0.01	-	-	-	-	-	na

Program Funding Sources	FY 2007 Actual	FY 2008 Adopted	FY 2008 Forecast	FY 2009 Current	FY 2009 Expanded	FY 2009 Adopted	FY 2009 Change
Miscellaneous Revenues	205	-	-	-	-	-	na
Net Cost General Fund	210,609	220,200	220,200	215,800	-	215,800	(2.0%)
Total Funding	210,814	220,200	220,200	215,800	-	215,800	(2.0%)

Note: Pursuant to the revisions to Article V, as of July 1, 2004, the County is responsible for funding the following operating expenses for the Public Defender: facility construction/lease, facility maintenance and security, utilities, communication services, data processing equipment and software, and other local operating requirements.

Current FY 08/09 - Public Defender's budget is in compliance with the budget policy reduction of 2% over the prior year. Part of the Public Defender's budget is being paid for directly out of the Court Technology Fund (178) as part of the CJIS (Criminal Justice Information Services) District-wide cost sharing budget.

Note: The General Fund is budgeted to receive a transfer of \$51,100 from the Court IT Fund (178) in FY 09 for reimbursement of IT related expenses incurred by the Public Defender's Office.

UFR FY 08/09 - There was a request to add a Tech Position at the Public Defender's Office for \$51,000 to come from the \$2.00 Technology Fee. This fee is based upon recording of public documents and is currently 41% below the prior year budget.

**Collier County Government
Fiscal Year 2009 Adopted Budget**

**Court Related Agencies
State Attorney**

Department Budgetary Cost Summar	FY 2007 Actual	FY 2008 Adopted	FY 2008 Forecast	FY 2009 Current	FY 2009 Expanded	FY 2009 Adopted	FY 2009 Change
Operating Expense	473,014	519,400	501,000	504,600	-	504,600	(2.8%)
Capital Outlay	87,713	23,000	23,000	26,900	-	26,900	17.0%
Net Operating Budget	560,727	542,400	524,000	531,500	-	531,500	(2.0%)
Total Budget	560,727	542,400	524,000	531,500	-	531,500	(2.0%)

Appropriations by Program	FY 2007 Actual	FY 2008 Adopted	FY 2008 Forecast	FY 2009 Current	FY 2009 Expanded	FY 2009 Adopted	FY 2009 Change
State Attorney (001)	560,727	542,400	524,000	531,500	-	531,500	(2.0%)
Total Net Budget	560,727	542,400	524,000	531,500	-	531,500	(2.0%)
Total Transfers and Reserves	-	-	-	-	-	-	na
Total Budget	560,727	542,400	524,000	531,500	-	531,500	(2.0%)

Department Funding Sources	FY 2007 Actual	FY 2008 Adopted	FY 2008 Forecast	FY 2009 Current	FY 2009 Expanded	FY 2009 Adopted	FY 2009 Change
Miscellaneous Revenues	14	-	-	-	-	-	na
Net Cost General Fund	560,713	542,400	524,000	531,500	-	531,500	(2.0%)
Total Funding	560,727	542,400	524,000	531,500	-	531,500	(2.0%)

Department Position Summary	FY 2007 Actual	FY 2008 Adopted	FY 2008 Forecast	FY 2009 Current	FY 2009 Expanded	FY 2009 Adopted	FY 2009 Change
State Attorney (001)	0.01	-	-	-	-	-	na
Total FTE	0.01	-	-	-	-	-	na

**Collier County Government
Fiscal Year 2009 Adopted Budget**

**Court Related Agencies
State Attorney
State Attorney (001)**

Mission Statement

To prosecute law offenders in his jurisdictional area of the State and to faithfully execute and enforce the laws of the State of Florida.

Program Summary	FY 2009 Total FTE	FY 2009 Budget	FY 2009 Revenues	FY 2009 Net Cost
State Attorney	-	531,500	-	531,500
State law requires counties within their judicial circuits to provide the State Attorney with office space, utilities, telephone services, custodial services, and communication services as may be necessary for the proper and efficient functioning of the office.				
Current Level of Service Budget	-	531,500	-	531,500
Total Adopted Budget	-	531,500	-	531,500

Program Budgetary Cost Summary	FY 2007 Actual	FY 2008 Adopted	FY 2008 Forecast	FY 2009 Current	FY 2009 Expanded	FY 2009 Adopted	FY 2009 Change
Operating Expense	473,014	519,400	501,000	504,600	-	504,600	(2.8%)
Capital Outlay	87,713	23,000	23,000	26,900	-	26,900	17.0%
Net Operating Budget	560,727	542,400	524,000	531,500	-	531,500	(2.0%)
Total Budget	560,727	542,400	524,000	531,500	-	531,500	(2.0%)
Total FTE	0.01	-	-	-	-	-	na

Program Funding Sources	FY 2007 Actual	FY 2008 Adopted	FY 2008 Forecast	FY 2009 Current	FY 2009 Expanded	FY 2009 Adopted	FY 2009 Change
Miscellaneous Revenues	14	-	-	-	-	-	na
Net Cost General Fund	560,713	542,400	524,000	531,500	-	531,500	(2.0%)
Total Funding	560,727	542,400	524,000	531,500	-	531,500	(2.0%)

Note: Pursuant to the revisions to Article V, as of July 1, 2004, the County is responsible for funding the following operating expenses for the State Attorney: facility construction/lease, facility maintenance and security, utilities, communication services, data processing equipment, software and technical support, and other local operating requirements.

Forecast FY 07/08 - Operating expenses are \$18,400 less than anticipated. Savings in utilities are \$9,000 and overall savings in minor operating equipment, supplies and lease equipment costs are \$9,400.

Current FY 08/09 - Operating expenses include funding for five positions (three jail reduction personnel and two information technology (IT) personnel) in the State Attorney's Office. The IT personnel costs total \$78,000 and are funded by a transfer from the Court IT Fund. Part of the State Attorney's budget is being paid for directly out of the Court Technology Fund (178) as part of the CJIS (Criminal Justice Information Services) District-wide cost sharing budget.

Note: The General Fund is budgeted to receive a transfer of \$203,600 from the Court IT Fund (178) in FY 09 for reimbursement of IT expenses incurred by the State Attorney's Office.

**Collier County Government
Fiscal Year 2009 Adopted Budget**

**Court Related Agencies
Juvenile Assessment Center**

Department Budgetary Cost Summar	FY 2007 Actual	FY 2008 Adopted	FY 2008 Forecast	FY 2009 Current	FY 2009 Expanded	FY 2009 Adopted	FY 2009 Change
Indirect Cost Reimburs	300	200	200	300	-	300	50.0%
Net Operating Budget	300	200	200	300	-	300	50.0%
Trans to Clerk Of Courts	97,185	98,700	77,700	73,700	-	73,700	(25.3%)
Total Budget	97,485	98,900	77,900	74,000	-	74,000	(25.2%)

Appropriations by Program	FY 2007 Actual	FY 2008 Adopted	FY 2008 Forecast	FY 2009 Current	FY 2009 Expanded	FY 2009 Adopted	FY 2009 Change
Juvenile Assessment Center (175)	300	200	200	300	-	300	50.0%
Total Net Budget	300	200	200	300	-	300	50.0%
Total Transfers and Reserves	97,185	98,700	77,700	73,700	-	73,700	(25.3%)
Total Budget	97,485	98,900	77,900	74,000	-	74,000	(25.2%)

Department Funding Sources	FY 2007 Actual	FY 2008 Adopted	FY 2008 Forecast	FY 2009 Current	FY 2009 Expanded	FY 2009 Adopted	FY 2009 Change
Fines & Forfeitures	96,789	104,200	77,900	77,900	-	77,900	(25.2%)
Interest/Misc	318	-	-	-	-	-	na
Carry Forward	638	-	-	-	-	-	na
Negative 5% Revenue Reserve	-	(5,300)	-	(3,900)	-	(3,900)	(26.4%)
Total Funding	97,745	98,900	77,900	74,000	-	74,000	(25.2%)

**Collier County Government
Fiscal Year 2009 Adopted Budget**

**Court Related Agencies
Juvenile Assessment Center
Juvenile Assessment Center (175)**

Mission Statement

To provide funding for the operation of the Juvenile Assessment Center.

Program Summary	FY 2009 Total FTE	FY 2009 Budget	FY 2009 Revenues	FY 2009 Net Cost
Juvenile Assessment Center	-	74,000	77,900	-3,900
Reserves/Transfers	-	-	-3,900	3,900
Current Level of Service Budget	-	74,000	74,000	-
Total Adopted Budget	-	74,000	74,000	-

Program Budgetary Cost Summary	FY 2007 Actual	FY 2008 Adopted	FY 2008 Forecast	FY 2009 Current	FY 2009 Expanded	FY 2009 Adopted	FY 2009 Change
Indirect Cost Reimburs	300	200	200	300	-	300	50.0%
Net Operating Budget	300	200	200	300	-	300	50.0%
Trans to Clerk Of Courts	97,185	98,700	77,700	73,700	-	73,700	(25.3%)
Total Budget	97,485	98,900	77,900	74,000	-	74,000	(25.2%)

Program Funding Sources	FY 2007 Actual	FY 2008 Adopted	FY 2008 Forecast	FY 2009 Current	FY 2009 Expanded	FY 2009 Adopted	FY 2009 Change
Fines & Forfeitures	96,789	104,200	77,900	77,900	-	77,900	(25.2%)
Interest/Misc	318	-	-	-	-	-	na
Carry Forward	638	-	-	-	-	-	na
Negative 5% Revenue Reserve	-	(5,300)	-	(3,900)	-	(3,900)	(26.4%)
Total Funding	97,745	98,900	77,900	74,000	-	74,000	(25.2%)

Forecast FY 07/08 - The forecast transfer amount to the Juvenile Assessment Center is equal to the total available revenue. Article V revenues are 25% below adopted budget and therefore the budgeted transfer is less than adopted.

Current FY 08/09 - The \$73,700 transfer is to fund operating costs of the Juvenile Assessment Center.

Note. The source of this revenue is an additional court cost of \$65 when a person pleads guilty or no contest or is found guilty of any felony, misdemeanor, or criminal traffic offense in Florida. Twenty-five percent (25%) of this amount is allocated to fund Teen Court Programs and Juvenile Assessment Centers. Each of these juvenile programs has been allocated twelve and a half percent (12.5%) or \$77,900.

**Collier County Government
Fiscal Year 2009 Adopted Budget**

**Court Related Agencies
Guardian Ad Litem Program**

Department Budgetary Cost Summar	FY 2007 Actual	FY 2008 Adopted	FY 2008 Forecast	FY 2009 Current	FY 2009 Expanded	FY 2009 Adopted	FY 2009 Change
Operating Expense	1,954	2,000	2,000	5,000	-	5,000	150.0%
Net Operating Budget	1,954	2,000	2,000	5,000	-	5,000	150.0%
Total Budget	1,954	2,000	2,000	5,000	-	5,000	150.0%

Appropriations by Program	FY 2007 Actual	FY 2008 Adopted	FY 2008 Forecast	FY 2009 Current	FY 2009 Expanded	FY 2009 Adopted	FY 2009 Change
Guardian Ad Litem Program (001)	1,954	2,000	2,000	5,000	-	5,000	150.0%
Total Net Budget	1,954	2,000	2,000	5,000	-	5,000	150.0%
Total Transfers and Reserves	-	-	-	-	-	-	na
Total Budget	1,954	2,000	2,000	5,000	-	5,000	150.0%

Department Funding Sources	FY 2007 Actual	FY 2008 Adopted	FY 2008 Forecast	FY 2009 Current	FY 2009 Expanded	FY 2009 Adopted	FY 2009 Change
Net Cost General Fund	1,954	2,000	2,000	5,000	-	5,000	150.0%
Total Funding	1,954	2,000	2,000	5,000	-	5,000	150.0%

Department Position Summary	FY 2007 Actual	FY 2008 Adopted	FY 2008 Forecast	FY 2009 Current	FY 2009 Expanded	FY 2009 Adopted	FY 2009 Change
Guardian Ad Litem Program (001)	0.01	-	-	-	-	-	na
Total FTE	0.01	-	-	-	-	-	na

**Collier County Government
Fiscal Year 2009 Adopted Budget**

**Court Related Agencies
Guardian Ad Litem Program
Guardian Ad Litem Program (001)**

Program Summary	FY 2009 Total FTE	FY 2009 Budget	FY 2009 Revenues	FY 2009 Net Cost
Guardian Ad Litem	-	5,000	-	5,000
To advocate for the best interests of children who are alleged to be abused, neglected, or abandoned and who are involved in court proceedings.				
Current Level of Service Budget	-	5,000	-	5,000
Total Adopted Budget	-	5,000	-	5,000

Program Budgetary Cost Summary	FY 2007 Actual	FY 2008 Adopted	FY 2008 Forecast	FY 2009 Current	FY 2009 Expanded	FY 2009 Adopted	FY 2009 Change
Operating Expense	1,954	2,000	2,000	5,000	-	5,000	150.0%
Net Operating Budget	1,954	2,000	2,000	5,000	-	5,000	150.0%
Total Budget	1,954	2,000	2,000	5,000	-	5,000	150.0%
Total FTE	0.01	-	-	-	-	-	na

Program Funding Sources	FY 2007 Actual	FY 2008 Adopted	FY 2008 Forecast	FY 2009 Current	FY 2009 Expanded	FY 2009 Adopted	FY 2009 Change
Net Cost General Fund	1,954	2,000	2,000	5,000	-	5,000	150.0%
Total Funding	1,954	2,000	2,000	5,000	-	5,000	150.0%

Note: Pursuant to the revisions to Article V, as of July 1, 2004, the County is responsible for funding the following operating expenses for the Guardian Ad Litem: facility construction/lease, facility maintenance and security, utilities, communication services, data processing equipment and software, and other local operating requirements.

Current FY 08/09 - Operating costs include telephone system support, coverage for a cell phone and cost associated with the installation of a stand-alone internet service provider system. Guardian Ad Litem personnel utilize a web-based software system and it has been determined to be more cost effective and efficient to utilize the stand-alone service in lieu of the T-1 line furnished by CJIS (Criminal Justice Information Service).

UFR FY 08/09 - There was a request for funding for a part-time Assistant Management Analyst (DATA) at the Guardian Ad Litem's office at a total cost of \$25,100 to come from the \$2.00 Technology Fee. This fee is based upon recording of public documents and is currently 41% below the prior year budget. It is anticipated that this revenue will stay consistent or decline in light of the current economy.

**Collier County Government
Fiscal Year 2009 Adopted Budget**

**Court Related Agencies
Court Related Technology**

Department Budgetary Cost Summar	FY 2007 Actual	FY 2008 Adopted	FY 2008 Forecast	FY 2009 Current	FY 2009 Expanded	FY 2009 Adopted	FY 2009 Change
Operating Expense	342,093	387,800	336,400	70,600	-	70,600	(81.8%)
Indirect Cost Reimburs	1,200	2,000	2,000	700	-	700	(65.0%)
Capital Outlay	-	62,500	-	83,400	-	83,400	33.4%
Net Operating Budget	343,293	452,300	338,400	154,700	-	154,700	(65.8%)
Trans to Clerk Of Courts	500,000	-	-	-	-	-	na
Trans to General Fund	308,300	339,900	260,800	272,700	-	272,700	(19.8%)
Trans to 681 Court Serv Fds	206,800	398,800	398,800	431,200	-	431,200	8.1%
Reserves For Contingencies	-	59,600	-	43,000	-	43,000	(27.9%)
Reserves For Capital	-	476,500	-	3,200	-	3,200	(99.3%)
Total Budget	1,358,393	1,727,100	998,000	904,800	-	904,800	(47.6%)

Appropriations by Program	FY 2007 Actual	FY 2008 Adopted	FY 2008 Forecast	FY 2009 Current	FY 2009 Expanded	FY 2009 Adopted	FY 2009 Change
Court IT Fee (178)	343,293	452,300	338,400	154,700	-	154,700	(65.8%)
Total Net Budget	343,293	452,300	338,400	154,700	-	154,700	(65.8%)
Total Transfers and Reserves	1,015,100	1,274,800	659,600	750,100	-	750,100	(41.2%)
Total Budget	1,358,393	1,727,100	998,000	904,800	-	904,800	(47.6%)

Department Funding Sources	FY 2007 Actual	FY 2008 Adopted	FY 2008 Forecast	FY 2009 Current	FY 2009 Expanded	FY 2009 Adopted	FY 2009 Change
Charges For Services	1,338,736	1,502,600	888,200	888,200	-	888,200	(40.9%)
Interest/Misc	1,295	-	-	-	-	-	na
Carry Forward	190,450	299,700	170,900	61,100	-	61,100	(79.6%)
Negative 5% Revenue Reserve	-	(75,200)	-	(44,500)	-	(44,500)	(40.8%)
Total Funding	1,530,480	1,727,100	1,059,100	904,800	-	904,800	(47.6%)

Department Position Summary	FY 2007 Actual	FY 2008 Adopted	FY 2008 Forecast	FY 2009 Current	FY 2009 Expanded	FY 2009 Adopted	FY 2009 Change
Court IT Fee (178)	0.01	-	-	-	-	-	na
Total FTE	0.01	-	-	-	-	-	na

**Collier County Government
Fiscal Year 2009 Adopted Budget**

**Court Related Agencies
Court Related Technology
Court IT Fee (178)**

Mission Statement

To provide funding for court-related technology, and court technology needs for the state trial courts, state attorney and public defender in accordance with s. 28.24 (12) (e), s. 29.008 (1) (f) 2 and s. 29.008 (1) (h) F.S.

Program Summary	FY 2009 Total FTE	FY 2009 Budget	FY 2009 Revenues	FY 2009 Net Cost
Court Related Technology	-	904,800	904,800	-
To use available revenues to offset the cost of Court Related Technology needs in Collier County.				
Current Level of Service Budget	-	904,800	904,800	-
Total Adopted Budget	-	904,800	904,800	-

Program Budgetary Cost Summary	FY 2007 Actual	FY 2008 Adopted	FY 2008 Forecast	FY 2009 Current	FY 2009 Expanded	FY 2009 Adopted	FY 2009 Change
Operating Expense	342,093	387,800	336,400	70,600	-	70,600	(81.8%)
Indirect Cost Reimburs	1,200	2,000	2,000	700	-	700	(65.0%)
Capital Outlay	-	62,500	-	83,400	-	83,400	33.4%
Net Operating Budget	343,293	452,300	338,400	154,700	-	154,700	(65.8%)
Trans to Clerk Of Courts	500,000	-	-	-	-	-	na
Trans to General Fund	308,300	339,900	260,800	272,700	-	272,700	(19.8%)
Trans to 681 Court Serv Fds	206,800	398,800	398,800	431,200	-	431,200	8.1%
Reserves For Contingencies	-	59,600	-	43,000	-	43,000	(27.9%)
Reserves For Capital	-	476,500	-	3,200	-	3,200	(99.3%)
Total Budget	1,358,393	1,727,100	998,000	904,800	-	904,800	(47.6%)
Total FTE	0.01	-	-	-	-	-	na

Program Funding Sources	FY 2007 Actual	FY 2008 Adopted	FY 2008 Forecast	FY 2009 Current	FY 2009 Expanded	FY 2009 Adopted	FY 2009 Change
Charges For Services	1,338,736	1,502,600	888,200	888,200	-	888,200	(40.9%)
Interest/Misc	1,295	-	-	-	-	-	na
Carry Forward	190,450	299,700	170,900	61,100	-	61,100	(79.6%)
Negative 5% Revenue Reserve	-	(75,200)	-	(44,500)	-	(44,500)	(40.8%)
Total Funding	1,530,480	1,727,100	1,059,100	904,800	-	904,800	(47.6%)

**Court Related Agencies
Court Related Technology**

Forecast FY 07/08 - Operating costs have been reduced by \$51,400 and capital outlay of \$62,500 has been deferred. Additionally, the transfer to the General Fund has been decreased by \$79,100 to absorb the shortfall in revenues and carryforward from the prior year.

Revenues reflect collections of a \$2 per page service charge collected for recording documents or instruments as listed in s. 28.222 F.S. The revenue estimate is a projection based on actual monthly revenue receipts as compared to the prior fiscal years. FY 08 receipts to date have continued a decline that started in FY 07. There is an overall anticipated shortfall to adopted budget of \$614,400.

Current FY 08/09 - Expenditures include payments to CJIS (Criminal Justice Information Services) for shared technology upgrade costs for the Twentieth Judicial Circuit. In prior years, these costs were allocated to Court Administration, Public Defender, State Attorney and Guardian Ad Litem agencies. Transfers were then made from this Court Related Technology Fund to reimburse the individual agencies. This direct payment for the shared costs eliminates allocations, transfers and reimbursements and is in line with the other five counties in the District. Each of the agencies will still receive some reimbursements from this Fund for their direct IT related costs.

A summary of the CJIS budget is included as a schedule. Due to the enormously reduced revenue projections, it is not expected that all costs will be covered as requested by CJIS. The total CJIS budget submitted for FY 2009 was \$413,400 and Collier has allocated \$153,700 for contributions to the District costs, including the specifically identified capital items for Collier Courtroom Operations, State Attorney and Public Defender. Should the revenues increase, Collier will increase their contribution to the District costs accordingly.

Transfers include \$272,700 to the General Fund to pay for court-related technology needs of the Circuit and County Court Judges, State Attorney, Public Defender and Guardian Ad Litem offices. There is also a transfer to the Court Administration Fund (681) to pay for the court-related technology needs of the the Court Administration Programs in the amount of \$431,200.

Revenues are \$614,400 below the 2008 adopted budget. This budget is based upon collection history for 2005, 2006, 2007 and 2008, which has declined steadily each year. The total budgeted revenue is held consistent with the 2008 forecast.

UFR FY 08/09 - There was an additional request submitted by the Criminal Conflict and Civil Regional Council on May 23, 2008 requesting funding in the amount of \$65,100. This would also be an expanded service as this is a newly formed agency seeking funding assistance. In light of the current revenue shortages and increased funding requirements by the General Fund, this request was unable to be incorporated into the current FY 09 budget.

**Courts & Related Agencies
Summary of Interrelated Transfers
FY 2009**

Summary of Transfers with Court Related Technology Fund (178):

Fund	CC	Description	Transfer In	Transfer Out
681		Court Administration	418,700	
681	929010	Parole & Probation	12,500	
178	929010	Court Related Technology		431,200
001	421010-421090	Circuit Court Judges	8,300	
001	432020-432070	County Judges	7,100	
001	443010	State Attorney	203,600	
001	454010	Public Defender	51,100	
001	454010	Guardian Ad Litem	2,600	
178	929010	Court Related Technology		272,700 (a)
			703,900	703,900
			703,900	703,900

(a) This transfer does not show up in the budget document pages of Courts and Related Agencies.

CJIS Cost Sharing Budget Allocations for FY 2009 per Twentieth Judicial Circuit Court

Total CJIS Budget for Collier County \$ 413,400

Operating Costs:

Item Description

Total Shared Costs	189,900	Contracted Services
Total Non-Specific Costs	86,800	Contracted Services
Courtroom Ops	17,900	Microsoft Software Assurance Licensing
State Attorney	24,500	Microsoft Software Assurance Licensing
Public Defender	<u>10,900</u>	Microsoft Software Assurance Licensing

Total Operating Costs included in Fund 178 330,000 *See Court IT Fund (178) Budget*

Capital Costs:

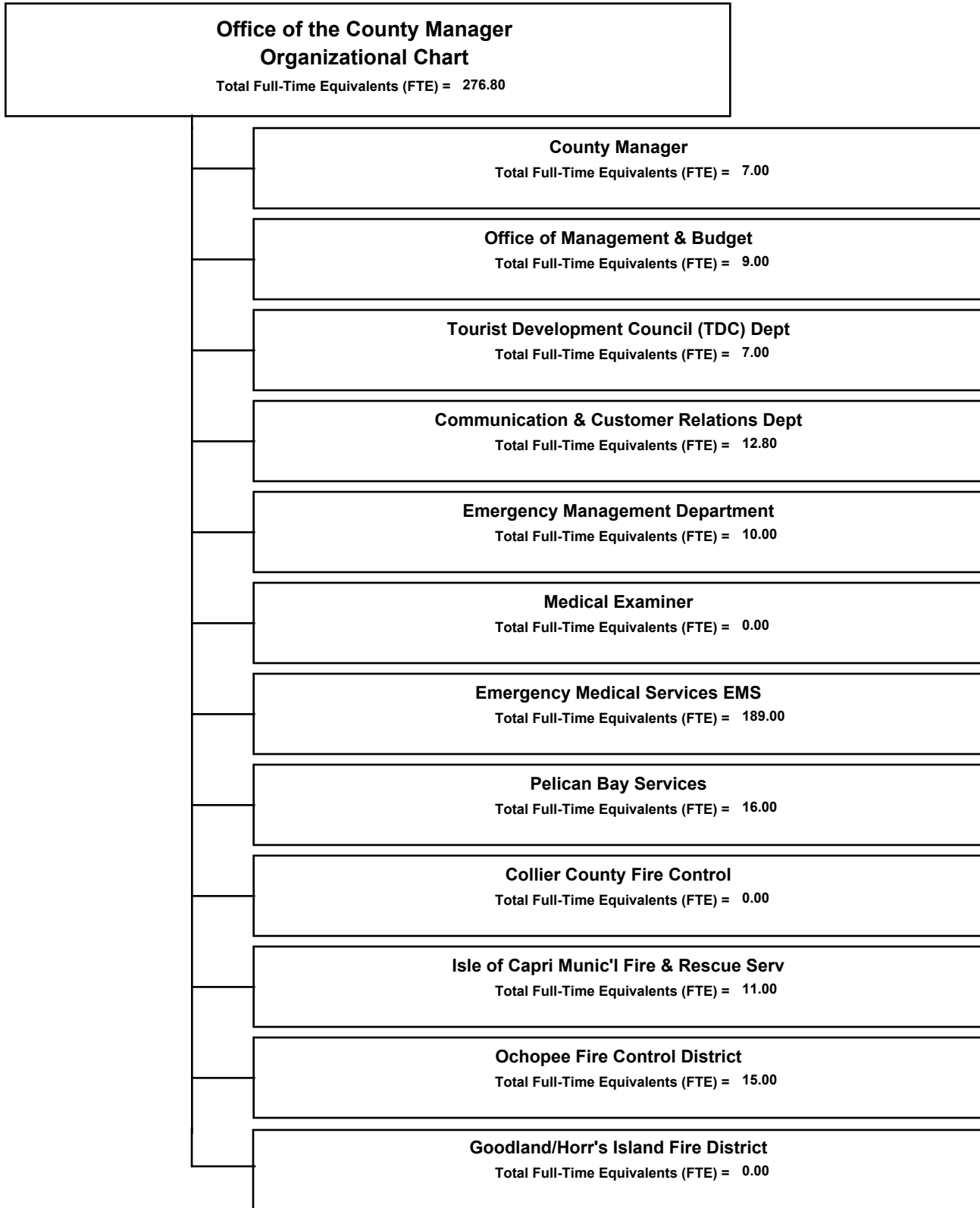
Courtroom Ops	12,500	Equipment
State Attorney	41,800	Equipment
Public Defender	<u>29,100</u>	Equipment

Total Capital Expenses included in Fund 178 83,400

Total CJIS Budget 413,400

This budget is from the administrator of CJIS for the five counties in the District and is for the upcoming fiscal year of 2009. The contracted services and Microsoft Software Licensing will be billed by CJIS as an intergovernmental transaction per Lisa Kiesel, Finance & Accounting Manager for the Twentieth Judicial Circuit. Additionally, it has been recommended that we record all capital items directly in our budget so the assets will be on the books of Collier County.

Office of the County Manager



Office of the County Manager
James V. Mudd, County Manager

Management Offices

The Executive Management Offices consist of the Administrative Office of the County Manager, the Office of Management and Budget, and the Communication and Customer Relations Department. In addition, the Bureau of Emergency Services, Pelican Bay Services, and Tourism also report directly to the County Manager's Office.

The total operating budget for Fiscal Year 09 for the Executive Management Offices is \$3,483,000. The primary source of funding is General Fund revenue. There are 28.8 authorized positions as follows: County Manager's Office - 7.0, Office of Management and Budget - 9.0, and the Communication and Customer Relations Department - 12.8.

The phone numbers for these offices are:

County Manager's Office	252-8383
Office of Management and Budget	252-8973
Communication and Customer Relations	252-8848

Emergency Services Functions

As noted above, emergency services functions report directly to the County Manager's Office. Emergency Services utilizes a number of funding sources. Emergency Management and the Medical Examiner are funded by county wide ad valorem taxes, while the Division of Forestry is funded by unincorporated area ad valorem taxes. Isles of Capri Municipal Fire and Rescue Services, Ochopee Fire Control, Collier County Fire Control and Goodland/Horr's Island Fire are funded primarily through special taxing districts. EMS is funded through ambulance fee revenue and an operating subsidy from the General Fund.

The Emergency Services functions total operating budget for FY 09 is \$33,293,800 and 225 positions.

For more information on Emergency Services programs, the phone numbers are listed below:

Emergency Management	252-8444
Isles of Capri Fire & Rescue	394-9546
Ochopee Fire & Rescue	695-4114
Emergency Medical Service	252-8459
Medical Examiner	434-5020

Tourism

Funding for the Naples, Marco Island, Everglades Paradise Coast Convention and Visitors Bureau is generated from the 4% tourist tax levied on hotel rooms and short-term rentals in Collier County. The total operating budget for Fiscal Year 09 is \$8,096,900 and there are 7.0 authorized positions.

Pelican Bay Services

Services are provided to residents of Pelican Bay through the Pelican Bay Municipal Services Taxing and Benefit Unit (MSTBU). Services include Water Management, Community Beautification, Street Lighting, Security Operations, Clam Bay Restoration, and a capital improvement program. The Pelican Bay Services operating budget for FY 09 is \$4,233,800 with 16 permanent, full-time positions. An office is located in Pelican Bay to ensure quality services to residents. Funding is generated by special assessments levied on residents of Pelican Bay.

For more information on Pelican Bay Services, please call 597-1749.

**Collier County Government
Fiscal Year 2009 Adopted Budget**

Office of the County Manager

Division Budgetary Cost Summary	FY 2007 Actual	FY 2008 Adopted	FY 2008 Forecast	FY 2009 Current	FY 2009 Expanded	FY 2009 Adopted	FY 2009 Change
Personal Services	26,545,923	27,393,400	27,254,900	27,956,500	-	27,956,500	2.1%
Operating Expense	15,943,020	13,410,000	13,433,300	13,586,100	36,000	13,622,100	1.6%
Indirect Cost Reimburs	251,500	281,800	281,800	233,100	-	233,100	(17.3%)
Capital Outlay	1,429,092	1,229,500	1,894,700	390,000	7,000	397,000	(67.7%)
Debt Service	68,989	-	-	-	-	-	na
Debt Service - Interest	25,562	-	-	-	-	-	na
Remittances	714,256	907,800	907,800	1,077,700	-	1,077,700	18.7%
Total Net Budget	44,978,342	43,222,500	43,772,500	43,243,400	43,000	43,286,400	0.1 %
Non Cash Year End Entry	1,050,784	-	-	-	-	-	na
Trans to Property Appraiser	39,688	101,200	67,700	100,800	-	100,800	(0.4%)
Trans to Tax Collector	237,080	313,000	275,100	318,500	-	318,500	1.8%
Trans to Special Rev Fds	-	88,600	176,900	199,600	-	199,600	125.3%
Trans to 118 Em Mgt Grant Fd	9,535	-	22,300	-	-	-	na
Trans to 144 Isles of Capri Fire Fd	101,800	100,000	100,000	100,000	-	100,000	0 %
Trans to 146 Ochopee Fire Fd	148,000	145,300	145,300	142,400	-	142,400	(2.0%)
Trans to 195 TDC Fd	-	179,800	359,100	405,400	-	405,400	125.5%
Trans to 196 TDC Eco Disaster Fd	-	408,400	235,200	-	-	-	(100.0%)
Reserves For Contingencies	-	4,587,500	-	3,246,400	-	3,246,400	(29.2%)
Reserves For Capital	-	1,261,500	-	2,107,400	(43,000)	2,064,400	63.6%
Reserve for Attrition	-	(761,800)	-	(756,400)	-	(756,400)	(0.7%)
Total Budget	46,565,229	49,646,000	45,154,100	49,107,500	-	49,107,500	(1.1%)

Appropriations by Department	FY 2007 Actual	FY 2008 Adopted	FY 2008 Forecast	FY 2009 Current	FY 2009 Expanded	FY 2009 Adopted	FY 2009 Change
County Manager	928,270	1,004,900	1,008,000	972,700	-	972,700	(3.2%)
County Manager - Board Related Costs	416,272	314,700	302,200	308,400	-	308,400	(2.0%)
Office of Management & Budget	881,008	939,000	924,400	887,600	-	887,600	(5.5%)
Tourist Development Council (TDC) Dept	3,894,356	5,188,600	5,152,700	5,760,100	-	5,760,100	11.0%
Communication & Customer Relations Dept	1,284,089	1,403,700	1,278,700	1,314,300	-	1,314,300	(6.4%)
Emergency Management Department	1,304,674	1,069,500	1,936,100	1,134,900	-	1,134,900	6.1%
Miscellaneous Grants Fund	229,210	103,000	177,000	178,500	-	178,500	73.3%
Division of Forestry Services	12,398	12,100	12,100	12,100	-	12,100	0 %
Medical Examiner	1,046,362	1,118,200	1,102,300	1,119,100	-	1,119,100	0.1%
Emergency Medical Services EMS	29,182,667	25,683,100	25,622,800	25,228,600	-	25,228,600	(1.8%)
Pelican Bay Services	2,557,477	2,760,400	2,735,900	2,752,400	-	2,752,400	(0.3%)
Collier County Fire Control	291,300	285,800	285,800	286,100	-	286,100	0.1%
Isle of Capri Munic'l Fire & Rescue Serv	1,235,898	1,331,000	1,281,700	1,371,800	-	1,371,800	3.1%
Ochopee Fire Control District	1,611,247	1,905,500	1,849,800	1,813,600	43,000	1,856,600	(2.6%)
Goodland/Horr's Island Fire District	103,115	103,000	103,000	103,200	-	103,200	0.2%
Total Net Budget	44,978,342	43,222,500	43,772,500	43,243,400	43,000	43,286,400	0.1%
Tourist Development Council (TDC) Dept	1,161,761	2,832,600	912,500	2,336,800	-	2,336,800	(17.5%)
Emergency Management Department	-	500,000	-	500,000	-	500,000	0 %
Emergency Medical Services EMS	6,000	576,900	6,000	(13,200)	-	(13,200)	(102.3%)
Pelican Bay Services	67,315	1,521,200	84,300	1,481,400	-	1,481,400	(2.6%)
Collier County Fire Control	259,227	256,400	256,200	256,400	-	256,400	0 %
Isle of Capri Munic'l Fire & Rescue Serv	40,209	97,300	56,500	268,700	-	268,700	176.2%
Ochopee Fire Control District	49,072	634,700	62,800	1,024,200	(43,000)	981,200	54.6%
Goodland/Horr's Island Fire District	3,303	4,400	3,300	9,800	-	9,800	122.7%
Total Transfers and Reserves	1,586,887	6,423,500	1,381,600	5,864,100	(43,000)	5,821,100	(9.4%)
Total Budget	46,565,229	49,646,000	45,154,100	49,107,500	-	49,107,500	(1.1%)

**Collier County Government
Fiscal Year 2009 Adopted Budget**

Office of the County Manager

Division Funding Sources	FY 2007 Actual	FY 2008 Adopted	FY 2008 Forecast	FY 2009 Current	FY 2009 Expanded	FY 2009 Adopted	FY 2009 Change
Ad Valorem Taxes	3,557,322	3,732,800	3,574,800	4,198,000	-	4,198,000	12.5%
Delinquent Ad Valorem Taxes	2,000	3,100	1,000	1,500	-	1,500	(51.6%)
Tourist Devel Tax	5,548,855	5,655,000	5,654,300	5,655,000	-	5,655,000	0 %
Intergovernmental Revenues	245,215	245,000	313,300	245,000	-	245,000	0 %
FEMA - Fed Emerg Mgt Agency	4,349,565	-	127,300	-	-	-	na
Charges For Services	(277,604)	146,200	43,600	75,900	-	75,900	(48.1%)
Ambulance Fees	15,114,950	11,212,000	8,832,000	8,900,000	-	8,900,000	(20.6%)
Miscellaneous Revenues	1,073,062	48,300	328,800	47,400	-	47,400	(1.9%)
Interest/Misc	319,929	114,400	120,400	98,000	-	98,000	(14.3%)
Assessments	2,545,052	2,508,300	2,497,500	2,261,400	-	2,261,400	(9.8%)
Other Financing Sources	1,047,149	-	-	-	-	-	na
Reimb From Other Depts	105	-	-	-	-	-	na
Trans frm Property Appraiser	5,023	1,000	4,000	1,700	-	1,700	70.0%
Trans frm Tax Collector	115,799	10,000	90,900	24,500	-	24,500	145.0%
Net Cost General Fund	861,979	5,814,700	6,138,800	5,852,600	-	5,852,600	0.7%
Net Cost MSTD General Fund	1,288,443	1,410,800	1,735,800	1,318,900	-	1,318,900	(6.5%)
Trans fm 001 Gen Fund	10,880,300	13,318,900	18,094,100	12,049,300	-	12,049,300	(9.5%)
Trans fm Special Rev Fds	243,300	7,300	600	-	-	-	(100.0%)
Trans fm 144 Isle Of Capri Fire Fd	7,859	-	17,100	-	-	-	na
Trans fm 146 Ochopee Fire Fd	1,675	-	5,200	-	-	-	na
Trans fm 148 Collier Fire Fd	243,800	239,300	239,300	239,400	-	239,400	0 %
Trans fm 194 TDC Prom Fd	-	408,400	235,200	-	-	-	(100.0%)
Trans fm 490 EMS Fd	6,000	6,000	6,000	3,000	-	3,000	(50.0%)
Carry Forward	6,698,416	5,931,300	6,293,600	9,199,500	-	9,199,500	55.1%
Negative 5% Revenue Reserve	-	(1,166,800)	-	(1,063,600)	-	(1,063,600)	(8.8%)
Total Funding	53,878,195	49,646,000	54,353,600	49,107,500	-	49,107,500	(1.1%)

Division Position Summary	FY 2007 Actual	FY 2008 Adopted	FY 2008 Forecast	FY 2009 Current	FY 2009 Expanded	FY 2009 Adopted	FY 2009 Change
County Manager	7.00	7.00	7.00	7.00	-	7.00	0 %
Office of Management & Budget	9.00	9.00	9.00	9.00	-	9.00	0 %
Tourist Development Council (TDC) Dept	6.50	6.50	6.50	7.00	-	7.00	7.7%
Communication & Customer Relations Dept	12.80	12.80	12.80	12.80	-	12.80	0 %
Emergency Management Department	9.00	10.00	10.00	10.00	-	10.00	0 %
Medical Examiner	0.01	-	-	-	-	-	na
Emergency Medical Services EMS	206.00	201.00	201.00	189.00	-	189.00	(6.0%)
Pelican Bay Services	16.00	16.00	16.00	16.00	-	16.00	0 %
Collier County Fire Control	0.01	-	-	-	-	-	na
Isle of Capri Munic'l Fire & Rescue Serv	11.00	11.00	11.00	11.00	-	11.00	0 %
Ochopee Fire Control District	15.00	15.00	15.00	15.00	-	15.00	0 %
Goodland/Horr's Island Fire District	0.01	-	-	-	-	-	na
Total FTE	292.33	288.30	288.30	276.80	-	276.80	(4.0%)

**Collier County Government
Fiscal Year 2009 Adopted Budget**

**Office of the County Manager
County Manager**

Department Budgetary Cost Summar	FY 2007 Actual	FY 2008 Adopted	FY 2008 Forecast	FY 2009 Current	FY 2009 Expanded	FY 2009 Adopted	FY 2009 Change
Personal Services	902,797	973,600	975,900	941,900	-	941,900	(3.3%)
Operating Expense	25,473	31,300	32,100	30,800	-	30,800	(1.6%)
Net Operating Budget	928,270	1,004,900	1,008,000	972,700	-	972,700	(3.2%)
Total Budget	928,270	1,004,900	1,008,000	972,700	-	972,700	(3.2%)

Appropriations by Program	FY 2007 Actual	FY 2008 Adopted	FY 2008 Forecast	FY 2009 Current	FY 2009 Expanded	FY 2009 Adopted	FY 2009 Change
County Manager (001)	928,270	1,004,900	1,008,000	972,700	-	972,700	(3.2%)
Total Net Budget	928,270	1,004,900	1,008,000	972,700	-	972,700	(3.2%)
Total Transfers and Reserves	-	-	-	-	-	-	na
Total Budget	928,270	1,004,900	1,008,000	972,700	-	972,700	(3.2%)

Department Funding Sources	FY 2007 Actual	FY 2008 Adopted	FY 2008 Forecast	FY 2009 Current	FY 2009 Expanded	FY 2009 Adopted	FY 2009 Change
Miscellaneous Revenues	96	-	-	-	-	-	na
Net Cost General Fund	928,174	1,004,900	1,008,000	972,700	-	972,700	(3.2%)
Total Funding	928,270	1,004,900	1,008,000	972,700	-	972,700	(3.2%)

Department Position Summary	FY 2007 Actual	FY 2008 Adopted	FY 2008 Forecast	FY 2009 Current	FY 2009 Expanded	FY 2009 Adopted	FY 2009 Change
County Manager (001)	7.00	7.00	7.00	7.00	-	7.00	0 %
Total FTE	7.00	7.00	7.00	7.00	-	7.00	0 %

**Collier County Government
Fiscal Year 2009 Adopted Budget**

**Office of the County Manager
County Manager
County Manager (001)**

Mission Statement

To achieve the efficient and effective management of County programs and projects with the guidelines established by the Board of County Commissioners and within the recognized ethics and standards of good practice established by the International City and County Management profession.

Program Summary	FY 2009 Total FTE	FY 2009 Budget	FY 2009 Revenues	FY 2009 Net Cost
Executive Management/Administration	7.00	972,700	-	972,700
Carry out directives and policies of the BCC, prepare annual budget, direct and oversee all aspects of County programs and projects.				
Current Level of Service Budget	7.00	972,700	-	972,700
Total Adopted Budget	7.00	972,700	-	972,700

Program Budgetary Cost Summary	FY 2007 Actual	FY 2008 Adopted	FY 2008 Forecast	FY 2009 Current	FY 2009 Expanded	FY 2009 Adopted	FY 2009 Change
Personal Services	902,797	973,600	975,900	941,900	-	941,900	(3.3%)
Operating Expense	25,473	31,300	32,100	30,800	-	30,800	(1.6%)
Net Operating Budget	928,270	1,004,900	1,008,000	972,700	-	972,700	(3.2%)
Total Budget	928,270	1,004,900	1,008,000	972,700	-	972,700	(3.2%)
Total FTE	7.00	7.00	7.00	7.00	-	7.00	0 %

Program Funding Sources	FY 2007 Actual	FY 2008 Adopted	FY 2008 Forecast	FY 2009 Current	FY 2009 Expanded	FY 2009 Adopted	FY 2009 Change
Miscellaneous Revenues	96	-	-	-	-	-	na
Net Cost General Fund	928,174	1,004,900	1,008,000	972,700	-	972,700	(3.2%)
Total Funding	928,270	1,004,900	1,008,000	972,700	-	972,700	(3.2%)

**Collier County Government
Fiscal Year 2009 Adopted Budget**

**Office of the County Manager
County Manager - Board Related Costs**

Department Budgetary Cost Summar	FY 2007 Actual	FY 2008 Adopted	FY 2008 Forecast	FY 2009 Current	FY 2009 Expanded	FY 2009 Adopted	FY 2009 Change
Operating Expense	266,272	314,700	302,200	308,400	-	308,400	(2.0%)
Remittances	150,000	-	-	-	-	-	na
Net Operating Budget	416,272	314,700	302,200	308,400	-	308,400	(2.0%)
Total Budget	416,272	314,700	302,200	308,400	-	308,400	(2.0%)

Appropriations by Program	FY 2007 Actual	FY 2008 Adopted	FY 2008 Forecast	FY 2009 Current	FY 2009 Expanded	FY 2009 Adopted	FY 2009 Change
County Manager-Board Related Costs (001)	416,272	314,700	302,200	308,400	-	308,400	(2.0%)
Total Net Budget	416,272	314,700	302,200	308,400	-	308,400	(2.0%)
Total Transfers and Reserves	-	-	-	-	-	-	na
Total Budget	416,272	314,700	302,200	308,400	-	308,400	(2.0%)

Department Funding Sources	FY 2007 Actual	FY 2008 Adopted	FY 2008 Forecast	FY 2009 Current	FY 2009 Expanded	FY 2009 Adopted	FY 2009 Change
Miscellaneous Revenues	18	-	-	-	-	-	na
Net Cost General Fund	416,254	314,700	302,200	308,400	-	308,400	(2.0%)
Total Funding	416,272	314,700	302,200	308,400	-	308,400	(2.0%)

**Collier County Government
Fiscal Year 2009 Adopted Budget**

**Office of the County Manager
County Manager - Board Related Costs
County Manager-Board Related Costs (001)**

Mission Statement

This budget provides miscellaneous Board directed activities such as the annual citizen survey, lobbyist activities, and the annual County employee picnic.

Program Summary	FY 2009 Total FTE	FY 2009 Budget	FY 2009 Revenues	FY 2009 Net Cost
Board Directed Activities	-	292,700	-	292,700
Items include lobbyist contract, committee minutes, citizen survey, ICMA Performance Measures, and goal setting.				
Other Board-Related Activities	-	15,700	-	15,700
Items include travel, legal advertising, and operating supplies.				
Current Level of Service Budget	-	308,400	-	308,400
Total Adopted Budget	-	308,400	-	308,400

Program Budgetary Cost Summary	FY 2007 Actual	FY 2008 Adopted	FY 2008 Forecast	FY 2009 Current	FY 2009 Expanded	FY 2009 Adopted	FY 2009 Change
Operating Expense	266,272	314,700	302,200	308,400	-	308,400	(2.0%)
Remittances	150,000	-	-	-	-	-	na
Net Operating Budget	416,272	314,700	302,200	308,400	-	308,400	(2.0%)
Total Budget	416,272	314,700	302,200	308,400	-	308,400	(2.0%)

Program Funding Sources	FY 2007 Actual	FY 2008 Adopted	FY 2008 Forecast	FY 2009 Current	FY 2009 Expanded	FY 2009 Adopted	FY 2009 Change
Miscellaneous Revenues	18	-	-	-	-	-	na
Net Cost General Fund	416,254	314,700	302,200	308,400	-	308,400	(2.0%)
Total Funding	416,272	314,700	302,200	308,400	-	308,400	(2.0%)

Budget FY08	Forecast FY08	Current FY09	Justification
\$120,000	\$120,000	\$120,000	Federal Lobbyist
\$ 75,000	\$ 75,000	\$ 75,000	State Lobbyist
\$ 35,900	\$ 35,900	\$ 35,900	Grant Locating
\$ 2,600	\$ 2,600	\$ 3,000	Lobbyist Tools Software
\$ 5,000	\$ 5,000	\$ 5,000	Consortium Day
\$ 20,000	\$ 0	\$ 0	Picnic
\$ 25,000	\$ 25,000	\$ 25,000	Survey
\$ 5,500	\$ 5,500	\$ 5,500	ICMA
\$ 1,000	\$ 1,000	\$ 1,000	Performance Measure Consortium
\$ 1,000	\$ 1,000	\$ 1,000	Benchmarking Consortium
\$ 1,000	\$ 1,000	\$ 0	Florida Sterling Council
\$ 3,000	\$ 10,500	\$ 21,300	Minutes (Committees)
\$ 4,000	\$ 4,000	\$ 0	Goal Setting
\$ 15,700	\$ 15,700	\$ 15,700	Travel, ads, supplies
\$314,700	\$302,200	\$308,400	Total

**Collier County Government
Fiscal Year 2009 Adopted Budget**

**Office of the County Manager
Office of Management & Budget**

Department Budgetary Cost Summar	FY 2007 Actual	FY 2008 Adopted	FY 2008 Forecast	FY 2009 Current	FY 2009 Expanded	FY 2009 Adopted	FY 2009 Change
Personal Services	820,189	866,800	854,000	807,100	-	807,100	(6.9%)
Operating Expense	60,819	72,200	70,400	78,000	-	78,000	8.0%
Capital Outlay	-	-	-	2,500	-	2,500	na
Net Operating Budget	881,008	939,000	924,400	887,600	-	887,600	(5.5%)
Total Budget	881,008	939,000	924,400	887,600	-	887,600	(5.5%)

Appropriations by Program	FY 2007 Actual	FY 2008 Adopted	FY 2008 Forecast	FY 2009 Current	FY 2009 Expanded	FY 2009 Adopted	FY 2009 Change
Office of Management & Budget (001)	881,008	939,000	924,400	887,600	-	887,600	(5.5%)
Total Net Budget	881,008	939,000	924,400	887,600	-	887,600	(5.5%)
Total Transfers and Reserves	-	-	-	-	-	-	na
Total Budget	881,008	939,000	924,400	887,600	-	887,600	(5.5%)

Department Funding Sources	FY 2007 Actual	FY 2008 Adopted	FY 2008 Forecast	FY 2009 Current	FY 2009 Expanded	FY 2009 Adopted	FY 2009 Change
Miscellaneous Revenues	-	-	-	-	-	-	na
Net Cost General Fund	881,008	939,000	924,400	887,600	-	887,600	(5.5%)
Total Funding	881,008	939,000	924,400	887,600	-	887,600	(5.5%)

Department Position Summary	FY 2007 Actual	FY 2008 Adopted	FY 2008 Forecast	FY 2009 Current	FY 2009 Expanded	FY 2009 Adopted	FY 2009 Change
Office of Management & Budget (001)	9.00	9.00	9.00	9.00	-	9.00	0 %
Total FTE	9.00	9.00	9.00	9.00	-	9.00	0 %

**Collier County Government
Fiscal Year 2009 Adopted Budget**

**Office of the County Manager
Office of Management & Budget
Office of Management & Budget (001)**

Mission Statement

The purpose of the Office of Management and Budget is to assist in the development, implementation, and monitoring of the operating and capital budgets; to offer technical support to departments and agencies within the Collier County Government structure; to assist the general public, the Board of County Commissioners, and citizen groups with information requests; and to provide staff support to assigned Advisory Boards.

Program Summary	FY 2009 Total FTE	FY 2009 Budget	FY 2009 Revenues	FY 2009 Net Cost
Departmental Administration/Overhead	2.00	236,356	-	236,356
Budget Preparation/Control	5.00	503,476	-	503,476
Includes preparation of the Collier County budget in compliance with the Florida Truth in Millage Act. Also includes preparation and presentation of program and line-item budgets, review of fiscal impact statements in executive summaries, coordination of the indirect cost allocation plan preparation, and special projects such as on-going efforts to improve functionality of the new financial system.				
Efficiency/Management Reviews	1.00	123,268	-	123,268
Provides funding for efficiency/management reviews within the County Manager's Agency, as initially recommended by the Citizen's Productivity Committee.				
Financial Consulting	-	24,500	-	24,500
Provides funding for the County's Financial Advisor contract and for the preparation of the indirect cost allocation plan.				
Unfilled Positions	1.00	-	-	-
Current Level of Service Budget	9.00	887,600	-	887,600
Total Adopted Budget	9.00	887,600	-	887,600

Program Budgetary Cost Summary	FY 2007 Actual	FY 2008 Adopted	FY 2008 Forecast	FY 2009 Current	FY 2009 Expanded	FY 2009 Adopted	FY 2009 Change
Personal Services	820,189	866,800	854,000	807,100	-	807,100	(6.9%)
Operating Expense	60,819	72,200	70,400	78,000	-	78,000	8.0%
Capital Outlay	-	-	-	2,500	-	2,500	na
Net Operating Budget	881,008	939,000	924,400	887,600	-	887,600	(5.5%)
Total Budget	881,008	939,000	924,400	887,600	-	887,600	(5.5%)
Total FTE	9.00	9.00	9.00	9.00	-	9.00	0 %

Program Funding Sources	FY 2007 Actual	FY 2008 Adopted	FY 2008 Forecast	FY 2009 Current	FY 2009 Expanded	FY 2009 Adopted	FY 2009 Change
Miscellaneous Revenues	-	-	-	-	-	-	na
Net Cost General Fund	881,008	939,000	924,400	887,600	-	887,600	(5.5%)
Total Funding	881,008	939,000	924,400	887,600	-	887,600	(5.5%)

Forecast FY 07-08 - Forecast Personal services reflects accrued savings from a vacant Budget Analyst position.

**Collier County Government
Fiscal Year 2009 Adopted Budget**

**Office of the County Manager
Tourist Development Council (TDC) Dept**

Department Budgetary Cost Summar	FY 2007 Actual	FY 2008 Adopted	FY 2008 Forecast	FY 2009 Current	FY 2009 Expanded	FY 2009 Adopted	FY 2009 Change
Personal Services	551,043	572,100	607,700	631,600	-	631,600	10.4%
Operating Expense	3,177,952	4,103,000	4,033,400	4,448,500	-	4,448,500	8.4%
Capital Outlay	7,146	7,500	5,600	5,000	-	5,000	(33.3%)
Remittances	158,215	506,000	506,000	675,000	-	675,000	33.4%
Net Operating Budget	3,894,356	5,188,600	5,152,700	5,760,100	-	5,760,100	11.0%
Non Cash Year End Entry	1,050,784	-	-	-	-	-	na
Trans to Tax Collector	110,977	141,300	141,300	141,800	-	141,800	0.4%
Trans to Special Rev Fds	-	88,600	176,900	199,600	-	199,600	125.3%
Trans to 195 TDC Fd	-	179,800	359,100	405,400	-	405,400	125.5%
Trans to 196 TDC Eco Disaster Fd	-	408,400	235,200	-	-	-	(100.0%)
Reserves For Contingencies	-	1,757,400	-	1,590,000	-	1,590,000	(9.5%)
Reserves For Capital	-	257,100	-	-	-	-	(100.0%)
Total Budget	5,056,116	8,021,200	6,065,200	8,096,900	-	8,096,900	0.9%

Appropriations by Program	FY 2007 Actual	FY 2008 Adopted	FY 2008 Forecast	FY 2009 Current	FY 2009 Expanded	FY 2009 Adopted	FY 2009 Change
TDC Cat C - Non County Museum - Fd (193)	158,709	506,000	506,000	675,000	-	675,000	33.4%
TDC Category B - Admin & Disaster Recovery Transfer (194)	736,291	881,500	865,200	953,300	-	953,300	8.1%
TDC Disaster Recovery - Fund (196)	6,531	-	-	-	-	-	na
TDC Tourism Promotion - Fund (184)	2,992,824	3,801,100	3,781,500	4,131,800	-	4,131,800	8.7%
Total Net Budget	3,894,356	5,188,600	5,152,700	5,760,100	-	5,760,100	11.0%
Total Transfers and Reserves	1,161,761	2,832,600	912,500	2,336,800	-	2,336,800	(17.5%)
Total Budget	5,056,116	8,021,200	6,065,200	8,096,900	-	8,096,900	0.9%

Department Funding Sources	FY 2007 Actual	FY 2008 Adopted	FY 2008 Forecast	FY 2009 Current	FY 2009 Expanded	FY 2009 Adopted	FY 2009 Change
Tourist Devel Tax	5,548,855	5,655,000	5,654,300	5,655,000	-	5,655,000	0 %
Charges For Services	10,373	-	-	-	-	-	na
Miscellaneous Revenues	11,190	20,000	33,000	20,000	-	20,000	0 %
Interest/Misc	46,797	-	2,600	-	-	-	na
Other Financing Sources	500,000	-	-	-	-	-	na
Trans frm Tax Collector	54,209	-	52,000	-	-	-	na
Trans fm 194 TDC Prom Fd	-	408,400	235,200	-	-	-	(100.0%)
Carry Forward	1,705,676	2,221,600	2,793,800	2,705,700	-	2,705,700	21.8%
Negative 5% Revenue Reserve	-	(283,800)	-	(283,800)	-	(283,800)	0 %
Total Funding	7,877,101	8,021,200	8,770,900	8,096,900	-	8,096,900	0.9%

Department Position Summary	FY 2007 Actual	FY 2008 Adopted	FY 2008 Forecast	FY 2009 Current	FY 2009 Expanded	FY 2009 Adopted	FY 2009 Change
TDC Category B - Admin & Disaster Recovery Transfer (194)	6.50	6.50	6.50	7.00	-	7.00	7.7%
Total FTE	6.50	6.50	6.50	7.00	-	7.00	7.7%

**Collier County Government
Fiscal Year 2009 Adopted Budget**

**Office of the County Manager
Tourist Development Council (TDC) Dept
TDC Cat C - Non County Museum - Fd (193)**

Mission Statement

To provide funding for Non-County Museums.

Program Summary	FY 2009 Total FTE	FY 2009 Budget	FY 2009 Revenues	FY 2009 Net Cost
Non-County Museums	-	709,900	709,900	-
To allocate tourist tax revenues to Non-County Museums consistent with the Tourist Development Plan based on applications received.				
Current Level of Service Budget	-	709,900	709,900	-
Total Adopted Budget	-	709,900	709,900	-

Program Budgetary Cost Summary	FY 2007 Actual	FY 2008 Adopted	FY 2008 Forecast	FY 2009 Current	FY 2009 Expanded	FY 2009 Adopted	FY 2009 Change
Remittances	158,709	506,000	506,000	675,000	-	675,000	33.4%
Net Operating Budget	158,709	506,000	506,000	675,000	-	675,000	33.4%
Trans to Tax Collector	6,779	8,600	8,600	8,600	-	8,600	0 %
Reserves For Contingencies	-	46,400	-	26,300	-	26,300	(43.3%)
Reserves For Capital	-	125,000	-	-	-	-	(100.0%)
Total Budget	165,487	686,000	514,600	709,900	-	709,900	3.5%

Program Funding Sources	FY 2007 Actual	FY 2008 Adopted	FY 2008 Forecast	FY 2009 Current	FY 2009 Expanded	FY 2009 Adopted	FY 2009 Change
Tourist Devel Tax	338,936	345,400	345,000	345,400	-	345,400	0 %
Interest/Misc	5,795	-	-	-	-	-	na
Trans frm Tax Collector	3,311	-	-	-	-	-	na
Carry Forward	373,047	357,900	551,400	381,800	-	381,800	6.7%
Negative 5% Revenue Reserve	-	(17,300)	-	(17,300)	-	(17,300)	0 %
Total Funding	721,089	686,000	896,400	709,900	-	709,900	3.5%

During FY 05, this fund was amended via budget amendment to provide for direct deposit of TDC County Owned Museum proceeds into Fund (198), in lieu of the previous method that transferred proceeds from Fund (193). This change allows County owned Museums to receive TDC dollars as they are collected (monthly) and provides staff with a much simpler and direct budgeting methodology with elimination of the transfer.

Forecast FY 07/08 - Private remittance expense represents contributions based upon grant requests from one or more of the following Non-County Museum organizations; Naples Botanical Gardens, City of Naples Preserve, Conservancy of South West Florida, Children's Museum, Holocaust Museum, Marco Island Museum, Naples Art Museum, Rookery Bay, United Arts Council and other cultural entities promoting the heritage and historical significance of the County.

Current FY 08/09 – With direct transfer of TDC collections to County Owned Museum Fund (198), Fund (193) becomes a depository for Non-County owned Museum grant funding. Non County TDC revenues represent 4.764% of the initial 2-cent tourist tax collected. This percentage changed from 7.764% to 4.764% pursuant to BCC action on April 12, 2005. Non County Owned Museum TDC proceeds are budgeted at \$345,400. Carry forward revenue is projected at \$381,800. Budgeted contributions to Non-County owned Museum groups total \$675,000 and include the following known grant requests: the Children's Museum of Naples (\$150,000); the Conservancy (\$42,500); the Holocaust Museum (\$100,000), Marco Island Historical Society (\$100,000), Naples Art Association (\$50,000). Additional Funds set aside for anticipated FY 09 grant requests total (\$232,500). Reserves are budgeted at \$26,300. Marketing support for the Naples Players (\$25,000), the Naples Historical Society (\$15,800) and the United Arts Council of Collier County (\$21,500) are budgeted within Marketing and Promotion Fund (184).

**Collier County Government
Fiscal Year 2009 Adopted Budget**

**Office of the County Manager
Tourist Development Council (TDC) Dept
TDC Category B - Admin & Disaster Recovery Transfer (194)**

Mission Statement

Administration and overhead to facilitate tourism promotion in Collier County in the shoulder season and off-season through advertising, direct marketing and special events.

Program Summary	FY 2009 Total FTE	FY 2009 Budget	FY 2009 Revenues	FY 2009 Net Cost
Administration and Overhead	7.00	995,400	995,400	-
Transfer to Beach Renourishment Fund (195)	-	405,400	405,400	-
Transfer to Beach Park Facilities	-	199,600	199,600	-
Current Level of Service Budget	7.00	1,600,400	1,600,400	-
Total Adopted Budget	7.00	1,600,400	1,600,400	-

Program Budgetary Cost Summary	FY 2007 Actual	FY 2008 Adopted	FY 2008 Forecast	FY 2009 Current	FY 2009 Expanded	FY 2009 Adopted	FY 2009 Change
Personal Services	551,043	572,100	607,700	631,600	-	631,600	10.4%
Operating Expense	178,596	301,900	251,900	316,700	-	316,700	4.9%
Capital Outlay	7,146	7,500	5,600	5,000	-	5,000	(33.3%)
Remittances	(494)	-	-	-	-	-	na
Net Operating Budget	736,291	881,500	865,200	953,300	-	953,300	8.1%
Non Cash Year End Entry	961,818	-	-	-	-	-	na
Trans to Tax Collector	33,063	42,100	42,100	42,100	-	42,100	0 %
Trans to Special Rev Fds	-	88,600	176,900	199,600	-	199,600	125.3%
Trans to 195 TDC Fd	-	179,800	359,100	405,400	-	405,400	125.5%
Trans to 196 TDC Eco Disaster Fd	-	408,400	235,200	-	-	-	(100.0%)
Total Budget	1,731,172	1,600,400	1,678,500	1,600,400	-	1,600,400	0 %
Total FTE	6.50	6.50	6.50	7.00	-	7.00	7.7%

Program Funding Sources	FY 2007 Actual	FY 2008 Adopted	FY 2008 Forecast	FY 2009 Current	FY 2009 Expanded	FY 2009 Adopted	FY 2009 Change
Tourist Devel Tax	1,653,131	1,684,600	1,684,500	1,684,600	-	1,684,600	0 %
Charges For Services	10,373	-	-	-	-	-	na
Miscellaneous Revenues	4,824	-	-	-	-	-	na
Interest/Misc	13,023	-	-	-	-	-	na
Trans frm Tax Collector	16,149	-	17,000	-	-	-	na
Carry Forward	16,668	-	(23,000)	-	-	-	na
Negative 5% Revenue Reserve	-	(84,200)	-	(84,200)	-	(84,200)	0 %
Total Funding	1,714,167	1,600,400	1,678,500	1,600,400	-	1,600,400	0 %

**Office of the County Manager
Tourist Development Council (TDC) Dept**

The Board of County Commissioners authorized collection of an additional one (1) percent tourist tax – fourth penny – on July 26, 2005. Proceeds from this fourth penny are devoted exclusively to tourism marketing and promotion. Pursuant to terms contained within ordinance 2005-43, collections began on October 1, 2005. The existing 23.236% of the first two (2) percent that was originally allocated to marketing and promotion will be reallocated to Fund (194) Administrative and Overhead expenses; Replenish the Disaster Recovery Fund (196); and provide supplemental dollars to Beach Re-nourishment/Pass Maintenance (Fund 195) and Beach Park Facility (Fund 183) initiatives. Ordinance requirements to replenish the Disaster Recovery Fund (196) extend for three years at \$500,000 per year with disaster recovery reserves capped at \$1,500,000. After satisfying the administrative overhead and disaster recovery funding stipulations, remaining dollars would be distributed to Beach Re-nourishment/Pass Maintenance (2/3) and Beach Park Facility activities (1/3).

Forecast FY 07/08 - Staffing is authorized at 6.5 FTE's and personal service expenses are projected to exceed budget due to overtime expenditures and reclassification of one marketing support position. These additional personal service expenses will be covered by a budget amendment during the last quarter of 08. Operating expenses are limited to fund overhead expenses such as rent, electricity, indirect and direct county support charges, printing and publications, copying, etc. Operating expenses are forecast below budget by \$50,000. In accordance with ordinance provisions (2005-43), a \$235,200 transfer to Disaster Recovery Fund (196) is programmed - bringing the fund balance to \$1,500,000. The forecast transfer to Beach Re-nourishment/Pass Maintenance Fund (195) and Beach Park Facilities Fund (183) totals \$359,100 and \$176,900 respectively. The modest negative carryforward represents payments after the fiscal year close which were received late but required to be posted in FY 08. Given the practical application of Ordinance 2005-43, forecast carryforward may fluctuate from a modest positive or negative number from one FY to the next.

Revenue FY 07/08 - Total TDC revenue and that component distributed to Fund (194) is forecast at budget. FY 08 revenue forecast based upon Q-2 numbers is conservative.

Current FY 08/09 – Personal Services include salaries and benefits supporting seven (7) FTE's. The Board of County Commissioners on July 22, 2008 approved an additional one half (1/2) FTE as part of a tourism advertising and marketing emergency stimulus package. This coupled with the FY 08 re-class of one marketing support position plus a \$9,000 allocation for job bank (part time temporary) support is driving the 10.4% increase in personal service expenses. Operating expenses are up 4.9 percent and include; Rent (\$86,000), Printing (\$34,700) and Dues & Memberships (\$22,000). A \$6,800 increase in budgeted rent plus a \$27,000 increase in printing costs associated with phase 2 of the Blueway map printing effort is driving the increase in operating expense.

Total tourism promotion administrative costs including the Tax Collector transfer is budgeted at \$995,400. Pursuant to Ordinance 2005-43, tourism promotion administrative costs shall not exceed 32% of the total amount collected each fiscal year from Category "B" uses (all category "B" uses) and shall be financed solely out of Fund (194). Total FY 09 budgeted overhead within Fund (194) represents 18.7% of forecast FY 08 Category "B" collections (Category "B" represents revenue from Fund 194 and Fund 184).

The FY 09 budgeted transfer to Disaster Recovery Fund (196) is zero due to attainment of the required \$1,500,000 fund balance. Budgeted transfers to Fund (195) and (183) total \$405,400 and \$199,600 respectively.

Revenues represent 23.2% of the initial 2-cent tourist tax levied. Total TDC revenue is projected at \$14.5M with the (194) component equal to \$1,684,600.

**Collier County Government
Fiscal Year 2009 Adopted Budget**

**Office of the County Manager
Tourist Development Council (TDC) Dept
TDC Disaster Recovery - Fund (196)**

Mission Statement

To assist economic recovery in the event of a natural disaster.

Program Summary	FY 2009 Total FTE	FY 2009 Budget	FY 2009 Revenues	FY 2009 Net Cost
Advertising after a Disaster	-	1,500,000	1,500,000	-
To establish a reserve for advertising to be used in the event of a natural disaster.				
Current Level of Service Budget	-	1,500,000	1,500,000	-
Total Adopted Budget	-	1,500,000	1,500,000	-

Program Budgetary Cost Summary	FY 2007 Actual	FY 2008 Adopted	FY 2008 Forecast	FY 2009 Current	FY 2009 Expanded	FY 2009 Adopted	FY 2009 Change
Operating Expense	6,531	-	-	-	-	-	na
Net Operating Budget	6,531	-	-	-	-	-	na
Reserves For Contingencies	-	1,500,000	-	1,500,000	-	1,500,000	0 %
Total Budget	6,531	1,500,000	-	1,500,000	-	1,500,000	0 %

Program Funding Sources	FY 2007 Actual	FY 2008 Adopted	FY 2008 Forecast	FY 2009 Current	FY 2009 Expanded	FY 2009 Adopted	FY 2009 Change
Interest/Misc	6,737	-	-	-	-	-	na
Other Financing Sources	500,000	-	-	-	-	-	na
Trans fm 194 TDC Prom Fd	-	408,400	235,200	-	-	-	(100.0%)
Carry Forward	770,955	1,091,600	1,264,800	1,500,000	-	1,500,000	37.4%
Total Funding	1,277,692	1,500,000	1,500,000	1,500,000	-	1,500,000	0 %

Expenses within this fund represents costs to develop the emergency advertising campaign, in order to promptly respond to any natural disaster adversely impacting tourism in Collier County. In March 2005, the Board of County Commissioners approved - based on an emergency designation - the expenditure of up to an additional \$500,000 for use in promoting Collier County as a tourist destination in the wake of four (4) hurricanes during the 2004.

Current FY 08/09 – Pursuant to Ordinance 2005-43, Tourism Disaster Recovery Fund (196) receives \$500,000 per year as a transfer from Fund (194) beginning in FY 06 and continuing for three (3) years until Reserves in Fund (196) reach \$1,500,000. FY 06 represented year one of the transfer requirement. Transfers will be programmed as revenue in FY 07, FY 08 and the out years if necessary to maintain disaster reserves at \$1.5M. Based upon FY 07 year ending carry forward revenue totaling \$1,264,800, the required forecast FY 08 transfer from Tourism Fund (194) to establish disaster reserves at \$1,500,000 equals \$235,200. There is no transfer budgeted in FY 09.

**Collier County Government
Fiscal Year 2009 Adopted Budget**

**Office of the County Manager
Tourist Development Council (TDC) Dept
TDC Tourism Promotion - Fund (184)**

Mission Statement

To promote tourism in Collier County in the shoulder season and summer seasons through creative advertising, direct marketing and public relations.

Program Summary	FY 2009 Total FTE	FY 2009 Budget	FY 2009 Revenues	FY 2009 Net Cost
Advertising/Marketing/Promotion	-	4,131,800	4,131,800	-
To allocate tourist tax revenues from the Dedicated 4th penny consistent with the Tourist Development and Marketing Plan.				
Transfer to Tax Collector	-	91,100	91,100	-
Reserves	-	63,700	63,700	-
Current Level of Service Budget	-	4,286,600	4,286,600	-
Total Adopted Budget	-	4,286,600	4,286,600	-

Program Performance Measures	FY 2007 Actual	FY 2008 Budget	FY 2008 Forecast	FY 2009 Budget
Adm. Expense as a % of Cat B. Revenue	18.00	17.70	17.70	18.30
Advertising and Promotion ROI	19	20	20	20
Economic Impact - % Increase	5	6	5	6
Hotel - Percentage Occupied	67	70	70	70
Number of Visitors	1,392,750	1,460,000	1,370,000	1,360,000

Program Budgetary Cost Summary	FY 2007 Actual	FY 2008 Adopted	FY 2008 Forecast	FY 2009 Current	FY 2009 Expanded	FY 2009 Adopted	FY 2009 Change
Operating Expense	2,992,824	3,801,100	3,781,500	4,131,800	-	4,131,800	8.7%
Net Operating Budget	2,992,824	3,801,100	3,781,500	4,131,800	-	4,131,800	8.7%
Non Cash Year End Entry	88,966	-	-	-	-	-	na
Trans to Tax Collector	71,136	90,600	90,600	91,100	-	91,100	0.6%
Reserves For Contingencies	-	211,000	-	63,700	-	63,700	(69.8%)
Reserves For Capital	-	132,100	-	-	-	-	(100.0%)
Total Budget	3,152,926	4,234,800	3,872,100	4,286,600	-	4,286,600	1.2%

Program Funding Sources	FY 2007 Actual	FY 2008 Adopted	FY 2008 Forecast	FY 2009 Current	FY 2009 Expanded	FY 2009 Adopted	FY 2009 Change
Tourist Devel Tax	3,556,789	3,625,000	3,624,800	3,625,000	-	3,625,000	0 %
Miscellaneous Revenues	6,366	20,000	33,000	20,000	-	20,000	0 %
Interest/Misc	21,242	-	2,600	-	-	-	na
Trans frm Tax Collector	34,749	-	35,000	-	-	-	na
Carry Forward	545,006	772,100	1,000,600	823,900	-	823,900	6.7%
Negative 5% Revenue Reserve	-	(182,300)	-	(182,300)	-	(182,300)	0 %
Total Funding	4,164,152	4,234,800	4,696,000	4,286,600	-	4,286,600	1.2%

Office of the County Manager
Tourist Development Council (TDC) Dept

The Board of County Commissioners authorized collection of an additional one (1) percent tourist tax – fourth penny – on July 26, 2005. Proceeds from this fourth penny by ordinance is devoted exclusively to marketing and promotion. Pursuant to terms contained within Ordinance 2005-43, collections began on October 1, 2005.

Forecast FY 07/08 - TDC collections from the 4th penny are forecast at budget. Year ending FY 07 carryforward revenue totals \$1,000,600. Operating expense includes paid advertising (\$1,836,600), professional advertising, promotion fees and other contract support services (\$1,700,000), professional travel (\$78,900) and membership dues (\$150,000). Budgeted transfer to the Tax Collector is forecast at \$90,600.

Current 08/09 - TDC collections within this fund are budgeted at \$3,625,000 reflecting no change from the FY 08 revenue budget.

The marketing and promotion program includes Marketing and Promotion (\$2,560,300); Professional Marketing and Advertising Contract Support Services (\$1,313,900); Professional Travel (\$103,200) and Membership Dues (138,500). This funds general insurance contribution totals \$15,900. Fund reserves represent 1.5% of total budget or \$63,700. This budget reflects a increase in the marketing budget and a reduction of reserves from 8% in FY 08 to 1.5% in FY 09. The Tax Collector transfer is budgeted at \$91,100.

**Collier County Government
Fiscal Year 2009 Adopted Budget**

**Office of the County Manager
Communication & Customer Relations Dept**

Department Budgetary Cost Summar	FY 2007 Actual	FY 2008 Adopted	FY 2008 Forecast	FY 2009 Current	FY 2009 Expanded	FY 2009 Adopted	FY 2009 Change
Personal Services	915,247	951,000	941,200	865,700	-	865,700	(9.0%)
Operating Expense	324,819	389,700	299,500	386,200	-	386,200	(0.9%)
Capital Outlay	44,024	63,000	38,000	62,400	-	62,400	(1.0%)
Net Operating Budget	1,284,089	1,403,700	1,278,700	1,314,300	-	1,314,300	(6.4%)
Total Budget	1,284,089	1,403,700	1,278,700	1,314,300	-	1,314,300	(6.4%)

Appropriations by Program	FY 2007 Actual	FY 2008 Adopted	FY 2008 Forecast	FY 2009 Current	FY 2009 Expanded	FY 2009 Adopted	FY 2009 Change
Comm & Customer Relations Dept (111)	1,284,089	1,403,700	1,278,700	1,314,300	-	1,314,300	(6.4%)
Total Net Budget	1,284,089	1,403,700	1,278,700	1,314,300	-	1,314,300	(6.4%)
Total Transfers and Reserves	-	-	-	-	-	-	na
Total Budget	1,284,089	1,403,700	1,278,700	1,314,300	-	1,314,300	(6.4%)

Department Funding Sources	FY 2007 Actual	FY 2008 Adopted	FY 2008 Forecast	FY 2009 Current	FY 2009 Expanded	FY 2009 Adopted	FY 2009 Change
Charges For Services	6,313	5,000	5,000	7,500	-	7,500	50.0%
Miscellaneous Revenues	1,731	-	-	-	-	-	na
Net Cost MSTD General Fund	1,276,045	1,398,700	1,273,700	1,306,800	-	1,306,800	(6.6%)
Total Funding	1,284,089	1,403,700	1,278,700	1,314,300	-	1,314,300	(6.4%)

Department Position Summary	FY 2007 Actual	FY 2008 Adopted	FY 2008 Forecast	FY 2009 Current	FY 2009 Expanded	FY 2009 Adopted	FY 2009 Change
Comm & Customer Relations Dept (111)	12.80	12.80	12.80	12.80	-	12.80	0 %
Total FTE	12.80	12.80	12.80	12.80	-	12.80	0 %

**Collier County Government
Fiscal Year 2009 Adopted Budget**

**Office of the County Manager
Communication & Customer Relations Dept
Comm & Customer Relations Dept (111)**

Mission Statement

To serve the public by providing accurate and timely information about Collier County Government services and activities utilizing a multi-media approach as well as providing support to internal departments.

Program Summary	FY 2009 Total FTE	FY 2009 Budget	FY 2009 Revenues	FY 2009 Net Cost
Departmental Administration/Overhead Department administration, Community Relations Information and Referral Service, special events.	1.00	185,318	-	185,318
Government Center Switchboard Operations The Collier County (CC) Government Center switchboard Operations is the County's main switchboard providing information to telephone, e-mail inquiries, walk-ins, and requests for beach parking permits.	1.50	72,069	-	72,069
BCC Board Room Meetings and Other Public Meetings Televising and recording of all official BCC meetings, workshops, town hall meetings, room set-up, and sound system.	1.00	143,728	-	143,728
Publishing – Public Information Provide news releases, photographic services, written articles for periodicals. Produce external newsletter, promote County events and programs, and maintain and manage website. Board of County Commissioners agenda distribution.	1.00	233,665	-	233,665
Channel 11 – TV Production & Programming Produce, film and edit Collier Television original programming, PSA's, special events and documentaries.	2.00	213,173	-	213,173
Publishing – Public Relations Design and layout of annual report, prepare employee newsletter, create and produce brochures and provide graphic services for internal departments.	1.00	139,010	-	139,010
Citizen Complaint Tracking and Public Record Requests Respond to citizen complaints and inquiries, track and provide reports through AIMS with resolution within 5 days. Process requests filed under the Florida Public Records Law.	1.00	66,216	-	66,216
North Collier Government Services Center North Collier Government Services Center Communications personnel provide services on accepting payment of water and sewer bills, trash container requests, special event tickets at county park facilities, pet licenses, beach parking permits, and community meeting room available for public use. In addition, provides information to telephone, e-mail inquiries, and walk-ins.	3.00	226,400	-	226,400
Tape Reproduction Reproduce meeting and programming tapes for the public and internal staff.	0.50	34,721	7,500	27,221
Unfilled Positions	0.80	-	-	-
Current Level of Service Budget	12.80	1,314,300	7,500	1,306,800
Total Adopted Budget	12.80	1,314,300	7,500	1,306,800

Program Performance Measures	FY 2007 Actual	FY 2008 Budget	FY 2008 Forecast	FY 2009 Budget
% AIMS constituent contact within five days	98	99	99	100
% of Programming Originally Produced	90	95	90	90
Abandoned calls (as a % of total switchboard calls)	6	5	6	5
North Collier Gov't Center customers	67,322	70,000	75,000	80,000
Publications and News Releases	864	750	900	900
Website Visitors	1,100,685	1,000,000	1,200,000	1,300,000

**Collier County Government
Fiscal Year 2009 Adopted Budget**

**Office of the County Manager
Communication & Customer Relations Dept
Comm & Customer Relations Dept (111)**

Program Budgetary Cost Summary	FY 2007 Actual	FY 2008 Adopted	FY 2008 Forecast	FY 2009 Current	FY 2009 Expanded	FY 2009 Adopted	FY 2009 Change
Personal Services	915,247	951,000	941,200	865,700	-	865,700	(9.0%)
Operating Expense	324,819	389,700	299,500	386,200	-	386,200	(0.9%)
Capital Outlay	44,024	63,000	38,000	62,400	-	62,400	(1.0%)
Net Operating Budget	1,284,089	1,403,700	1,278,700	1,314,300	-	1,314,300	(6.4%)
Total Budget	1,284,089	1,403,700	1,278,700	1,314,300	-	1,314,300	(6.4%)
Total FTE	12.80	12.80	12.80	12.80	-	12.80	0 %

Program Funding Sources	FY 2007 Actual	FY 2008 Adopted	FY 2008 Forecast	FY 2009 Current	FY 2009 Expanded	FY 2009 Adopted	FY 2009 Change
Charges For Services	6,313	5,000	5,000	7,500	-	7,500	50.0%
Miscellaneous Revenues	1,731	-	-	-	-	-	na
Net Cost MSTD General Fund	1,276,045	1,398,700	1,273,700	1,306,800	-	1,306,800	(6.6%)
Total Funding	1,284,089	1,403,700	1,278,700	1,314,300	-	1,314,300	(6.4%)

Forecast FY08: Personal Services savings are the result of two anticipated vacancies for half of the fiscal year. Savings in operating expenses are largely attributed to a reduction in the outsourcing of video maintenance, printing, photo processing and audio/video services.

Current FY09: The Department is funded for 94% of approved positions. Personal Services costs are expected to remain below FY08 funding levels as an additional vacant position is not filled.

FY09 Capital Outlay of \$62,400 includes the following:

- \$ 45,000 - Echolab overture switcher, dual mixed effect bank video production switcher for Control Room
- \$ 5,000 - 1 studio tripod with hydraulic control
- \$ 1,400 - Studio audio mixer 16 channel
- \$ 5,000 - Avitech multi-image processor (2) modules
- \$ 6,000 - Q-matic ticket dispenser at the North Government Center

FY09 Revenue of \$7,500 is generated from the sale of copies.

**Collier County Government
Fiscal Year 2009 Adopted Budget**

**Office of the County Manager
Emergency Management Department**

Department Budgetary Cost Summar	FY 2007 Actual	FY 2008 Adopted	FY 2008 Forecast	FY 2009 Current	FY 2009 Expanded	FY 2009 Adopted	FY 2009 Change
Personal Services	761,354	830,500	819,300	825,000	-	825,000	(0.7%)
Operating Expense	233,638	214,300	1,092,800	294,500	-	294,500	37.4%
Capital Outlay	296,056	10,000	9,300	-	-	-	(100.0%)
Remittances	13,627	14,700	14,700	15,400	-	15,400	4.8%
Net Operating Budget	1,304,674	1,069,500	1,936,100	1,134,900	-	1,134,900	6.1%
Reserves For Contingencies	-	500,000	-	500,000	-	500,000	0 %
Total Budget	1,304,674	1,569,500	1,936,100	1,634,900	-	1,634,900	4.2%

Appropriations by Program	FY 2007 Actual	FY 2008 Adopted	FY 2008 Forecast	FY 2009 Current	FY 2009 Expanded	FY 2009 Adopted	FY 2009 Change
Emergency Management Operating (001)	1,304,674	1,069,500	1,486,100	1,134,900	-	1,134,900	6.1%
Emergency Management Operating (111)	-	-	450,000	-	-	-	na
Total Net Budget	1,304,674	1,069,500	1,936,100	1,134,900	-	1,134,900	6.1%
Total Transfers and Reserves	-	500,000	-	500,000	-	500,000	0 %
Total Budget	1,304,674	1,569,500	1,936,100	1,634,900	-	1,634,900	4.2%

Department Funding Sources	FY 2007 Actual	FY 2008 Adopted	FY 2008 Forecast	FY 2009 Current	FY 2009 Expanded	FY 2009 Adopted	FY 2009 Change
Intergovernmental Revenues	42,031	42,000	42,000	42,000	-	42,000	0 %
FEMA - Fed Emerg Mgt Agency	4,286,667	-	127,300	-	-	-	na
Charges For Services	-	99,000	-	-	-	-	(100.0%)
Miscellaneous Revenues	941,102	26,300	26,900	27,400	-	27,400	4.2%
Net Cost General Fund	(3,965,126)	902,200	1,289,900	1,065,500	-	1,065,500	18.1%
Net Cost MSTD General Fund	-	-	450,000	-	-	-	na
Trans fm 001 Gen Fund	42,200	1,800	1,800	-	-	-	(100.0%)
Carry Forward	456,054	498,200	498,200	500,000	-	500,000	0.4%
Total Funding	1,802,928	1,569,500	2,436,100	1,634,900	-	1,634,900	4.2%

Department Position Summary	FY 2007 Actual	FY 2008 Adopted	FY 2008 Forecast	FY 2009 Current	FY 2009 Expanded	FY 2009 Adopted	FY 2009 Change
Emergency Management Operating (001)	9.00	10.00	10.00	10.00	-	10.00	0 %
Total FTE	9.00	10.00	10.00	10.00	-	10.00	0 %

**Collier County Government
Fiscal Year 2009 Adopted Budget**

**Office of the County Manager
Emergency Management Department
Emergency Management Operating (001)**

Mission Statement

The Collier County Department of Emergency Management works to protect the citizens, guests, local agencies and organizations of Collier County from the effects of natural, technological, and terrorism disasters under the guidance of the County Manager. The department receives program guidance from the Department of Homeland Security, Federal Emergency Management Agency and the State's Division of Emergency Management under the Department of Community Affairs. The department maintains a vision of a vibrant and progressive disaster resistant community. Programming and work by the department includes planning for and responding to major emergency events 24 hours a day, 7 days a week. Staff and volunteers work to develop strategies and programs to minimize the affects of disasters on our citizens, guests, and local businesses. The department provides on-scene technical support to public safety organizations, hurricane protection project management, community education, comprehensive disaster preparedness planning, evacuation coordination, emergency public information and warning, meteorological services, hazardous materials contingency planning, and registration of persons with special needs. Substantially new and expanded work will include comprehensive planning associated with the consequence management of a terrorism event, expanded shelter management capabilities, and detailed mitigation planning. The department is a key player in the design and development of the new Collier County Emergency Services Complex.

Program Summary	FY 2009 Total FTE	FY 2009 Budget	FY 2009 Revenues	FY 2009 Net Cost
Departmental Administration/Overhead Costs	3.00	426,338	-	426,338
Manage all facets of emergency preparedness programming, function as administrative office for Emergency Medical Services, Med Flight, Medical Director, EMSAC and the Ochopee Fire Control/Rescue District, Isles of Capri Fire Control/Rescue District. and as liaison to the District 20 Medical Examiner.				
Special Needs Administration	2.00	179,071	-	179,071
As mandated by the State of Florida, provide and maintain a listing of special needs citizens that may require additional assistance during times of emergency. Facilities such as nursing homes, rest homes, and congregate facilities require their disaster plans to be reviewed annually for compliance.				
Emergency Operations and Planning	4.00	521,991	42,000	479,991
Emergency Management Plan, under the guidance of the Department of Homeland Security and the Florida Department of Community Affairs, includes maintaining a 24-hour a day, 7 days a week response capability for the community's emergency operations center and mobile command vehicle. Maintain and enhance supplies, equipment and deployment capability to provide basic evacuation shelter supply resources. Provide project management and develop safety enhancement plans for hurricane evacuation shelters. Provide and operate community warning and notification systems to protect the population from the affects of natural, technological or terrorist type events or emergencies. Develop the community's disaster resistance and capability by training and coordinating volunteers and volunteer organizations with special emphasis on persons with special needs, medically frail, and homebound. Provide technical assistance to critical infrastructure facilities to ensure disaster resistant and recovery efficiencies.				
Enhancements	-	7,500	27,400	-19,900
Additional training/education, equipment, contract personnel and other enhancements to the emergency management programs. Costs are offset by revenue from tower lease revenue shared with the Golden Gate Fire District.				
Unfilled Positions	1.00	-	-	-
Current Level of Service Budget	10.00	1,134,900	69,400	1,065,500
Total Adopted Budget	10.00	1,134,900	69,400	1,065,500

Program Performance Measures	FY 2007 Actual	FY 2008 Budget	FY 2008 Forecast	FY 2009 Budget
Disaster Planning Improvement Elements by the Use of GIS	18	20	20	21
Facility Compliance Review	65	68	68	70
Increases in Minimum Disaster Supply Inventory	3,400	3,600	3,600	3,000
Number of Disaster or Major Emergency Events, Training or Exercise Sessions	12	15	17	17
Number of Special Needs Clients Processed	1,550	1,606	1,600	1,766

**Collier County Government
Fiscal Year 2009 Adopted Budget**

**Office of the County Manager
Emergency Management Department
Emergency Management Operating (001)**

Program Budgetary Cost Summary	FY 2007 Actual	FY 2008 Adopted	FY 2008 Forecast	FY 2009 Current	FY 2009 Expanded	FY 2009 Adopted	FY 2009 Change
Personal Services	761,354	830,500	819,300	825,000	-	825,000	(0.7%)
Operating Expense	233,638	214,300	642,800	294,500	-	294,500	37.4%
Capital Outlay	296,056	10,000	9,300	-	-	-	(100.0%)
Remittances	13,627	14,700	14,700	15,400	-	15,400	4.8%
Net Operating Budget	1,304,674	1,069,500	1,486,100	1,134,900	-	1,134,900	6.1%
Total Budget	1,304,674	1,069,500	1,486,100	1,134,900	-	1,134,900	6.1%
Total FTE	9.00	10.00	10.00	10.00	-	10.00	0 %

Program Funding Sources	FY 2007 Actual	FY 2008 Adopted	FY 2008 Forecast	FY 2009 Current	FY 2009 Expanded	FY 2009 Adopted	FY 2009 Change
Intergovernmental Revenues	42,031	42,000	42,000	42,000	-	42,000	0 %
FEMA - Fed Emerg Mgt Agency	4,286,667	-	127,300	-	-	-	na
Charges For Services	-	99,000	-	-	-	-	(100.0%)
Miscellaneous Revenues	941,102	26,300	26,900	27,400	-	27,400	4.2%
Net Cost General Fund	(3,965,126)	902,200	1,289,900	1,065,500	-	1,065,500	18.1%
Total Funding	1,304,674	1,069,500	1,486,100	1,134,900	-	1,134,900	6.1%

Forecast FY 2008: Due to the General Fund (001) hiring freeze in FY 2008, savings in personal services are the result of a position remaining vacant for the entirety of the fiscal year. Forecast revenue includes a \$42,000 State and Local Emergency Management Assistance Grant to cover a portion of the Emergency Management Director's salary. There is also \$26,300 in revenue from a tower lease at the Golden Gate Emergency Services Complex, with \$14,700 of that amount remitted to the Golden Gate Fire Department. FEMA and additional miscellaneous revenues are for reimbursements to the General Fund (001) for costs incurred relating to Hurricanes Charley and Wilma.

Current FY 2009: Plans are in place to open a new Emergency Operations Center (EOC) during FY 2009. The current EOC is approximately 900 square feet of overall work space with 18 workstations. Additionally, the current EOC is located in the main administrative building which is at an elevation of 12 feet above Mean Sea Level (MSL) and with unknown storm and disaster resistance. State and Federal guidelines strongly recommend that EOCs for coastal counties with populations greater than 300,000 have facilities that are Category 5 hurricane resistant and have work space sufficient to accommodate a 130 person operational staff (approximately 11,050 sq ft).

In 2005, a major deficiency noted regarding Collier County's response and recovery from Hurricane Wilma was its lack of an adequate EOC. The new EOC contained within the ongoing Emergency Services Center project meets all of the space and disaster resistance criteria recommended and deemed appropriate for Collier County's current and future needs. The costs for electric (\$85,400), water/sewer (\$9,300), and trash service (\$2,100) for the new Emergency Services Center reflect current estimates based on proportional usage of the building for nine (9) months of the fiscal year. These new expenses are included in the FY 2009 operating budget request.

Exclusive of additional ESC costs, current operating expenses for FY 2009 represent a 2% decrease from FY 2008. Decreases to these current operating costs are the result of ongoing budget reduction efforts throughout the Department. The Department is currently funded for 90% of approved positions.

Revenue FY 2009: Intergovernmental revenues include \$42,000 from the State and Local Emergency Management Assistance Grant. Tower lease revenue of \$27,400 is projected for FY 2009, with \$15,400 of that amount remitted to the Golden Gate Fire Department.

**Collier County Government
Fiscal Year 2009 Adopted Budget**

**Office of the County Manager
Emergency Management Department
Emergency Disaster Fund (003)**

Mission Statement

To establish a reserve for disasters that may not meet the threshold for FEMA reimbursement.

Program Summary	FY 2009 Total FTE	FY 2009 Budget	FY 2009 Revenues	FY 2009 Net Cost
Reserves	-	500,000	500,000	-
Current Level of Service Budget	-	500,000	500,000	-
Total Adopted Budget	-	500,000	500,000	-

Program Budgetary Cost Summary	FY 2007 Actual	FY 2008 Adopted	FY 2008 Forecast	FY 2009 Current	FY 2009 Expanded	FY 2009 Adopted	FY 2009 Change
Reserves For Contingencies	-	500,000	-	500,000	-	500,000	0 %
Total Budget	-	500,000	-	500,000	-	500,000	0 %

Program Funding Sources	FY 2007 Actual	FY 2008 Adopted	FY 2008 Forecast	FY 2009 Current	FY 2009 Expanded	FY 2009 Adopted	FY 2009 Change
Trans fm 001 Gen Fund	42,200	1,800	1,800	-	-	-	(100.0%)
Carry Forward	456,054	498,200	498,200	500,000	-	500,000	0.4%
Total Funding	498,254	500,000	500,000	500,000	-	500,000	0 %

**Collier County Government
Fiscal Year 2009 Adopted Budget**

**Office of the County Manager
Miscellaneous Grants Fund**

Department Budgetary Cost Summar	FY 2007 Actual	FY 2008 Adopted	FY 2008 Forecast	FY 2009 Current	FY 2009 Expanded	FY 2009 Adopted	FY 2009 Change
Personal Services	38,163	-	-	2,500	-	2,500	na
Operating Expense	172,793	103,000	177,000	176,000	-	176,000	70.9%
Capital Outlay	18,254	-	-	-	-	-	na
Net Operating Budget	229,210	103,000	177,000	178,500	-	178,500	73.3%
Total Budget	229,210	103,000	177,000	178,500	-	178,500	73.3%

Appropriations by Program	FY 2007 Actual	FY 2008 Adopted	FY 2008 Forecast	FY 2009 Current	FY 2009 Expanded	FY 2009 Adopted	FY 2009 Change
Miscellaneous Grants Fund (118)	229,210	103,000	177,000	178,500	-	178,500	73.3%
Total Net Budget	229,210	103,000	177,000	178,500	-	178,500	73.3%
Total Transfers and Reserves	-	-	-	-	-	-	na
Total Budget	229,210	103,000	177,000	178,500	-	178,500	73.3%

Department Funding Sources	FY 2007 Actual	FY 2008 Adopted	FY 2008 Forecast	FY 2009 Current	FY 2009 Expanded	FY 2009 Adopted	FY 2009 Change
Intergovernmental Revenues	154,805	103,000	154,700	103,000	-	103,000	0 %
FEMA - Fed Emerg Mgt Agency	62,898	-	-	-	-	-	na
Miscellaneous Revenues	2,977	-	75,500	-	-	-	na
Interest/Misc	66	-	-	-	-	-	na
Trans fm 144 Isle Of Capri Fire Fd	7,859	-	17,100	-	-	-	na
Trans fm 146 Ochopee Fire Fd	1,675	-	5,200	-	-	-	na
Carry Forward	29,479	-	-	75,500	-	75,500	na
Total Funding	259,759	103,000	252,500	178,500	-	178,500	73.3%

**Collier County Government
Fiscal Year 2009 Adopted Budget**

**Office of the County Manager
Miscellaneous Grants Fund
Miscellaneous Grants Fund (118)**

Mission Statement

To provide enhancements to the minimum standards required of counties by the State of Florida and the Department of Homeland Security in support of local emergency management programming. Functions include service delivery, equipment, supplies, training development and delivery, Special Needs program and special planning projects. Grants from this fund come from the Emergency Management Preparedness and Enhancement Trust Fund as mandated by the State of Florida and the Federal Emergency Management Agency.

Program Summary	FY 2009 Total FTE	FY 2009 Budget	FY 2009 Revenues	FY 2009 Net Cost
Emergency Management Preparedness Enhancement Grant	-	178,500	178,500	-
Provides for the maintenance and application of grants and to purchase disaster preparedness supplies and programs. Provides for support to the Community Emergency Response Teams (CERT), Collier Emergency Response Volunteer program (CERV) and Collier County Citizens Corps. Maintains the response and planning programs to the Turkey Point Nuclear Power Plant Ingestion Pathway requirements by the Nuclear Regulatory Agency and FEMA. Provides for financial support to emergency response exercises generated at the Federal and State level.				
Current Level of Service Budget	-	178,500	178,500	-
Total Adopted Budget	-	178,500	178,500	-

Program Budgetary Cost Summary	FY 2007 Actual	FY 2008 Adopted	FY 2008 Forecast	FY 2009 Current	FY 2009 Expanded	FY 2009 Adopted	FY 2009 Change
Personal Services	38,163	-	-	2,500	-	2,500	na
Operating Expense	172,793	103,000	177,000	176,000	-	176,000	70.9%
Capital Outlay	18,254	-	-	-	-	-	na
Net Operating Budget	229,210	103,000	177,000	178,500	-	178,500	73.3%
Total Budget	229,210	103,000	177,000	178,500	-	178,500	73.3%

Program Funding Sources	FY 2007 Actual	FY 2008 Adopted	FY 2008 Forecast	FY 2009 Current	FY 2009 Expanded	FY 2009 Adopted	FY 2009 Change
Intergovernmental Revenues	154,805	103,000	154,700	103,000	-	103,000	0 %
FEMA - Fed Emerg Mgt Agency	62,898	-	-	-	-	-	na
Miscellaneous Revenues	2,977	-	75,500	-	-	-	na
Interest/Misc	66	-	-	-	-	-	na
Trans fm 144 Isle Of Capri Fire Fd	7,859	-	17,100	-	-	-	na
Trans fm 146 Ochopee Fire Fd	1,675	-	5,200	-	-	-	na
Carry Forward	29,479	-	-	75,500	-	75,500	na
Total Funding	259,759	103,000	252,500	178,500	-	178,500	73.3%

Forecast FY 2008 -

Grant	Matching Requirement	Grant Amount	Use of Funds
Emergency Mgmt. Preparedness Assistance	\$0	\$103,000	Disaster preparation, training
Volunteer Fire Assistance	\$2,400	\$2,400	Wildland firefighting equipment
Hazard Mitigation Grant Program	\$14,700	\$44,100	Shorline stabilization
Division of Forestry	\$5,200	\$5,200	Personal Protective Gear

Current FY 2009 - The anticipated \$103,000 Emergency Management Preparedness Enhancement Grant is made available for disaster aid center development, public awareness program development and training.

**Collier County Government
Fiscal Year 2009 Adopted Budget**

**Office of the County Manager
Division of Forestry Services**

Department Budgetary Cost Summar	FY 2007 Actual	FY 2008 Adopted	FY 2008 Forecast	FY 2009 Current	FY 2009 Expanded	FY 2009 Adopted	FY 2009 Change
Operating Expense	12,398	12,100	12,100	12,100	-	12,100	0 %
Net Operating Budget	12,398	12,100	12,100	12,100	-	12,100	0 %
Total Budget	12,398	12,100	12,100	12,100	-	12,100	0 %

Appropriations by Program	FY 2007 Actual	FY 2008 Adopted	FY 2008 Forecast	FY 2009 Current	FY 2009 Expanded	FY 2009 Adopted	FY 2009 Change
Division of Forestry Services (111)	12,398	12,100	12,100	12,100	-	12,100	0 %
Total Net Budget	12,398	12,100	12,100	12,100	-	12,100	0 %
Total Transfers and Reserves	-	-	-	-	-	-	na
Total Budget	12,398	12,100	12,100	12,100	-	12,100	0 %

Department Funding Sources	FY 2007 Actual	FY 2008 Adopted	FY 2008 Forecast	FY 2009 Current	FY 2009 Expanded	FY 2009 Adopted	FY 2009 Change
Net Cost MSTD General Fund	12,398	12,100	12,100	12,100	-	12,100	0 %
Total Funding	12,398	12,100	12,100	12,100	-	12,100	0 %

**Collier County Government
Fiscal Year 2009 Adopted Budget**

**Office of the County Manager
Division of Forestry Services
Division of Forestry Services (111)**

Mission Statement

Pursuant to Florida Statute 125.27, the Division of Forestry contracts with each County Board of Commissioners to provide countywide forest fire protection. In fulfilling the provisions of this law, each district/center manager will perform the following two functions: 1) Provide a Protected Acreage Review. 2) File an annual report with the Collier County Board of County Commissioners.

Program Summary	FY 2009 Total FTE	FY 2009 Budget	FY 2009 Revenues	FY 2009 Net Cost
Forestry Services	-	12,100	-	12,100
To make provision for fire protection, based on \$.03 x 401,165 acres assessment of property that requires fire equipment and personnel to suppress and contain brush fires.				
Current Level of Service Budget	-	12,100	-	12,100
Total Adopted Budget	-	12,100	-	12,100

Program Budgetary Cost Summary	FY 2007 Actual	FY 2008 Adopted	FY 2008 Forecast	FY 2009 Current	FY 2009 Expanded	FY 2009 Adopted	FY 2009 Change
Operating Expense	12,398	12,100	12,100	12,100	-	12,100	0 %
Net Operating Budget	12,398	12,100	12,100	12,100	-	12,100	0 %
Total Budget	12,398	12,100	12,100	12,100	-	12,100	0 %

Program Funding Sources	FY 2007 Actual	FY 2008 Adopted	FY 2008 Forecast	FY 2009 Current	FY 2009 Expanded	FY 2009 Adopted	FY 2009 Change
Net Cost MSTD General Fund	12,398	12,100	12,100	12,100	-	12,100	0 %
Total Funding	12,398	12,100	12,100	12,100	-	12,100	0 %

Current FY 2009 - Operating expenses represent a State of Florida charge of \$.03 per acre assessment on 401,165 acres of property that require fire equipment and personnel to suppress and contain brush fires thereon.

**Collier County Government
Fiscal Year 2009 Adopted Budget**

**Office of the County Manager
Medical Examiner**

Department Budgetary Cost Summar	FY 2007 Actual	FY 2008 Adopted	FY 2008 Forecast	FY 2009 Current	FY 2009 Expanded	FY 2009 Adopted	FY 2009 Change
Operating Expense	1,046,362	1,118,200	1,102,300	1,119,100	-	1,119,100	0.1%
Net Operating Budget	1,046,362	1,118,200	1,102,300	1,119,100	-	1,119,100	0.1%
Total Budget	1,046,362	1,118,200	1,102,300	1,119,100	-	1,119,100	0.1%

Appropriations by Program	FY 2007 Actual	FY 2008 Adopted	FY 2008 Forecast	FY 2009 Current	FY 2009 Expanded	FY 2009 Adopted	FY 2009 Change
Medical Examiner (001)	1,046,362	1,118,200	1,102,300	1,119,100	-	1,119,100	0.1%
Total Net Budget	1,046,362	1,118,200	1,102,300	1,119,100	-	1,119,100	0.1%
Total Transfers and Reserves	-	-	-	-	-	-	na
Total Budget	1,046,362	1,118,200	1,102,300	1,119,100	-	1,119,100	0.1%

Department Funding Sources	FY 2007 Actual	FY 2008 Adopted	FY 2008 Forecast	FY 2009 Current	FY 2009 Expanded	FY 2009 Adopted	FY 2009 Change
Charges For Services	900	2,200	500	500	-	500	(77.3%)
Net Cost General Fund	1,045,462	1,116,000	1,101,800	1,118,600	-	1,118,600	0.2%
Total Funding	1,046,362	1,118,200	1,102,300	1,119,100	-	1,119,100	0.1%

Department Position Summary	FY 2007 Actual	FY 2008 Adopted	FY 2008 Forecast	FY 2009 Current	FY 2009 Expanded	FY 2009 Adopted	FY 2009 Change
Medical Examiner (001)	0.01	-	-	-	-	-	na
Total FTE	0.01	-	-	-	-	-	na

**Collier County Government
Fiscal Year 2009 Adopted Budget**

**Office of the County Manager
Medical Examiner
Medical Examiner (001)**

Mission Statement

To provide for medico-legal death investigation 24 hours per day, 365 days per year. Results of the investigations are reported to the appropriate agencies and/or individuals. The Florida District Twenty Medical Examiner is appointed by the Governor of the State of Florida.

Program Summary	FY 2009 Total FTE	FY 2009 Budget	FY 2009 Revenues	FY 2009 Net Cost
Departmental Administration/Overhead	-	1,119,100	500	1,118,600
Funding for Administrative and Operating Costs: The Board of County Commissioners, pursuant to Section 406 of Florida Statutes, provides the funds for the provision of Medical Examiner Services through a contractual service agreement with the Florida District 20 Medical Examiner.				
Current Level of Service Budget	-	1,119,100	500	1,118,600
Total Adopted Budget	-	1,119,100	500	1,118,600

Program Budgetary Cost Summary	FY 2007 Actual	FY 2008 Adopted	FY 2008 Forecast	FY 2009 Current	FY 2009 Expanded	FY 2009 Adopted	FY 2009 Change
Operating Expense	1,046,362	1,118,200	1,102,300	1,119,100	-	1,119,100	0.1%
Net Operating Budget	1,046,362	1,118,200	1,102,300	1,119,100	-	1,119,100	0.1%
Total Budget	1,046,362	1,118,200	1,102,300	1,119,100	-	1,119,100	0.1%
Total FTE	0.01	-	-	-	-	-	na

Program Funding Sources	FY 2007 Actual	FY 2008 Adopted	FY 2008 Forecast	FY 2009 Current	FY 2009 Expanded	FY 2009 Adopted	FY 2009 Change
Charges For Services	900	2,200	500	500	-	500	(77.3%)
Net Cost General Fund	1,045,462	1,116,000	1,101,800	1,118,600	-	1,118,600	0.2%
Total Funding	1,046,362	1,118,200	1,102,300	1,119,100	-	1,119,100	0.1%

The Medical Examiner's Office investigated 2,541 cases in the 2007 calendar year, representing a 1% increase over the prior year. Despite an increase in the demand for services, forecast savings in FY 2008 are anticipated as the result of a favorable property insurance renewal rate.

Current FY 2009 - Overall, operating expenses increased by only 0.1%. Reductions in operating expenditures are largely offset by the anticipation of a 15-20% increase in electricity rates. Budgeted revenue of \$500 is for fees paid by Naples Community Hospital and the Physicians Regional Pathology group for use of the Medical Examiner's facility to perform autopsies.

**Collier County Government
Fiscal Year 2009 Adopted Budget**

**Office of the County Manager
Emergency Medical Services EMS**

Department Budgetary Cost Summar	FY 2007 Actual	FY 2008 Adopted	FY 2008 Forecast	FY 2009 Current	FY 2009 Expanded	FY 2009 Adopted	FY 2009 Change
Personal Services	19,428,754	19,772,500	19,591,100	20,221,000	-	20,221,000	2.3%
Operating Expense	9,008,212	5,031,800	4,534,300	4,859,500	-	4,859,500	(3.4%)
Capital Outlay	745,701	878,800	1,497,400	148,100	-	148,100	(83.1%)
Net Operating Budget	29,182,667	25,683,100	25,622,800	25,228,600	-	25,228,600	(1.8%)
Trans to 144 Isles of Capri Fire Fd	3,000	3,000	3,000	3,000	-	3,000	0 %
Trans to 146 Ochopee Fire Fd	3,000	3,000	3,000	-	-	-	(100.0%)
Reserves For Contingencies	-	1,199,600	-	645,800	-	645,800	(46.2%)
Reserves For Capital	-	41,500	-	8,300	-	8,300	(80.0%)
Reserve for Attrition	-	(670,200)	-	(670,300)	-	(670,300)	0 %
Total Budget	29,188,667	26,260,000	25,628,800	25,215,400	-	25,215,400	(4.0%)

Appropriations by Program	FY 2007 Actual	FY 2008 Adopted	FY 2008 Forecast	FY 2009 Current	FY 2009 Expanded	FY 2009 Adopted	FY 2009 Change
Emergency Medical Services (EMS)(490)	27,529,831	24,045,200	23,891,300	23,448,300	-	23,448,300	(2.5%)
EMS Trust Fund (491)	96,039	100,000	219,000	280,500	-	280,500	180.5%
First Responder Training Fund (492)	591	-	-	-	-	-	na
Helicopter Operations (001)	1,556,207	1,537,900	1,512,500	1,499,800	-	1,499,800	(2.5%)
Total Net Budget	29,182,667	25,683,100	25,622,800	25,228,600	-	25,228,600	(1.8%)
Total Transfers and Reserves	6,000	576,900	6,000	(13,200)	-	(13,200)	(102.3%)
Total Budget	29,188,667	26,260,000	25,628,800	25,215,400	-	25,215,400	(4.0%)

Department Funding Sources	FY 2007 Actual	FY 2008 Adopted	FY 2008 Forecast	FY 2009 Current	FY 2009 Expanded	FY 2009 Adopted	FY 2009 Change
Intergovernmental Revenues	48,379	100,000	116,600	100,000	-	100,000	0 %
Charges For Services	(330,416)	21,000	18,000	18,000	-	18,000	(14.3%)
Ambulance Fees	15,114,950	11,212,000	8,832,000	8,900,000	-	8,900,000	(20.6%)
Miscellaneous Revenues	38,621	1,800	180,500	-	-	-	(100.0%)
Interest/Misc	26,543	-	-	-	-	-	na
Other Financing Sources	295,142	-	-	-	-	-	na
Reimb From Other Depts	105	-	-	-	-	-	na
Net Cost General Fund	1,556,207	1,537,900	1,512,500	1,499,800	-	1,499,800	(2.5%)
Trans fm 001 Gen Fund	10,832,800	13,311,800	18,087,000	12,049,300	-	12,049,300	(9.5%)
Carry Forward	2,518,164	636,200	(23,600)	3,094,200	-	3,094,200	386.4%
Negative 5% Revenue Reserve	-	(560,700)	-	(445,900)	-	(445,900)	(20.5%)
Total Funding	30,100,495	26,260,000	28,723,000	25,215,400	-	25,215,400	(4.0%)

Department Position Summary	FY 2007 Actual	FY 2008 Adopted	FY 2008 Forecast	FY 2009 Current	FY 2009 Expanded	FY 2009 Adopted	FY 2009 Change
Emergency Medical Services (EMS) (490)	200.00	195.00	195.00	183.00	-	183.00	(6.2%)
Helicopter Operations (001)	6.00	6.00	6.00	6.00	-	6.00	0 %
Total FTE	206.00	201.00	201.00	189.00	-	189.00	(6.0%)

**Collier County Government
Fiscal Year 2009 Adopted Budget**

**Office of the County Manager
Emergency Medical Services EMS
Emergency Medical Services (EMS)(490)**

Mission Statement

The department of Emergency Medical Services is a single consolidated department that provides paramedic emergency medical care for Naples/Collier County under the direction of the Board of County Commissioners and in compliance with Florida Statutes, Chapter 401. The EMS Department's mission is to provide "World Class" patient care and service to the community in an efficient and cost-effective manner.

Program Summary	FY 2009 Total FTE	FY 2009 Budget	FY 2009 Revenues	FY 2009 Net Cost
Departmental Administration/Overhead	178.00	22,739,370	8,918,000	13,821,370
Advanced Life Support Paramedic Units respond to the communities' 911 medical emergencies to provide care 24 hours a day, 7 days a week. EMS also provides for the treatment and inter-facility transportation of patients requiring advanced care.				
EMS Billing and Collection Services	2.00	746,530	-	746,530
Unfilled Positions	3.00	-	-	-
Reserves/Transfers	-	-50,800	14,517,100	-14,567,900
Current Level of Service Budget	183.00	23,435,100	23,435,100	-
Total Adopted Budget	183.00	23,435,100	23,435,100	-

Program Performance Measures	FY 2007 Actual	FY 2008 Budget	FY 2008 Forecast	FY 2009 Budget
# of billable EMS transports	21,900	25,100	22,800	23,300
Percent of patients found to be in full cardiac arrest that have a pulse upon delivery to a hospital	0.48	0.35	0.35	0.35
Percent of response times within 12 min. (Rural - EMS)	-	-	0.90	0.90
Percent of response times within 12 min. (Rural-EMS-ALS Eng)	-	-	0.90	0.90
Percent of response times within 8 min. (Urban - EMS)	-	-	0.90	0.90
Percent of response times within 8 min. (Urban-EMS-ALS Eng)	-	-	0.90	0.90
Percent of response times within 8 minutes (Countywide)	0.84	0.90	0.85	-

Program Budgetary Cost Summary	FY 2007 Actual	FY 2008 Adopted	FY 2008 Forecast	FY 2009 Current	FY 2009 Expanded	FY 2009 Adopted	FY 2009 Change
Personal Services	18,716,594	19,073,100	18,861,800	19,479,200	-	19,479,200	2.1%
Operating Expense	8,144,432	4,143,300	3,593,300	3,851,000	-	3,851,000	(7.1%)
Capital Outlay	668,805	828,800	1,436,200	118,100	-	118,100	(85.8%)
Net Operating Budget	27,529,831	24,045,200	23,891,300	23,448,300	-	23,448,300	(2.5%)
Trans to 144 Isles of Capri Fire Fd	3,000	3,000	3,000	3,000	-	3,000	0 %
Trans to 146 Ochopee Fire Fd	3,000	3,000	3,000	-	-	-	(100.0%)
Reserves For Contingencies	-	1,199,600	-	645,800	-	645,800	(46.2%)
Reserves For Capital	-	41,500	-	8,300	-	8,300	(80.0%)
Reserve for Attrition	-	(670,200)	-	(670,300)	-	(670,300)	0 %
Total Budget	27,535,831	24,622,100	23,897,300	23,435,100	-	23,435,100	(4.8%)
Total FTE	200.00	195.00	195.00	183.00	-	183.00	(6.2%)

**Collier County Government
Fiscal Year 2009 Adopted Budget**

**Office of the County Manager
Emergency Medical Services EMS
Emergency Medical Services (EMS)(490)**

Program Funding Sources	FY 2007 Actual	FY 2008 Adopted	FY 2008 Forecast	FY 2009 Current	FY 2009 Expanded	FY 2009 Adopted	FY 2009 Change
Charges For Services	(330,416)	21,000	18,000	18,000	-	18,000	(14.3%)
Ambulance Fees	15,114,950	11,212,000	8,832,000	8,900,000	-	8,900,000	(20.6%)
Miscellaneous Revenues	38,267	1,800	-	-	-	-	(100.0%)
Interest/Misc	12,539	-	-	-	-	-	na
Other Financing Sources	275,863	-	-	-	-	-	na
Reimb From Other Depts	105	-	-	-	-	-	na
Trans fm 001 Gen Fund	10,832,800	13,311,800	18,087,000	12,049,300	-	12,049,300	(9.5%)
Carry Forward	2,427,668	636,200	(126,000)	2,913,700	-	2,913,700	358.0%
Negative 5% Revenue Reserve	-	(560,700)	-	(445,900)	-	(445,900)	(20.5%)
Total Funding	28,371,776	24,622,100	26,811,000	23,435,100	-	23,435,100	(4.8%)

**Office of the County Manager
Emergency Medical Services EMS**

Forecast FY 07/08 - Personal services are \$211,300 below adopted budget which includes a future salary savings allocation of \$538,400. Per Board direction, EMS has been complying with the hiring freeze.

Operating expenses are below the adopted budget by \$550,000. The payment for commissions to the billing collections vendor, ADPI, Inc. is reduced by \$142,800 as the anticipated revenues for the current year are not materializing as planned. Other operating costs were identified and reduced to meet the overall expenditure target, net of reserves and attrition for FY 07/08. Costs relating to the hiring of new employees such as uniforms and personal safety gear savings totaled \$115,400. Vehicle maintenance parts and labor are expected to be \$96,300 less than budgeted and medicines and medical supplies are expected to be \$35,000 less than anticipated. Property insurance premiums forecast were reduced for EMS by \$157,700.

Capital expenditures are forecast at \$607,400 over the adopted budget. An amendment in the amount of \$740,048 was put in place to cover purchase orders for prior year undelivered ambulances received during the current year.

Current FY 08/09 - Personal services for EMS decreased 12 FTE from the prior year. A review by the Productivity Committee determined that EMS is operating two units over and above what is necessary to maintain the adopted level of service of 8 minute travel time response in the urban area and 12 minutes in the rural area. In FY 07, the master plan study recommended that ALS engines be utilized to increase the capacity of the EMS system in general, which has been implemented. Additional findings of the Productivity Committee review indicate that of the four planned new EMS stations, based upon call volume at the time of the initial study, only two are now deemed necessary. Call volume, response times and other pertinent considerations will determine the placement of the two remaining new facilities. The EMS budget does include various categories of overtime required to operate EMS. The EMS Department is budgeted at a 98.36% rate for personnel.

Operating expenses were decreased by \$292,300. Many of the costs associated with hiring new personnel were reduced as it is anticipated that the hiring freeze will continue into this fiscal year. IT direct support costs were reduced by \$132,500 as EMS has relied more heavily upon their internal IT personnel and did not embark on any projects this past year. Payments to ADPI are decreased by \$140,900 as the anticipated revenues for the year will be less than the 2008 adopted budget level. Property insurance decreased by \$124,600. Lease payments for the Headquarters Operations was moved to Facilities Management Operations, saving EMS \$96,000. These costs savings were negated by increased fuel and vehicle maintenance for the ambulances.

Capital outlay of \$118,100 includes medical equipment replacements of \$56,000, a significant reduction from FY08 due to the reallocation of a portion of those funds to operating for the lease purchase of heart monitors. Capital also includes replacement communications equipment at \$3,000; continued repairs to bay doors for a cost of \$12,000; replacement furniture at \$7,100; and scheduled general building improvements for EMS facilities at \$40,000.

Revenue FY 08/09 - Ambulance fees are anticipated to be \$2,312,000 below the prior year's adopted budget. There are numerous factors leading to this decrease, namely the economic conditions, continued practice of insurance carriers to short-pay the billings, as well as a shift from commercial to self-pay. Staff is working closely with the contract billing company, ADPI, to monitor and explore every available option to collect fees in the most aggressive and productive manner possible. On February 26, 2008, the Board of County Commissioners were made aware of the circumstances surrounding the decline in revenues. On March 11, 2008, the Board appropriated \$2,237,000 to cover the shortfall in FY 07/08 and appropriated an additional \$2,538,000 to help off-set this variance during FY 08/09.

UFR FY 08/09: Fleet recommended replacements of three ambulances totaling \$576,000 are not being included in the current year budget due to the overall constraints of the County's budget.

General Notes: EMS is changing their performance measures to coincide with the measures required by the 2007 AUJR. In lieu of reporting a county-wide response time, the measures have been broken down between urban and rural times with the rural targets increased to a 12 minute response time while the urban response time remains at 8 minutes. Additionally, response times for both urban and rural have been further broken down to measure EMS only response and responses to calls that include both EMS and an ALS engine.

**Collier County Government
Fiscal Year 2009 Adopted Budget**

**Office of the County Manager
Emergency Medical Services EMS
Helicopter Operations (001)**

Mission Statement

To provide helicopter air support to both emergency and non emergency governmental agencies in Collier County.

Program Summary	FY 2009 Total FTE	FY 2009 Budget	FY 2009 Revenues	FY 2009 Net Cost
Emergency Helicopter Air Ambulance Provide emergency helicopter ALS air ambulance support 24 hours a day, 7 days a week within Collier County. Provide emergency support to neighboring counties in accordance with established mutual aid agreements. Provide emergency inter facility transfers. Attend flight training to meet FAA pilot currency and evaluation compliance standards and aircraft mandated maintenance in accordance with FAA regulations.	5.00	1,452,600	-	1,452,600
Inter-facility Patient Transfers Provide patient transfer flights from Naples Community Hospital, North Collier Hospital, and the Cleveland Clinic to more advanced hospitals and treatment centers throughout Florida.	-	40,500	-	40,500
Administrative Flights Provide helicopter administrative support to County agencies to gain access to areas of the County which are very difficult or time consuming to access by ground.	-	6,700	-	6,700
Unfilled Positions	1.00	-	-	-
Current Level of Service Budget	6.00	1,499,800	-	1,499,800
Total Adopted Budget	6.00	1,499,800	-	1,499,800

Program Performance Measures	FY 2007 Actual	FY 2008 Budget	FY 2008 Forecast	FY 2009 Budget
% Completed flight without a safety issue (mech. or oper.)	100	100	100	100
% On scene time 15 minutes or less	0.85	0.85	0.82	0.82
Total Flight Hours	339	400	345	350
Total Helicopter Flights	555	540	574	600
Total Helicopter Flights - Administrative	7	11	12	10
Total Helicopter Flights - Maintenance	24	37	34	42
Total Helicopter Flights - Medical	504	466	511	530
Total Helicopter Flights - Training	20	26	17	18

Program Budgetary Cost Summary	FY 2007 Actual	FY 2008 Adopted	FY 2008 Forecast	FY 2009 Current	FY 2009 Expanded	FY 2009 Adopted	FY 2009 Change
Personal Services	712,160	699,400	729,300	741,800	-	741,800	6.1%
Operating Expense	817,270	838,500	783,200	758,000	-	758,000	(9.6%)
Capital Outlay	26,777	-	-	-	-	-	na
Net Operating Budget	1,556,207	1,537,900	1,512,500	1,499,800	-	1,499,800	(2.5%)
Total Budget	1,556,207	1,537,900	1,512,500	1,499,800	-	1,499,800	(2.5%)
Total FTE	6.00	6.00	6.00	6.00	-	6.00	0 %

Program Funding Sources	FY 2007 Actual	FY 2008 Adopted	FY 2008 Forecast	FY 2009 Current	FY 2009 Expanded	FY 2009 Adopted	FY 2009 Change
Net Cost General Fund	1,556,207	1,537,900	1,512,500	1,499,800	-	1,499,800	(2.5%)
Total Funding	1,556,207	1,537,900	1,512,500	1,499,800	-	1,499,800	(2.5%)

Office of the County Manager
Emergency Medical Services EMS

Forecast FY 07/08 - Personal services for Helicopter operations will be \$29,900 over adopted budget due to a misclassification in the budget.

Operating costs will be below budget by \$55,300. There was a scheduled study for \$15,000 that did not take place and other operating costs were reduced to off-set the variance in personal services.

Current FY 08/09 – Personal services for Helicopter operations include overtime that is mandated for the pilots to cover the 24 hour, 7 day work week and overtime for the mechanic's after hours calls.

Total expenditures for this department are within the established County Budget Policy.

**Collier County Government
Fiscal Year 2009 Adopted Budget**

**Office of the County Manager
Emergency Medical Services EMS
EMS Trust Fund (491)**

Mission Statement

This fund accounts for the collection and disbursement of various EMS State Funds generated primarily from traffic fine revenue.

Program Summary	FY 2009 Total FTE	FY 2009 Budget	FY 2009 Revenues	FY 2009 Net Cost
EMS State Funds	-	280,500	280,500	-
Traffic fine revenue is distributed by the State and used to purchase emergency medical equipment and provide EMS education and training.				
Current Level of Service Budget	-	280,500	280,500	-
Total Adopted Budget	-	280,500	280,500	-

Program Budgetary Cost Summary	FY 2007 Actual	FY 2008 Adopted	FY 2008 Forecast	FY 2009 Current	FY 2009 Expanded	FY 2009 Adopted	FY 2009 Change
Operating Expense	46,510	50,000	157,800	250,500	-	250,500	401.0%
Capital Outlay	49,528	50,000	61,200	30,000	-	30,000	(40.0%)
Net Operating Budget	96,039	100,000	219,000	280,500	-	280,500	180.5%
Total Budget	96,039	100,000	219,000	280,500	-	280,500	180.5%

Program Funding Sources	FY 2007 Actual	FY 2008 Adopted	FY 2008 Forecast	FY 2009 Current	FY 2009 Expanded	FY 2009 Adopted	FY 2009 Change
Intergovernmental Revenues	48,379	100,000	116,600	100,000	-	100,000	0 %
Miscellaneous Revenues	354	-	180,500	-	-	-	na
Interest/Misc	14,000	-	-	-	-	-	na
Other Financing Sources	19,278	-	-	-	-	-	na
Carry Forward	90,004	-	102,400	180,500	-	180,500	na
Total Funding	172,015	100,000	399,500	280,500	-	280,500	180.5%

Forecast FY 07/08 – Forecast expenditures of \$219,000 are for training and medical equipment entirely funded by EMS State grant funds.

Current FY 08/09 - Planned expenditures include \$50,000 for minor medical equipment; \$20,000 for training and educational expenses; and \$30,000 for capital medical equipment. These expenditures will be funded by EMS 100% State Grant Funds totaling \$100,000.

During Collier County's final FY 2009 Public Budget Hearing held on September 18, 2008, the Board of County Commissioners (Board) adopted budget resolutions which recognized and appropriated estimated FY 2008 year end balances of approved grant and capital project funds beginning October 1, 2008. In prior years, this action took place in the first month of the new budget year. This action was taken by the Board on September 18, 2008 to ensure that all continuing expense/expenditure appropriations would be available on the first day of the new fiscal year. The impact on this fund is \$180,500.

**Collier County Government
Fiscal Year 2009 Adopted Budget**

**Office of the County Manager
Pelican Bay Services**

Department Budgetary Cost Summar	FY 2007 Actual	FY 2008 Adopted	FY 2008 Forecast	FY 2009 Current	FY 2009 Expanded	FY 2009 Adopted	FY 2009 Change
Personal Services	1,078,153	1,135,600	1,155,900	1,186,300	-	1,186,300	4.5%
Operating Expense	1,203,046	1,342,100	1,286,300	1,362,400	-	1,362,400	1.5%
Indirect Cost Reimburs	138,600	149,500	149,500	120,700	-	120,700	(19.3%)
Capital Outlay	137,678	133,200	144,200	83,000	-	83,000	(37.7%)
Net Operating Budget	2,557,477	2,760,400	2,735,900	2,752,400	-	2,752,400	(0.3%)
Trans to Property Appraiser	16,483	72,000	41,000	72,300	-	72,300	0.4%
Trans to Tax Collector	50,832	77,600	43,300	78,100	-	78,100	0.6%
Reserves For Contingencies	-	963,600	-	340,000	-	340,000	(64.7%)
Reserves For Capital	-	408,000	-	991,000	-	991,000	142.9%
Total Budget	2,624,793	4,281,600	2,820,200	4,233,800	-	4,233,800	(1.1%)

Appropriations by Program	FY 2007 Actual	FY 2008 Adopted	FY 2008 Forecast	FY 2009 Current	FY 2009 Expanded	FY 2009 Adopted	FY 2009 Change
Pelican Bay Community Beautification (109)	1,590,753	1,738,800	1,723,400	1,744,900	-	1,744,900	0.4%
Pelican Bay Street Lighting (778)	290,035	257,200	264,700	275,000	-	275,000	6.9%
Pelican Bay Water Management (109)	676,690	764,400	747,800	732,500	-	732,500	(4.2%)
Total Net Budget	2,557,477	2,760,400	2,735,900	2,752,400	-	2,752,400	(0.3%)
Total Transfers and Reserves	67,315	1,521,200	84,300	1,481,400	-	1,481,400	(2.6%)
Total Budget	2,624,793	4,281,600	2,820,200	4,233,800	-	4,233,800	(1.1%)

Department Funding Sources	FY 2007 Actual	FY 2008 Adopted	FY 2008 Forecast	FY 2009 Current	FY 2009 Expanded	FY 2009 Adopted	FY 2009 Change
Ad Valorem Taxes	7	-	-	298,700	-	298,700	na
Delinquent Ad Valorem Taxes	45	-	-	-	-	-	na
FEMA - Fed Emerg Mgt Agency	-	-	-	-	-	-	na
Charges For Services	42	1,500	2,500	1,500	-	1,500	0 %
Miscellaneous Revenues	77,251	-	2,400	-	-	-	na
Interest/Misc	141,166	65,200	62,600	54,000	-	54,000	(17.2%)
Assessments	2,545,052	2,508,300	2,497,500	2,261,400	-	2,261,400	(9.8%)
Other Financing Sources	251,315	-	-	-	-	-	na
Trans frm Property Appraiser	1,087	-	-	-	-	-	na
Trans frm Tax Collector	24,825	-	-	-	-	-	na
Trans fm Special Rev Fds	243,300	7,300	600	-	-	-	(100.0%)
Carry Forward	1,366,586	1,831,400	2,006,700	1,752,100	-	1,752,100	(4.3%)
Negative 5% Revenue Reserve	-	(132,100)	-	(133,900)	-	(133,900)	1.4%
Total Funding	4,650,676	4,281,600	4,572,300	4,233,800	-	4,233,800	(1.1%)

Department Position Summary	FY 2007 Actual	FY 2008 Adopted	FY 2008 Forecast	FY 2009 Current	FY 2009 Expanded	FY 2009 Adopted	FY 2009 Change
Pelican Bay Water Management (109)	2.00	2.00	2.00	2.00	-	2.00	0 %
Pelican Bay Community Beautification (109)	13.00	13.00	13.00	13.00	-	13.00	0 %
Pelican Bay Street Lighting (778)	1.00	1.00	1.00	1.00	-	1.00	0 %
Total FTE	16.00	16.00	16.00	16.00	-	16.00	0 %

**Collier County Government
Fiscal Year 2009 Adopted Budget**

**Office of the County Manager
Pelican Bay Services
Pelican Bay Water Management (109)**

Mission Statement

To provide for the efficient and timely delivery of Water Management services to the Pelican Bay Community by providing for the necessary maintenance for the community's storm water system to assure its efficient operation in the transporting and treatment of the storm water. In addition, the Division tries to maintain the highest aesthetic appearance while maintaining the delicate balance of the ecosystem.

Program Summary	FY 2009 Total FTE	FY 2009 Budget	FY 2009 Revenues	FY 2009 Net Cost
Water Management Program	2.00	732,500	662,900	69,600
Includes the routine maintenance of the Pelican Bay Water Management System of approximately 3.5 miles of berm separating the developed property from the Clam Pass System. The system functions as a storm water treatment facility by removing nutrients and pollutants, thus improving the quality of storm water before it is discharged into Clam Bay.				
Current Level of Service Budget	2.00	732,500	662,900	69,600
Total Adopted Budget	2.00	732,500	662,900	69,600

Program Performance Measures	FY 2007 Actual	FY 2008 Budget	FY 2008 Forecast	FY 2009 Budget
Aquatic plants planted	12,000	12,000	12,000	12,000
Forty-three lakes maintained/treated - times per year	52	52	52	52
Water quality testing - number of parameters	2,256	2,256	2,256	2,256

Program Budgetary Cost Summary	FY 2007 Actual	FY 2008 Adopted	FY 2008 Forecast	FY 2009 Current	FY 2009 Expanded	FY 2009 Adopted	FY 2009 Change
Personal Services	192,691	200,600	206,800	212,500	-	212,500	5.9%
Operating Expense	341,288	362,300	334,100	379,200	-	379,200	4.7%
Indirect Cost Reimburs	127,200	139,100	139,100	108,600	-	108,600	(21.9%)
Capital Outlay	15,511	62,400	67,800	32,200	-	32,200	(48.4%)
Net Operating Budget	676,690	764,400	747,800	732,500	-	732,500	(4.2%)
Total Budget	676,690	764,400	747,800	732,500	-	732,500	(4.2%)
Total FTE	2.00	2.00	2.00	2.00	-	2.00	0 %

Program Funding Sources	FY 2007 Actual	FY 2008 Adopted	FY 2008 Forecast	FY 2009 Current	FY 2009 Expanded	FY 2009 Adopted	FY 2009 Change
Charges For Services	42	1,500	2,500	1,500	-	1,500	0 %
Miscellaneous Revenues	113	-	-	-	-	-	na
Assessments	797,609	759,200	755,000	661,400	-	661,400	(12.9%)
Total Funding	797,764	760,700	757,500	662,900	-	662,900	(12.9%)

Current FY 08/09 – Personal service expenses include a supplemental allocation for anticipated separation pay. An interdepartmental payment to Collier County Public Utilities totaling \$20,600 covering the Districts portion of the operating costs connected with the Pelican Bay Utility Site is budgeted. This budget also reflects a decrease in the indirect cost allocation (\$30,500) and the capital outlay (\$30,200). Capital outlay includes an allocation for the purchase of Lake Bubbler's (\$14,200) and repairs to the Maintenance Facility (\$18,000).

**Collier County Government
Fiscal Year 2009 Adopted Budget**

**Office of the County Manager
Pelican Bay Services**

Pelican Bay Community Beautification (109)

Mission Statement

To provide for the high quality maintenance of the right-of-way, berms and parks within the Pelican Bay community to ensure an efficient and consistent system in accordance with the standards set by the community.

Program Summary	FY 2009 Total FTE	FY 2009 Budget	FY 2009 Revenues	FY 2009 Net Cost
Beautification Program	13.00	1,744,900	1,600,000	144,900
Include the routine maintenance of 2,873,750 square feet of right-of-way and community parks - including pruning, cutting, pesticide and fertilizer programs. Also annuals are changed three times per year and mulch is applied to 661,750 square feet of plant beds three times per year. The Beautification Department is also responsible for street sweeping, street trash pick-up, the beach cleaning program and a sign maintenance program which includes traffic and entrance signs.				
Current Level of Service Budget	13.00	1,744,900	1,600,000	144,900
Total Adopted Budget	13.00	1,744,900	1,600,000	144,900

Program Performance Measures	FY 2007 Actual	FY 2008 Budget	FY 2008 Forecast	FY 2009 Budget
Beach raked - times per year	52	52	52	52
Boulevards swept - times per year	52	52	52	52
Chemical weed control - times per year	24	24	24	24
Fertilizer applied - times per year	3	3	3	3
Flower plantings - times per year	3	3	3	3
Irrigation systems checked - times per year	12	12	12	12
Mulch application - times per year	3	3	3	3
Streets swept - single family areas	12	12	12	12

Program Budgetary Cost Summary	FY 2007 Actual	FY 2008 Adopted	FY 2008 Forecast	FY 2009 Current	FY 2009 Expanded	FY 2009 Adopted	FY 2009 Change
Personal Services	789,226	835,900	842,000	872,300	-	872,300	4.4%
Operating Expense	765,624	846,300	821,100	836,000	-	836,000	(1.2%)
Capital Outlay	35,903	56,600	60,300	36,600	-	36,600	(35.3%)
Net Operating Budget	1,590,753	1,738,800	1,723,400	1,744,900	-	1,744,900	0.4%
Total Budget	1,590,753	1,738,800	1,723,400	1,744,900	-	1,744,900	0.4%
Total FTE	13.00	13.00	13.00	13.00	-	13.00	0 %

Program Funding Sources	FY 2007 Actual	FY 2008 Adopted	FY 2008 Forecast	FY 2009 Current	FY 2009 Expanded	FY 2009 Adopted	FY 2009 Change
FEMA - Fed Emerg Mgt Agency	-	-	-	-	-	-	na
Miscellaneous Revenues	76,201	-	2,400	-	-	-	na
Assessments	1,747,443	1,749,100	1,742,500	1,600,000	-	1,600,000	(8.5%)
Total Funding	1,823,644	1,749,100	1,744,900	1,600,000	-	1,600,000	(8.5%)

Current FY 08/09 – Overall expenses for this section of Pelican Bay Services is up 0.4% from fiscal year 2008. In addition to customary personal services, significant operating costs include - temporary labor (\$226,000), various landscape maintenance requirements such as fertilizer, chemicals, mulch re-plantings, etc... (\$244,900) and system repairs (\$79,400). Capital outlay includes office equipment (\$3,000), replacement of a 3/4 ton pickup (\$22,000) and facility repairs (\$11,600).

Revenue FY 08/09 - Assessment revenue is based on an equivalent residential unit (ERU) charge of \$296.92 versus the \$329.25 assessed per ERU in FY 08. This is a reduction of 9.8%.

**Collier County Government
Fiscal Year 2009 Adopted Budget**

**Office of the County Manager
Pelican Bay Services
Reserves & Transfers (109)**

Program Summary	FY 2009 Total FTE	FY 2009 Budget	FY 2009 Revenues	FY 2009 Net Cost
Reserve & Transfers	-	1,272,100	1,486,600	-214,500
Current Level of Service Budget	-	1,272,100	1,486,600	-214,500
Total Adopted Budget	-	1,272,100	1,486,600	-214,500

Program Budgetary Cost Summary	FY 2007 Actual	FY 2008 Adopted	FY 2008 Forecast	FY 2009 Current	FY 2009 Expanded	FY 2009 Adopted	FY 2009 Change
Trans to Property Appraiser	11,680	72,000	41,000	67,000	-	67,000	(6.9%)
Trans to Tax Collector	50,832	77,600	43,300	70,000	-	70,000	(9.8%)
Reserves For Contingencies	-	786,400	-	300,000	-	300,000	(61.9%)
Reserves For Capital	-	380,500	-	835,100	-	835,100	119.5%
Total Budget	62,512	1,316,500	84,300	1,272,100	-	1,272,100	(3.4%)

Program Funding Sources	FY 2007 Actual	FY 2008 Adopted	FY 2008 Forecast	FY 2009 Current	FY 2009 Expanded	FY 2009 Adopted	FY 2009 Change
Interest/Misc	121,410	50,300	51,600	47,800	-	47,800	(5.0%)
Other Financing Sources	-	-	-	-	-	-	na
Trans frm Property Appraiser	1,087	-	-	-	-	-	na
Trans frm Tax Collector	24,825	-	-	-	-	-	na
Carry Forward	1,135,243	1,391,700	1,559,300	1,557,800	-	1,557,800	11.9%
Negative 5% Revenue Reserve	-	(132,100)	-	(119,000)	-	(119,000)	(9.9%)
Total Funding	1,282,566	1,309,900	1,610,900	1,486,600	-	1,486,600	13.5%

**Collier County Government
Fiscal Year 2009 Adopted Budget**

**Office of the County Manager
Pelican Bay Services
Pelican Bay Street Lighting (778)**

Mission Statement

To maintain the Pelican Bay Street Lighting system as a well-balanced functional system that provides a consistently lighted roadway appearance within the community.

Program Summary	FY 2009 Total FTE	FY 2009 Budget	FY 2009 Revenues	FY 2009 Net Cost
Street Lighting Program	1.00	275,000	275,000	-
Includes the routine maintenance of the Pelican Bay roadway street lighting system including all up-lighting at the Pelican Bay entrances and bike path lighting. Street Lights consist of concrete poles and metal Haliade lamps.				
Reserves/Transfers	-	209,300	209,300	-
Current Level of Service Budget	1.00	484,300	484,300	-
Total Adopted Budget	1.00	484,300	484,300	-

Program Performance Measures	FY 2007 Actual	FY 2008 Budget	FY 2008 Forecast	FY 2009 Budget
% of Lights repaired within 24 hours	100	100	100	100
Light poles installed	-	-	-	-
Light posts inspected	26	26	26	26
Sidewalk lights installed	-	-	-	-

Program Budgetary Cost Summary	FY 2007 Actual	FY 2008 Adopted	FY 2008 Forecast	FY 2009 Current	FY 2009 Expanded	FY 2009 Adopted	FY 2009 Change
Personal Services	96,236	99,100	107,100	101,500	-	101,500	2.4%
Operating Expense	96,135	133,500	131,100	147,200	-	147,200	10.3%
Indirect Cost Reimburs	11,400	10,400	10,400	12,100	-	12,100	16.3%
Capital Outlay	86,264	14,200	16,100	14,200	-	14,200	0 %
Net Operating Budget	290,035	257,200	264,700	275,000	-	275,000	6.9%
Trans to Property Appraiser	4,803	-	-	5,300	-	5,300	na
Trans to Tax Collector	-	-	-	8,100	-	8,100	na
Reserves For Contingencies	-	177,200	-	40,000	-	40,000	(77.4%)
Reserves For Capital	-	27,500	-	155,900	-	155,900	466.9%
Total Budget	294,838	461,900	264,700	484,300	-	484,300	4.8%
Total FTE	1.00	1.00	1.00	1.00	-	1.00	0 %

Program Funding Sources	FY 2007 Actual	FY 2008 Adopted	FY 2008 Forecast	FY 2009 Current	FY 2009 Expanded	FY 2009 Adopted	FY 2009 Change
Ad Valorem Taxes	7	-	-	298,700	-	298,700	na
Delinquent Ad Valorem Taxes	45	-	-	-	-	-	na
Miscellaneous Revenues	936	-	-	-	-	-	na
Interest/Misc	19,756	14,900	11,000	6,200	-	6,200	(58.4%)
Other Financing Sources	251,315	-	-	-	-	-	na
Trans fm Special Rev Fds	243,300	7,300	600	-	-	-	(100.0%)
Carry Forward	231,343	439,700	447,400	194,300	-	194,300	(55.8%)
Negative 5% Revenue Reserve	-	-	-	(14,900)	-	(14,900)	na
Total Funding	746,702	461,900	459,000	484,300	-	484,300	4.8%

**Office of the County Manager
Pelican Bay Services**

Forecast FY 07/08 - Personal Service expenses exceed budget due to separation pay. Professional service contracts which extended from fiscal year 2007 to fiscal year 2008 led to forecast capital expenses exceeding budget.

Current FY 08/09 - Noteworthy operating expense increases are for Electricity (\$4,000), Electrical Contractors (\$12,200) and lighting maintenance supplies (\$20,400). These increases were offset by a decrease in Other Contractual Services (-\$4,300) and Other Operating Supplies (-\$20,200).

Revenue FY 08/09 - The Pelican Bay Advisory Board requested that this fund be supported by the extension of Ad Valorem taxes totaling \$298,700. This extension would require a millage rate of \$.05322 based upon final July 1st taxable value totaling \$5,612,527,138. The Board of County Commissioners endorsed the tax rate and directed staff to implement the rate in accordance with Department of Revenue TRIM guidelines and all applicable State Statutes.

**Collier County Government
Fiscal Year 2009 Adopted Budget**

**Office of the County Manager
Collier County Fire Control**

Department Budgetary Cost Summar	FY 2007 Actual	FY 2008 Adopted	FY 2008 Forecast	FY 2009 Current	FY 2009 Expanded	FY 2009 Adopted	FY 2009 Change
Indirect Cost Reimburs	1,300	1,200	1,200	1,300	-	1,300	8.3%
Remittances	290,000	284,600	284,600	284,800	-	284,800	0.1%
Net Operating Budget	291,300	285,800	285,800	286,100	-	286,100	0.1%
Trans to Property Appraiser	3,476	4,500	4,100	4,200	-	4,200	(6.7%)
Trans to Tax Collector	11,951	12,600	12,800	12,800	-	12,800	1.6%
Trans to 144 Isles of Capri Fire Fd	98,800	97,000	97,000	97,000	-	97,000	0 %
Trans to 146 Ochopee Fire Fd	145,000	142,300	142,300	142,400	-	142,400	0.1%
Total Budget	550,527	542,200	542,000	542,500	-	542,500	0.1%

Appropriations by Program	FY 2007 Actual	FY 2008 Adopted	FY 2008 Forecast	FY 2009 Current	FY 2009 Expanded	FY 2009 Adopted	FY 2009 Change
Collier County Fire Control (148)	291,300	285,800	285,800	286,100	-	286,100	0.1%
Total Net Budget	291,300	285,800	285,800	286,100	-	286,100	0.1%
Total Transfers and Reserves	259,227	256,400	256,200	256,400	-	256,400	0 %
Total Budget	550,527	542,200	542,000	542,500	-	542,500	0.1%

Department Funding Sources	FY 2007 Actual	FY 2008 Adopted	FY 2008 Forecast	FY 2009 Current	FY 2009 Expanded	FY 2009 Adopted	FY 2009 Change
Ad Valorem Taxes	547,274	548,100	528,200	535,100	-	535,100	(2.4%)
Delinquent Ad Valorem Taxes	483	600	-	-	-	-	(100.0%)
Interest/Misc	7,260	500	1,100	900	-	900	80.0%
Trans frm Property Appraiser	590	-	600	600	-	600	na
Trans frm Tax Collector	5,837	-	5,800	5,800	-	5,800	na
Carry Forward	22,515	20,500	33,200	26,900	-	26,900	31.2%
Negative 5% Revenue Reserve	-	(27,500)	-	(26,800)	-	(26,800)	(2.5%)
Total Funding	583,959	542,200	568,900	542,500	-	542,500	0.1%

Department Position Summary	FY 2007 Actual	FY 2008 Adopted	FY 2008 Forecast	FY 2009 Current	FY 2009 Expanded	FY 2009 Adopted	FY 2009 Change
Collier County Fire Control (148)	0.01	-	-	-	-	-	na
Total FTE	0.01	-	-	-	-	-	na

**Collier County Government
Fiscal Year 2009 Adopted Budget**

**Office of the County Manager
Collier County Fire Control
Collier County Fire Control (148)**

Mission Statement

To provide basic fire protection to the residents of the unincorporated areas of the County located outside the boundaries of existing fire control taxing districts.

Program Summary	FY 2009 Total FTE	FY 2009 Budget	FY 2009 Revenues	FY 2009 Net Cost
Departmental Administration/Overhead Costs	-	18,300	900	17,400
Contracted Fire Protection Service	-	524,200	541,600	-17,400
<p>This district was created pursuant to Chapter 125 of the Florida Statutes by adopting Ordinance No. 84 84, as amended. Fire protection service is delivered by four (4) fire control districts within the County through a contractual service agreement between the respective fire control districts and the BCC. This service is funded by an MSTU at a millage not to exceed 2.0 mills on the properties that are located within the District boundaries.</p>				
Current Level of Service Budget	-	542,500	542,500	-
Total Adopted Budget	-	542,500	542,500	-

Program Budgetary Cost Summary	FY 2007 Actual	FY 2008 Adopted	FY 2008 Forecast	FY 2009 Current	FY 2009 Expanded	FY 2009 Adopted	FY 2009 Change
Indirect Cost Reimburs	1,300	1,200	1,200	1,300	-	1,300	8.3%
Remittances	290,000	284,600	284,600	284,800	-	284,800	0.1%
Net Operating Budget	291,300	285,800	285,800	286,100	-	286,100	0.1%
Trans to Property Appraiser	3,476	4,500	4,100	4,200	-	4,200	(6.7%)
Trans to Tax Collector	11,951	12,600	12,800	12,800	-	12,800	1.6%
Trans to 144 Isles of Capri Fire Fd	98,800	97,000	97,000	97,000	-	97,000	0 %
Trans to 146 Ochopee Fire Fd	145,000	142,300	142,300	142,400	-	142,400	0.1%
Total Budget	550,527	542,200	542,000	542,500	-	542,500	0.1%
Total FTE	0.01	-	-	-	-	-	na

Program Funding Sources	FY 2007 Actual	FY 2008 Adopted	FY 2008 Forecast	FY 2009 Current	FY 2009 Expanded	FY 2009 Adopted	FY 2009 Change
Ad Valorem Taxes	547,274	548,100	528,200	535,100	-	535,100	(2.4%)
Delinquent Ad Valorem Taxes	483	600	-	-	-	-	(100.0%)
Interest/Misc	7,260	500	1,100	900	-	900	80.0%
Trans frm Property Appraiser	590	-	600	600	-	600	na
Trans frm Tax Collector	5,837	-	5,800	5,800	-	5,800	na
Carry Forward	22,515	20,500	33,200	26,900	-	26,900	31.2%
Negative 5% Revenue Reserve	-	(27,500)	-	(26,800)	-	(26,800)	(2.5%)
Total Funding	583,959	542,200	568,900	542,500	-	542,500	0.1%

**Office of the County Manager
Collier County Fire Control**

Current FY 09: Fire protection service is provided to the residents of the unincorporated areas of the County that are located outside the boundaries of existing fire control taxing districts through a contractual service agreement between the respective fire control districts and the BCC.

The remittances for fire service are calculated by taking total ad valorem revenue for the Collier County Fire Control District less collection fees and administrative costs. Half of this amount is divided evenly between the four districts. The other half is divided based on the secondary percentage amounts outlined below.

Fire District	25% shares	Secondary Shares	Percentage	Total Revenue
Isles of Capri	\$65,500	\$31,500	12.01%	\$ 97,000
Ochopee	\$65,500	\$76,900	29.33%	\$142,400
Golden Gate	\$65,500	\$76,900	29.33%	\$142,400
East Naples	\$65,500	\$76,900	29.33%	\$142,400

Revenue FY 09: Budgeted ad valorem tax revenue is based on the Collier County Fire Control District taxable value of \$292,407,074 (5.98% net increase) at 1.8301 mills.

**Collier County Government
Fiscal Year 2009 Adopted Budget**

**Office of the County Manager
Isle of Capri Munic'I Fire & Rescue Serv**

Department Budgetary Cost Summar	FY 2007 Actual	FY 2008 Adopted	FY 2008 Forecast	FY 2009 Current	FY 2009 Expanded	FY 2009 Adopted	FY 2009 Change
Personal Services	920,651	1,067,600	1,018,100	1,118,500	-	1,118,500	4.8%
Operating Expense	135,795	174,400	174,400	176,700	-	176,700	1.3%
Indirect Cost Reimburs	39,700	54,000	54,000	50,600	-	50,600	(6.3%)
Capital Outlay	104,521	35,000	35,200	26,000	-	26,000	(25.7%)
Debt Service	23,143	-	-	-	-	-	na
Debt Service - Interest	12,088	-	-	-	-	-	na
Net Operating Budget	1,235,898	1,331,000	1,281,700	1,371,800	-	1,371,800	3.1%
Trans to Property Appraiser	7,949	9,500	8,900	9,800	-	9,800	3.2%
Trans to Tax Collector	24,400	32,100	30,500	33,900	-	33,900	5.6%
Trans to 118 Em Mgt Grant Fd	7,859	-	17,100	-	-	-	na
Reserves For Contingencies	-	68,600	-	70,800	-	70,800	3.2%
Reserves For Capital	-	29,800	-	193,400	-	193,400	549.0%
Reserve for Attrition	-	(42,700)	-	(39,200)	-	(39,200)	(8.2%)
Total Budget	1,276,106	1,428,300	1,338,200	1,640,500	-	1,640,500	14.9%

Appropriations by Program	FY 2007 Actual	FY 2008 Adopted	FY 2008 Forecast	FY 2009 Current	FY 2009 Expanded	FY 2009 Adopted	FY 2009 Change
Isle of Capri Fire & Rescue (144)	1,235,898	1,331,000	1,281,700	1,371,800	-	1,371,800	3.1%
Total Net Budget	1,235,898	1,331,000	1,281,700	1,371,800	-	1,371,800	3.1%
Total Transfers and Reserves	40,209	97,300	56,500	268,700	-	268,700	176.2%
Total Budget	1,276,106	1,428,300	1,338,200	1,640,500	-	1,640,500	14.9%

Department Funding Sources	FY 2007 Actual	FY 2008 Adopted	FY 2008 Forecast	FY 2009 Current	FY 2009 Expanded	FY 2009 Adopted	FY 2009 Change
Ad Valorem Taxes	1,182,581	1,282,300	1,239,300	1,354,300	-	1,354,300	5.6%
Delinquent Ad Valorem Taxes	602	500	-	500	-	500	0 %
Charges For Services	13,769	2,500	2,100	500	-	500	(80.0%)
Miscellaneous Revenues	70	200	-	-	-	-	(100.0%)
Interest/Misc	27,551	21,200	16,700	15,500	-	15,500	(26.9%)
Trans frm Property Appraiser	1,348	-	1,300	-	-	-	na
Trans frm Tax Collector	11,918	5,000	11,900	7,500	-	7,500	50.0%
Trans fm 001 Gen Fund	5,300	5,300	5,300	-	-	-	(100.0%)
Trans fm 148 Collier Fire Fd	98,800	97,000	97,000	97,000	-	97,000	0 %
Trans fm 490 EMS Fd	3,000	3,000	3,000	3,000	-	3,000	0 %
Carry Forward	123,015	76,600	192,300	230,700	-	230,700	201.2%
Negative 5% Revenue Reserve	-	(65,300)	-	(68,500)	-	(68,500)	4.9%
Total Funding	1,467,956	1,428,300	1,568,900	1,640,500	-	1,640,500	14.9%

Department Position Summary	FY 2007 Actual	FY 2008 Adopted	FY 2008 Forecast	FY 2009 Current	FY 2009 Expanded	FY 2009 Adopted	FY 2009 Change
Isle of Capri Fire & Rescue (144)	11.00	11.00	11.00	11.00	-	11.00	0 %
Total FTE	11.00	11.00	11.00	11.00	-	11.00	0 %

**Collier County Government
Fiscal Year 2009 Adopted Budget**

**Office of the County Manager
Isle of Capri Munic'I Fire & Rescue Serv
Isle of Capri Fire & Rescue (144)**

Mission Statement

To provide for the public safety needs of the Isles of Capri community through the provision of emergency response to fire and rescue calls.

Program Summary	FY 2009 Total FTE	FY 2009 Budget	FY 2009 Revenues	FY 2009 Net Cost
Departmental Administration	2.00	361,629	3,000	358,629
Paid Fire Fighting Services	9.00	1,053,871	1,475,300	-421,429
Additional fire and rescue is provided by nine (9) full-time firefighters, twenty-four (24) hours per day, seven (7) days per week, to supplement and oversee the volunteer force.				
Reserves	-	225,000	162,200	62,800
Current Level of Service Budget	11.00	1,640,500	1,640,500	-
Total Adopted Budget	11.00	1,640,500	1,640,500	-

Program Performance Measures	FY 2007 Actual	FY 2008 Budget	FY 2008 Forecast	FY 2009 Budget
Number of Fire Incidents/Mutual Aid Responses	470	415	475	480
Number of Marine /Boat Rescue Responses	11	97	15	20
Number of Medical Incidents	117	400	125	130

Program Budgetary Cost Summary	FY 2007 Actual	FY 2008 Adopted	FY 2008 Forecast	FY 2009 Current	FY 2009 Expanded	FY 2009 Adopted	FY 2009 Change
Personal Services	920,651	1,067,600	1,018,100	1,118,500	-	1,118,500	4.8%
Operating Expense	135,795	174,400	174,400	176,700	-	176,700	1.3%
Indirect Cost Reimburs	39,700	54,000	54,000	50,600	-	50,600	(6.3%)
Capital Outlay	104,521	35,000	35,200	26,000	-	26,000	(25.7%)
Debt Service	23,143	-	-	-	-	-	na
Debt Service - Interest	12,088	-	-	-	-	-	na
Net Operating Budget	1,235,898	1,331,000	1,281,700	1,371,800	-	1,371,800	3.1%
Trans to Property Appraiser	7,949	9,500	8,900	9,800	-	9,800	3.2%
Trans to Tax Collector	24,400	32,100	30,500	33,900	-	33,900	5.6%
Trans to 118 Em Mgt Grant Fd	7,859	-	17,100	-	-	-	na
Reserves For Contingencies	-	68,600	-	70,800	-	70,800	3.2%
Reserves For Capital	-	29,800	-	193,400	-	193,400	549.0%
Reserve for Attrition	-	(42,700)	-	(39,200)	-	(39,200)	(8.2%)
Total Budget	1,276,106	1,428,300	1,338,200	1,640,500	-	1,640,500	14.9%
Total FTE	11.00	11.00	11.00	11.00	-	11.00	0 %

**Collier County Government
Fiscal Year 2009 Adopted Budget**

**Office of the County Manager
Isle of Capri Munic'I Fire & Rescue Serv
Isle of Capri Fire & Rescue (144)**

Program Funding Sources	FY 2007 Actual	FY 2008 Adopted	FY 2008 Forecast	FY 2009 Current	FY 2009 Expanded	FY 2009 Adopted	FY 2009 Change
Ad Valorem Taxes	1,182,581	1,282,300	1,239,300	1,354,300	-	1,354,300	5.6%
Delinquent Ad Valorem Taxes	602	500	-	500	-	500	0 %
Charges For Services	13,769	2,500	2,100	500	-	500	(80.0%)
Miscellaneous Revenues	70	200	-	-	-	-	(100.0%)
Interest/Misc	27,551	21,200	16,700	15,500	-	15,500	(26.9%)
Trans frm Property Appraiser	1,348	-	1,300	-	-	-	na
Trans frm Tax Collector	11,918	5,000	11,900	7,500	-	7,500	50.0%
Trans fm 001 Gen Fund	5,300	5,300	5,300	-	-	-	(100.0%)
Trans fm 148 Collier Fire Fd	98,800	97,000	97,000	97,000	-	97,000	0 %
Trans fm 490 EMS Fd	3,000	3,000	3,000	3,000	-	3,000	0 %
Carry Forward	123,015	76,600	192,300	230,700	-	230,700	201.2%
Negative 5% Revenue Reserve	-	(65,300)	-	(68,500)	-	(68,500)	4.9%
Total Funding	1,467,956	1,428,300	1,568,900	1,640,500	-	1,640,500	14.9%

Forecast FY 2008: Savings in personal services are the result of temporary vacancies, as well as the reclassification of a Assistant Chief position to a Fire Lieutenant. Capital outlay is for the purchase of a Ford F250 (\$28,529) used for towing the fire boat and evacuation trailer, a thermal imager/receiver for structural firefighting (\$2,036), a laptop for mapping software for the fire engine (\$2,685), and a carport (\$1,975).

Transfers to Emergency Management Grants Fund (118) represent grant matching requirements as follows:

Grant	Matching Requirement	Use of Grant Proceeds
Volunteer Fire Assistance Grant	\$2,400	Wild land firefighting equipment, and protective clothing
Hazard Mitigation Grant Program	\$14,700	Shoreline Stabilization

Dramatic variances in program performance measure results are the direct product of changes to the state incident reporting guidelines for Isle of Capri.

Current FY 2009: Personal services includes \$62,500 in overtime expense which is composed of \$33,400 for weekly mandatory firefighter overtime, \$18,900 for holiday pay, and \$10,200 for pure discretionary overtime. Job bank employee expense continues to be incurred in order to meet minimum manning requirements and keep overtime expenses low by utilizing job bank firefighters to cover for employee vacations, illness and training. Budgeted capital outlay is for the replacement of boat motors, per the recommended schedule. Budgeted reserves include \$70,800 for contingencies, (\$39,200) for attrition, and \$193,400 for capital outlay.

Revenue FY 2009: The \$1,354,300 in ad valorem tax revenue is based on taxable value of \$819,115,400 (4.12% net decrease) within the district and a tax rate of 1.6534 mills. Transfer revenue includes Collier County Fire Control District in the amount of \$97,000 and Emergency Medical Services in the amount of \$3,000.

**Collier County Government
Fiscal Year 2009 Adopted Budget**

**Office of the County Manager
Ochopee Fire Control District**

Department Budgetary Cost Summar	FY 2007 Actual	FY 2008 Adopted	FY 2008 Forecast	FY 2009 Current	FY 2009 Expanded	FY 2009 Adopted	FY 2009 Change
Personal Services	1,129,573	1,223,700	1,291,700	1,356,900	-	1,356,900	10.9%
Operating Expense	275,441	503,200	316,500	333,900	36,000	369,900	(26.5%)
Indirect Cost Reimburs	71,200	76,600	76,600	59,800	-	59,800	(21.9%)
Capital Outlay	75,712	102,000	165,000	63,000	7,000	70,000	(31.4%)
Debt Service	45,846	-	-	-	-	-	na
Debt Service - Interest	13,474	-	-	-	-	-	na
Net Operating Budget	1,611,247	1,905,500	1,849,800	1,813,600	43,000	1,856,600	(2.6%)
Trans to Property Appraiser	10,871	14,000	12,900	13,700	-	13,700	(2.1%)
Trans to Tax Collector	36,526	46,200	44,700	48,900	-	48,900	5.8%
Trans to 118 Em Mgt Grant Fd	1,675	-	5,200	-	-	-	na
Reserves For Contingencies	-	98,300	-	93,800	-	93,800	(4.6%)
Reserves For Capital	-	525,100	-	914,700	(43,000)	871,700	66.0%
Reserve for Attrition	-	(48,900)	-	(46,900)	-	(46,900)	(4.1%)
Total Budget	1,660,319	2,540,200	1,912,600	2,837,800	-	2,837,800	11.7%

Appropriations by Program	FY 2007 Actual	FY 2008 Adopted	FY 2008 Forecast	FY 2009 Current	FY 2009 Expanded	FY 2009 Adopted	FY 2009 Change
Ochopee Fire Control District (146)	1,611,247	1,905,500	1,849,800	1,813,600	43,000	1,856,600	(2.6%)
Total Net Budget	1,611,247	1,905,500	1,849,800	1,813,600	43,000	1,856,600	(2.6%)
Total Transfers and Reserves	49,072	634,700	62,800	1,024,200	(43,000)	981,200	54.6%
Total Budget	1,660,319	2,540,200	1,912,600	2,837,800	-	2,837,800	11.7%

Department Funding Sources	FY 2007 Actual	FY 2008 Adopted	FY 2008 Forecast	FY 2009 Current	FY 2009 Expanded	FY 2009 Adopted	FY 2009 Change
Ad Valorem Taxes	1,727,256	1,793,000	1,700,000	1,899,900	-	1,899,900	6.0%
Delinquent Ad Valorem Taxes	869	2,000	1,000	1,000	-	1,000	(50.0%)
Charges For Services	21,415	15,000	15,500	47,900	-	47,900	219.3%
Miscellaneous Revenues	6	-	10,500	-	-	-	na
Interest/Misc	70,218	27,500	37,200	27,500	-	27,500	0%
Trans frm Property Appraiser	1,844	1,000	2,000	1,000	-	1,000	0%
Trans frm Tax Collector	17,841	5,000	20,000	10,000	-	10,000	100.0%
Trans fm 148 Collier Fire Fd	145,000	142,300	142,300	142,400	-	142,400	0.1%
Trans fm 490 EMS Fd	3,000	3,000	3,000	-	-	-	(100.0%)
Carry Forward	468,023	643,300	788,000	806,900	-	806,900	25.4%
Negative 5% Revenue Reserve	-	(91,900)	-	(98,800)	-	(98,800)	7.5%
Total Funding	2,455,471	2,540,200	2,719,500	2,837,800	-	2,837,800	11.7%

Department Position Summary	FY 2007 Actual	FY 2008 Adopted	FY 2008 Forecast	FY 2009 Current	FY 2009 Expanded	FY 2009 Adopted	FY 2009 Change
Ochopee Fire Control District (146)	15.00	15.00	15.00	15.00	-	15.00	0%
Total FTE	15.00	15.00	15.00	15.00	-	15.00	0%

**Collier County Government
Fiscal Year 2009 Adopted Budget**

**Office of the County Manager
Ochopee Fire Control District
Ochopee Fire Control District (146)**

Mission Statement

It is the goal of the District to provide comprehensive Public Safety to the citizens, travelers, and guests of Collier County within the Ochopee Fire Control District.

Program Summary	FY 2009 Total FTE	FY 2009 Budget	FY 2009 Revenues	FY 2009 Net Cost
Departmental Administration/Overhead	3.00	501,106	47,900	453,206
Paid Fire Fighting Services	12.00	1,375,069	2,070,800	-695,731
Includes fire rescue service to Chokoloskee Island, Plantation Island, Everglades City, Ochopee, Copeland, Lee Cypress, Port of the Islands, Alligator Alley, U.S. 41 and the contract area of the South Blocks (Collier County Fire Control District) to be delivered by a combination paid/volunteer department.				
Reserves	-	961,625	719,100	242,525
Current Level of Service Budget	15.00	2,837,800	2,837,800	-
Total Adopted Budget	15.00	2,837,800	2,837,800	-

Program Performance Measures	FY 2007 Actual	FY 2008 Budget	FY 2008 Forecast	FY 2009 Budget
Emergency Response Time within 15 minutes (% of total calls)	50	50	50	50
Number of Brush Fire Incidents	99	68	68	77
Number of Rescue/Medical Incidents	544	565	565	568
Number of Structure and Vehicle Fire Incidents	45	60	60	57

Program Budgetary Cost Summary	FY 2007 Actual	FY 2008 Adopted	FY 2008 Forecast	FY 2009 Current	FY 2009 Expanded	FY 2009 Adopted	FY 2009 Change
Personal Services	1,129,573	1,223,700	1,291,700	1,356,900	-	1,356,900	10.9%
Operating Expense	275,441	503,200	316,500	333,900	36,000	369,900	(26.5%)
Indirect Cost Reimburs	71,200	76,600	76,600	59,800	-	59,800	(21.9%)
Capital Outlay	75,712	102,000	165,000	63,000	7,000	70,000	(31.4%)
Debt Service	45,846	-	-	-	-	-	na
Debt Service - Interest	13,474	-	-	-	-	-	na
Net Operating Budget	1,611,247	1,905,500	1,849,800	1,813,600	43,000	1,856,600	(2.6%)
Trans to Property Appraiser	10,871	14,000	12,900	13,700	-	13,700	(2.1%)
Trans to Tax Collector	36,526	46,200	44,700	48,900	-	48,900	5.8%
Trans to 118 Em Mgt Grant Fd	1,675	-	5,200	-	-	-	na
Reserves For Contingencies	-	98,300	-	93,800	-	93,800	(4.6%)
Reserves For Capital	-	525,100	-	914,700	(43,000)	871,700	66.0%
Reserve for Attrition	-	(48,900)	-	(46,900)	-	(46,900)	(4.1%)
Total Budget	1,660,319	2,540,200	1,912,600	2,837,800	-	2,837,800	11.7%
Total FTE	15.00	15.00	15.00	15.00	-	15.00	0 %

**Collier County Government
Fiscal Year 2009 Adopted Budget**

**Office of the County Manager
Ochopee Fire Control District
Ochopee Fire Control District (146)**

Program Funding Sources	FY 2007 Actual	FY 2008 Adopted	FY 2008 Forecast	FY 2009 Current	FY 2009 Expanded	FY 2009 Adopted	FY 2009 Change
Ad Valorem Taxes	1,727,256	1,793,000	1,700,000	1,899,900	-	1,899,900	6.0%
Delinquent Ad Valorem Taxes	869	2,000	1,000	1,000	-	1,000	(50.0%)
Charges For Services	21,415	15,000	15,500	47,900	-	47,900	219.3%
Miscellaneous Revenues	6	-	10,500	-	-	-	na
Interest/Misc	70,218	27,500	37,200	27,500	-	27,500	0 %
Trans frm Property Appraiser	1,844	1,000	2,000	1,000	-	1,000	0 %
Trans frm Tax Collector	17,841	5,000	20,000	10,000	-	10,000	100.0%
Trans fm 148 Collier Fire Fd	145,000	142,300	142,300	142,400	-	142,400	0.1%
Trans fm 490 EMS Fd	3,000	3,000	3,000	-	-	-	(100.0%)
Carry Forward	468,023	643,300	788,000	806,900	-	806,900	25.4%
Negative 5% Revenue Reserve	-	(91,900)	-	(98,800)	-	(98,800)	7.5%
Total Funding	2,455,471	2,540,200	2,719,500	2,837,800	-	2,837,800	11.7%

Forecast FY 2008: Personal services costs includes the benefits payout for the retiring chief, as well as the costs associated with reclassifying a vacant firefighter position to an Assistant Chief. Operation costs reflect \$88,800 of savings in previously anticipated attorney fees, as well as \$44,700 of savings in leasing equipment resulting from the payoff of the Department's pumper truck.

Current FY 2009: Overall, the operating portion of the budget reflects a 2.6% decrease in expenditures. Budgeted overtime in FY 2009 is \$120,000 and is required due to limited flexibility resulting from union contract provisions. Operating expenses represent a 25.9% decrease from FY 2008. Budgeted capital outlay for current services of \$63,000 includes the following:

- \$30,000 - Extrication Air Bags Kits
- \$25,000 - Jaws of Life
- \$ 8,000 - Nozzles and Fire Hose Appliances

Expanded FY 2009: The Department is submitting a request in the amount of \$43,000 in order to open a temporary station at Port of the Isles, pending zoning approval. This amount includes one-time costs for building renovations (\$20,000) and a carport (\$7,000), as well as the recurring cost of an annual lease payment (\$16,000). The Station will be funded from available Reserves for Capital.

Budgeted reserves include \$93,800 in a reserve for contingencies, \$871,700 in a reserve for capital outlay, and a reserve for attrition (\$46,900).

Revenue FY 2009: The \$1,899,900 in ad valorem tax revenue is based on a 3.8513 mill tax levy at a taxable value of \$493,304,613 (2.07% net increase).

**Collier County Government
Fiscal Year 2009 Adopted Budget**

**Office of the County Manager
Goodland/Horr's Island Fire District**

Department Budgetary Cost Summar	FY 2007 Actual	FY 2008 Adopted	FY 2008 Forecast	FY 2009 Current	FY 2009 Expanded	FY 2009 Adopted	FY 2009 Change
Indirect Cost Reimburs	700	500	500	700	-	700	40.0%
Remittances	102,415	102,500	102,500	102,500	-	102,500	0 %
Net Operating Budget	103,115	103,000	103,000	103,200	-	103,200	0.2%
Trans to Property Appraiser	909	1,200	800	800	-	800	(33.3%)
Trans to Tax Collector	2,394	3,200	2,500	3,000	-	3,000	(6.3%)
Reserves For Contingencies	-	-	-	6,000	-	6,000	na
Total Budget	106,418	107,400	106,300	113,000	-	113,000	5.2%

Appropriations by Program	FY 2007 Actual	FY 2008 Adopted	FY 2008 Forecast	FY 2009 Current	FY 2009 Expanded	FY 2009 Adopted	FY 2009 Change
Goodland Fire District (149)	103,115	103,000	103,000	103,200	-	103,200	0.2%
Total Net Budget	103,115	103,000	103,000	103,200	-	103,200	0.2%
Total Transfers and Reserves	3,303	4,400	3,300	9,800	-	9,800	122.7%
Total Budget	106,418	107,400	106,300	113,000	-	113,000	5.2%

Department Funding Sources	FY 2007 Actual	FY 2008 Adopted	FY 2008 Forecast	FY 2009 Current	FY 2009 Expanded	FY 2009 Adopted	FY 2009 Change
Ad Valorem Taxes	100,204	109,400	107,300	110,000	-	110,000	0.5%
Interest/Misc	327	-	200	100	-	100	na
Other Financing Sources	693	-	-	-	-	-	na
Trans frm Property Appraiser	154	-	100	100	-	100	na
Trans frm Tax Collector	1,169	-	1,200	1,200	-	1,200	na
Carry Forward	8,903	3,500	5,000	7,500	-	7,500	114.3%
Negative 5% Revenue Reserve	-	(5,500)	-	(5,900)	-	(5,900)	7.3%
Total Funding	111,451	107,400	113,800	113,000	-	113,000	5.2%

Department Position Summary	FY 2007 Actual	FY 2008 Adopted	FY 2008 Forecast	FY 2009 Current	FY 2009 Expanded	FY 2009 Adopted	FY 2009 Change
Goodland Fire District (149)	0.01	-	-	-	-	-	na
Total FTE	0.01	-	-	-	-	-	na

**Collier County Government
Fiscal Year 2009 Adopted Budget**

**Office of the County Manager
Goodland/Horr's Island Fire District
Goodland Fire District (149)**

Mission Statement

To provide basic fire protection to the residents of Goodland.

Program Summary	FY 2009 Total FTE	FY 2009 Budget	FY 2009 Revenues	FY 2009 Net Cost
Departmental Administration/Overhead Costs	-	113,000	113,000	-
This district was created, pursuant to Chapter 125 of the Florida Statutes, by adopting Ordinance No. 98-114 as amended. Fire protection service is delivered by the Marco Island Fire Control District through a contractual service agreement with the BCC. This service is funded by an MSTU at a millage not to exceed 2.0 mills on the properties that are located within the District boundaries.				
Current Level of Service Budget	-	113,000	113,000	-
Total Adopted Budget	-	113,000	113,000	-

Program Budgetary Cost Summary	FY 2007 Actual	FY 2008 Adopted	FY 2008 Forecast	FY 2009 Current	FY 2009 Expanded	FY 2009 Adopted	FY 2009 Change
Indirect Cost Reimburs	700	500	500	700	-	700	40.0%
Remittances	102,415	102,500	102,500	102,500	-	102,500	0 %
Net Operating Budget	103,115	103,000	103,000	103,200	-	103,200	0.2%
Trans to Property Appraiser	909	1,200	800	800	-	800	(33.3%)
Trans to Tax Collector	2,394	3,200	2,500	3,000	-	3,000	(6.3%)
Reserves For Contingencies	-	-	-	6,000	-	6,000	na
Total Budget	106,418	107,400	106,300	113,000	-	113,000	5.2%
Total FTE	0.01	-	-	-	-	-	na

Program Funding Sources	FY 2007 Actual	FY 2008 Adopted	FY 2008 Forecast	FY 2009 Current	FY 2009 Expanded	FY 2009 Adopted	FY 2009 Change
Ad Valorem Taxes	100,204	109,400	107,300	110,000	-	110,000	0.5%
Interest/Misc	327	-	200	100	-	100	na
Other Financing Sources	693	-	-	-	-	-	na
Trans frm Property Appraiser	154	-	100	100	-	100	na
Trans frm Tax Collector	1,169	-	1,200	1,200	-	1,200	na
Carry Forward	8,903	3,500	5,000	7,500	-	7,500	114.3%
Negative 5% Revenue Reserve	-	(5,500)	-	(5,900)	-	(5,900)	7.3%
Total Funding	111,451	107,400	113,800	113,000	-	113,000	5.2%

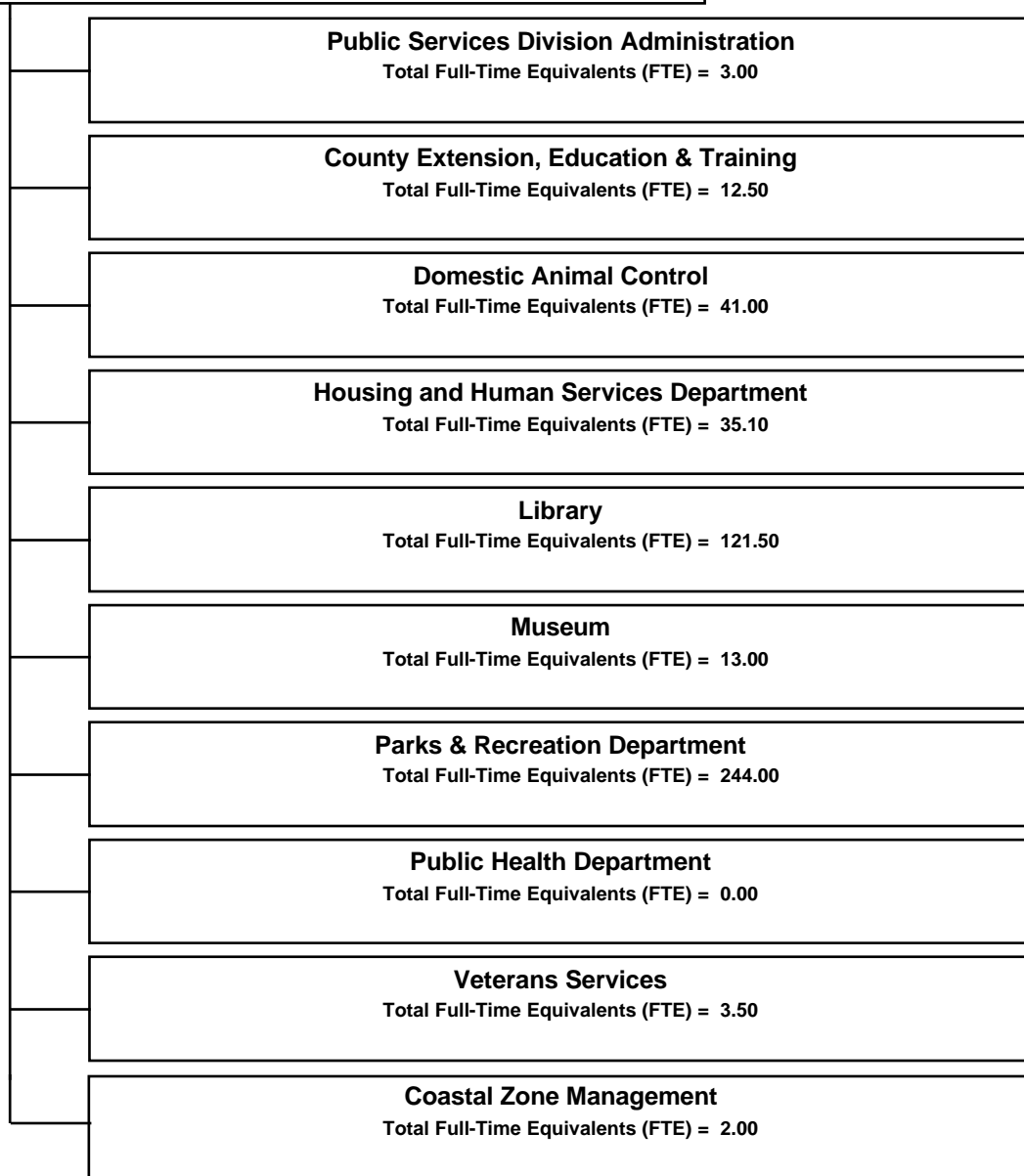
Current FY 09: This MSTU addresses fire protection services for the residents of Goodland. Collier County contracts with the City of Marco Island to provide this service; in FY09 the contract amount is \$102,500. There is a reserve for contingencies of \$6,000.

Revenue FY 09: Budgeted ad valorem is based on Goodland taxable value of \$106,392,379 (net decrease of 25.7%) at 1.0343 mills.

Public Services Division

Public Services Division
Organizational Chart

Total Full-Time Equivalents (FTE) = 475.60



Public Services Division
Marla Ramsey, Administrator

The Public Services Division provides the citizens of Collier County with a wide variety of traditional governmental services that preserve and enhance the quality of life throughout the community. There are eight Departments within the Division including Domestic Animal Services, Housing and Human Services, Library, Museum, Parks and Recreation, University Extension Services, Veterans Services and Coastal Zone Management. Through contractual arrangements, this Division has oversight responsibilities for the David Lawrence Center and the Public Health Department. The goal of each Department is to exceed our customers' expectations in providing quality services as cost effectively as possible. The total budget appropriation in FY 09, including transfers and reserves, is \$66,769,700.

Public Services' Departments are funded primarily by ad valorem taxes augmented by various user fees in Domestic Animal Services, Library, Museum, Parks and Recreation, and University Extension Services. The Division's fees are reviewed annually to reduce the need for additional ad valorem tax support.

The total number of authorized permanent Full Time Equivalent (FTE) positions in the Division for FY 09 is 475.6. There were 4.6 new FTE positions authorized during FY 08. The Board of County Commissioners approved the Housing and Human Services Department to provide in-house management of the Services for Senior's meals program by agenda item 16D37 on January 15, 2008 as the prior contract service provider decided not to renew their contract. This program required 4.6 new positions and is funded by the Older American Act grant.

County Extension, Education & Training Department:

The University Extension Services Department offers educational and demonstration services in the areas of Agriculture, Marine Sciences, Urban and Commercial Horticulture, Family Consumer Sciences and 4-H Youth Development. In FY08 the Department provided Collier County a diversity of youth based healthy lifestyles and GIS programming to over 5,000 youth that allowed for both urban and rural youth participation. In FY09 the Department will provide specialized nutrition programming within the Family Consumer Sciences program area to underserved families and youth thereby increasing outreach efforts by 20%.

Domestic Animal Services Department:

Domestic Animal Services provides protection to the citizens of Collier County from animal-related injury and zoonotic disease, gives temporary shelter to the community's unwanted and/or stray pet population, and promotes responsible pet ownership and humane treatment of animals. In FY 09 the Department will focus on increasing compliance with Collier County's licensing and leash laws.

Housing and Human Services Department:

The Housing and Human Services Department, by leveraging local, state and federal funds, provides a one-stop shop to lower income residents in need, including frail seniors, those seeking assistance with prescriptions and medical care, families striving for home ownership or to maintain their home and non-profits who meet affordable housing and community needs. In FY09, the Department will coordinate efforts with community partners to improve access to health care for those who are uninsured and underinsured via a health information technology project.

Library Department:

The Library Department has completed the construction of the Golden Gate Branch Library, with the grand opening ribbon cutting ceremony held on July 12, 2008. The Golden Gate Community is enjoying the additional space, computers and programs offered at the new facility. Over 75% of the construction of the South Regional Library has been completed. This new library is expected to open in spring 2009. Library staff is currently ordering materials and furnishings for this 30,000 square foot building.

Additional FY08 initiatives include maintenance of circulation per capita at or above national average and completion of the Library Customer Service Program, Part 2, and initiation of staff training in the program. Circulation of library materials in FY08 is projected to be about 2-3% higher than that of FY07, even though library hours have been reduced and approximately 20% of the Library's authorized positions are vacant.

The Library has exceeded overall revenue collection anticipated in the FY08 budget by about 7%.

Public Services Division

Museum Department:

The Museum will open the first six exhibition galleries at the Naples Depot in FY09 and complete the interior restoration of this historic Naples landmark. The exhibit plan will be enlarged and finalized for the Depot's remaining galleries and construction initiated on a number of new displays to expand the Museum's presentation on the importance of transportation to the growth and development of Naples and Collier County.

Parks and Recreation Department:

The Parks and Recreation Department has consolidated operations from loss of 30 FTE's due to Tax Reform Legislation. Emphasis continues on providing the same level of service despite the cuts through increased efficiencies with technology and reorganizing resources. The Department successfully launched internet registration for programs provided, saving constituents from lines and unnecessary use of their vehicles to register. Sun-N-Fun Lagoon continues to be a hit and meet the public's expectations. Goals for FY09 will focus on increased cost recovery of recreational programming with user fee revenue targets of 35%.

Public Health Department:

The Public Health Department continues to coordinate its efforts with the Board of County Commissioners to monitor the success of the endeavor to refer all housing that does not meet minimum migrant housing standards to Code Enforcement.

Veterans Services Department:

Veterans Services continues its efforts in assisting veterans and their dependents in preparing and pursuing claims and other entitlements. The Department has as goals for FY 09 to maintain a 95% success rate in fulfilling transportation requests and to continue its community outreach through public presentations.

Coastal Zone Management Department:

The Coastal Zone Management Department is responsible for beach and inlet maintenance and management, planning and delivery of state of the art and cost effective beach park facilities, estuary management and the reefs, channel markers and derelict vessel programs. The Department's primary funding source is Tourist Development Tax.

The following is a list of telephone numbers for additional information on programs and services provided by the Public Services Division:

252-8468 Administration
252-5326 Public Information Officer
455-1031 David Lawrence Center
252-7387 Domestic Animal Services
353-4244 Extension, Education & Training Center
252-8154 Housing and Human Services
593-0334 Library
252-8476 Museum
252-4000 Parks and Recreation
252-8200 Public Health Department
252-8448 Veterans Services
252-5342 Coastal Zone Management

**Collier County Government
Fiscal Year 2009 Adopted Budget**

Public Services Division

Division Budgetary Cost Summary	FY 2007 Actual	FY 2008 Adopted	FY 2008 Forecast	FY 2009 Current	FY 2009 Expanded	FY 2009 Adopted	FY 2009 Change
Personal Services	25,706,965	24,681,900	25,766,500	24,277,700	-	24,277,700	(1.6%)
Operating Expense	15,849,325	18,052,400	18,432,500	25,518,400	108,400	25,626,800	42.0%
Indirect Cost Reimburs	279,000	267,600	267,600	289,600	-	289,600	8.2%
Capital Outlay	1,787,357	1,886,800	1,790,300	1,430,100	405,700	1,835,800	(2.7%)
Grants and Aid	8,304,848	2,398,600	8,105,500	7,202,900	-	7,202,900	200.3%
Debt Service - Interest	9,848	-	-	-	-	-	na
Remittances	3,119,423	400,000	3,626,700	5,972,100	-	5,972,100	1,393.0%
Total Net Budget	55,056,765	47,687,300	57,989,100	64,690,800	514,100	65,204,900	36.7%
Non Cash Year End Entry	6,032	-	-	-	-	-	na
Trans to Property Appraiser	3,651	3,400	3,400	3,200	-	3,200	(5.9%)
Trans to Tax Collector	40,209	48,500	48,300	49,400	-	49,400	1.9%
Trans to General Fund	24	59,800	59,800	59,800	-	59,800	0%
Trans to 114 Pollutn Ctrl Fd	92,789	-	-	-	-	-	na
Trans to 116 Misc Grant Fd	8,000	-	-	-	-	-	na
Trans to Cap Proj	330,000	-	100,000	300,000	-	300,000	na
Reserves For Contingencies	-	575,100	-	522,400	-	522,400	(9.2%)
Reserves For Capital	-	359,500	-	471,000	-	471,000	31.0%
Reserves For Cash Flow	-	150,700	-	159,000	-	159,000	5.5%
Reserve for Attrition	-	(27,700)	-	-	-	-	(100.0%)
Total Budget	55,537,470	48,856,600	58,200,600	66,255,600	514,100	66,769,700	36.7%

Appropriations by Department	FY 2007 Actual	FY 2008 Adopted	FY 2008 Forecast	FY 2009 Current	FY 2009 Expanded	FY 2009 Adopted	FY 2009 Change
Public Services Division Administration	319,291	322,100	329,400	335,400	-	335,400	4.1%
County Extension, Education & Training	854,448	810,100	706,200	702,000	-	702,000	(13.3%)
Domestic Animal Control	3,028,476	3,121,500	3,085,300	3,007,400	-	3,007,400	(3.7%)
Housing and Human Services Department	16,634,467	6,157,200	17,891,000	23,500,200	-	23,500,200	281.7%
Library	7,680,041	7,687,000	7,195,900	8,273,500	514,100	8,787,600	14.3%
Museum	1,570,501	1,705,300	1,807,900	1,319,900	-	1,319,900	(22.6%)
Parks & Recreation Department	22,793,314	25,450,300	24,436,100	25,114,000	-	25,114,000	(1.3%)
Public Health Department	1,803,199	1,809,500	1,793,900	1,773,300	-	1,773,300	(2.0%)
Veterans Services	319,155	365,900	365,900	347,700	-	347,700	(5.0%)
Coastal Zone Management	53,873	258,400	377,500	317,400	-	317,400	22.8%
Total Net Budget	55,056,765	47,687,300	57,989,100	64,690,800	514,100	65,204,900	36.7%
County Extension, Education & Training	8,000	40,200	-	11,400	-	11,400	(71.6%)
Domestic Animal Control	-	114,500	-	173,900	-	173,900	51.9%
Housing and Human Services Department	98,821	336,100	-	344,700	-	344,700	2.6%
Library	-	306,500	100,000	405,800	-	405,800	32.4%
Museum	361,328	250,000	99,700	481,700	-	481,700	92.7%
Parks & Recreation Department	12,556	122,000	11,800	147,300	-	147,300	20.7%
Total Transfers and Reserves	480,705	1,169,300	211,500	1,564,800	-	1,564,800	33.8%
Total Budget	55,537,470	48,856,600	58,200,600	66,255,600	514,100	66,769,700	36.7%

**Collier County Government
Fiscal Year 2009 Adopted Budget**

Public Services Division

Division Funding Sources	FY 2007 Actual	FY 2008 Adopted	FY 2008 Forecast	FY 2009 Current	FY 2009 Expanded	FY 2009 Adopted	FY 2009 Change
Ad Valorem Taxes	441,262	429,800	414,200	381,700	-	381,700	(11.2%)
Delinquent Ad Valorem Taxes	20	-	-	-	-	-	na
Tourist Devel Tax	1,565,195	1,594,300	1,594,300	1,595,000	-	1,595,000	0 %
Licenses & Permits	177,101	236,000	234,000	236,000	-	236,000	0 %
Intergovernmental Revenues	9,986,717	1,080,400	29,534,900	924,500	-	924,500	(14.4%)
SFWMD/Big Cypress Revenue	2,811	-	-	-	-	-	na
Charges For Services	7,854,236	8,903,300	9,285,800	9,410,500	-	9,410,500	5.7%
Fines & Forfeitures	270,052	265,700	290,000	322,100	-	322,100	21.2%
Miscellaneous Revenues	629,783	191,900	1,278,100	203,000	-	203,000	5.8%
Interest/Misc	433,539	15,800	36,100	15,000	-	15,000	(5.1%)
Reimb From Other Depts	240,842	234,100	218,700	216,700	-	216,700	(7.4%)
Fleet Revenue Billings	61	-	-	-	-	-	na
Trans frm Property Appraiser	619	-	-	-	-	-	na
Trans frm Tax Collector	19,639	-	-	-	-	-	na
Net Cost General Fund	22,847,764	23,509,000	22,648,500	22,166,800	514,100	22,680,900	(3.5%)
Net Cost MSTD General Fund	9,282,092	10,419,400	10,228,300	9,961,700	-	9,961,700	(4.4%)
Trans fm 001 Gen Fund	391,800	176,500	174,100	161,800	-	161,800	(8.3%)
Trans fm 111 MSTD Gen Fd	675,700	594,300	594,300	525,200	-	525,200	(11.6%)
Trans fm Trust & Agcy Fds	8,000	-	-	-	-	-	na
Carry Forward	5,239,371	1,325,500	1,930,200	20,260,900	-	20,260,900	1,428.5%
Negative 5% Revenue Reserve	-	(119,400)	-	(125,300)	-	(125,300)	4.9%
Total Funding	60,066,604	48,856,600	78,461,500	66,255,600	514,100	66,769,700	36.7%

Division Position Summary	FY 2007 Actual	FY 2008 Adopted	FY 2008 Forecast	FY 2009 Current	FY 2009 Expanded	FY 2009 Adopted	FY 2009 Change
Public Services Division Administration	3.00	3.00	3.00	3.00	-	3.00	0 %
County Extension, Education & Training	12.50	12.50	12.50	12.50	-	12.50	0 %
Domestic Animal Control	41.00	41.00	41.00	41.00	-	41.00	0 %
Housing and Human Services Department	30.50	30.50	35.10	35.10	-	35.10	15.1%
Library	121.50	121.50	121.50	121.50	-	121.50	0 %
Museum	11.00	13.00	13.00	13.00	-	13.00	0 %
Parks & Recreation Department	243.50	244.00	244.00	244.00	-	244.00	0 %
Public Health Department	0.01	-	-	-	-	-	na
Veterans Services	3.50	3.50	3.50	3.50	-	3.50	0 %
Coastal Zone Management	-	2.00	2.00	2.00	-	2.00	0 %
Total FTE	466.51	471.00	475.60	475.60	-	475.60	1.0%

**Collier County Government
Fiscal Year 2009 Adopted Budget**

**Public Services Division
Public Services Division Administration**

Department Budgetary Cost Summary	FY 2007 Actual	FY 2008 Adopted	FY 2008 Forecast	FY 2009 Current	FY 2009 Expanded	FY 2009 Adopted	FY 2009 Change
Personal Services	306,082	304,400	311,700	318,600	-	318,600	4.7%
Operating Expense	13,209	17,700	17,700	16,800	-	16,800	(5.1%)
Net Operating Budget	319,291	322,100	329,400	335,400	-	335,400	4.1%
Total Budget	319,291	322,100	329,400	335,400	-	335,400	4.1%

Appropriations by Program	FY 2007 Actual	FY 2008 Adopted	FY 2008 Forecast	FY 2009 Current	FY 2009 Expanded	FY 2009 Adopted	FY 2009 Change
Public Services Administration (001)	319,291	322,100	329,400	335,400	-	335,400	4.1%
Total Net Budget	319,291	322,100	329,400	335,400	-	335,400	4.1%
Total Transfers and Reserves	-	-	-	-	-	-	na
Total Budget	319,291	322,100	329,400	335,400	-	335,400	4.1%

Department Funding Sources	FY 2007 Actual	FY 2008 Adopted	FY 2008 Forecast	FY 2009 Current	FY 2009 Expanded	FY 2009 Adopted	FY 2009 Change
Charges For Services	61	-	-	-	-	-	na
Miscellaneous Revenues	10	-	-	-	-	-	na
Net Cost General Fund	319,221	322,100	329,400	335,400	-	335,400	4.1%
Total Funding	319,291	322,100	329,400	335,400	-	335,400	4.1%

Department Position Summary	FY 2007 Actual	FY 2008 Adopted	FY 2008 Forecast	FY 2009 Current	FY 2009 Expanded	FY 2009 Adopted	FY 2009 Change
Public Services Administration (001)	3.00	3.00	3.00	3.00	-	3.00	0 %
Total FTE	3.00	3.00	3.00	3.00	-	3.00	0 %

**Collier County Government
Fiscal Year 2009 Adopted Budget**

**Public Services Division
Public Services Division Administration
Public Services Administration (001)**

Mission Statement

To provide professional management and administration to the eight (8) departments and two (2) contracted agencies within the Division, providing a communication and organizational link between the County Commission, the County Manager, the staff and the public.

Program Summary	FY 2009 Total FTE	FY 2009 Budget	FY 2009 Revenues	FY 2009 Net Cost
Department Administration/Overhead	3.00	335,400	-	335,400
To provide strategic and operational planning, budgeting and financial management, operating results and accountability, staff and policy development, and administrative and technical support to the BCC, County Manager, Constitutional Agencies and Advisory Boards.				
Current Level of Service Budget	<u>3.00</u>	<u>335,400</u>	<u>-</u>	<u>335,400</u>
Total Adopted Budget	<u>3.00</u>	<u>335,400</u>	<u>-</u>	<u>335,400</u>

Program Budgetary Cost Summary	FY 2007 Actual	FY 2008 Adopted	FY 2008 Forecast	FY 2009 Current	FY 2009 Expanded	FY 2009 Adopted	FY 2009 Change
Personal Services	306,082	304,400	311,700	318,600	-	318,600	4.7%
Operating Expense	13,209	17,700	17,700	16,800	-	16,800	(5.1%)
Net Operating Budget	<u>319,291</u>	<u>322,100</u>	<u>329,400</u>	<u>335,400</u>	<u>-</u>	<u>335,400</u>	<u>4.1%</u>
Total Budget	<u>319,291</u>	<u>322,100</u>	<u>329,400</u>	<u>335,400</u>	<u>-</u>	<u>335,400</u>	<u>4.1%</u>
Total FTE	<u>3.00</u>	<u>3.00</u>	<u>3.00</u>	<u>3.00</u>	<u>-</u>	<u>3.00</u>	<u>0 %</u>

Program Funding Sources	FY 2007 Actual	FY 2008 Adopted	FY 2008 Forecast	FY 2009 Current	FY 2009 Expanded	FY 2009 Adopted	FY 2009 Change
Charges For Services	61	-	-	-	-	-	na
Miscellaneous Revenues	10	-	-	-	-	-	na
Net Cost General Fund	319,221	322,100	329,400	335,400	-	335,400	4.1%
Total Funding	<u>319,291</u>	<u>322,100</u>	<u>329,400</u>	<u>335,400</u>	<u>-</u>	<u>335,400</u>	<u>4.1%</u>

Forecast FY 07/08 - Personal services are \$7,300 greater than budget due to Division Administrators' pay plan reclassification at the beginning of the current year.

**Collier County Government
Fiscal Year 2009 Adopted Budget**

**Public Services Division
County Extension, Education & Training**

Department Budgetary Cost Summary	FY 2007 Actual	FY 2008 Adopted	FY 2008 Forecast	FY 2009 Current	FY 2009 Expanded	FY 2009 Adopted	FY 2009 Change
Personal Services	650,444	574,400	523,800	519,000	-	519,000	(9.6%)
Operating Expense	174,545	183,500	133,200	183,000	-	183,000	(0.3%)
Capital Outlay	29,460	52,200	49,200	-	-	-	(100.0%)
Net Operating Budget	854,448	810,100	706,200	702,000	-	702,000	(13.3%)
Trans to 116 Misc Grant Fd	8,000	-	-	-	-	-	na
Reserves For Contingencies	-	200	-	1,100	-	1,100	450.0%
Reserves For Cash Flow	-	40,000	-	10,300	-	10,300	(74.3%)
Total Budget	862,448	850,300	706,200	713,400	-	713,400	(16.1%)

Appropriations by Program	FY 2007 Actual	FY 2008 Adopted	FY 2008 Forecast	FY 2009 Current	FY 2009 Expanded	FY 2009 Adopted	FY 2009 Change
County Extension, Ed & Training Ct (001)	812,851	783,600	675,900	623,100	-	623,100	(20.5%)
Miscellaneous Grants (116)	36,745	24,000	23,800	57,400	-	57,400	139.2%
University Extension Trust Fund (604)	4,852	2,500	6,500	21,500	-	21,500	760.0%
Total Net Budget	854,448	810,100	706,200	702,000	-	702,000	(13.3%)
Total Transfers and Reserves	8,000	40,200	-	11,400	-	11,400	(71.6%)
Total Budget	862,448	850,300	706,200	713,400	-	713,400	(16.1%)

Department Funding Sources	FY 2007 Actual	FY 2008 Adopted	FY 2008 Forecast	FY 2009 Current	FY 2009 Expanded	FY 2009 Adopted	FY 2009 Change
Intergovernmental Revenues	19,896	-	-	-	-	-	na
Charges For Services	27,341	19,900	22,800	22,700	-	22,700	14.1%
Miscellaneous Revenues	52,597	44,200	75,500	43,900	-	43,900	(0.7%)
Interest/Misc	269	-	-	-	-	-	na
Net Cost General Fund	764,530	747,700	638,600	585,900	-	585,900	(21.6%)
Carry Forward	23,656	38,800	30,500	61,200	-	61,200	57.7%
Negative 5% Revenue Reserve	-	(300)	-	(300)	-	(300)	0 %
Total Funding	888,291	850,300	767,400	713,400	-	713,400	(16.1%)

Department Position Summary	FY 2007 Actual	FY 2008 Adopted	FY 2008 Forecast	FY 2009 Current	FY 2009 Expanded	FY 2009 Adopted	FY 2009 Change
County Extension, Ed & Training Ct (001)	12.00	12.00	12.00	12.00	-	12.00	0 %
Miscellaneous Grants (116)	0.50	0.50	0.50	0.50	-	0.50	0 %
Total FTE	12.50	12.50	12.50	12.50	-	12.50	0 %

**Collier County Government
Fiscal Year 2009 Adopted Budget**

**Public Services Division
County Extension, Education & Training
County Extension, Ed & Training Ct (001)**

Mission Statement

* To assist Collier County Government in reaching its growth management goals through research based practical dedication for its employees and the adult and youth population of Collier County.

* To assist the citizenry to attain knowledge in agriculture, human and natural resources and the life sciences and to make the knowledge accessible to sustain and enhance the quality of human life throughout Collier County.

Program Summary	FY 2009 Total FTE	FY 2009 Budget	FY 2009 Revenues	FY 2009 Net Cost
Departmental Administration/Overhead Fund for departmental administration/fixed overhead.	2.00	254,287	15,200	239,087
4-H Youth Development Providing outreach programming to youth in areas of healthy lifestyles, leadership development and life skills training.	1.50	98,558	-	98,558
Horticulture Provides educational programming that addresses care, maintenance and proper landscape and water conservation practices as well as adaptation and use of Best Management Practices (BMP) in landscapes and gardens.	2.00	136,942	11,000	125,942
Family Consumer Sciences Provides educational programming focused on healthy lifestyles, food safety and family nutrition.	0.40	28,754	-	28,754
Agriculture / Marine Science Promoting sustainability in the agriculture industry and enhancing marine fishery and habitats.	2.00	104,559	11,000	93,559
Unfilled Positions	4.10	-	-	-
Current Level of Service Budget	12.00	623,100	37,200	585,900
Total Adopted Budget	12.00	623,100	37,200	585,900

Program Performance Measures	FY 2007 Actual	FY 2008 Budget	FY 2008 Forecast	FY 2009 Budget
No. of Master Gardener Participants	7,500	8,000	8,500	8,500
No. of Youth Participating in 4-H	2,164	2,705	6,072	6,000

Program Budgetary Cost Summary	FY 2007 Actual	FY 2008 Adopted	FY 2008 Forecast	FY 2009 Current	FY 2009 Expanded	FY 2009 Adopted	FY 2009 Change
Personal Services	629,531	550,600	500,000	486,800	-	486,800	(11.6%)
Operating Expense	155,276	180,800	128,700	136,300	-	136,300	(24.6%)
Capital Outlay	28,044	52,200	47,200	-	-	-	(100.0%)
Net Operating Budget	812,851	783,600	675,900	623,100	-	623,100	(20.5%)
Total Budget	812,851	783,600	675,900	623,100	-	623,100	(20.5%)
Total FTE	12.00	12.00	12.00	12.00	-	12.00	0 %

Program Funding Sources	FY 2007 Actual	FY 2008 Adopted	FY 2008 Forecast	FY 2009 Current	FY 2009 Expanded	FY 2009 Adopted	FY 2009 Change
Intergovernmental Revenues	12,030	-	-	-	-	-	na
Charges For Services	19,386	19,900	22,800	22,700	-	22,700	14.1%
Miscellaneous Revenues	16,904	16,000	14,500	14,500	-	14,500	(9.4%)
Net Cost General Fund	764,530	747,700	638,600	585,900	-	585,900	(21.6%)
Total Funding	812,851	783,600	675,900	623,100	-	623,100	(20.5%)

**Public Services Division
County Extension, Education & Training**

Forecast FY 07/08- Personal services will be \$50,600 below adopted budget. Several employees left and one long-term employee entered the VSIP program during the current year. These vacant positions were frozen per current County Policy.

Operating expenses are anticipated to be \$52,100 below budget. The Multi-County Agent contract position was eliminated at \$30,000 and the Lethal Yellowing Palm program was identified as unsuccessful and thus eliminated. The areas of concern will still be monitored and education will be provided to the homeowners on how to treat the identified problem palms. The elimination of this program saves the County \$20,000 annually.

Current FY 08/09 – Personal services will be below the prior year adopted budget as a full year of the unfilled positions will take place. A full-time Extension Agent was added back to manage the Family Consumer Sciences Programs for FY 09. The University has agreed to fund this position 60% with the County contributing the other 40%. The County Extension, Education & Training Department is funded at 65.8% for personnel.

Operating expenses will be \$44,500 below the prior year adopted budget. This takes into consideration the elimination of the Lethal Palm Yellowing program as well as the Multi-County Agent contract position. The total reduction of these two programs of \$50,000 were off-set slightly by increases in fuel and utilities.

**Collier County Government
Fiscal Year 2009 Adopted Budget**

**Public Services Division
County Extension, Education & Training
Miscellaneous Grants (116)**

Mission Statement

Provide development opportunities for youth in leadership, citizenship, and practical skills as well as other miscellaneous activities needed by the community.

Program Summary	FY 2009 Total FTE	FY 2009 Budget	FY 2009 Revenues	FY 2009 Net Cost
4-H Participation and Recruitment Provide outreach activities to area schools to increase 4-H participation and recruitment.	0.50	51,200	51,200	-
Collier County Boater Educ.	-	6,200	6,200	-
Current Level of Service Budget	<u>0.50</u>	<u>57,400</u>	<u>57,400</u>	<u>-</u>
Total Adopted Budget	<u>0.50</u>	<u>57,400</u>	<u>57,400</u>	<u>-</u>

Program Budgetary Cost Summary	FY 2007 Actual	FY 2008 Adopted	FY 2008 Forecast	FY 2009 Current	FY 2009 Expanded	FY 2009 Adopted	FY 2009 Change
Personal Services	20,913	23,800	23,800	32,200	-	32,200	35.3%
Operating Expense	14,416	200	-	25,200	-	25,200	12,500.0%
Capital Outlay	1,416	-	-	-	-	-	na
Net Operating Budget	<u>36,745</u>	<u>24,000</u>	<u>23,800</u>	<u>57,400</u>	<u>-</u>	<u>57,400</u>	<u>139.2%</u>
Total Budget	<u>36,745</u>	<u>24,000</u>	<u>23,800</u>	<u>57,400</u>	<u>-</u>	<u>57,400</u>	<u>139.2%</u>
Total FTE	<u>0.50</u>	<u>0.50</u>	<u>0.50</u>	<u>0.50</u>	<u>-</u>	<u>0.50</u>	<u>0 %</u>

Program Funding Sources	FY 2007 Actual	FY 2008 Adopted	FY 2008 Forecast	FY 2009 Current	FY 2009 Expanded	FY 2009 Adopted	FY 2009 Change
Intergovernmental Revenues	7,866	-	-	-	-	-	na
Miscellaneous Revenues	24,000	24,000	56,800	24,400	-	24,400	1.7%
Carry Forward	-	-	-	33,000	-	33,000	na
Total Funding	<u>31,866</u>	<u>24,000</u>	<u>56,800</u>	<u>57,400</u>	<u>-</u>	<u>57,400</u>	<u>139.2%</u>

Forecast FY 07/08 - Revenues were increased for the receipt of the additional grant from the 4-H Foundation to pay for an additional part-time 4-H Outreach Coordinator.

Current FY 08/09 – Personal services expenses are for partial funding for a full-time employee to provide 4-H outreach activities. Net cost to the county is approximately \$24,400 for this position.

Revenue FY 08/09 – The grant revenue is from the 4-H Foundation for \$24,400.

During Collier County's final FY 2009 Public Budget Hearing held on September 18, 2008, the Board of County Commissioners (Board) adopted budget resolutions which recognized and appropriated estimated FY 2008 year end balances of approved grant and capital project funds beginning October 1, 2008. In prior years, this action took place in the first month of the new budget year. This action was taken by the Board on September 18, 2008 to ensure that all continuing expense/expenditure appropriations would be available on the first day of the new fiscal year. The impact to this fund was \$33,000.

**Collier County Government
Fiscal Year 2009 Adopted Budget**

**Public Services Division
County Extension, Education & Training
University Extension Trust Fund (604)**

Mission Statement

Our University Extension Trust was created to designate funds to specific programs within the Extension education plan and these funds will be used in furthering the education mission of the Collier County UF/IFAS Extension.

Program Summary	FY 2009 Total FTE	FY 2009 Budget	FY 2009 Revenues	FY 2009 Net Cost
Departmental Administration / Overhead	-	21,500	5,000	16,500
Reserves	-	11,400	27,900	-16,500
Current Level of Service Budget	-	32,900	32,900	-
Total Adopted Budget	-	32,900	32,900	-

Program Budgetary Cost Summary	FY 2007 Actual	FY 2008 Adopted	FY 2008 Forecast	FY 2009 Current	FY 2009 Expanded	FY 2009 Adopted	FY 2009 Change
Operating Expense	4,852	2,500	4,500	21,500	-	21,500	760.0%
Capital Outlay	-	-	2,000	-	-	-	na
Net Operating Budget	4,852	2,500	6,500	21,500	-	21,500	760.0%
Trans to 116 Misc Grant Fd	8,000	-	-	-	-	-	na
Reserves For Contingencies	-	200	-	1,100	-	1,100	450.0%
Reserves For Cash Flow	-	40,000	-	10,300	-	10,300	(74.3%)
Total Budget	12,852	42,700	6,500	32,900	-	32,900	(23.0%)

Program Funding Sources	FY 2007 Actual	FY 2008 Adopted	FY 2008 Forecast	FY 2009 Current	FY 2009 Expanded	FY 2009 Adopted	FY 2009 Change
Charges For Services	7,955	-	-	-	-	-	na
Miscellaneous Revenues	11,693	4,200	4,200	5,000	-	5,000	19.0%
Interest/Misc	269	-	-	-	-	-	na
Carry Forward	23,656	38,800	30,500	28,200	-	28,200	(27.3%)
Negative 5% Revenue Reserve	-	(300)	-	(300)	-	(300)	0 %
Total Funding	43,574	42,700	34,700	32,900	-	32,900	(23.0%)

Forecast FY 07/08 - Operating and capital expenses are \$4,000 over the adopted budget. Extension services expanded a program during the current year and needed to purchase additional supplies and a laptop for field use in the program.

Current 08/09 - Operating expenses will be for the promotion and activities for the AG Tour, Commercial & Urban Horticultural Programs, Florida Yards & Neighborhood Program, Family & Consumer Sciences, and the Yard & Garden Show.

Revenues are estimated contributions from private sources based upon historical contribution levels.

**Collier County Government
Fiscal Year 2009 Adopted Budget**

**Public Services Division
Domestic Animal Control**

Department Budgetary Cost Summary	FY 2007 Actual	FY 2008 Adopted	FY 2008 Forecast	FY 2009 Current	FY 2009 Expanded	FY 2009 Adopted	FY 2009 Change
Personal Services	2,091,791	1,967,300	1,926,500	1,969,000	-	1,969,000	0.1%
Operating Expense	657,729	856,100	861,400	1,006,800	-	1,006,800	17.6%
Capital Outlay	278,956	298,100	297,400	31,600	-	31,600	(89.4%)
Net Operating Budget	3,028,476	3,121,500	3,085,300	3,007,400	-	3,007,400	(3.7%)
Reserves For Contingencies	-	3,800	-	25,200	-	25,200	563.2%
Reserves For Cash Flow	-	110,700	-	148,700	-	148,700	34.3%
Total Budget	3,028,476	3,236,000	3,085,300	3,181,300	-	3,181,300	(1.7%)

Appropriations by Program	FY 2007 Actual	FY 2008 Adopted	FY 2008 Forecast	FY 2009 Current	FY 2009 Expanded	FY 2009 Adopted	FY 2009 Change
Domestic Animal Control (001)	2,988,936	3,049,000	3,003,900	2,942,300	-	2,942,300	(3.5%)
Domestic Animal Services Donations (180)	3,234	4,500	13,400	17,300	-	17,300	284.4%
Neutered/Spay Trust Fund (610)	36,305	68,000	68,000	47,800	-	47,800	(29.7%)
Total Net Budget	3,028,476	3,121,500	3,085,300	3,007,400	-	3,007,400	(3.7%)
Total Transfers and Reserves	-	114,500	-	173,900	-	173,900	51.9%
Total Budget	3,028,476	3,236,000	3,085,300	3,181,300	-	3,181,300	(1.7%)

Department Funding Sources	FY 2007 Actual	FY 2008 Adopted	FY 2008 Forecast	FY 2009 Current	FY 2009 Expanded	FY 2009 Adopted	FY 2009 Change
Licenses & Permits	177,101	186,000	184,000	186,000	-	186,000	0 %
Charges For Services	181,723	180,700	180,900	197,200	-	197,200	9.1%
Fines & Forfeitures	18,867	35,700	20,000	20,000	-	20,000	(44.0%)
Miscellaneous Revenues	24,925	4,600	16,500	20,000	-	20,000	334.8%
Interest/Misc	2,371	-	-	-	-	-	na
Net Cost General Fund	2,663,738	2,706,600	2,678,500	2,600,600	-	2,600,600	(3.9%)
Carry Forward	128,111	125,700	167,000	161,600	-	161,600	28.6%
Negative 5% Revenue Reserve	-	(3,300)	-	(4,100)	-	(4,100)	24.2%
Total Funding	3,196,836	3,236,000	3,246,900	3,181,300	-	3,181,300	(1.7%)

Department Position Summary	FY 2007 Actual	FY 2008 Adopted	FY 2008 Forecast	FY 2009 Current	FY 2009 Expanded	FY 2009 Adopted	FY 2009 Change
Domestic Animal Control (001)	41.00	41.00	41.00	41.00	-	41.00	0 %
Total FTE	41.00	41.00	41.00	41.00	-	41.00	0 %

**Collier County Government
Fiscal Year 2009 Adopted Budget**

**Public Services Division
Domestic Animal Control
Domestic Animal Control (001)**

Mission Statement

To protect Collier County residents and visitors from animal-related injury and zoonotic diseases while promoting responsible pet ownership and humane treatment of animals.

Program Summary	FY 2009 Total FTE	FY 2009 Budget	FY 2009 Revenues	FY 2009 Net Cost
Departmental Administration/Overhead Funding for department administration and fixed department overhead.	4.00	740,429	800	739,629
Health, Safety, and Ordinance Enforcement Investigation and enforcement of all State and local animal laws including, but not limited to, animal cruelty, animal bite investigations for rabies prevention, dangerous dog investigations and investigation of County ordinance violations. Assessment of fines, court citations, and the impoundment of stray animals. Public education programs regarding County ordinances and State statutes and responsible pet ownership. Permitting of animal related businesses within the County. Removal of unclaimed domestic animals from highways. Humane disposition of impounded animals. Maintain records relating to activities and animal dispositions handled by Animal Services including pet licensing.	25.00	1,947,987	340,900	1,607,087
Volunteer/Adoption Program Volunteer Coordinator manages the animal adoption program through an enhanced volunteer program. Volunteers assist with animal lost and found, animal exercise, animal grooming, adoption outreach, remote adoption, foster placements and animal rescue group assistance.	1.00	60,437	-	60,437
In-house Veterinarian Program Maintain in-house vet program to provide health care for sheltered animals and spay/neuter of animals adopted from the shelter as per State Statute.	2.00	193,447	-	193,447
Unfilled Positions	9.00	-	-	-
Current Level of Service Budget	41.00	2,942,300	341,700	2,600,600
Total Adopted Budget	41.00	2,942,300	341,700	2,600,600

Program Performance Measures	FY 2007 Actual	FY 2008 Budget	FY 2008 Forecast	FY 2009 Budget
Adoptable Animals Placed	1,900	2,600	1,900	1,900
Animals Impounded	7,500	8,500	6,800	7,500
Facility Visitors	33,700	45,000	34,400	35,000
Requests for Services	11,000	17,500	11,000	11,000
Volunteer Hours Contributed	3,200	5,000	4,500	4,500

Program Budgetary Cost Summary	FY 2007 Actual	FY 2008 Adopted	FY 2008 Forecast	FY 2009 Current	FY 2009 Expanded	FY 2009 Adopted	FY 2009 Change
Personal Services	2,091,791	1,967,300	1,926,500	1,969,000	-	1,969,000	0.1%
Operating Expense	618,190	784,600	780,000	941,700	-	941,700	20.0%
Capital Outlay	278,956	297,100	297,400	31,600	-	31,600	(89.4%)
Net Operating Budget	2,988,936	3,049,000	3,003,900	2,942,300	-	2,942,300	(3.5%)
Total Budget	2,988,936	3,049,000	3,003,900	2,942,300	-	2,942,300	(3.5%)
Total FTE	41.00	41.00	41.00	41.00	-	41.00	0 %

Program Funding Sources	FY 2007 Actual	FY 2008 Adopted	FY 2008 Forecast	FY 2009 Current	FY 2009 Expanded	FY 2009 Adopted	FY 2009 Change
Licenses & Permits	155,350	161,000	159,000	161,000	-	161,000	0 %
Charges For Services	147,103	145,700	145,900	160,700	-	160,700	10.3%
Fines & Forfeitures	18,867	35,700	20,000	20,000	-	20,000	(44.0%)
Miscellaneous Revenues	3,878	-	500	-	-	-	na
Net Cost General Fund	2,663,738	2,706,600	2,678,500	2,600,600	-	2,600,600	(3.9%)
Total Funding	2,988,936	3,049,000	3,003,900	2,942,300	-	2,942,300	(3.5%)

**Collier County Government
Fiscal Year 2009 Adopted Budget**

**Public Services Division
Domestic Animal Control
Domestic Animal Control (001)**

Forecast FY 07/08 – Personal Services are estimated to be \$40,800 less than budget due to the adoption of the Florida Legislature Tax Reform Package. The savings were funded by freezing vacant positions. The adopted budget contained an allocated reduction of \$90,000 for five positions that were frozen prior to the start of the fiscal year. There have been six more positions frozen for FY 07/08, however, there is an interim director and a fiscal technician currently in place and transfers for their salaries are being made to fund these two positions.

Revenues – The DAS revenue forecast is \$17,000 less than originally budgeted primarily because collection of fines from citations continues to lag. This is due in part to less citation-writing activity as a result of frozen Animal Control Officer positions, and in part to a poor financial return on citations written. Use of a collections service will be implemented to rectify the latter.

Current FY 08/09 – Personal services are increased slightly over the prior year. Two of the positions frozen in FY 08 have been reinstated. The Fiscal Technician position was vacated and frozen in FY 08, but filled temporarily by a Fiscal Technician from Parks and Recreation. For FY 09, the transfer from Parks and Recreation has been made permanent. Similarly, the Director position was vacated and frozen in FY 08, and filled in the interim by an Operations Analyst from Parks and Recreation. For FY 09 the Director position has been funded to allow for interdepartmental repayment of the Operations Analyst personal services expenses to Parks and Recreation. The Domestic Animal Services Department is currently funded at 78.0% for personal services.

Operating expenses are increasing by \$157,100, primarily as a result of the use of inmate labor to perform basic shelter sanitation functions. Funding is requested for a crew of four inmates and one supervising deputy 6 hours per day, 5 days per week, and 8 hours per day, 2 days per week for a total of \$111,600. This program offsets the current loss of manpower associated with three frozen Shelter Technician positions. If funded, personnel expenses (salary and benefits) associated with these three frozen positions would total \$125,500.

Also, \$42,000 will fund postage associated with a new initiative to directly contact animal owners with reminder notices for license renewal. The balance of the increase in operating expense is mainly attributable to increases in the cost of medicines and drugs and medical supplies.

Capital outlay has been significantly reduced to meet budget restrictions. Total request of \$31,600 includes \$20,000 for purchase and installation of a commercial dishwasher to sanitize animal food and water bowls; \$2,000 for a hoist lift for moving large animal cadavers; \$3,000 in fencing improvements for pig pens at the Immokalee shelter; and \$6,600 for 3 replacement 800 MHz radios.

**Collier County Government
Fiscal Year 2009 Adopted Budget**

**Public Services Division
Domestic Animal Control
Neutered/Spay Trust Fund (610)**

Mission Statement

To sterilize all dogs and cats adopted from Domestic Animal Services as required by F.S. 823.15.

Program Summary	FY 2009 Total FTE	FY 2009 Budget	FY 2009 Revenues	FY 2009 Net Cost
Neutered or Spayed Program	-	47,800	61,500	-13,700
Ensure all animals adopted from Domestic Animal Services are neutered or spayed. Collect a required fee to be applied to the total cost of the neuter or spay. Resolution 96-63 established the procedure.				
Reserves	-	151,100	137,400	13,700
Current Level of Service Budget	-	198,900	198,900	-
Total Adopted Budget	-	198,900	198,900	-

Program Budgetary Cost Summary	FY 2007 Actual	FY 2008 Adopted	FY 2008 Forecast	FY 2009 Current	FY 2009 Expanded	FY 2009 Adopted	FY 2009 Change
Operating Expense	36,305	68,000	68,000	47,800	-	47,800	(29.7%)
Net Operating Budget	36,305	68,000	68,000	47,800	-	47,800	(29.7%)
Reserves For Contingencies	-	3,500	-	2,400	-	2,400	(31.4%)
Reserves For Cash Flow	-	110,700	-	148,700	-	148,700	34.3%
Total Budget	36,305	182,200	68,000	198,900	-	198,900	9.2%

Program Funding Sources	FY 2007 Actual	FY 2008 Adopted	FY 2008 Forecast	FY 2009 Current	FY 2009 Expanded	FY 2009 Adopted	FY 2009 Change
Licenses & Permits	21,751	25,000	25,000	25,000	-	25,000	0 %
Charges For Services	34,620	35,000	35,000	36,500	-	36,500	4.3%
Miscellaneous Revenues	125	-	-	-	-	-	na
Interest/Misc	1,350	-	-	-	-	-	na
Carry Forward	128,111	125,200	148,500	140,500	-	140,500	12.2%
Negative 5% Revenue Reserve	-	(3,000)	-	(3,100)	-	(3,100)	3.3%
Total Funding	185,957	182,200	208,500	198,900	-	198,900	9.2%

FY 08/09 - Current operating expenses are expected to be \$20,200 less than the previous year in accordance with a goal to perform as many surgeries as possible in house.

**Collier County Government
Fiscal Year 2009 Adopted Budget**

**Public Services Division
Domestic Animal Control
Domestic Animal Services Donations (180)**

Mission Statement

To solicit, receive, and expend private or community donations for the purpose of improving the lives of domestic animals in Collier County.

Program Summary	FY 2009 Total FTE	FY 2009 Budget	FY 2009 Revenues	FY 2009 Net Cost
Departmental Administration / Overhead	-	17,300	20,000	-2,700
Reserves	-	22,800	20,100	2,700
Current Level of Service Budget	-	40,100	40,100	-
Total Adopted Budget	-	40,100	40,100	-

Program Budgetary Cost Summary	FY 2007 Actual	FY 2008 Adopted	FY 2008 Forecast	FY 2009 Current	FY 2009 Expanded	FY 2009 Adopted	FY 2009 Change
Operating Expense	3,234	3,500	13,400	17,300	-	17,300	394.3%
Capital Outlay	-	1,000	-	-	-	-	(100.0%)
Net Operating Budget	3,234	4,500	13,400	17,300	-	17,300	284.4%
Reserves For Contingencies	-	300	-	22,800	-	22,800	7,500.0%
Total Budget	3,234	4,800	13,400	40,100	-	40,100	735.4%

Program Funding Sources	FY 2007 Actual	FY 2008 Adopted	FY 2008 Forecast	FY 2009 Current	FY 2009 Expanded	FY 2009 Adopted	FY 2009 Change
Miscellaneous Revenues	20,922	4,600	16,000	20,000	-	20,000	334.8%
Interest/Misc	1,021	-	-	-	-	-	na
Carry Forward	-	500	18,500	21,100	-	21,100	4,120.0%
Negative 5% Revenue Reserve	-	(300)	-	(1,000)	-	(1,000)	233.3%
Total Funding	21,943	4,800	34,500	40,100	-	40,100	735.4%

FY 07/08 - Forecast operating expenses reflect expenditures associated with producing the DAS signature fund raising event, Howl-A-Day Jubilee. Likewise, forecast revenues represent funds raised from that event.

FY 08/09 - Current operating expenses reflect Howl-A-Day Jubilee expenses as well as funding for special medical care for animals in DAS custody.

Revenues reflect funds raised from Howl-A-Day Jubilee and general donations.

**Collier County Government
Fiscal Year 2009 Adopted Budget**

**Public Services Division
Housing and Human Services Department**

Department Budgetary Cost Summary	FY 2007 Actual	FY 2008 Adopted	FY 2008 Forecast	FY 2009 Current	FY 2009 Expanded	FY 2009 Adopted	FY 2009 Change
Personal Services	2,081,421	893,400	2,747,800	988,700	-	988,700	10.7%
Operating Expense	4,836,679	4,342,900	5,291,700	11,281,400	-	11,281,400	159.8%
Indirect Cost Reimburs	400	300	300	400	-	400	33.3%
Capital Outlay	37,006	3,000	-	-	-	-	(100.0%)
Grants and Aid	6,799,948	917,600	6,624,500	5,757,600	-	5,757,600	527.5%
Remittances	2,879,013	-	3,226,700	5,472,100	-	5,472,100	na
Net Operating Budget	16,634,467	6,157,200	17,891,000	23,500,200	-	23,500,200	281.7%
Non Cash Year End Entry	6,032	-	-	-	-	-	na
Trans to 114 Pollutn Ctrl Fd	92,789	-	-	-	-	-	na
Reserves For Contingencies	-	336,100	-	344,700	-	344,700	2.6%
Total Budget	16,733,288	6,493,300	17,891,000	23,844,900	-	23,844,900	267.2%

Appropriations by Program	FY 2007 Actual	FY 2008 Adopted	FY 2008 Forecast	FY 2009 Current	FY 2009 Expanded	FY 2009 Adopted	FY 2009 Change
Adoption Awareness Vehicle Tags (170)	32,699	30,300	300	92,900	-	92,900	206.6%
Community Develop Block Grant & Home Invest(121)	3,642,165	-	4,142,400	12,316,000	-	12,316,000	na
David Lawrence Center, Inc. (001)	881,400	917,600	917,600	899,300	-	899,300	(2.0%)
Operational Support & Housing (111)	190,919	256,300	243,200	219,300	-	219,300	(14.4%)
Retired & Senior Voluntr Prog RSVP (116)	113,431	97,500	59,100	159,600	-	159,600	63.7%
Services for Seniors Program (123)	1,608,245	54,200	1,650,200	1,855,700	-	1,855,700	3,323.8%
Social Services Program (001)	4,257,489	4,801,300	4,734,000	4,684,600	-	4,684,600	(2.4%)
State Housing Incentives Part SHIP (191)	5,908,120	-	6,144,200	3,272,800	-	3,272,800	na
Total Net Budget	16,634,467	6,157,200	17,891,000	23,500,200	-	23,500,200	281.7%
Total Transfers and Reserves	98,821	336,100	-	344,700	-	344,700	2.6%
Total Budget	16,733,288	6,493,300	17,891,000	23,844,900	-	23,844,900	267.2%

Department Funding Sources	FY 2007 Actual	FY 2008 Adopted	FY 2008 Forecast	FY 2009 Current	FY 2009 Expanded	FY 2009 Adopted	FY 2009 Change
Intergovernmental Revenues	9,081,054	142,000	28,467,500	136,100	-	136,100	(4.2%)
Charges For Services	792,075	80,000	976,800	68,000	-	68,000	(15.0%)
Miscellaneous Revenues	231,903	6,000	115,500	29,000	-	29,000	383.3%
Interest/Misc	362,102	800	-	-	-	-	(100.0%)
Reimb From Other Depts	33,698	-	-	-	-	-	na
Net Cost General Fund	5,096,944	5,718,900	5,627,600	5,559,900	-	5,559,900	(2.8%)
Net Cost MSTD General Fund	135,899	170,300	106,200	146,300	-	146,300	(14.1%)
Trans fm 001 Gen Fund	166,800	176,500	174,100	161,800	-	161,800	(8.3%)
Trans fm Trust & Agcy Fds	8,000	-	-	-	-	-	na
Carry Forward	3,521,999	199,800	168,100	17,744,800	-	17,744,800	8,781.3%
Negative 5% Revenue Reserve	-	(1,000)	-	(1,000)	-	(1,000)	0 %
Total Funding	19,430,473	6,493,300	35,635,800	23,844,900	-	23,844,900	267.2%

**Collier County Government
Fiscal Year 2009 Adopted Budget**

**Public Services Division
Housing and Human Services Department**

Department Position Summary	FY 2007 Actual	FY 2008 Adopted	FY 2008 Forecast	FY 2009 Current	FY 2009 Expanded	FY 2009 Adopted	FY 2009 Change
Social Services Program (001)	8.50	8.50	8.50	8.25	-	8.25	(2.9%)
Retired & Senior Voluntr Prog RSVP (116)	1.50	1.50	1.50	1.50	-	1.50	0 %
Services for Seniors Program (123)	8.50	8.50	13.10	13.15	-	13.15	54.7%
Community Develop Block Grant & Home Invest(121)	8.00	8.00	8.00	8.05	-	8.05	0.6%
State Housing Incentives Part SHIP (191)	2.00	2.00	2.00	2.15	-	2.15	7.5%
Operational Support & Housing (111)	2.00	2.00	2.00	2.00	-	2.00	0 %
Total FTE	30.50	30.50	35.10	35.10	-	35.10	15.1%

**Collier County Government
Fiscal Year 2009 Adopted Budget**

**Public Services Division
Housing and Human Services Department
Social Services Program (001)**

Mission Statement

Our professional staff provides a range of high quality, medical case management services to eligible citizens of Collier County as required by Florida Statutes 125.01, 409.267, 154.308, 245.06, and 415.407. These services are either state mandated, emergency/short-term medical, or general assistance that support community members in restoring self-sufficiency, providing rehabilitation, and returning them to their previously achieved levels of productivity. These services seek to meet the minimum needs required for health and decency, according to available funding and Board of County Commissioners' policy and philosophy.

Program Summary	FY 2009 Total FTE	FY 2009 Budget	FY 2009 Revenues	FY 2009 Net Cost
Department Administration/Overhead Funding for departmental administration and fixed departmental overhead.	1.75	242,241	-	242,241
Medicaid County Billing Medicaid County expenses for Inpatient Hospital and Nursing Home care determined by Florida Statute 409.267.	0.50	1,828,592	-	1,828,592
Indigent Burials and Abused Children Exams Provide burial/cremation services to Collier County residents, as required by Florida Statute 245.06, and medical exams to residents as required by Florida Statute 415.407(4).	0.50	180,981	-	180,981
Medical Assistance As identified in Florida Statute 125.01, provide one-time emergency financial assistance to persons in order to return them to self-sufficiency, self-supporting, productive members of Collier County. Out-of-County Hospital Care as determined by Florida Statute 154.308 and Health Care Responsibility Act (HCRA).	2.00	1,546,507	12,000	1,534,507
Medication Assistance As identified in Florida Statute 125.01, provide short-term assistance to elderly, poverty level, uninsured county residents to alleviate illness and prolonged disabilities.	1.50	663,015	12,000	651,015
Information and Referral As identified in Florida Statute 125.01, provide information to services that meet the needs of the citizens in order to provide assistance.	0.50	29,283	-	29,283
Shelter and Welfare As identified in Florida Statute 125.01, provide assistance to individuals who are temporarily disabled or without income to prevent homelessness or eviction from their home.	0.50	193,981	-	193,981
Unfilled Positions	1.00	-	-	-
Current Level of Service Budget	8.25	4,684,600	24,000	4,660,600
Total Adopted Budget	8.25	4,684,600	24,000	4,660,600

Program Performance Measures	FY 2007 Actual	FY 2008 Budget	FY 2008 Forecast	FY 2009 Budget
# of client contacts Information/Referral	16,105	16,300	16,300	16,500
# of clients using medical and prescription services	4,668	5,100	5,100	5,225

Program Budgetary Cost Summary	FY 2007 Actual	FY 2008 Adopted	FY 2008 Forecast	FY 2009 Current	FY 2009 Expanded	FY 2009 Adopted	FY 2009 Change
Personal Services	629,491	605,600	605,600	586,800	-	586,800	(3.1%)
Operating Expense	3,600,846	4,192,700	4,128,400	4,097,800	-	4,097,800	(2.3%)
Capital Outlay	27,152	3,000	-	-	-	-	(100.0%)
Net Operating Budget	4,257,489	4,801,300	4,734,000	4,684,600	-	4,684,600	(2.4%)
Total Budget	4,257,489	4,801,300	4,734,000	4,684,600	-	4,684,600	(2.4%)
Total FTE	8.50	8.50	8.50	8.25	-	8.25	(2.9%)

**Collier County Government
Fiscal Year 2009 Adopted Budget**

**Public Services Division
Housing and Human Services Department
Social Services Program (001)**

Program Funding Sources	FY 2007 Actual	FY 2008 Adopted	FY 2008 Forecast	FY 2009 Current	FY 2009 Expanded	FY 2009 Adopted	FY 2009 Change
Miscellaneous Revenues	8,247	-	24,000	24,000	-	24,000	na
Reimb From Other Depts	33,698	-	-	-	-	-	na
Net Cost General Fund	4,215,544	4,801,300	4,710,000	4,660,600	-	4,660,600	(2.9%)
Total Funding	4,257,489	4,801,300	4,734,000	4,684,600	-	4,684,600	(2.4%)

Note: Housing Services was part of the Community Development and Environmental Services reorganization in the prior FY. As a result, the title of the Department was changed to Housing and Human Services and this Department now includes Community Development Block Grant & Home Investment Fund (121); State Housing Incentives Part (SHIP) Fund (191) and Operational Support and Housing from fund (111).

Forecast 07/08 - Operating expenses will be below budget by \$64,300 due to reduced spending for client medicines, drugs and personal care items.

Capital Outlay was planned at \$3,000 for data processing equipment and this will not be purchased as planned.

Revenues include receipt of patient co-pays from clients for services at the clinic. This was just started in the prior year and no budget was put into place until there was some history. Total receipts for the year are anticipated to be \$24,000.

Current FY 08/09 - Personal services decreased from the prior year due to the adoption of the Florida Legislature Tax Reform Packages. These savings are funded by freezing current vacancies. The Social Services Program is funded at 87.8% for personnel.

Operating expenses are decreasing by \$94,900 with the cuts being made to medicines and drugs for clients of \$25,000 and a reduction to the level of service provided to patients in hospitals of \$65,000. The remaining decrease consists of many small cost savings.

Note: The Low Income Program (LIP), formerly known as the Upper Payment Limit Program (UPL) will supplement County general funds by providing a 17.5% match to local government dollars. Only selected programs within the Medical Assistance Category are eligible for this program. Total County General Fund Revenue net cost for these programs is \$811,126 with a LIP funding of \$141,947 for a total contribution of \$953,073.

**Collier County Government
Fiscal Year 2009 Adopted Budget**

**Public Services Division
Housing and Human Services Department
David Lawrence Center, Inc. (001)**

Mission Statement

To provide for the local match as described in Florida Administrative Code 65E-14.005 requirement provided for the State portion funding of community mental health centers.

Program Summary	FY 2009 Total FTE	FY 2009 Budget	FY 2009 Revenues	FY 2009 Net Cost
Crisis Stabilization Unit - Adults Provide brief voluntary and involuntary evaluation and treatment for individuals experiencing a psychiatric crisis in a non-hospital, inpatient mental health unit.	-	593,000	-	593,000
Medical Services Help clients achieve and maintain mental and emotional stability through client evaluation and assessment, medication management, and ongoing consultation.	-	141,000	-	141,000
Detoxification Provide a short-term medical detoxification program to individuals who voluntarily seek treatment. Individual and group counseling, discharge planning, referrals for sober supports, and aftercare are key elements in the treatment process. The unit currently has 12 beds.	-	36,000	-	36,000
Comprehensive Community Service Teams Provide funding for a comprehensive Community Service Team which serves the severe and persistently ill.	-	129,300	-	129,300
Current Level of Service Budget	-	899,300	-	899,300
Total Adopted Budget	-	899,300	-	899,300

Program Performance Measures	FY 2007 Actual	FY 2008 Budget	FY 2008 Forecast	FY 2009 Budget
Average post admission annual number of days worked for pay will be at least - (Applies to Bridges & Case Mgmt)	80	50	85	80
Median length of stay will be equal to or less than (Applies to Crisis Stabilization Unit)	4.20	5.00	2.50	3.00

Program Budgetary Cost Summary	FY 2007 Actual	FY 2008 Adopted	FY 2008 Forecast	FY 2009 Current	FY 2009 Expanded	FY 2009 Adopted	FY 2009 Change
Grants and Aid	881,400	917,600	917,600	899,300	-	899,300	(2.0%)
Net Operating Budget	881,400	917,600	917,600	899,300	-	899,300	(2.0%)
Total Budget	881,400	917,600	917,600	899,300	-	899,300	(2.0%)

Program Funding Sources	FY 2007 Actual	FY 2008 Adopted	FY 2008 Forecast	FY 2009 Current	FY 2009 Expanded	FY 2009 Adopted	FY 2009 Change
Net Cost General Fund	881,400	917,600	917,600	899,300	-	899,300	(2.0%)
Total Funding	881,400	917,600	917,600	899,300	-	899,300	(2.0%)

Current FY 08/09 – The Low Income Program (LIP) (formerly referred to as the UPL Program) will supplement County general funds by providing a 17.5% match to local government dollars. The County's contribution of \$899,300 will be supplemented by the LIP contribution of \$157,378 for total program funding of \$1,056,678 which is \$44,442 less in total funding than provided in the prior fiscal year.

The David Lawrence Center has discontinued the Bridges program and will utilize County funding to fund the comprehensive Community Service Team which serves the severe and persistently ill.

David Lawrence Center has increased its budget for Crisis stabilization as they have lost a significant amount of State funding for these services. A result of this increase is a significant decrease to Medical Services and the Detoxification programs.

**Collier County Government
Fiscal Year 2009 Adopted Budget**

**Public Services Division
Housing and Human Services Department
Retired & Senior Voluntr Prog RSVP (116)**

Mission Statement

The RSVP program is the only link in Collier County to match volunteers with agencies requesting senior volunteers to help serve the needs of the community. As sponsor of the program, Collier County Government is able to implement a more comprehensive volunteer program within County Government thereby reducing salary costs to the County.

Program Summary	FY 2009 Total FTE	FY 2009 Budget	FY 2009 Revenues	FY 2009 Net Cost
Retired and Senior Volunteer Program (RSVP) Federal Grant Grant program sponsored by Collier County Government whereby retirees contribute time and expertise to the community.	1.00	127,700	66,100	61,600
Marco Affordable Housing Grant	-	31,900	78,100	-46,200
Unfilled Positions (FTE's) Unfilled Positions	0.50	-	-	-
Transfers	-	-	15,400	-15,400
Current Level of Service Budget	1.50	159,600	159,600	-
Total Adopted Budget	1.50	159,600	159,600	-

Program Performance Measures	FY 2007 Actual	FY 2008 Budget	FY 2008 Forecast	FY 2009 Budget
Number of Registered Volunteers	778	785	780	820
Total Hours of Service to Collier County	4,454	6,400	4,899	5,150
Total Hours Serviced by Volunteers	67,619	75,100	74,380	78,200

Program Budgetary Cost Summary	FY 2007 Actual	FY 2008 Adopted	FY 2008 Forecast	FY 2009 Current	FY 2009 Expanded	FY 2009 Adopted	FY 2009 Change
Personal Services	80,256	88,200	49,800	70,000	-	70,000	(20.6%)
Operating Expense	31,133	9,300	9,300	89,600	-	89,600	863.4%
Capital Outlay	2,041	-	-	-	-	-	na
Net Operating Budget	113,431	97,500	59,100	159,600	-	159,600	63.7%
Trans to 114 Pollutn Ctrl Fd	92,789	-	-	-	-	-	na
Total Budget	206,220	97,500	59,100	159,600	-	159,600	63.7%
Total FTE	1.50	1.50	1.50	1.50	-	1.50	0 %

Program Funding Sources	FY 2007 Actual	FY 2008 Adopted	FY 2008 Forecast	FY 2009 Current	FY 2009 Expanded	FY 2009 Adopted	FY 2009 Change
Intergovernmental Revenues	67,312	67,400	67,400	66,100	-	66,100	(1.9%)
Charges For Services	44,848	-	42,100	-	-	-	na
Miscellaneous Revenues	1,951	-	-	-	-	-	na
Interest/Misc	2,025	-	-	-	-	-	na
Trans fm 001 Gen Fund	25,800	30,100	27,700	15,400	-	15,400	(48.8%)
Trans fm Trust & Agcy Fds	8,000	-	-	-	-	-	na
Carry Forward	531,802	-	-	78,100	-	78,100	na
Total Funding	681,740	97,500	137,200	159,600	-	159,600	63.7%

**Public Services Division
Housing and Human Services Department**

Forecast FY 07/08 - Personal services are below adopted budget. The part-time clerical position funded by the General Fund was vacated and frozen at the beginning of the fiscal year, generating savings of \$21,000. Additionally, the RSVP Coordinator elected to participate in the VSIP and that position was vacant for part of the year.

The transfer from the General Fund will be reduced to \$27,700, the actual amount needed to fund the remaining planned expenditures as approved in the prior year budget, plus the one-time VSIP payout.

Revenue FY 08/09 – The grant award is anticipated to be \$66,100, which is slightly below the FY 07/08 grant. The General Fund transfer of \$15,400 will contribute to operating expenses of \$11,500 and a small contribution toward the Grant Program position of \$3,900.

During Collier County's final FY 2009 Public Budget Hearing held on September 18, 2008, the Board of County Commissioners (Board) adopted budget resolutions which recognized and appropriated estimated FY 2008 year end balances of approved grant and capital project funds beginning October 1, 2008. In prior years, this action took place in the first month of the new budget year. This action was taken by the Board on September 18, 2008 to ensure that all continuing expense/expenditure appropriations would be available on the first day of the new fiscal year. The impact to this fund was \$78,100.

**Collier County Government
Fiscal Year 2009 Adopted Budget**

**Public Services Division
Housing and Human Services Department
Services for Seniors Program (123)**

Mission Statement

To assist those frail, elderly Collier County residents in greatest medical, economic and social need to remain in their homes as long as possible and to improve or maintain their quality of life by preventing premature institutionalization.

Program Summary	FY 2009 Total FTE	FY 2009 Budget	FY 2009 Revenues	FY 2009 Net Cost
Community Care for the Elderly Grant	4.30	1,072,000	97,100	974,900
Older Americans' Act Older Americans' Act - Title III-B, III-C1, III-C2, and III-E Grants	8.35	820,300	49,300	771,000
Medicaid Waiver	0.50	109,800	50,000	59,800
Reserves / Carryforward	-	196,900	2,002,600	-1,805,700
Current Level of Service Budget	13.15	2,199,000	2,199,000	-
Total Adopted Budget	13.15	2,199,000	2,199,000	-

Program Performance Measures	FY 2007 Actual	FY 2008 Budget	FY 2008 Forecast	FY 2009 Budget
Number of Clients Served	1,033	1,216	870	863
Number of Service Units Provided	134,322	153,711	120,017	119,626

Program Budgetary Cost Summary	FY 2007 Actual	FY 2008 Adopted	FY 2008 Forecast	FY 2009 Current	FY 2009 Expanded	FY 2009 Adopted	FY 2009 Change
Personal Services	613,874	36,500	577,000	41,300	-	41,300	13.2%
Operating Expense	956,824	17,700	989,800	1,814,400	-	1,814,400	10,150.8%
Remittances	37,547	-	83,400	-	-	-	na
Net Operating Budget	1,608,245	54,200	1,650,200	1,855,700	-	1,855,700	3,323.8%
Reserves For Contingencies	-	334,300	-	343,300	-	343,300	2.7%
Total Budget	1,608,245	388,500	1,650,200	2,199,000	-	2,199,000	466.0%
Total FTE	8.50	8.50	13.10	13.15	-	13.15	54.7%

Program Funding Sources	FY 2007 Actual	FY 2008 Adopted	FY 2008 Forecast	FY 2009 Current	FY 2009 Expanded	FY 2009 Adopted	FY 2009 Change
Intergovernmental Revenues	1,420,253	54,600	3,305,600	50,000	-	50,000	(8.4%)
Miscellaneous Revenues	34,757	-	27,000	-	-	-	na
Interest/Misc	1,017	-	-	-	-	-	na
Trans fm 001 Gen Fund	141,000	146,400	146,400	146,400	-	146,400	0 %
Carry Forward	185,822	187,500	173,800	2,002,600	-	2,002,600	968.1%
Total Funding	1,782,850	388,500	3,652,800	2,199,000	-	2,199,000	466.0%

**Public Services Division
Housing and Human Services Department**

Forecast FY 07/08 - Personal Services increased by 4.6 FTE's per Board action to approve the in-house management of the Services for Senior's meals program by agenda item 16D37 on January 15, 2008. The prior contract service provider decided not to renew their contract and in order to keep the program active, Housing and Human Service Department has hired the required staff and rented the facility to provide this continued service. This program is paid for by grant funding from the Older American Act.

The total forecast of personal services and operating expenses are the combination of two years of grant funding. The Federal and State grants are on a July 1 to June 30 fiscal year cycle as opposed to the County's fiscal year. These amounts represent the total dollars that will be spent for Senior grant programs during the 07/08 Fiscal year.

Current FY 08/09 – Personal Services and operating expenses of \$50,000 are to administer the Medicaid Waivers program.

The Services for Seniors reserve in fund (123) is made up of several years of residual revenue from the grant programs. These funds will be used to offset any significant reduction in State funding so as to allow the Services for Seniors program to continue providing services to Collier County's elderly residents. The target for reserve accumulation is to eventually reach the approximation of one-year's funding level, which is currently \$1.6 million.

Revenue FY 08/09 - There is \$50,000 budgeted for the Medicaid Waivers grant, which requires no County match. The \$146,400 transfer from the General Fund is to match the Community Care for the Elderly Grant and the Older American's Act Grant.

During Collier County's final FY 2009 Public Budget Hearing held on September 18, 2008, the Board of County Commissioners (Board) adopted budget resolutions which recognized and appropriated estimated FY 2008 year end balances of approved grant and capital project funds beginning October 1, 2008. In prior years, this action took place in the first month of the new budget year. This action was taken by the Board on September 18, 2008 to ensure that all continuing expense/expenditure appropriations would be available on the first day of the new fiscal year. The impact to this fund was \$1,805,700.

**Collier County Government
Fiscal Year 2009 Adopted Budget**

**Public Services Division
Housing and Human Services Department
Adoption Awareness Vehicle Tags (170)**

Mission Statement

Accounts for the County's portion of Choose Life License Plate sales revenue which is distributed to nongovernmental, not-for-profit agencies that provide free counseling and services to pregnant women who are committed to placing their children for adoption.

Program Summary	FY 2009 Total FTE	FY 2009 Budget	FY 2009 Revenues	FY 2009 Net Cost
Adoption Awareness Counseling	-	92,900	20,000	72,900
Through a contract with a private non-profit agency, provide free counseling and services to pregnant women who will place their children for adoption.				
Miscellaneous/Reserves/	-	1,400	74,300	-72,900
Current Level of Service Budget	-	94,300	94,300	-
Total Adopted Budget	-	94,300	94,300	-

Program Budgetary Cost Summary	FY 2007 Actual	FY 2008 Adopted	FY 2008 Forecast	FY 2009 Current	FY 2009 Expanded	FY 2009 Adopted	FY 2009 Change
Operating Expense	32,299	30,000	-	92,500	-	92,500	208.3%
Indirect Cost Reimburs	400	300	300	400	-	400	33.3%
Net Operating Budget	32,699	30,300	300	92,900	-	92,900	206.6%
Non Cash Year End Entry	6,032	-	-	-	-	-	na
Reserves For Contingencies	-	1,800	-	1,400	-	1,400	(22.2%)
Total Budget	38,731	32,100	300	94,300	-	94,300	193.8%

Program Funding Sources	FY 2007 Actual	FY 2008 Adopted	FY 2008 Forecast	FY 2009 Current	FY 2009 Expanded	FY 2009 Adopted	FY 2009 Change
Intergovernmental Revenues	-	20,000	21,800	20,000	-	20,000	0 %
Miscellaneous Revenues	-	-	59,500	-	-	-	na
Interest/Misc	1,419	800	-	-	-	-	(100.0%)
Carry Forward	31,849	12,300	(5,700)	75,300	-	75,300	512.2%
Negative 5% Revenue Reserve	-	(1,000)	-	(1,000)	-	(1,000)	0 %
Total Funding	33,268	32,100	75,600	94,300	-	94,300	193.8%

Current FY 08/09 – Revenues and expenses are based on projected sales of Choose Life license plates. Funds received are distributed to the contracted agency to provide counseling and services for pregnant women.

During Collier County's final FY 2009 Public Budget Hearing held on September 18, 2008, the Board of County Commissioners (Board) adopted budget resolutions which recognized and appropriated estimated FY 2008 year end balances of approved grant and capital project funds beginning October 1, 2008. In prior years, this action took place in the first month of the new budget year. This action was taken by the Board on September 18, 2008 to ensure that all continuing expense/expenditure appropriations would be available on the first day of the new fiscal year. The impact to this fund was \$71,500.

**Collier County Government
Fiscal Year 2009 Adopted Budget**

**Public Services Division
Housing and Human Services Department
Community Develop Block Grant & Home Invest(121)**

Mission Statement

The mission of the Collier County Housing and Human Services Department's grants and affordable housing programs are to meet the community needs by facilitating the creation of affordable housing opportunities, the improvement of communities, and the sustainability of neighborhoods. These goals and objectives will be met by working collaboratively with non-profit groups, governmental agencies, and public/private coalitions to coordinate activities and effectively leverage the resources available to the entire county.

Program Summary	FY 2009 Total FTE	FY 2009 Budget	FY 2009 Revenues	FY 2009 Net Cost
Departmental Administration/Overhead/Projects	8.05	12,316,000	12,316,000	-
Current Level of Service Budget	8.05	12,316,000	12,316,000	-
Total Adopted Budget	8.05	12,316,000	12,316,000	-

Program Performance Measures	FY 2007 Actual	FY 2008 Budget	FY 2008 Forecast	FY 2009 Budget
Number of housing rehabilitation assistance to low to moderate income households	34	38	43	50
Number of rental assistance to very low and low income households	38	38	46	50

Program Budgetary Cost Summary	FY 2007 Actual	FY 2008 Adopted	FY 2008 Forecast	FY 2009 Current	FY 2009 Expanded	FY 2009 Adopted	FY 2009 Change
Personal Services	430,012	-	1,161,200	140,100	-	140,100	na
Operating Expense	91,605	-	45,900	4,997,800	-	4,997,800	na
Capital Outlay	7,813	-	-	-	-	-	na
Grants and Aid	271,269	-	150,000	2,245,000	-	2,245,000	na
Remittances	2,841,466	-	2,785,300	4,933,100	-	4,933,100	na
Net Operating Budget	3,642,165	-	4,142,400	12,316,000	-	12,316,000	na
Total Budget	3,642,165	-	4,142,400	12,316,000	-	12,316,000	na
Total FTE	8.00	8.00	8.00	8.05	-	8.05	0.6%

Program Funding Sources	FY 2007 Actual	FY 2008 Adopted	FY 2008 Forecast	FY 2009 Current	FY 2009 Expanded	FY 2009 Adopted	FY 2009 Change
Intergovernmental Revenues	3,548,188	-	16,458,400	-	-	-	na
Charges For Services	8,915	-	-	-	-	-	na
Miscellaneous Revenues	91,236	-	-	-	-	-	na
Carry Forward	196,188	-	-	12,316,000	-	12,316,000	na
Total Funding	3,844,528	-	16,458,400	12,316,000	-	12,316,000	na

**Public Services Division
Housing and Human Services Department**

The table on the following page illustrates available budget dollars dedicated to the various Community Development Block Grant (CDBG) Programs administered by the County. The CDBG Program does not coincide with the County's fiscal year and thus budget amendments are processed each year to establish budget within the accounting system. The Columns labeled Home Grant FY 08 Amended Budget, CDBG FY 08 Amended Budget, Disaster Recovery FY 08 Amended Budget, COC FY 08 Amended Budget and ESG FY 08 Amended Budget represent all previous grant programs approved by the BCC where available budget exists in the accounting system. These programs are in various stages of implementation and date back to July 1, 2002. Staff is currently administering 48 distinct grant projects under the CDBG umbrella previously approved by the Board of County Commissioners. A small portion (.05 FTE) of the Director's salary was allocated to CDBG for FY 08/09.

The Board of County Commissioners will be presented with the current CDBG programs for their approval prior to the July 1, 2008 start date. Programs with a July 1, 2008 heading are labeled above the appropriate grant columns.

Cumulatively, the Total Program FY 08 Forecast Column depicts all current and previous grant programs with available budget that are in the accounting system.

During Collier County's final FY 2009 Public Budget Hearing held on September 18, 2008, the Board of County Commissioners (Board) adopted budget resolutions which recognized and appropriated estimated FY 2008 year end balances of approved grant and capital project funds beginning October 1, 2008. In prior years, this action took place in the first month of the new budget year. This action was taken by the Board on September 18, 2008 to ensure that all continuing expense/expenditure appropriations would be available on the first day of the new fiscal year. The impact to this fund was \$12,316,000.

**Fiscal Year 2009 Adopted Budget
Collier County Government**

**COMMUNITY DEVELOPMENT BLOCK GRANT (CDBG)
Fund 121**

PROGRAM	HOME Grant FY 08 Amended	CDBG Grant FY 08 Amended	Disaster Recovery FY 08 Amended	COC FY 08 Amended	ESG FY 08 Amended	1-Jul-08 HOME Grant	1-Jul-08 CDBG Grant	1-Jul-08 Emerg. Shelter Grant	1-Jul-08 COC Grant	Total Program FY08 Forecast
Personal Services	\$ 50,457	\$ 515,527	\$ 202,237	\$ -	\$ -	\$ 64,938	\$ 328,036	\$ -	\$ -	\$ 1,161,200
Operating Expenses	(1,406)	(143,290)	59,396	29,642	-	1,500	100,000	-	-	45,900
Capital	-	-	-	-	-	-	-	-	-	-
Remittances	1,060,028	2,811,310	4,882,243	540,402	98,012	597,945	1,712,144	95,197	217,645	\$ 12,015,000
TOTAL	\$ 1,109,079	\$ 3,183,547	\$ 5,143,876	\$ 570,044	\$ 98,012	\$ 664,383	\$ 2,140,180	\$ 95,197	\$ 217,645	\$ 13,222,100
CDBG GRANT	\$ -	\$ 3,183,547	\$ -	\$ -	\$ -	\$ -	\$ 2,140,180	\$ -	\$ -	\$ 5,323,800
Emergency Shelter Grant	-	-	-	-	98,012	-	-	95,197	-	193,200
Continuum of Care Grant	-	-	-	570,044	-	-	-	-	217,645	787,800
HOME Grant	1,109,079	-	-	-	-	664,383	-	-	-	1,773,400
Disaster Recovery	-	-	5,143,876	-	-	-	-	-	-	\$ 5,143,900
TOTAL	\$ 1,109,079	\$ 3,183,547	\$ 5,143,876	\$ 570,044	\$ 98,012	\$ 664,383	\$ 2,140,180	\$ 95,197	\$ 217,645	\$ 13,222,100

**Collier County Government
Fiscal Year 2009 Adopted Budget**

**Public Services Division
Housing and Human Services Department
State Housing Incentives Part SHIP (191)**

Mission Statement

Increase the supply of affordable housing county-wide by managing the Affordable Housing Trust Fund providing for affordable housing strategies such as housing rehabilitation and emergency repair, down payment/closing cost assistance, land acquisition with new construction, demolition with new construction, special needs housing and pre-approved building plans.

Program Summary	FY 2009 Total FTE	FY 2009 Budget	FY 2009 Revenues	FY 2009 Net Cost
Departmental Administration/Overhead/Projects	0.15	3,272,800	3,272,800	-
Down Payment/Closing Cost Assistance	1.00	-	-	-
Rehabilitation	1.00	-	-	-
Current Level of Service Budget	<u>2.15</u>	<u>3,272,800</u>	<u>3,272,800</u>	<u>-</u>
Total Adopted Budget	<u>2.15</u>	<u>3,272,800</u>	<u>3,272,800</u>	<u>-</u>

Program Budgetary Cost Summary	FY 2007 Actual	FY 2008 Adopted	FY 2008 Forecast	FY 2009 Current	FY 2009 Expanded	FY 2009 Adopted	FY 2009 Change
Personal Services	200,486	-	204,200	-	-	-	na
Operating Expense	60,355	-	25,100	120,500	-	120,500	na
Grants and Aid	5,647,279	-	5,556,900	2,613,300	-	2,613,300	na
Remittances	-	-	358,000	539,000	-	539,000	na
Net Operating Budget	<u>5,908,120</u>	<u>-</u>	<u>6,144,200</u>	<u>3,272,800</u>	<u>-</u>	<u>3,272,800</u>	<u>na</u>
Total Budget	<u>5,908,120</u>	<u>-</u>	<u>6,144,200</u>	<u>3,272,800</u>	<u>-</u>	<u>3,272,800</u>	<u>na</u>
Total FTE	<u>2.00</u>	<u>2.00</u>	<u>2.00</u>	<u>2.15</u>	<u>-</u>	<u>2.15</u>	<u>7.5%</u>

Program Funding Sources	FY 2007 Actual	FY 2008 Adopted	FY 2008 Forecast	FY 2009 Current	FY 2009 Expanded	FY 2009 Adopted	FY 2009 Change
Intergovernmental Revenues	4,045,300	-	8,614,300	-	-	-	na
Charges For Services	663,195	-	802,700	-	-	-	na
Miscellaneous Revenues	93,192	-	-	-	-	-	na
Interest/Misc	357,441	-	-	-	-	-	na
Carry Forward	2,576,338	-	-	3,272,800	-	3,272,800	na
Total Funding	<u>7,735,465</u>	<u>-</u>	<u>9,417,000</u>	<u>3,272,800</u>	<u>-</u>	<u>3,272,800</u>	<u>na</u>

The table on the following page illustrates available budget dollars dedicated to the SHIP program. The SHIP Grant Program does not coincide with the County's fiscal year and thus budget amendments are processed each year to establish budget within the accounting system. The FY 08 SHIP Amended Budget column represents budget dollars that are currently in the accounting system for FY 08. These dollars represent SHIP Grant funds from several previous program years beginning with the July 1, 2005 through June 30, 2008 grant cycle. SHIP disbursement requirements state that a grantee has three (3) years to expend grant dollars. There are four separate grant programs with active budgets depicted in the FY 08 amended budget column. A small portion (.15 FTE) of the Department's accountant's salary was allocated to SHIP for FY 08/09.

The Board of County Commissioners will receive for approval the SHIP programs in the Current SHIP Allocation column prior to the July 1, 2008 start date.

During Collier County's final FY 2009 Public Budget Hearing held on September 18, 2008, the Board of County Commissioners (Board) adopted budget resolutions which recognized and appropriated estimated FY 2008 year end balances of approved grant and capital project funds beginning October 1, 2008. In prior years, this action took place in the first month of the new budget year. This action was taken by the Board on September 18, 2008 to ensure that all continuing expense/expenditure appropriations would be available on the first day of the new fiscal year. The impact to this fund was \$3,272,800.

**State Housing Incentive Partnership Program (SHIP)
Fund 191**

Program	FY08 SHIP Amended Budget	Beginning July 1, 2008 Current SHIP Allocation (by BA)	Total FY08 SHIP Forecast
Down Payment Assistance	\$ 2,469,800	\$ 2,406,000	\$ 4,875,800
Residential Rehabilitation/Owner	2,394,600	1,130,000	3,524,600
Land Acquisition/Transfer	358,000	-	358,000
Homebuyer Education	70,000	-	70,000
Administration	\$ 294,300	\$ 294,300	\$ 588,600
TOTAL	\$ 5,586,700	\$ 3,830,300	\$ 9,417,000

**Collier County Government
Fiscal Year 2009 Adopted Budget**

**Public Services Division
Housing and Human Services Department
Operational Support & Housing (111)**

Mission Statement

The mission of the Collier County Housing and Human Services Department's grants and affordable housing programs are to meet the community needs by facilitating the creation of affordable housing opportunities, the improvement of communities, and the sustainability of neighborhoods. These goals and objectives will be met by working collaboratively with non-profit groups, governmental agencies, and public/private coalitions to coordinate activities and effectively leverage the resources available to the entire county

Program Summary	FY 2009 Total FTE	FY 2009 Budget	FY 2009 Revenues	FY 2009 Net Cost
Departmental Administration / Overhead	2.00	219,300	73,000	146,300
Current Level of Service Budget	2.00	219,300	73,000	146,300
Total Adopted Budget	2.00	219,300	73,000	146,300

Program Budgetary Cost Summary	FY 2007 Actual	FY 2008 Adopted	FY 2008 Forecast	FY 2009 Current	FY 2009 Expanded	FY 2009 Adopted	FY 2009 Change
Personal Services	127,301	163,100	150,000	150,500	-	150,500	(7.7%)
Operating Expense	63,618	93,200	93,200	68,800	-	68,800	(26.2%)
Net Operating Budget	190,919	256,300	243,200	219,300	-	219,300	(14.4%)
Total Budget	190,919	256,300	243,200	219,300	-	219,300	(14.4%)
Total FTE	2.00	2.00	2.00	2.00	-	2.00	0 %

Program Funding Sources	FY 2007 Actual	FY 2008 Adopted	FY 2008 Forecast	FY 2009 Current	FY 2009 Expanded	FY 2009 Adopted	FY 2009 Change
Charges For Services	52,500	80,000	132,000	68,000	-	68,000	(15.0%)
Miscellaneous Revenues	2,520	6,000	5,000	5,000	-	5,000	(16.7%)
Net Cost MSTD General Fund	135,899	170,300	106,200	146,300	-	146,300	(14.1%)
Total Funding	190,919	256,300	243,200	219,300	-	219,300	(14.4%)

Forecast FY 07/08 – Personal services are \$13,100 below adopted budget due to a long-term employee leaving and being replaced by a new employee at entry level.

Revenue forecast are decreased in total by \$13,100 as the savings in personal services reduce the net cost to the MSTD General Fund (111).

Current FY 08/09 – Funding for this function is provided in part by an impact fee deferral application fee, anticipated to generate revenue of \$68,000. The balance of funding is borne as a net cost to MSTD Fund (111).

Personal Services include budget for two (2) FTE's; one Housing Manager and one Housing Outreach Coordinator.

Operating expenses include \$40,000 for rent and \$28,800 for various supplies, materials and postage.

**Collier County Government
Fiscal Year 2009 Adopted Budget**

**Public Services Division
Library**

Department Budgetary Cost Summary	FY 2007 Actual	FY 2008 Adopted	FY 2008 Forecast	FY 2009 Current	FY 2009 Expanded	FY 2009 Adopted	FY 2009 Change
Personal Services	5,989,699	5,731,500	5,600,400	5,810,300	-	5,810,300	1.4%
Operating Expense	1,373,995	1,472,000	1,312,100	1,351,400	108,400	1,459,800	(0.8%)
Capital Outlay	316,348	483,500	283,400	1,111,800	405,700	1,517,500	213.9%
Net Operating Budget	7,680,041	7,687,000	7,195,900	8,273,500	514,100	8,787,600	14.3%
Trans to Cap Proj	-	-	100,000	-	-	-	na
Reserves For Contingencies	-	5,700	-	3,400	-	3,400	(40.4%)
Reserves For Capital	-	300,800	-	402,400	-	402,400	33.8%
Total Budget	7,680,041	7,993,500	7,295,900	8,679,300	514,100	9,193,400	15.0%

Appropriations by Program	FY 2007 Actual	FY 2008 Adopted	FY 2008 Forecast	FY 2009 Current	FY 2009 Expanded	FY 2009 Adopted	FY 2009 Change
Library (001)	7,294,566	7,223,000	6,929,400	7,425,700	514,100	7,939,800	9.9%
Library Grants (129)	385,475	350,000	204,500	780,800	-	780,800	123.1%
Library Trust Fund (612)	-	114,000	62,000	67,000	-	67,000	(41.2%)
Total Net Budget	7,680,041	7,687,000	7,195,900	8,273,500	514,100	8,787,600	14.3%
Total Transfers and Reserves	-	306,500	100,000	405,800	-	405,800	32.4%
Total Budget	7,680,041	7,993,500	7,295,900	8,679,300	514,100	9,193,400	15.0%

Department Funding Sources	FY 2007 Actual	FY 2008 Adopted	FY 2008 Forecast	FY 2009 Current	FY 2009 Expanded	FY 2009 Adopted	FY 2009 Change
Intergovernmental Revenues	384,475	350,000	308,100	200,000	-	200,000	(42.9%)
Charges For Services	85,690	140,000	128,400	133,100	-	133,100	(4.9%)
Fines & Forfeitures	240,790	210,000	220,000	235,000	-	235,000	11.9%
Miscellaneous Revenues	126,940	60,000	383,600	25,000	-	25,000	(58.3%)
Interest/Misc	31,429	-	20,000	-	-	-	na
Net Cost General Fund	6,966,322	6,873,000	6,580,000	7,057,600	514,100	7,571,700	10.2%
Carry Forward	547,744	363,500	695,700	1,039,900	-	1,039,900	186.1%
Negative 5% Revenue Reserve	-	(3,000)	-	(11,300)	-	(11,300)	276.7%
Total Funding	8,383,390	7,993,500	8,335,800	8,679,300	514,100	9,193,400	15.0%

Department Position Summary	FY 2007 Actual	FY 2008 Adopted	FY 2008 Forecast	FY 2009 Current	FY 2009 Expanded	FY 2009 Adopted	FY 2009 Change
Library (001)	121.50	121.50	121.50	121.50	-	121.50	0 %
Total FTE	121.50	121.50	121.50	121.50	-	121.50	0 %

Public Services Division
Library
Library (001)

Mission Statement

To systematically collect, organize and disseminate to the residents of Collier County a select collection of print and non print materials that in a timely fashion satisfy their informational, recreational, cultural and educational needs.

**Collier County Government
Fiscal Year 2009 Adopted Budget**

**Public Services Division
Library
Library (001)**

Program Summary	FY 2009 Total FTE	FY 2009 Budget	FY 2009 Revenues	FY 2009 Net Cost
Library Administration The Administration Program for the Collier County Public Library system is located in the Headquarters facility. This program currently consists of six components: General Supervision and Finance, Acquisitions, Technical Services, Data Management, Public Relations and Training, and Courier Services among libraries.	16.00	1,629,700	368,100	1,261,600
Headquarters Library The Headquarters Library program provides a full-service public library to approximately 100,000 citizens living in the northern areas of the County. This unit is located approximately eight miles from the Naples Regional Library, provides 62 hours of service weekly, and is open seven days a week year round. Services include: reference, books for home use, magazines, newspapers, DVDs, VHS video cassettes, audio books, public computers, children's books and story programs, book clubs and other special programs and activities. 31.3% of the library usage is from this location.	18.50	1,419,800	-	1,419,800
Naples Regional Library The Naples Regional Library program provides a full service public library, including extensive reference and genealogy collections. This library has the largest book collection in the system and represents 19.5% of library usage. Services include: reference, books for home use, magazines, newspapers, DVDs, VHS video cassettes, audio books, public computers, children's books and story programs, book clubs and other special programs and activities.	17.00	1,462,300	-	1,462,300
Immokalee Branch The Immokalee Branch Library program provides a full service public library and a specialized information and referral program to the citizens of Immokalee. This library is the sole source of library services in the area, providing 40 hours of service weekly. It is located 25 miles from the Estates Branch and 33 miles from the Headquarters Library. Services include: reference, books for home use, magazines, newspapers, DVDs, VHS video cassettes, audio books, public computers, children's books and story programs, book clubs and other special programs and information about various community resources for area citizens. This library represents about 3.5% of library usage.	5.00	351,300	-	351,300
Golden Gate Branch The Golden Gate Branch Library program provides a full service public library, with 52 hours of service weekly. Golden Gate Branch is located 7.6 miles from the Headquarters Library, 8 miles from the Naples Regional Library and 8 miles from the Estates Branch. Services include: reference, books for home use, magazines, newspapers, DVDs, VHS video cassettes, audio books, public computers, children's books and story programs, book clubs and other special programs and activities. This library represents about 8.3% of library usage.	7.00	448,700	-	448,700
Marco Island Branch The Marco Island Branch Library program provides a full service public library to the citizens living on Marco Island, the Isles of Capri and Goodland. This library is located on Marco Island and is 15 miles from the East Naples Branch and 26 miles from the Headquarters facility. Services include: reference, books for home use, magazines, newspapers, DVDs, VHS video cassettes, audio books, public computers, children's books and story programs, book clubs and other special programs and activities. This library represents about 9.2% of library usage, with definite seasonal patterns of usage.	5.50	365,500	-	365,500
Extension The Extension library program provides a large range of library related services outside of the physical library buildings, including: Outreach services to jails, home-bound, nursing homes and Everglades City residents; and Literacy services to adults, families and within the workplace.	2.00	149,400	-	149,400
East Naples Branch The East Naples Branch Library program provides a full service public library to the area residents, with 50 hours of service weekly. This library is located about 5.5 miles from the Naples Regional Library, 10 miles from the Headquarters Library and 5.6 miles from the new South Regional Library (being built). Services include: reference, books for home use, magazines, newspapers, DVDs, VHS video cassettes, audio books, public computers, children's books and story programs, book clubs and other special programs and activities. This library represents about 9.9% of library usage.	7.00	430,700	-	430,700

**Collier County Government
Fiscal Year 2009 Adopted Budget**

**Public Services Division
Library
Library (001)**

Program Summary	FY 2009 Total FTE	FY 2009 Budget	FY 2009 Revenues	FY 2009 Net Cost
Estates Branch The Estates Branch Library program provides a full service public library, with 50 hours of service weekly. Estates Branch is located 10.3 miles from the Headquarters Library and 25 miles from the Immokalee Branch Library. Services include: reference, books for home use, magazines, newspapers, DVDs, VHS video cassettes, audio books, public computers, children's books and story programs, book clubs and other special programs and activities. This library represents about 6.6% of library usage.	5.50	390,600	-	390,600
Vanderbilt Beach Branch The Vanderbilt Beach Branch Library program provides a full service public library, with 50 hours of service weekly. Vanderbilt Beach Branch is located 6 miles from the Headquarters Library and 14 miles from the Naples Regional Library. Services include: reference, books for home use, magazines, newspapers, DVDs, VHS video cassettes, audio books, public computers, children's books and story programs, book clubs and other special programs and activities. This library represents about 9.1% of library usage.	5.00	297,400	-	297,400
South Regional Library This library is currently under construction. A children's librarian has been hired, enabling the Library to develop programs more fully in the East Naples area, prior to opening this regional library.	10.00	480,300	-	480,300
Unfilled Positions (FTE's)	23.00	-	-	-
Current Level of Service Budget	<u>121.50</u>	<u>7,425,700</u>	<u>368,100</u>	<u>7,057,600</u>
Program Enhancements	FY 2009 Total FTE	FY 2009 Budget	FY 2009 Revenues	FY 2009 Net Cost
South Regional Library Operating FY09 South Regional Library operating costs & books	-	514,100	-	514,100
Expanded Services Budget	<u>-</u>	<u>514,100</u>	<u>-</u>	<u>514,100</u>
Total Adopted Budget	<u>121.50</u>	<u>7,939,800</u>	<u>368,100</u>	<u>7,571,700</u>

Program Performance Measures	FY 2007 Actual	FY 2008 Budget	FY 2008 Forecast	FY 2009 Budget
Annual Circulation	2,916,523	3,000,000	2,990,000	3,000,000
Children's Programs Per Month	280	300	285	290
Circulation Per Employee	25,925	26,900	33,596	30,000

Program Budgetary Cost Summary	FY 2007 Actual	FY 2008 Adopted	FY 2008 Forecast	FY 2009 Current	FY 2009 Expanded	FY 2009 Adopted	FY 2009 Change
Personal Services	5,989,699	5,731,500	5,600,400	5,810,300	-	5,810,300	1.4%
Operating Expense	1,077,213	1,250,000	1,118,500	1,201,400	108,400	1,309,800	4.8%
Capital Outlay	227,654	241,500	210,500	414,000	405,700	819,700	239.4%
Net Operating Budget	<u>7,294,566</u>	<u>7,223,000</u>	<u>6,929,400</u>	<u>7,425,700</u>	<u>514,100</u>	<u>7,939,800</u>	<u>9.9%</u>
Total Budget	<u>7,294,566</u>	<u>7,223,000</u>	<u>6,929,400</u>	<u>7,425,700</u>	<u>514,100</u>	<u>7,939,800</u>	<u>9.9%</u>
Total FTE	<u>121.50</u>	<u>121.50</u>	<u>121.50</u>	<u>121.50</u>	<u>-</u>	<u>121.50</u>	<u>0%</u>

Program Funding Sources	FY 2007 Actual	FY 2008 Adopted	FY 2008 Forecast	FY 2009 Current	FY 2009 Expanded	FY 2009 Adopted	FY 2009 Change
Charges For Services	83,004	140,000	127,500	133,100	-	133,100	(4.9%)
Fines & Forfeitures	240,790	210,000	220,000	235,000	-	235,000	11.9%
Miscellaneous Revenues	4,450	-	1,900	-	-	-	na
Net Cost General Fund	6,966,322	6,873,000	6,580,000	7,057,600	514,100	7,571,700	10.2%
Total Funding	<u>7,294,566</u>	<u>7,223,000</u>	<u>6,929,400</u>	<u>7,425,700</u>	<u>514,100</u>	<u>7,939,800</u>	<u>9.9%</u>

Public Services Division
Library

Forecast FY 07/08 – Personal services are \$131,100 less than budgeted. The Libraries had five (5) employees participate in the Voluntary Separation Incentive Program (VSIP) mid-way through the year. In an effort to absorb the mandated tax cuts implemented during the 2008 budget, the Libraries had to terminate eight (8) employees. Additionally, six (6) other employees left employment during the year and their positions have been frozen. These combined actions allowed the Library Department to absorb part of the mandated tax cut allocated to them of \$506,900. At the April 8, 2008 Board meeting, by Agenda Item 16 D 20, the Commissioners directed \$106,500 be provided to the Library Department from savings in property insurance premiums in order to avoid further employee terminations.

Operating Expenses are \$131,500 below adopted budget. The Library Department reduced 60 hours of service weekly throughout the County at the various branches and decreased utilities by \$39,800. The Library Department elected to forego travel and training, saving \$32,500. Repairs and maintenance items have been deferred, generating \$10,500 in savings and minor equipment and supplies have been reduced providing an additional \$39,000 in cost savings.

Capital Expenses are \$31,000 below budget as some building and general improvements and office and data processing equipment purchases have been postponed.

Current FY 08/09 – Personal Services include partial year funding for some of the vacant positions so personnel can be moved to the South Regional Library when it opens. The Library Department is currently funded at 81.1% for personal services.

Operating expenses decreased by \$48,600. The Library Department will continue the decreased level of travel and training into the current fiscal year, generating saving of \$22,100. An additional \$26,500 in minor data processing equipment, supplies and rental equipment will be cut.

Capital outlay of \$414,000 includes general building improvements of \$30,000; replacement office furniture for the Naples Branch at \$2,000; office equipment replacements of \$24,000; replacement of older computers and printers for \$38,000; and books and micro forms at \$320,000. There is an increase in the purchase of Library books because the Library Department has requirements in the AUIR to maintain established levels of books per capita.

Revenues for fines and forfeitures are anticipated to be \$18,100 more than the prior year adopted budget. Facility rental charges were implemented during FY 2008 and rates for fines were increased in 2008 as well.

Expanded Services FY 08/09 - The South Regional Library will be completed and is slated to open in February or March of 2009. This expanded service represents funding to open and operate for seven (7) months at a cost of \$514,100. Operating expenses are based upon the Naples Regional Library as the buildings are similar in size and are estimated at \$108,400; additional books and AV materials for the facility were included at \$405,700.

Items not included within the identified costs above include the need for additional staff to provide 58 hours of service weekly at the Regional Library to mirror the service hours provided at the Naples Regional Library. These FTE would include transfers of two (2) FTE from East Naples, one (1) FTE from Marco Island, one-half (.5) FTE from Estates Branch and one-half (.5) FTE from the Naples Regional Library. Staff transfers would require reduction in three (3) hours per week at the Estates Branch, ten (10) hours per week at the East Naples Branch; and five (5) hours per week at the Marco Island Branch.

This facility will provide service to the growing population in the Southern and Eastern parts of Collier County. The current East Naples Branch Library is not adequate to provide service. Additionally, this facility would provide public access to diverse educational, recreational and cultural materials, programs and facilities as specified in the County Strategic Plan (I.A.6), and "public INTERNET access" as specified in the County Strategic Plan (V.V.2a).

Costs to operate South Regional for the entire FY 09/10 are estimated at \$941,100. Staff transfers to South Regional and resulting hours reductions are based upon the assumption that the Library maintains its current level of 89.5 FTEs. Should additional positions become open and then frozen, the Library would need to adjust hours at all locations and consider other staff transfers to ensure adequate staff at all locations.

**Collier County Government
Fiscal Year 2009 Adopted Budget**

**Public Services Division
Library
Library Grants (129)**

Mission Statement

To account for funds received from the State of Florida, as State Aid to Libraries and other state and federal grants, for the Collier County Public Library.

Program Summary	FY 2009 Total FTE	FY 2009 Budget	FY 2009 Revenues	FY 2009 Net Cost
Aid to Libraries	-	780,800	680,800	100,000
Funds are used to pay for database maintenance, Internet access, library materials, office furniture and data processing equipment.				
Reserves	-	34,800	134,800	-100,000
Current Level of Service Budget	-	815,600	815,600	-
Total Adopted Budget	-	815,600	815,600	-

Program Budgetary Cost Summary	FY 2007 Actual	FY 2008 Adopted	FY 2008 Forecast	FY 2009 Current	FY 2009 Expanded	FY 2009 Adopted	FY 2009 Change
Operating Expense	296,782	185,000	178,600	130,000	-	130,000	(29.7%)
Capital Outlay	88,694	165,000	25,900	650,800	-	650,800	294.4%
Net Operating Budget	385,475	350,000	204,500	780,800	-	780,800	123.1%
Reserves For Capital	-	2,900	-	34,800	-	34,800	1,100.0%
Total Budget	385,475	352,900	204,500	815,600	-	815,600	131.1%

Program Funding Sources	FY 2007 Actual	FY 2008 Adopted	FY 2008 Forecast	FY 2009 Current	FY 2009 Expanded	FY 2009 Adopted	FY 2009 Change
Intergovernmental Revenues	384,475	350,000	308,100	200,000	-	200,000	(42.9%)
Miscellaneous Revenues	-	-	341,700	-	-	-	na
Interest/Misc	26,686	-	20,000	-	-	-	na
Carry Forward	138,154	2,900	160,300	625,600	-	625,600	21,472.4%
Negative 5% Revenue Reserve	-	-	-	(10,000)	-	(10,000)	na
Total Funding	549,316	352,900	830,100	815,600	-	815,600	131.1%

Forecast FY 07/08 - Operating expenses were reduced by \$6,400 to off-set the reduced Grant proceeds.

Revenues - The State Aid to Libraries Grant fluctuates slightly each year. The FY 08 grant was received at \$308,100 which is \$41,900 less than anticipated.

Current FY 08/09 – Operating expenses will pay for database maintenance and Internet access. Capital outlay will be used to purchase books, library materials and other publications.

Revenues – The State Aid to Libraries Grant is anticipated to be \$200,000.

Note: State Aid to Libraries is, by legislative intent, provided to improve library services within the State and is intended to supplement rather than replace local efforts.

During Collier County's final FY 2009 Public Budget Hearing held on September 18, 2008, the Board of County Commissioners (Board) adopted budget resolutions which recognized and appropriated estimated FY 2008 year end balances of approved grant and capital project funds beginning October 1, 2008. In prior years, this action took place in the first month of the new budget year. This action was taken by the Board on September 18, 2008 to ensure that all continuing expense/expenditure appropriations would be available on the first day of the new fiscal year. The impact to this fund was \$480,800.

**Collier County Government
Fiscal Year 2009 Adopted Budget**

**Public Services Division
Library
Library Trust Fund (612)**

Mission Statement

To accept and be accountable for donations and bequests received from the public for the Collier County Public Library System.

Program Summary	FY 2009 Total FTE	FY 2009 Budget	FY 2009 Revenues	FY 2009 Net Cost
Library Enhancements Used to fund Library improvements	-	67,000	439,300	-372,300
Reserves/Transfers	-	371,000	-1,300	372,300
Current Level of Service Budget	-	438,000	438,000	-
Total Adopted Budget	-	438,000	438,000	-

Program Budgetary Cost Summary	FY 2007 Actual	FY 2008 Adopted	FY 2008 Forecast	FY 2009 Current	FY 2009 Expanded	FY 2009 Adopted	FY 2009 Change
Operating Expense	-	37,000	15,000	20,000	-	20,000	(45.9%)
Capital Outlay	-	77,000	47,000	47,000	-	47,000	(39.0%)
Net Operating Budget	-	114,000	62,000	67,000	-	67,000	(41.2%)
Trans to Cap Proj	-	-	100,000	-	-	-	na
Reserves For Contingencies	-	5,700	-	3,400	-	3,400	(40.4%)
Reserves For Capital	-	297,900	-	367,600	-	367,600	23.4%
Total Budget	-	417,600	162,000	438,000	-	438,000	4.9%

Program Funding Sources	FY 2007 Actual	FY 2008 Adopted	FY 2008 Forecast	FY 2009 Current	FY 2009 Expanded	FY 2009 Adopted	FY 2009 Change
Charges For Services	2,685	-	900	-	-	-	na
Miscellaneous Revenues	122,491	60,000	40,000	25,000	-	25,000	(58.3%)
Interest/Misc	4,742	-	-	-	-	-	na
Carry Forward	409,590	360,600	535,400	414,300	-	414,300	14.9%
Negative 5% Revenue Reserve	-	(3,000)	-	(1,300)	-	(1,300)	(56.7%)
Total Funding	539,509	417,600	576,300	438,000	-	438,000	4.9%

Forecast FY 07/08 – Operating costs are projected to be \$22,000 less than adopted budget. Book purchases are anticipated to be \$30,000 below adopted budget due to the timing in acquiring the books.

Transfers - There is a non-budgeted transfer of \$100,000 scheduled for the Rose Hall construction project.

Revenues - Private party donations are anticipated to be \$20,000 less than original budget due to an overall decline in contributions.

Current FY 08/09 – Budgeted funds will be used to purchase library publications and data processing equipment. The reserve for capital is for the purchase of books and other capital items.

**Collier County Government
Fiscal Year 2009 Adopted Budget**

**Public Services Division
Museum**

Department Budgetary Cost Summary	FY 2007 Actual	FY 2008 Adopted	FY 2008 Forecast	FY 2009 Current	FY 2009 Expanded	FY 2009 Adopted	FY 2009 Change
Personal Services	733,429	839,700	837,600	897,900	-	897,900	6.9%
Operating Expense	440,618	509,600	565,400	422,000	-	422,000	(17.2%)
Capital Outlay	386,607	356,000	404,900	-	-	-	(100.0%)
Debt Service - Interest	9,848	-	-	-	-	-	na
Net Operating Budget	1,570,501	1,705,300	1,807,900	1,319,900	-	1,319,900	(22.6%)
Trans to Tax Collector	31,304	39,900	39,900	39,900	-	39,900	0 %
Trans to General Fund	24	59,800	59,800	59,800	-	59,800	0 %
Trans to Cap Proj	330,000	-	-	300,000	-	300,000	na
Reserves For Contingencies	-	167,400	-	82,000	-	82,000	(51.0%)
Reserve for Attrition	-	(17,100)	-	-	-	-	(100.0%)
Total Budget	1,931,829	1,955,300	1,907,600	1,801,600	-	1,801,600	(7.9%)

Appropriations by Program	FY 2007 Actual	FY 2008 Adopted	FY 2008 Forecast	FY 2009 Current	FY 2009 Expanded	FY 2009 Adopted	FY 2009 Change
Museum Fund (198)	1,570,501	1,705,300	1,807,900	1,319,900	-	1,319,900	(22.6%)
Total Net Budget	1,570,501	1,705,300	1,807,900	1,319,900	-	1,319,900	(22.6%)
Total Transfers and Reserves	361,328	250,000	99,700	481,700	-	481,700	92.7%
Total Budget	1,931,829	1,955,300	1,907,600	1,801,600	-	1,801,600	(7.9%)

Department Funding Sources	FY 2007 Actual	FY 2008 Adopted	FY 2008 Forecast	FY 2009 Current	FY 2009 Expanded	FY 2009 Adopted	FY 2009 Change
Tourist Devel Tax	1,565,195	1,594,300	1,594,300	1,595,000	-	1,595,000	0 %
Charges For Services	14	-	600	-	-	-	na
Miscellaneous Revenues	27,008	-	400	-	-	-	na
Interest/Misc	10,472	-	1,100	-	-	-	na
Trans frm Tax Collector	15,290	-	-	-	-	-	na
Trans fm 001 Gen Fund	225,000	-	-	-	-	-	na
Carry Forward	741,482	440,800	597,600	286,400	-	286,400	(35.0%)
Negative 5% Revenue Reserve	-	(79,800)	-	(79,800)	-	(79,800)	0 %
Total Funding	2,584,460	1,955,300	2,194,000	1,801,600	-	1,801,600	(7.9%)

Department Position Summary	FY 2007 Actual	FY 2008 Adopted	FY 2008 Forecast	FY 2009 Current	FY 2009 Expanded	FY 2009 Adopted	FY 2009 Change
Museum Fund (198)	11.00	13.00	13.00	13.00	-	13.00	0 %
Total FTE	11.00	13.00	13.00	13.00	-	13.00	0 %

**Collier County Government
Fiscal Year 2009 Adopted Budget**

**Public Services Division
Museum
Museum Fund (198)**

Mission Statement

To preserve Collier County's non-renewable historical and archaeological resources and promote a fuller public knowledge and appreciation of our community's unique heritage and cultural development through the use of permanent and traveling exhibits, artifact, document and photographic collections, historic sites, visitor tours, historical research, school and educational programs, preservation and historic marker programs, community outreach, lectures, publications, and family-shared cultural events and activities.

Program Summary	FY 2009 Total FTE	FY 2009 Budget	FY 2009 Revenues	FY 2009 Net Cost
Museums & Historic Sites Administration/Overhead Funding to administer and maintain the Museum's main facility, its historic sites, structures, markers and botanical gardens. To minimize loss and deterioration of the artifact and photographic collections, County documents, maps, records and other non-renewable historical, archeological and cultural resources.	3.00	401,979	1,595,000	-1,193,021
Collections, Exhibition & Information Services Provide regular operating schedule for public visitation, resources for exhibit research, exhibit development, professional management and conservation of the collections, and maintain permanent exhibits to interpret the history and development of Collier County for both residents and visitors.	3.00	314,666	-	314,666
Education & Community Services Provides curriculum-based student programs, volunteer training, outreach activities and lectures to civic groups and organizations, special exhibitions, and family-centered learning experiences such as the Old Florida Festival, Archaeology Fair, Native Plant Exhibition, Tamiami Trail Commemoration, and Roberts Ranch Historical Re-enactment	1.00	74,455	-	74,455
Museum of the Everglades Provide funding to maintain and operate a County Museum branch facility in Everglades City. The restored structure is a nationally recognized and registered historic landmark.	2.00	171,100	-	171,100
Roberts Ranch/Immokalee Pioneer Museum Provide funding to develop, maintain and operate a County Museum branch facility at the Roberts Ranch in Immokalee. The restored property is a nationally recognized and registered historic landmark.	2.00	169,100	-	169,100
Naples Depot Provide funding to develop, maintain and operate a County Museum branch facility at the Naples Depot.	2.00	488,400	-	488,400
Roberts Ranch Acquisition Annual transfer to the County General Fund to repay the loan to purchase an additional 8.8 acres of the original Roberts Ranch property in 1999.	-	60,000	-	60,000
Reserves/Transfers	-	121,900	206,600	-84,700
Current Level of Service Budget	13.00	1,801,600	1,801,600	-
Total Adopted Budget	13.00	1,801,600	1,801,600	-

Program Performance Measures	FY 2007 Actual	FY 2008 Budget	FY 2008 Forecast	FY 2009 Budget
Annual Visitor Attendance	69,602	63,000	72,000	74,000
Volunteer Hours Contributed	5,038	6,000	5,000	5,100
Web Site Visitors	426,120	431,000	427,000	428,000

**Collier County Government
Fiscal Year 2009 Adopted Budget**

**Public Services Division
Museum
Museum Fund (198)**

Program Budgetary Cost Summary	FY 2007 Actual	FY 2008 Adopted	FY 2008 Forecast	FY 2009 Current	FY 2009 Expanded	FY 2009 Adopted	FY 2009 Change
Personal Services	733,429	839,700	837,600	897,900	-	897,900	6.9%
Operating Expense	440,618	509,600	565,400	422,000	-	422,000	(17.2%)
Capital Outlay	386,607	356,000	404,900	-	-	-	(100.0%)
Debt Service - Interest	9,848	-	-	-	-	-	na
Net Operating Budget	1,570,501	1,705,300	1,807,900	1,319,900	-	1,319,900	(22.6%)
Trans to Tax Collector	31,304	39,900	39,900	39,900	-	39,900	0 %
Trans to General Fund	24	59,800	59,800	59,800	-	59,800	0 %
Trans to Cap Proj	330,000	-	-	300,000	-	300,000	na
Reserves For Contingencies	-	167,400	-	82,000	-	82,000	(51.0%)
Reserve for Attrition	-	(17,100)	-	-	-	-	(100.0%)
Total Budget	1,931,829	1,955,300	1,907,600	1,801,600	-	1,801,600	(7.9%)
Total FTE	11.00	13.00	13.00	13.00	-	13.00	0 %

Program Funding Sources	FY 2007 Actual	FY 2008 Adopted	FY 2008 Forecast	FY 2009 Current	FY 2009 Expanded	FY 2009 Adopted	FY 2009 Change
Tourist Devel Tax	1,565,195	1,594,300	1,594,300	1,595,000	-	1,595,000	0 %
Charges For Services	14	-	600	-	-	-	na
Miscellaneous Revenues	27,008	-	400	-	-	-	na
Interest/Misc	10,472	-	1,100	-	-	-	na
Trans frm Tax Collector	15,290	-	-	-	-	-	na
Trans fm 001 Gen Fund	225,000	-	-	-	-	-	na
Carry Forward	741,482	440,800	597,600	286,400	-	286,400	(35.0%)
Negative 5% Revenue Reserve	-	(79,800)	-	(79,800)	-	(79,800)	0 %
Total Funding	2,584,460	1,955,300	2,194,000	1,801,600	-	1,801,600	(7.9%)

Forecast FY 07/08 – The Museum added two new positions in FY 08, a Museum Assistant at the Main Museum and a Maintenance Specialist at Roberts' Ranch. The Museum also reclassified three Assistant Museum Manager Positions to Museum Managers. The resulting increase in personal services expense from the reclassifications was offset by the two new positions being vacant during the beginning of FY 08.

Operating expenses exceed the adopted budget because landscape materials ordered in FY 07 were not received and paid for until FY 08.

Capital outlay expenses exceed the budget due to restoration work on the church building at Roberts' Ranch that was begun and encumbered in FY 07 but not completed and paid for until FY 08.

Revenue exceeds budget due to additional carryforward resulting from the restoration work on the church at Roberts' Ranch and the landscape work at the Main Museum, begun in FY 07 and completed and paid for in FY 08.

Current FY 08/09 – Budgeted operating expenses include \$100,000 for marketing, promotion and advertisement, and \$15,000 for a temporary traveling exhibit.

Transfers include \$59,800 for the annual payment to the General Fund for the purchase of a portion of Roberts Ranch, and \$39,900 to the Tax Collector for revenue collection services.

Revenue is budgeted at the same level as FY 08 and is based on projections from the first six months of Tourist Tax collections received in FY 08.

**Collier County Government
Fiscal Year 2009 Adopted Budget**

**Public Services Division
Parks & Recreation Department**

Department Budgetary Cost Summary	FY 2007 Actual	FY 2008 Adopted	FY 2008 Forecast	FY 2009 Current	FY 2009 Expanded	FY 2009 Adopted	FY 2009 Change
Personal Services	13,580,353	13,933,500	13,381,400	13,346,300	-	13,346,300	(4.2%)
Operating Expense	7,990,396	10,185,500	9,660,800	10,724,800	-	10,724,800	5.3%
Indirect Cost Reimburs	278,600	267,300	267,300	289,200	-	289,200	8.2%
Capital Outlay	703,555	664,000	726,600	253,700	-	253,700	(61.8%)
Remittances	240,410	400,000	400,000	500,000	-	500,000	25.0%
Net Operating Budget	22,793,314	25,450,300	24,436,100	25,114,000	-	25,114,000	(1.3%)
Trans to Property Appraiser	3,651	3,400	3,400	3,200	-	3,200	(5.9%)
Trans to Tax Collector	8,905	8,600	8,400	9,500	-	9,500	10.5%
Reserves For Contingencies	-	61,900	-	66,000	-	66,000	6.6%
Reserves For Capital	-	58,700	-	68,600	-	68,600	16.9%
Reserve for Attrition	-	(10,600)	-	-	-	-	(100.0%)
Total Budget	22,805,870	25,572,300	24,447,900	25,261,300	-	25,261,300	(1.2%)

Appropriations by Program	FY 2007 Actual	FY 2008 Adopted	FY 2008 Forecast	FY 2009 Current	FY 2009 Expanded	FY 2009 Adopted	FY 2009 Change
County Park Facilities & Programs (001)	9,734,802	11,152,900	10,532,100	10,648,700	-	10,648,700	(4.5%)
Golden Gate Community Center (130)	1,296,286	1,237,600	1,179,400	1,207,300	-	1,207,300	(2.4%)
Parks & Recreation (111)	11,294,248	12,471,400	12,136,200	12,060,700	-	12,060,700	(3.3%)
Parks and Recreation Department Grant Fund (119)	467,978	588,400	588,400	1,197,300	-	1,197,300	103.5%
Total Net Budget	22,793,314	25,450,300	24,436,100	25,114,000	-	25,114,000	(1.3%)
Total Transfers and Reserves	12,556	122,000	11,800	147,300	-	147,300	20.7%
Total Budget	22,805,870	25,572,300	24,447,900	25,261,300	-	25,261,300	(1.2%)

Department Funding Sources	FY 2007 Actual	FY 2008 Adopted	FY 2008 Forecast	FY 2009 Current	FY 2009 Expanded	FY 2009 Adopted	FY 2009 Change
Ad Valorem Taxes	441,262	429,800	414,200	381,700	-	381,700	(11.2%)
Delinquent Ad Valorem Taxes	20	-	-	-	-	-	na
Intergovernmental Revenues	465,167	588,400	588,400	588,400	-	588,400	0 %
SFWMD/Big Cypress Revenue	2,811	-	-	-	-	-	na
Charges For Services	6,767,333	8,482,700	7,976,300	8,989,500	-	8,989,500	6.0%
Fines & Forfeitures	10,395	20,000	50,000	67,100	-	67,100	235.5%
Miscellaneous Revenues	166,370	77,100	686,600	85,100	-	85,100	10.4%
Interest/Misc	26,895	15,000	15,000	15,000	-	15,000	0 %
Reimb From Other Depts	207,145	234,100	218,700	216,700	-	216,700	(7.4%)
Fleet Revenue Billings	61	-	-	-	-	-	na
Trans frm Property Appraiser	619	-	-	-	-	-	na
Trans frm Tax Collector	4,350	-	-	-	-	-	na
Net Cost General Fund	4,914,677	4,965,300	4,634,600	3,906,400	-	3,906,400	(21.3%)
Net Cost MSTD General Fund	9,138,394	10,040,700	9,875,500	9,638,000	-	9,638,000	(4.0%)
Trans fm 111 MSTD Gen Fd	670,700	594,300	594,300	525,200	-	525,200	(11.6%)
Carry Forward	266,389	156,900	271,300	877,000	-	877,000	459.0%
Negative 5% Revenue Reserve	-	(32,000)	-	(28,800)	-	(28,800)	(10.0%)
Total Funding	23,082,587	25,572,300	25,324,900	25,261,300	-	25,261,300	(1.2%)

**Collier County Government
Fiscal Year 2009 Adopted Budget**

**Public Services Division
Parks & Recreation Department**

Department Position Summary	FY 2007 Actual	FY 2008 Adopted	FY 2008 Forecast	FY 2009 Current	FY 2009 Expanded	FY 2009 Adopted	FY 2009 Change
County Park Facilities & Programs (001)	105.00	101.50	101.50	101.50	-	101.50	0 %
Parks & Recreation (111)	126.00	130.00	130.00	130.00	-	130.00	0 %
Golden Gate Community Center (130)	12.50	12.50	12.50	12.50	-	12.50	0 %
Total FTE	243.50	244.00	244.00	244.00	-	244.00	0 %

**Collier County Government
Fiscal Year 2009 Adopted Budget**

**Public Services Division
Parks & Recreation Department
County Park Facilities & Programs (001)**

Mission Statement

To benefit the well-being of the people, community and environment of Collier County.

Program Summary	FY 2009 Total FTE	FY 2009 Budget	FY 2009 Revenues	FY 2009 Net Cost
Departmental Administration/Overhead Departmental administration to oversee County Park facilities and programs including employee, contractual, fiscal and resource management. Measure: Ensure Park Ranger, maintenance operations, aquatic, fitness, therapeutic, and beaches achieve established goals as recorded on daily logs, monthly and fiscal reports through training and inspection.	3.00	456,180	-	456,180
Maintenance To provide a pleasant, clean, safe and enjoyable environment for park visitors at all assigned parks in order to provide exceptional passive and active recreational experiences. Measure: Apply sound management practices and visitor services at 814 acres of lands. Measure: Beaches and parks are clean of debris and evaluated as recorded on daily logs and visual inspections.	19.50	2,603,146	-	2,603,146
Recreation Programs Recreation programs include merchandise for resale at Caxambas Park, sailing and skiing at Sugden Regional Park, adult and youth athletic programs, therapeutic programs, County-wide special events, ranger/athletic camps, fitness and gymnasium, and Sun-N-Fun Lagoon. Provide 390 interpretative programs annually and 380 additional recreation programs. Measure: Provide a total of 770 quality programs annually.	31.20	3,983,005	3,251,600	731,405
Parks & Recreation Marina Operations Provide staff, fuel sales, bait, launching and docking services at County owned marinas.	5.30	1,442,800	1,763,700	-320,900
Park Rangers - Beaches To protect resources, collect revenue and provide assistance to park visitors through high visibility, personal contact and educational programming. Measure: Seek out personal contact with 70,000 park visitors and provide 17,000 park site visits annually as recorded on daily patrol logs.	8.00	836,328	1,530,900	-694,572
Park Rangers - Community Parks To protect resources and provide assistance to park visitors through high visibility, personal contact and education. Measure: Seek out contact with 45,000 park visitors and provide 11,000 park site visits annually as documented on daily patrol logs.	6.50	354,829	4,000	350,829
Toll Booth Attendants To collect, reconcile, deposit, and track all beach parking revenues. to verify beach parking permits of customers using facilities. Measure: To provide accurate accounting of revenues collected.	6.00	176,412	-	176,412
Sea Turtle Monitoring Monitoring, reporting and informational activities required to support beach permit conditions.	3.00	296,000	192,100	103,900
Unfilled Positions	19.00	-	-	-
Remittances to Municipalities Payment to City of Naples for County use of beach parking spaces in City per Interlocal Agreement.	-	500,000	-	500,000
Current Level of Service Budget	101.50	10,648,700	6,742,300	3,906,400
Total Adopted Budget	101.50	10,648,700	6,742,300	3,906,400

Program Performance Measures	FY 2007 Actual	FY 2008 Budget	FY 2008 Forecast	FY 2009 Budget
% of Beach Inspected before 9:00 a.m.	0.95	0.95	0.95	0.95
Acres Maintained	789	789	789	814
Miles of Beach Inspected	2,520	2,520	2,520	2,520
Park Sites Visited	30,230	31,700	28,000	28,000
Personal Contacts	109,202	145,200	115,000	115,000
Programs	774	620	776	770

**Collier County Government
Fiscal Year 2009 Adopted Budget**

**Public Services Division
Parks & Recreation Department
County Park Facilities & Programs (001)**

Program Budgetary Cost Summary	FY 2007 Actual	FY 2008 Adopted	FY 2008 Forecast	FY 2009 Current	FY 2009 Expanded	FY 2009 Adopted	FY 2009 Change
Personal Services	5,865,875	5,550,800	5,344,300	5,242,100	-	5,242,100	(5.6%)
Operating Expense	3,487,164	5,064,200	4,627,900	4,873,100	-	4,873,100	(3.8%)
Capital Outlay	141,354	137,900	159,900	33,500	-	33,500	(75.7%)
Remittances	240,410	400,000	400,000	500,000	-	500,000	25.0%
Net Operating Budget	9,734,802	11,152,900	10,532,100	10,648,700	-	10,648,700	(4.5%)
Total Budget	9,734,802	11,152,900	10,532,100	10,648,700	-	10,648,700	(4.5%)
Total FTE	105.00	101.50	101.50	101.50	-	101.50	0 %

Program Funding Sources	FY 2007 Actual	FY 2008 Adopted	FY 2008 Forecast	FY 2009 Current	FY 2009 Expanded	FY 2009 Adopted	FY 2009 Change
Charges For Services	4,575,804	5,929,500	5,624,300	6,446,500	-	6,446,500	8.7%
Fines & Forfeitures	10,395	20,000	50,000	67,100	-	67,100	235.5%
Miscellaneous Revenues	26,980	4,000	4,500	12,000	-	12,000	200.0%
Reimb From Other Depts	206,946	234,100	218,700	216,700	-	216,700	(7.4%)
Net Cost General Fund	4,914,677	4,965,300	4,634,600	3,906,400	-	3,906,400	(21.3%)
Total Funding	9,734,802	11,152,900	10,532,100	10,648,700	-	10,648,700	(4.5%)

**Collier County Government
Fiscal Year 2009 Adopted Budget**

**Public Services Division
Parks & Recreation Department**

Forecast FY 07/08 – Forecast personal services are \$206,500 below adopted budget. There are 19 FTE currently vacant within the various General Fund (001) parks that are frozen. The prior year budget was reduced by \$212,800 and the Department has achieved all but \$6,300 of the allocated reserve for attrition. This amount has been well covered by savings in operating costs.

In order to accommodate the reduced staff level, the Exhibit Hall hours at the North Collier Regional Park were reduced 20 hours per week. Hours for Sun N Fun water park were cut back as well. This facility will now close at 5:00 PM instead of 7:00 PM during the summer for a total of 14 hours' reduction.

Operating Expenses are \$436,300 below the adopted budget. Total utilities are estimated to be \$136,700 below the adopted budget. With a second full year of operations at the NCRP Fitness Center, Athletic Programs, Interpretive Center and Sun N Fun Water Park the utilities have been better identified. Fuel purchases for resale were \$267,300 less than budgeted and revenues associated with the sales are \$379,700 below budget because of the price of fuel, there have been fewer sales. Other small savings in miscellaneous operating supplies amounted to \$32,300.

Capital expenditures will be \$22,000 over the adopted budget as several purchases were put in at the end of the prior year and the encumbrances and associated budget rolled into FY 07/08.

Revenues for FY 08 will be \$274,700 below adopted budget. The cost of fuel and overall economic downturn has generated a shortfall in gross fuel sales of \$379,700. As discussed above, there is a corresponding savings in the cost of fuel purchases of \$267,300. In total, park concessions have increased by 40% above adopted budget, minimizing the loss in revenues.

Current FY 08/09 – Personal Services are decreased by \$308,700. This decrease is the result of a full year of frozen positions started during the FY 07/08. General Fund parks are funded at 81.3% for personnel.

In order to meet budget guidance at Sugden park, staffing will be reduced in FY 09 to reflect only weekend skiing and sailing programming after the summer camp session. A county wide reduction in special events will include the elimination of Country Jam as well as Salute to America. The resultant savings in cost will be \$167,500 with a corresponding reduction in revenues of \$100,000.

Operating Expenses decreased by \$191,100. Other contractual services are down by \$51,700 from the prior year as staff will be performing many of the functions previously performed by contracted individuals and eliminating the above referenced special events. Total utilities are decreased by \$21,900 to bring them in line with the actual results in the prior year. Retail fuel purchases are anticipated to be \$87,300 less and are in line with the overall decreased fuel sales projected for the current year of \$113,600.

Capital Outlay total of \$33,500 is for the purchase of two Life Fitness Cross Trainers (\$8,000) and one Cybex assisted chin dip (\$3,500) for the North Collier Regional Park Fitness Center; fleet recommended replacement of John Deere Gator grounds vehicle (\$8,000) for Beach & Water Operations; fleet recommended replacement of a mower and golf cart (\$9,000) at Sugden; and general improvements at the Cocohatchee and Caxambas Marinas (\$5,000).

In order to meet current budget policy, \$114,000 of Fleet recommended equipment replacements are not included in this budget. The items are as follows:

Beach and Water Operations - \$96,000:

1994 Cherokee Trailer (\$6,000); 1984 Air Broom (\$2,000); 2004 Polaris Ranger 4X4 ATV (\$8,000); 2001 John Deere riding mower (\$8,000); Polaris Magnum 4X2 ATV (\$6,000); 2001 Club Car (\$7,000); 2003 Ford Ranger 4WD compact pickup 4X4 (\$23,000); 2003 Ford F-350 1-ton crew cab truck (\$28,000); and a 2002 John Deere riding mower (\$8,000).

Sea Turtle Monitoring Program - \$18,000:

Two 2004 Kawasaki 4-wheel ATV's (\$12,000) and a 2001 Suzuki 4-wheel ATV (\$6,000).

Revenue FY 08/09 – Revenues are anticipated to increase by \$572,100 in FY08/09. Concession fees at the various parks are anticipated to be \$168,600 over the prior year and Athletic Programs and Admissions are projected to \$292,900 more. These increases are off-set somewhat by a predicted lower volume of fuel sales.

Sea Turtle Operations is budgeted to receive \$192,100 in grant funding from the Tourist Development Tax.

**Public Services Division
Parks & Recreation Department**

Remittances FY 08/09 – The \$500,000 remittance to the City of Naples for the reciprocal beach parking program is \$100,000 more than in the past few years. This remittance was increased per Board direction on April 22, 2008, Item 10E and will be used for both the reciprocal beach parking and for the City's Parks and Recreation. An additional \$500,000 will be remitted to the City under this agreement, paid from the MSTD General Fund (111).

Tourist Development Tax will continue to fund \$24,600 toward the Athletic Sports Coordinator position for FY 08/09.

**Collier County Government
Fiscal Year 2009 Adopted Budget**

**Public Services Division
Parks & Recreation Department
Parks & Recreation (111)**

Mission Statement

To benefit the well-being of the people, community and environment of Collier County.

Program Summary	FY 2009 Total FTE	FY 2009 Budget	FY 2009 Revenues	FY 2009 Net Cost
Departmental Administration/Overhead Department administration oversees Parks operations including employees, contracts, fiscal, resource management, customer service, and marketing.	16.00	1,657,035	23,100	1,633,935
Park Maintenance To protect resources, provide a pleasant, clean, safe, and enjoyable environment for park visitors at all parks to allow quality passive and organized recreational experiences by the public.	45.00	4,952,711	4,000	4,948,711
Community Centers/Parks Provide customer service and meeting places for community and special interest groups; provide structured programming for all ages via classes, activities and special events; and offer informal gathering opportunities through open game room and drop-in recreation programs.	31.50	3,288,587	1,229,800	2,058,787
Aquatics/Fitness Promote residents and visitors utilization of the Golden Gate Aquatic and Fitness Complex, and the Immokalee Pool and Fitness Center by providing a safe and supervised opportunity for the public to access both instructional swimming, general aquatic recreation, and fitness training.	14.50	1,147,496	477,000	670,496
Childcare/Preschool, After School, No School Days, Vacation Strive to meet family needs by providing a safe and supervised environment for all children to attend throughout the year and during the summer months. Provide recreational and enrichment experiences for self-esteem and self-reliance, learning, pleasure, health and well being.	10.50	819,310	688,800	130,510
Project Management Effectively manage Parks and Recreation construction projects, oversee contractors and manage quality and cost controls.	2.00	195,561	-	195,561
Unfilled Positions	10.50	-	-	-
Current Level of Service Budget	<u>130.00</u>	<u>12,060,700</u>	<u>2,422,700</u>	<u>9,638,000</u>
Total Adopted Budget	<u>130.00</u>	<u>12,060,700</u>	<u>2,422,700</u>	<u>9,638,000</u>

Program Performance Measures	FY 2007 Actual	FY 2008 Budget	FY 2008 Forecast	FY 2009 Budget
Acres Maintained	359	359	359	367
Athletic Program Participants	17,308	18,200	17,200	17,400
Camps and Day Care Programs	319	216	353	362
Camps and Day Care Programs Participants Served	5,563	8,200	6,675	6,800
Community Center Program Participants Served	86,540	90,400	85,690	86,000
Community Center Programs	1,623	1,548	975	1,000
Fitness Annual Attendance	151,272	148,000	177,965	178,000
Pool Annual Attendance	197,000	197,000	225,000	225,000
Special Events Attendance	36,000	36,000	29,900	22,000

Program Budgetary Cost Summary	FY 2007 Actual	FY 2008 Adopted	FY 2008 Forecast	FY 2009 Current	FY 2009 Expanded	FY 2009 Adopted	FY 2009 Change
Personal Services	6,965,382	7,599,300	7,245,000	7,269,900	-	7,269,900	(4.3%)
Operating Expense	3,834,836	4,346,000	4,346,000	4,573,400	-	4,573,400	5.2%
Capital Outlay	494,030	526,100	545,200	217,400	-	217,400	(58.7%)
Net Operating Budget	<u>11,294,248</u>	<u>12,471,400</u>	<u>12,136,200</u>	<u>12,060,700</u>	-	<u>12,060,700</u>	<u>(3.3%)</u>
Total Budget	<u>11,294,248</u>	<u>12,471,400</u>	<u>12,136,200</u>	<u>12,060,700</u>	-	<u>12,060,700</u>	<u>(3.3%)</u>
Total FTE	<u>126.00</u>	<u>130.00</u>	<u>130.00</u>	<u>130.00</u>	-	<u>130.00</u>	<u>0 %</u>

**Collier County Government
Fiscal Year 2009 Adopted Budget**

**Public Services Division
Parks & Recreation Department
Parks & Recreation (111)**

Program Funding Sources	FY 2007 Actual	FY 2008 Adopted	FY 2008 Forecast	FY 2009 Current	FY 2009 Expanded	FY 2009 Adopted	FY 2009 Change
Charges For Services	2,027,770	2,363,600	2,193,500	2,355,600	-	2,355,600	(0.3%)
Miscellaneous Revenues	127,825	67,100	67,200	67,100	-	67,100	0 %
Reimb From Other Depts	199	-	-	-	-	-	na
Fleet Revenue Billings	61	-	-	-	-	-	na
Net Cost MSTD General Fund	9,138,394	10,040,700	9,875,500	9,638,000	-	9,638,000	(4.0%)
Total Funding	11,294,248	12,471,400	12,136,200	12,060,700	-	12,060,700	(3.3%)

**Public Services Division
Parks & Recreation Department**

Forecast FY 07/08 – Forecast personal services are \$354,300 below the FY 08 adopted budget. Overall vacancies throughout the Community Parks and Park Maintenance Facilities amounted to 5% attrition for the current year. As personnel left various positions, the Department has elected to implement the hiring freeze for the Community Parks in an effort to make sure attrition was met and the cuts mandated in the prior year were fulfilled.

Capital expenditures are \$19,100 over the adopted budget as there were several capital purchases at the end of the prior fiscal year received in FY08 and the purchase orders and associated budget were rolled forward.

Revenues will fall short of adopted budget by \$170,000. Recreation camps are \$19,000 in total below budget; admissions fell short \$26,400; permit membership sales are \$86,400 under projections; court user fees were \$20,000 less than anticipated; and Special events fell short \$14,000. However, as far as camps are concerned Parks and Recreation has seen an increase in scholarships as Collier County's population is increasingly affected by the present economic downturn.

Current FY 08/09 – Personal services in total decreased by \$329,400 as the Community Parks experience a full year of the unfilled positions. The Community Parks are funded at 91.9% for personnel.

Current Operating Expenses will be \$227,400 over the prior year adopted budget. The largest contributor to this is the increase in utilities of \$164,200 and increased fuel charges totaling \$49,500 as fuel is being budgeted at \$4.50 per gallon.

Capital Outlay of \$217,400 consists of the following:

Golden Gate Aquatic Facility - \$38,000

Fleet recommended replacement of a 2001 John Deere riding mower (\$8,000); replacement of pool heaters for activity pool and water slide (\$12,000); replacement of pump (\$8,000); and replacement of several treadmills (\$10,000).

Parks and Other Property - \$88,000

Replacement of playground equipment at Naples Tot Lot, Best Friends Park and Coconut neighborhood Park (\$40,000); fleet recommend replacement of a 2000 Ford F-350 1-ton pickup 4X2 truck (\$25,000); replacement of a 2003 Smithco ball field machine (\$15,000); and replacement of a 2004 Toro riding mower (\$8,000).

Recreation MSTD - \$25,000

Fleet recommended replacement of (2) 2001 John Deere riding mowers (\$16,000) and fleet recommended replacement of a Smithco ball field machine (\$9,000).

Immokalee Aquatic Facility - \$9,100

Replacement of three sets of soccer goals (\$6,600) and replacement of a golf cart (\$2,500).

Veterans Community Park - \$7,800.

Fleet recommended replacement of a 2000 Club Car golf cart (\$6,000) and purchase of a 50" large screen TV for fee-based classes (\$1,800).

East Naples/Eagle Lakes Community Parks - \$32,500

Skate park repairs (\$3,500); new copy machine (\$5,000); Fleet recommended replacement of 2 riding mowers (\$16,000); and Fleet recommended replacement of a Cushman grounds vehicle (\$8,000).

Vineyards Community Park - \$9,000

Fleet recommended replacement of a Smithco ball field machine (\$9,000).

Max Hasse Community Park - \$8,000.

Fleet recommended replacement of a 2001 John Deere riding mower (\$8,000).

**Public Services Division
Parks & Recreation Department**

The Community Parks postponed the purchase of several Fleet Recommended replacements in order to comply with the current budget policy and absorb the increased operating costs. The items that will not be purchased this year total \$63,000. They are Smithco Ball field machine (\$9,000); 2000 Smithco turf sweeper (\$14,000); four riding mowers (\$32,000); and one utility grounds vehicle (\$8,000).

Revenue FY 08/09 – Revenues in total decreased \$8,000 from prior year adopted budget.

General Notes: The Camps and Day Care Programs performance measures increased substantially in the 2008 forecast and FY 2009 budget because Summer Camp Programs were moved to the MSTD Fund 111 from the Golden Gate Community Center as these Summer Camp Programs are for all Community Parks and not just the Golden Gate Community Center.

**Collier County Government
Fiscal Year 2009 Adopted Budget**

**Public Services Division
Parks & Recreation Department
Golden Gate Community Center (130)**

Mission Statement

To benefit the well-being of the people, community, and environment of Collier County.

Program Summary	FY 2009 Total FTE	FY 2009 Budget	FY 2009 Revenues	FY 2009 Net Cost
Golden Gate Community Center	9.00	1,114,126	577,600	536,526
The Golden Gate Community Center serves as a meeting place for community groups and provides structured programming for all ages via classes, activities, and special events and offers informal gathering opportunities through open game room and drop-in recreation programs.				
Childcare/Preschool, Afterschool, No School, Vacation Camp	1.50	96,374	12,500	83,874
Strive to meet family needs by providing a safe and supervised environment for all children to attend throughout the year and during the summer months. Provide recreational and enrichment experiences for self-esteem, self-reliance, learning, pleasure, health and well being.				
Unfilled Positions	2.00	-	-	-
Reserves/Transfers	-	144,100	764,500	-620,400
Current Level of Service Budget	12.50	1,354,600	1,354,600	-
Total Adopted Budget	12.50	1,354,600	1,354,600	-

Program Performance Measures	FY 2007 Actual	FY 2008 Budget	FY 2008 Forecast	FY 2009 Budget
Total Number of After School/Camp Participants	858	480	468	660
Total Number of After School/Camp Programs	14	16	10	13
Total Number of Participants	16,973	29,700	22,200	29,500
Total Number of Programs	418	420	426	520

Program Budgetary Cost Summary	FY 2007 Actual	FY 2008 Adopted	FY 2008 Forecast	FY 2009 Current	FY 2009 Expanded	FY 2009 Adopted	FY 2009 Change
Personal Services	584,579	529,800	538,500	580,700	-	580,700	9.6%
Operating Expense	367,746	440,500	352,100	334,600	-	334,600	(24.0%)
Indirect Cost Reimburs	278,600	267,300	267,300	289,200	-	289,200	8.2%
Capital Outlay	65,361	-	21,500	2,800	-	2,800	na
Net Operating Budget	1,296,286	1,237,600	1,179,400	1,207,300	-	1,207,300	(2.4%)
Trans to Property Appraiser	3,651	3,400	3,400	3,200	-	3,200	(5.9%)
Trans to Tax Collector	8,905	8,600	8,400	9,500	-	9,500	10.5%
Reserves For Contingencies	-	61,900	-	66,000	-	66,000	6.6%
Reserves For Capital	-	58,700	-	68,600	-	68,600	16.9%
Reserve for Attrition	-	(10,600)	-	-	-	-	(100.0%)
Total Budget	1,308,842	1,359,600	1,191,200	1,354,600	-	1,354,600	(0.4%)
Total FTE	12.50	12.50	12.50	12.50	-	12.50	0 %

**Collier County Government
Fiscal Year 2009 Adopted Budget**

**Public Services Division
Parks & Recreation Department
Golden Gate Community Center (130)**

Program Funding Sources	FY 2007 Actual	FY 2008 Adopted	FY 2008 Forecast	FY 2009 Current	FY 2009 Expanded	FY 2009 Adopted	FY 2009 Change
Ad Valorem Taxes	441,262	429,800	414,200	381,700	-	381,700	(11.2%)
Delinquent Ad Valorem Taxes	20	-	-	-	-	-	na
Charges For Services	163,760	189,600	158,500	187,400	-	187,400	(1.2%)
Miscellaneous Revenues	8,658	6,000	6,000	6,000	-	6,000	0 %
Interest/Misc	26,895	15,000	15,000	15,000	-	15,000	0 %
Trans frm Property Appraiser	619	-	-	-	-	-	na
Trans frm Tax Collector	4,350	-	-	-	-	-	na
Trans fm 111 MSTD Gen Fd	670,700	594,300	594,300	525,200	-	525,200	(11.6%)
Carry Forward	266,387	156,900	271,300	268,100	-	268,100	70.9%
Negative 5% Revenue Reserve	-	(32,000)	-	(28,800)	-	(28,800)	(10.0%)
Total Funding	1,582,651	1,359,600	1,459,300	1,354,600	-	1,354,600	(0.4%)

**Public Services Division
Parks & Recreation Department**

Forecast FY 07/08 - Personal services will be \$8,700 over adopted budget. There were four part-time positions frozen during the year. Two employees took early retirement in April and another long-term employee left mid-year as well. To ensure continuous service within out childcare programs, job bank personnel were utilized at a total cost of \$33,200. Termination payouts were \$7,500 and the VSIP payment was \$18,600. The second retiree elected to have the medical benefits for three years in lieu of the cash pay-out.

Operating expenses will be \$88,400 below budget. Of this variance, \$49,500 is savings in contractual services due to some programs not taking place. Property insurance forecast was reduced by \$22,400 as the premiums were substantially lower than anticipated and these savings were passed to the appropriate departments. Other small cost savings were identified, totaling \$16,500.

Capital Outlay is \$21,500 over adopted budget. In the prior year, the Community Center needed to replace the kitchen hood system and the actual purchase did not happen until the end of the year. Accordingly, the budget and purchase order rolled into the FY 07/08 budget.

Revenues are expected to fall short of the adopted budget by \$46,700. Ad valorem tax dollars were received at \$15,600 below the adopted budget due to discounts for early payment. The Community Center is still working to get their athletic and recreation programs back up to par and is anticipating a \$31,100 shortfall in this area.

Current FY 08/09 – Personal services increased as the department has included \$50,000 for job bank employees to cover the fee generating programs of the Community Center. The Golden Gate Community Center is funded at 84.0% for personal services.

Operating expenses, including indirect cost, will decrease in the current year by \$84,000. Of this, \$34,800 was reduced in Other Contractual Services as staff is planning on running some of the activities in lieu of hiring contract personnel. Property insurance allocation was reduced by \$17,600. Additional savings will be accomplished by reducing other supplies for special events (\$4,000); building supplies of (\$3,000); marketing and promotion (\$4,000) due to elimination of the Bike Fest; pressure cleaning the building is now planned for twice a year instead of quarterly (\$5,000); and minor operating equipment is (\$12,000) less than the prior year as security cameras, folding chairs and tables were replaced in FY 08.

Capital outlay consists of \$2,800 for the purchase of a laptop computer.

Reserve-Capital 08/09 – The capital reserve of \$68,600 includes reserves for the replacement of the air conditioning unit of \$48,100 and two years of reserve for the roof replacement of \$20,500.

General Notes:

The performance measures for Golden Gate Community Center were decreased in the 2008 forecast and FY 2009 budget because the Summer Camp Programs were moved to the MSTD Fund 111 as these programs serve the Community Parks and not just the Golden Gate Community Center.

**Collier County Government
Fiscal Year 2009 Adopted Budget**

**Public Services Division
Parks & Recreation Department
Parks and Recreation Department Grant Fund (119)**

Mission Statement

To accept, monitor and apply various grants within the Parks and Recreation Department.

Program Summary	FY 2009 Total FTE	FY 2009 Budget	FY 2009 Revenues	FY 2009 Net Cost
Summer Food Grant Program Eligible summer camp and area participants served snacks and lunches per the State Food Grant. All costs of this program are reimbursed by the State of Florida.	-	1,080,500	1,080,500	-
Sea Turtle Program Grants	-	8,700	8,700	-
OHV Park Operations	-	108,100	108,100	-
Current Level of Service Budget	-	1,197,300	1,197,300	-
Total Adopted Budget	-	1,197,300	1,197,300	-

Program Budgetary Cost Summary	FY 2007 Actual	FY 2008 Adopted	FY 2008 Forecast	FY 2009 Current	FY 2009 Expanded	FY 2009 Adopted	FY 2009 Change
Personal Services	164,518	253,600	253,600	253,600	-	253,600	0 %
Operating Expense	300,649	334,800	334,800	943,700	-	943,700	181.9%
Capital Outlay	2,811	-	-	-	-	-	na
Net Operating Budget	467,978	588,400	588,400	1,197,300	-	1,197,300	103.5%
Total Budget	467,978	588,400	588,400	1,197,300	-	1,197,300	103.5%

Program Funding Sources	FY 2007 Actual	FY 2008 Adopted	FY 2008 Forecast	FY 2009 Current	FY 2009 Expanded	FY 2009 Adopted	FY 2009 Change
Intergovernmental Revenues	465,167	588,400	588,400	588,400	-	588,400	0 %
SFWMD/Big Cypress Revenue	2,811	-	-	-	-	-	na
Miscellaneous Revenues	2,907	-	608,900	-	-	-	na
Carry Forward	2	-	-	608,900	-	608,900	na
Total Funding	470,887	588,400	1,197,300	1,197,300	-	1,197,300	103.5%

Current FY 08/09 - The Summer Food Grant is anticipated to be \$588,400. The actual grant amount varies each year depending upon the level of service provided as it is a reimbursement grant.

In 2007 the grant provided 85,676 breakfasts and 115,575 lunches for a total reimbursement of \$465,167. This summer the program will provide an estimated 110,000 breakfasts and 140,000 lunches.

Collier County's Summer Food Grant Program continues to receive awards and is looked to as an example by other communities.

During Collier County's final FY 2009 Public Budget Hearing held on September 18, 2008, the Board of County Commissioners (Board) adopted budget resolutions which recognized and appropriated estimated FY 2008 year end balances of approved grant and capital project funds beginning October 1, 2008. In prior years, this action took place in the first month of the new budget year. This action was taken by the Board on September 18, 2008 to ensure that all continuing expense/expenditure appropriations would be available on the first day of the new fiscal year. The impact on this fund was \$608,900.

**Collier County Government
Fiscal Year 2009 Adopted Budget**

**Public Services Division
Public Health Department**

Department Budgetary Cost Summary	FY 2007 Actual	FY 2008 Adopted	FY 2008 Forecast	FY 2009 Current	FY 2009 Expanded	FY 2009 Adopted	FY 2009 Change
Operating Expense	265,748	308,500	294,100	304,500	-	304,500	(1.3%)
Capital Outlay	32,551	20,000	18,800	23,500	-	23,500	17.5%
Grants and Aid	1,504,900	1,481,000	1,481,000	1,445,300	-	1,445,300	(2.4%)
Net Operating Budget	1,803,199	1,809,500	1,793,900	1,773,300	-	1,773,300	(2.0%)
Total Budget	1,803,199	1,809,500	1,793,900	1,773,300	-	1,773,300	(2.0%)

Appropriations by Program	FY 2007 Actual	FY 2008 Adopted	FY 2008 Forecast	FY 2009 Current	FY 2009 Expanded	FY 2009 Adopted	FY 2009 Change
Public Health Department (001)	1,803,199	1,809,500	1,793,900	1,773,300	-	1,773,300	(2.0%)
Total Net Budget	1,803,199	1,809,500	1,793,900	1,773,300	-	1,773,300	(2.0%)
Total Transfers and Reserves	-	-	-	-	-	-	na
Total Budget	1,803,199	1,809,500	1,793,900	1,773,300	-	1,773,300	(2.0%)

Department Funding Sources	FY 2007 Actual	FY 2008 Adopted	FY 2008 Forecast	FY 2009 Current	FY 2009 Expanded	FY 2009 Adopted	FY 2009 Change
Net Cost General Fund	1,803,199	1,809,500	1,793,900	1,773,300	-	1,773,300	(2.0%)
Total Funding	1,803,199	1,809,500	1,793,900	1,773,300	-	1,773,300	(2.0%)

Department Position Summary	FY 2007 Actual	FY 2008 Adopted	FY 2008 Forecast	FY 2009 Current	FY 2009 Expanded	FY 2009 Adopted	FY 2009 Change
Public Health Department (001)	0.01	-	-	-	-	-	na
Total FTE	0.01	-	-	-	-	-	na

**Collier County Government
Fiscal Year 2009 Adopted Budget**

**Public Services Division
Public Health Department
Public Health Department (001)**

Mission Statement

Protect and promote good health for all in Collier County within a partnership between State of Florida Department of Health and Collier County Board of County Commissioners.

Program Summary	FY 2009 Total FTE	FY 2009 Budget	FY 2009 Revenues	FY 2009 Net Cost
General Operating & Administrative Costs	-	328,000	-	328,000
Communicable Disease Control	-	492,600	-	492,600
Personal Health (Primary Care)	-	722,800	-	722,800
Environmental Health & Engineering	-	229,900	-	229,900
Current Level of Service Budget	-	1,773,300	-	1,773,300
Total Adopted Budget	-	1,773,300	-	1,773,300

Program Performance Measures	FY 2007 Actual	FY 2008 Budget	FY 2008 Forecast	FY 2009 Budget
% completed referrals for positive vision and scoliosis screens	0.76	0.79	0.78	0.80
% of Children in childcare centers, birth to 36 months, with up-to-date immunizations	0.94	0.95	0.94	0.95
Immunizations to children, birth to 18, and flu vaccine given to adults	32,026	33,000	32,000	33,500
Total number of vision, hearing, scoliosis and growth & development screens performed	40,060	41,000	41,000	41,750

Program Budgetary Cost Summary	FY 2007 Actual	FY 2008 Adopted	FY 2008 Forecast	FY 2009 Current	FY 2009 Expanded	FY 2009 Adopted	FY 2009 Change
Operating Expense	265,748	308,500	294,100	304,500	-	304,500	(1.3%)
Capital Outlay	32,551	20,000	18,800	23,500	-	23,500	17.5%
Grants and Aid	1,504,900	1,481,000	1,481,000	1,445,300	-	1,445,300	(2.4%)
Net Operating Budget	1,803,199	1,809,500	1,793,900	1,773,300	-	1,773,300	(2.0%)
Total Budget	1,803,199	1,809,500	1,793,900	1,773,300	-	1,773,300	(2.0%)
Total FTE	0.01	-	-	-	-	-	na

Program Funding Sources	FY 2007 Actual	FY 2008 Adopted	FY 2008 Forecast	FY 2009 Current	FY 2009 Expanded	FY 2009 Adopted	FY 2009 Change
Net Cost General Fund	1,803,199	1,809,500	1,793,900	1,773,300	-	1,773,300	(2.0%)
Total Funding	1,803,199	1,809,500	1,793,900	1,773,300	-	1,773,300	(2.0%)

Forecast FY 07/08 – Forecast expenses are \$14,400 lower due to savings in utilities. The prior year was based upon a partial year operations for the Golden Gate WIC office.

The forecast capital outlay is less than budgeted due to purchasing a lower cost replacement vehicle, saving \$1,200.

Current FY 08/09 – Includes \$23,500 in capital outlay for fleet recommended replacement of a 2001 Ford Windstar 7-passenger minivan.

Two schedules are included to support Public Health Department activities, Schedule of Service Funding and Current Programs and a Summary of Current Service Funding Sources.

**Collier County Public Health Department Programs
Summary of Current Service Funding Sources**

Program	County General Revenue	State General Revenue	Fees and Other Revenue	Total
General Operations	\$ 328,000	\$ -	\$ -	\$ 328,000
Communicable Disease Control	492,600	3,205,539	1,937,708	\$ 5,635,847
Personal Health (Primary Care)	722,800	3,809,575	2,302,840	\$ 6,835,215
Environmental Health and Engineering	229,900	1,096,434	662,781	\$ 1,989,115
Total	\$ 1,773,300	\$ 8,111,548	\$ 4,903,329	\$ 14,788,177
Percent of Total Funding	12.0%	54.9%	33.2%	

Note: The County's General Fund contribution of \$1,773,300 is 12.0% of the total funding in FY 09 as compared to \$1,809,500 or 13.0% in FY 08.

**Fiscal Year 2009 Adopted Budget
Collier County Government**

**Collier County Public Health Department Programs
Schedule of Service Funding and Current Programs**

Programs:	Priority	State FTE's	Total County FY 08 Costs	Less Revenues	Collier County Net Cost
<u>General Operating & Administrative Costs</u>		0	328,000	-	328,000
<u>Base Level:</u>					
<u>Communicable Disease Control:</u>					
Programs funded by County:					
Immunization	1	15	254,860	37,960	216,900
Sexually Transmitted Diseases	4	8.5	50,700	-	50,700
AIDS	5	17	15,980	2,380	13,600
Tuberculosis	3	10	85,900	12,800	73,100
Communicable Disease	2	5.5	136,420	20,320	116,100
Public Health Preparedness and Response	6	7	33,700	-	33,700
CDCP Budget Reduction		7	(11,500)	-	(11,500)
Subtotal		70	566,060	73,460	492,600
<u>Personal Health (Primary Care):</u>					
Programs funded by County:					
Child Health	9	4	86,950	12,950	74,000
Health)	8	0	345,570	51,470	294,100
Tobacco & Cardiovascular Health Educator	15	1	33,200	-	33,200
School Health	10	8	82,370	12,270	70,100
Adult Health	12	7	131,370	19,570	111,800
Physicians Led Access Network	16	1	58,280	8,680	49,600
Dental	11	11	125,850	18,750	107,100
PH Budget Reduction		56	(17,100)	-	(17,100)
Subtotal		88	846,490	123,690	722,800
<u>Environmental Health & Engineering:</u>					
Water Quality Testing Program	13	1.5	7,700	-	7,700
Onsite Sewage Treatment and Disposal Program	7	8	7,800	-	7,800
Arbovirus Sentinel Surveillance Program	14	1	28,500	-	28,500
Health Department Inspectors – Migrant Housing	17	4	193,000	-	193,000
EH Budget Reduction		14.5	(7,100)	-	(7,100)
Subtotal		29	229,900	-	229,900
Total General Revenue Funding		187	1,970,450	197,150	1,773,300

Note: The budget reductions are entered as negative amounts, totaling \$35,700 to bring the Public Health Department into compliance with the FY 09 budget requirements.

**Collier County Government
Fiscal Year 2009 Adopted Budget**

**Public Services Division
Veterans Services**

Department Budgetary Cost Summary	FY 2007 Actual	FY 2008 Adopted	FY 2008 Forecast	FY 2009 Current	FY 2009 Expanded	FY 2009 Adopted	FY 2009 Change
Personal Services	273,747	285,700	285,700	271,500	-	271,500	(5.0%)
Operating Expense	45,408	80,200	80,200	76,200	-	76,200	(5.0%)
Net Operating Budget	319,155	365,900	365,900	347,700	-	347,700	(5.0%)
Total Budget	319,155	365,900	365,900	347,700	-	347,700	(5.0%)

Appropriations by Program	FY 2007 Actual	FY 2008 Adopted	FY 2008 Forecast	FY 2009 Current	FY 2009 Expanded	FY 2009 Adopted	FY 2009 Change
Veterans Services (001)	319,155	365,900	365,900	347,700	-	347,700	(5.0%)
Total Net Budget	319,155	365,900	365,900	347,700	-	347,700	(5.0%)
Total Transfers and Reserves	-	-	-	-	-	-	na
Total Budget	319,155	365,900	365,900	347,700	-	347,700	(5.0%)

Department Funding Sources	FY 2007 Actual	FY 2008 Adopted	FY 2008 Forecast	FY 2009 Current	FY 2009 Expanded	FY 2009 Adopted	FY 2009 Change
Miscellaneous Revenues	24	-	-	-	-	-	na
Net Cost General Fund	319,132	365,900	365,900	347,700	-	347,700	(5.0%)
Total Funding	319,155	365,900	365,900	347,700	-	347,700	(5.0%)

Department Position Summary	FY 2007 Actual	FY 2008 Adopted	FY 2008 Forecast	FY 2009 Current	FY 2009 Expanded	FY 2009 Adopted	FY 2009 Change
Veterans Services (001)	3.50	3.50	3.50	3.50	-	3.50	0 %
Total FTE	3.50	3.50	3.50	3.50	-	3.50	0 %

**Collier County Government
Fiscal Year 2009 Adopted Budget**

**Public Services Division
Veterans Services
Veterans Services (001)**

Mission Statement

To assist veterans and their dependents in preparing and pursuing claims and other entitlements.

Program Summary	FY 2009 Total FTE	FY 2009 Budget	FY 2009 Revenues	FY 2009 Net Cost
Veteran Advocacy To assist veterans and their dependents with service and non-service connected claims against the Veteran's Administration (VA). To provide information and assistance in obtaining other federal, state and local benefits.	3.00	290,000	-	290,000
Transportation System Transport veterans to VA medical facilities throughout Southern Florida.	-	7,700	-	7,700
July 4th Celebration Support Provide support to various July 4th celebration activities.	-	50,000	-	50,000
Unfilled Positions (FTE's)	0.50	-	-	-
Current Level of Service Budget	<u>3.50</u>	<u>347,700</u>	-	<u>347,700</u>
Total Adopted Budget	<u>3.50</u>	<u>347,700</u>	-	<u>347,700</u>

Program Performance Measures	FY 2007 Actual	FY 2008 Budget	FY 2008 Forecast	FY 2009 Budget
Clients Served	2,688	2,600	2,700	2,700
Clients Transported	624	650	600	600
Volunteer Hours	2,122	2,300	2,200	2,200

Program Budgetary Cost Summary	FY 2007 Actual	FY 2008 Adopted	FY 2008 Forecast	FY 2009 Current	FY 2009 Expanded	FY 2009 Adopted	FY 2009 Change
Personal Services	273,747	285,700	285,700	271,500	-	271,500	(5.0%)
Operating Expense	45,408	80,200	80,200	76,200	-	76,200	(5.0%)
Net Operating Budget	<u>319,155</u>	<u>365,900</u>	<u>365,900</u>	<u>347,700</u>	-	<u>347,700</u>	<u>(5.0%)</u>
Total Budget	<u>319,155</u>	<u>365,900</u>	<u>365,900</u>	<u>347,700</u>	-	<u>347,700</u>	<u>(5.0%)</u>
Total FTE	<u>3.50</u>	<u>3.50</u>	<u>3.50</u>	<u>3.50</u>	-	<u>3.50</u>	<u>0 %</u>

Program Funding Sources	FY 2007 Actual	FY 2008 Adopted	FY 2008 Forecast	FY 2009 Current	FY 2009 Expanded	FY 2009 Adopted	FY 2009 Change
Miscellaneous Revenues	24	-	-	-	-	-	na
Net Cost General Fund	319,132	365,900	365,900	347,700	-	347,700	(5.0%)
Total Funding	<u>319,155</u>	<u>365,900</u>	<u>365,900</u>	<u>347,700</u>	-	<u>347,700</u>	<u>(5.0%)</u>

Current FY 08/09 - Personal services decreased due to the retirement of the transportation volunteer coordinator. The position has been frozen and the Administrative Assistant at Veterans Services will be cross-trained to pick up the duties of transportation coordination with the volunteers to maintain transportation services. The Veterans Services Department is funded at 85.7% for personnel.

Operating expenses of \$4,000 were identified and reduced for the current fiscal year. The funding for the Independence Day (4th of July) celebration activities is consistent with prior years and remains at \$50,000.

**Collier County Government
Fiscal Year 2009 Adopted Budget**

**Public Services Division
Coastal Zone Management**

Department Budgetary Cost Summary	FY 2007 Actual	FY 2008 Adopted	FY 2008 Forecast	FY 2009 Current	FY 2009 Expanded	FY 2009 Adopted	FY 2009 Change
Personal Services	-	152,000	151,600	156,400	-	156,400	2.9%
Operating Expense	50,999	96,400	215,900	151,500	-	151,500	57.2%
Capital Outlay	2,874	10,000	10,000	9,500	-	9,500	(5.0%)
Net Operating Budget	53,873	258,400	377,500	317,400	-	317,400	22.8%
Total Budget	53,873	258,400	377,500	317,400	-	317,400	22.8%

Appropriations by Program	FY 2007 Actual	FY 2008 Adopted	FY 2008 Forecast	FY 2009 Current	FY 2009 Expanded	FY 2009 Adopted	FY 2009 Change
Coastal Zone Management (111)	7,800	258,400	296,600	227,400	-	227,400	(12.0%)
Natural Resources Grants (117)	46,073	-	80,900	90,000	-	90,000	na
Total Net Budget	53,873	258,400	377,500	317,400	-	317,400	22.8%
Total Transfers and Reserves	-	-	-	-	-	-	na
Total Budget	53,873	258,400	377,500	317,400	-	317,400	22.8%

Department Funding Sources	FY 2007 Actual	FY 2008 Adopted	FY 2008 Forecast	FY 2009 Current	FY 2009 Expanded	FY 2009 Adopted	FY 2009 Change
Licenses & Permits	-	50,000	50,000	50,000	-	50,000	0 %
Intergovernmental Revenues	36,125	-	170,900	-	-	-	na
Miscellaneous Revenues	6	-	-	-	-	-	na
Interest/Misc	-	-	-	-	-	-	na
Net Cost MSTD General Fund	7,800	208,400	246,600	177,400	-	177,400	(14.9%)
Trans fm 111 MSTD Gen Fd	5,000	-	-	-	-	-	na
Carry Forward	9,989	-	-	90,000	-	90,000	na
Total Funding	58,920	258,400	467,500	317,400	-	317,400	22.8%

Department Position Summary	FY 2007 Actual	FY 2008 Adopted	FY 2008 Forecast	FY 2009 Current	FY 2009 Expanded	FY 2009 Adopted	FY 2009 Change
Coastal Zone Management (111)	-	2.00	2.00	2.00	-	2.00	0 %
Total FTE	-	2.00	2.00	2.00	-	2.00	0 %

**Collier County Government
Fiscal Year 2009 Adopted Budget**

**Public Services Division
Coastal Zone Management
Coastal Zone Management (111)**

Mission Statement

To protect, preserve, and enhance Collier County's pristine coastal ecosystem while providing strategic access to this valuable County amenity for enjoyment by residents and visitors.

Program Summary	FY 2009 Total FTE	FY 2009 Budget	FY 2009 Revenues	FY 2009 Net Cost
Department Adm. and Overhead	2.00	227,400	50,000	177,400
Coastal Zone Management Administration and Overhead.				
Current Level of Service Budget	2.00	227,400	50,000	177,400
Total Adopted Budget	2.00	227,400	50,000	177,400

Program Budgetary Cost Summary	FY 2007 Actual	FY 2008 Adopted	FY 2008 Forecast	FY 2009 Current	FY 2009 Expanded	FY 2009 Adopted	FY 2009 Change
Personal Services	-	152,000	151,600	156,400	-	156,400	2.9%
Operating Expense	7,800	96,400	135,000	61,500	-	61,500	(36.2%)
Capital Outlay	-	10,000	10,000	9,500	-	9,500	(5.0%)
Net Operating Budget	7,800	258,400	296,600	227,400	-	227,400	(12.0%)
Total Budget	7,800	258,400	296,600	227,400	-	227,400	(12.0%)
Total FTE	-	2.00	2.00	2.00	-	2.00	0 %

Program Funding Sources	FY 2007 Actual	FY 2008 Adopted	FY 2008 Forecast	FY 2009 Current	FY 2009 Expanded	FY 2009 Adopted	FY 2009 Change
Licenses & Permits	-	50,000	50,000	50,000	-	50,000	0 %
Net Cost MSTD General Fund	7,800	208,400	246,600	177,400	-	177,400	(14.9%)
Total Funding	7,800	258,400	296,600	227,400	-	227,400	(12.0%)

**Public Services Division
Coastal Zone Management**

Beginning FY 08, a new Coastal Zone Management cost center was created within the Public Services Division to account for overhead and related operating expense connected with this function. This function emerged out of the reorganization of Community Development and Environmental Services with a greater emphasis placed upon support of Coastal Systems.

Forecast FY 07/08 - Operating expense exceeds budget due to a professional services contract entered into at the end of the prior fiscal year. The actual expenditure took place in the current fiscal year.

Current FY 08/09 - Personal Services are based upon a budget for two (2) authorized positions; one Project Manager and one (1) Environmental Specialist.

Revenues include \$50,000 from the Boater Improvement Program, which come from Vessel Registrations.

UFR - FY 08/09 - County Estuary Management has been discussed in the context of recent activities connected with Pelican Bay and the County's \$214,000 transfer from MSTD General Fund (111) to Clam Bay Restoration Fund (320). If the County were to provide Estuary Management Services County wide, the following program would be suggested;

Estuary Management

1. YSI – Water Sampling	\$8,000
2. Mixing Study Clam Bay	\$50,000
3. Pollution Loading Model – Clam Bay	\$10,000
4. Biological Study – Clam Bay	\$20,000
5 Water Quality Vanderbilt Lagoon	\$70,000
6. Wiggins Pass/ECA Studies and Support	\$35,000

TOTAL \$193,000

**Collier County Government
Fiscal Year 2009 Adopted Budget**

**Public Services Division
Coastal Zone Management
Natural Resources Grants (117)**

Mission Statement

To procure and administer natural resource grants.

Program Summary	FY 2009 Total FTE	FY 2009 Budget	FY 2009 Revenues	FY 2009 Net Cost
Departmental Administration/Overhead	-	200	90,000	-89,800
Procurement and administration of natural resources grants.				
Misc. Grants	-	89,800	-	89,800
Not budgeted; staff will apply for grants as they become available throughout the year.				
Current Level of Service Budget	-	90,000	90,000	-
Total Adopted Budget	-	90,000	90,000	-

Program Budgetary Cost Summary	FY 2007 Actual	FY 2008 Adopted	FY 2008 Forecast	FY 2009 Current	FY 2009 Expanded	FY 2009 Adopted	FY 2009 Change
Operating Expense	43,199	-	80,900	90,000	-	90,000	na
Capital Outlay	2,874	-	-	-	-	-	na
Net Operating Budget	46,073	-	80,900	90,000	-	90,000	na
Total Budget	46,073	-	80,900	90,000	-	90,000	na

Program Funding Sources	FY 2007 Actual	FY 2008 Adopted	FY 2008 Forecast	FY 2009 Current	FY 2009 Expanded	FY 2009 Adopted	FY 2009 Change
Intergovernmental Revenues	36,125	-	170,900	-	-	-	na
Miscellaneous Revenues	6	-	-	-	-	-	na
Interest/Misc	-	-	-	-	-	-	na
Trans fm 111 MSTD Gen Fd	5,000	-	-	-	-	-	na
Carry Forward	9,989	-	-	90,000	-	90,000	na
Total Funding	51,120	-	170,900	90,000	-	90,000	na

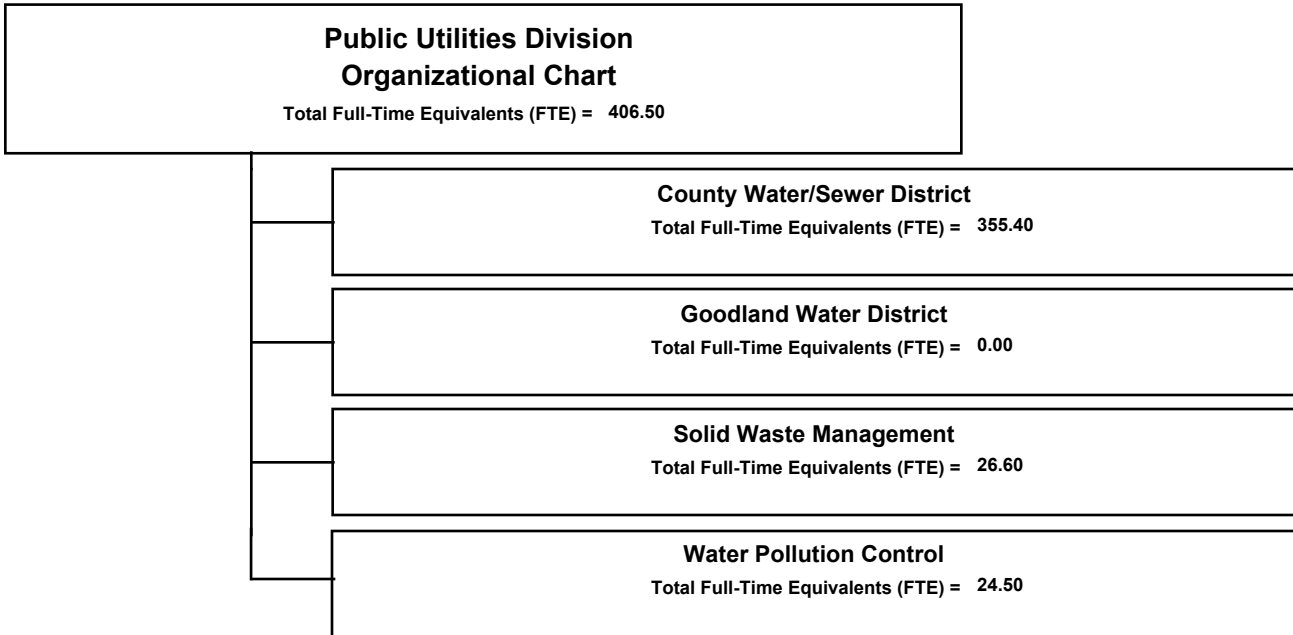
Natural Resource Fund (117) budget allocations are approved by budget amendment recognizing that the predominant funding sources are grants.

Forecast FY 07/08 - Priority has been placed upon executing provisions of the October 2006 Derelict Vessel Cooperative Agreement entered into between Collier County and the United States Fish and Wildlife Service. Over a five year period, the USFWS will provide grant funding up to \$250K with Collier County responsible for administering and applying grant funding toward removal of derelict vessel's.

Grants from the Fish and Wildlife Service as well as the Florida Boating Improvement Program currently total \$170,900. These are reimbursement grants and upon expenditure of funds, grant draws are requested.

During Collier County's final FY 2009 Public Budget Hearing held on September 18, 2008, the Board of County Commissioners (Board) adopted budget resolutions which recognized and appropriated estimated FY 2008 year end balances of approved grant and capital project funds beginning October 1, 2008. In prior years, this action took place in the first month of the new budget year. This action was taken by the Board on September 18, 2008 to ensure that all continuing expense/expenditure appropriations would be available on the first day of the new fiscal year. The impact on this fund was \$90,000.

Public Utilities Division



Public Utilities Division
James W. DeLony, Administrator

The Public Utilities Division has responsibilities for Administration, Financial Operations, Engineering, Wastewater Department, Water Department, Solid Waste Department, and Pollution Control.

Administration

The Administration Department provides management, policy oversight, administrative, and public information support to the operations and capital improvement programs of the Public Utilities Division. Additionally, the Administration Department works in concert with the County Manager's Office and other Divisions in support of the County's strategic goals as they relate to revising the Growth Management Plan and Land Development Code to improve the County's ability to manage and control the rate and quality of future development. The Department has a staff of 3.0 Full Time Equivalents (FTEs) and a net operating budget of \$0.42 million. The Department is funded by reimbursements from other Public Utilities departments, which are generated by water, wastewater and solid waste user fees, and Pollution Control ad valorem funds.

Financial Operations

The Financial Operations Department provides sound fiscal assessment and guidance of the Public Utilities Division's operations and capital expenditure programs pursuant to the development of impact and user fee rate studies, administration of vendor payments, and the payment of various general overhead costs associated with the efficient, reliable and compliant operations of the Collier County Water-Sewer District. Working with the County Finance Committee, this Department operates in support of the County's strategic goal of improving financial planning, management, and reporting processes. As such, it is responsible to ensure that external financing is available to support the Division-wide funding needs. Additionally, the Department provides for billings, collections, and customer service for approximately 58,000 water-wastewater accounts, and approximately 108,000 solid waste accounts. The Department has a staff of 52.0 FTEs and a net operating budget of \$11.0 million. The Department is funded by reimbursements from other Public Utilities departments, which are generated by water, wastewater, and solid waste user fees.

Engineering

The Engineering Department is responsible for the proactive and efficient planning and project management of the Public Utilities Division's capital improvement program, and in support of the County's strategic goal to develop reliable public infrastructure and resource management processes. The Department has a staff of 25.4 FTEs and a net operating budget of \$2.2 million. The Department is funded by reimbursements from other Public Utilities departments, which are generated by water, wastewater, and solid waste user fees.

Wastewater Department

The Wastewater Department provides effective management, operation, and maintenance of the Collier County Wastewater system to ensure all facilities operate in regulatory compliance, efficiently meet demand levels, provide a safe work environment, and provide a level of service that exceeds the expectations of over 52,500 customers within the Collier County Water-Sewer District. The Department currently operates two water reclamation facilities with a combined ability to treat approximately 40.1 million gallons per day. The Department produces 5.4 billion gallons of Irrigation Quality Water per year that is returned to the community for beneficial use. The Department has a staff of 142.0 FTEs and a net operating budget of \$21.9 million. The Department does not receive tax revenue or other support from the General Fund; it is funded through customer service revenues – user fees, impact fees, reclaimed water fees, and miscellaneous fees for service.

Water Department

The Water Department provides potable water services to over 180,000 customers within the Collier County Water-Sewer District and the Goodland Water Sub-district. The Department currently operates two water treatment facilities with a combined constructed capacity to treat and deliver 44 million gallons of potable water per day, with a reliable capacity of 39.6 million gallons of potable water per day. The Department has a staff of 133.0 FTEs and a net operating budget of \$22.7 million. The Department is also responsible for the \$0.17 million operating budget of the Public Utilities Operations Center. The Department does not receive tax revenue or other support from the General Fund; it is funded through customer service revenues – user rates, impact fees, meter and backflow device installation charges, and miscellaneous fees for service.

Public Utilities Division

Solid Waste Management

The Solid Waste Management Department is responsible for the efficient and economical balance of public and private services to meet State requirements for solid waste management and disposal in a manner that assures public health and safety, and protects the air, water, and land resources in a customer-oriented, environmentally sound and cost-effective way. This includes the proper collection and disposal of municipal solid and hazardous waste, waste reduction and residential and non-residential recycling programs, and landfill operations. The Department currently operates three hazardous waste collection centers, two scale houses, and three recycling centers, and administers solid and hazardous waste collections and disposal contracts. The Department is also responsible for managing and maintaining funds necessary for the county's landfill closures. The Department has a staff of 26.6 FTEs and a net operating budget of 32.9 million. The Department is funded through landfill tipping fees, franchise fees, and State grants.

Pollution Control:

The Pollution Control Department is responsible for the proactive planning, development and efficient implementation of programs designed to protect the safety, health and welfare of the community and its environment. This includes the protection of Collier County's groundwater, freshwater, surface water and other non-tidal water resources from all sources of pollution. Department programs are implemented in compliance with Collier County's Pollution Control Ordinance, the Growth Management Plan, related contracts, agreements and State mandates. The Department has a staff of 24.5 FTEs and a net operating budget of \$3.7 million. The Department is funded by ad valorem taxes and through reimbursement contracts for services with several State and County agencies.

For more information on programs within the Public Utilities Division, please contact:

252-2575	Administration
252-2575	Financial Operations
252-5335	Engineering
289-9685	Wastewater Department
253-0947	Water Department
252-2508	Solid Waste Management
252-2502	Pollution Control

**Collier County Government
Fiscal Year 2009 Adopted Budget**

Public Utilities Division

Division Budgetary Cost Summary	FY 2007 Actual	FY 2008 Adopted	FY 2008 Forecast	FY 2009 Current	FY 2009 Expanded	FY 2009 Adopted	FY 2009 Change
Personal Services	27,157,951	29,592,800	27,766,100	27,666,900	-	27,666,900	(6.5%)
Operating Expense	56,870,186	64,432,700	54,968,300	58,980,200	-	58,980,200	(8.5%)
Indirect Cost Reimburs	2,859,900	3,204,900	3,204,900	3,174,500	-	3,174,500	(0.9%)
Payment In Lieu of Taxes	3,376,200	3,349,000	3,349,000	3,289,600	-	3,289,600	(1.8%)
Capital Outlay	2,886,594	1,424,200	1,147,000	879,200	-	879,200	(38.3%)
Remittances	-	-	4,200	-	-	-	na
Total Net Budget	93,150,831	102,003,600	90,439,500	93,990,400	-	93,990,400	(7.9)%
Trans to Property Appraiser	238,868	268,200	261,000	281,700	-	281,700	5.0%
Trans to Tax Collector	152,275	198,800	189,500	179,400	-	179,400	(9.8%)
Trans to General Fund	404,000	439,800	439,800	456,200	-	456,200	3.7%
Trans to 301 Co Wide Cap Fd	1,091,500	1,062,700	1,062,700	218,400	-	218,400	(79.4%)
Trans to 408 Water/Sewer Fd	178,158	217,900	217,900	172,100	-	172,100	(21.0%)
Trans to 410 W/S Debt Serv Fd	7,697,900	6,285,400	6,285,400	12,975,500	-	12,975,500	106.4%
Trans to 412 W User Fee Cap Fd	19,825,800	5,775,400	5,775,400	11,530,100	-	11,530,100	99.6%
Trans to 414 S User Fee Cap Fd	18,408,100	9,553,100	9,553,100	25,994,200	-	25,994,200	172.1%
Trans to 474 Solid Waste Cap Fd	755,900	2,099,400	3,786,800	2,062,600	-	2,062,600	(1.8%)
Reserves For Contingencies	-	5,744,000	-	4,681,800	-	4,681,800	(18.5%)
Reserves For Capital	-	7,809,500	-	7,192,700	-	7,192,700	(7.9%)
Reserves For Cash Flow	-	12,265,200	-	17,092,600	-	17,092,600	39.4%
Reserve for Attrition	-	(1,233,200)	-	-	-	-	(100.0%)
Total Budget	141,903,332	152,489,800	118,011,100	176,827,700	-	176,827,700	16.0%

Appropriations by Department	FY 2007 Actual	FY 2008 Adopted	FY 2008 Forecast	FY 2009 Current	FY 2009 Expanded	FY 2009 Adopted	FY 2009 Change
County Water/Sewer District	59,002,806	63,060,700	55,574,400	57,701,900	-	57,701,900	(8.5%)
Goodland Water District	484,343	474,500	474,600	462,600	-	462,600	(2.5%)
Solid Waste Management	31,018,098	35,702,000	31,294,600	32,989,000	-	32,989,000	(7.6%)
Water Pollution Control	2,645,584	2,766,400	3,095,900	2,836,900	-	2,836,900	2.5%
Total Net Budget	93,150,831	102,003,600	90,439,500	93,990,400	-	93,990,400	(7.9)%
County Water/Sewer District	47,232,000	35,342,800	22,818,100	66,213,500	-	66,213,500	87.3%
Goodland Water District	-	372,000	-	154,500	-	154,500	(58.5%)
Solid Waste Management	1,366,254	14,043,200	4,489,200	15,606,300	-	15,606,300	11.1%
Water Pollution Control	154,247	728,200	264,300	863,000	-	863,000	18.5%
Total Transfers and Reserves	48,752,501	50,486,200	27,571,600	82,837,300	-	82,837,300	64.1%
Total Budget	141,903,332	152,489,800	118,011,100	176,827,700	-	176,827,700	16.0%

**Collier County Government
Fiscal Year 2009 Adopted Budget**

Public Utilities Division

Division Funding Sources	FY 2007 Actual	FY 2008 Adopted	FY 2008 Forecast	FY 2009 Current	FY 2009 Expanded	FY 2009 Adopted	FY 2009 Change
Ad Valorem Taxes	2,380,195	2,318,100	2,318,100	2,319,800	-	2,319,800	0.1%
Delinquent Ad Valorem Taxes	732	-	100	-	-	-	na
Franchise Fees	887,864	964,400	989,200	1,009,000	-	1,009,000	4.6%
Licenses & Permits	715	800	500	500	-	500	(37.5%)
Intergovernmental Revenues	170,638	159,000	317,200	158,500	-	158,500	(0.3%)
SFWMD/Big Cypress Revenue	1,620	-	-	-	-	-	na
Charges For Services	21,584,502	25,667,700	20,978,900	22,266,500	-	22,266,500	(13.3%)
Water Revenue	42,231,607	43,863,500	41,442,000	43,650,400	-	43,650,400	(0.5%)
Sewer Revenue	43,413,583	47,900,000	46,249,800	48,739,000	-	48,739,000	1.8%
Mandatory Collection Fees	16,096,428	17,288,400	17,180,300	17,787,100	-	17,787,100	2.9%
Fines & Forfeitures	77,207	35,000	76,800	35,000	-	35,000	0 %
Miscellaneous Revenues	8,227,350	539,700	709,300	695,400	-	695,400	28.8%
Interest/Misc	1,072,990	606,100	889,000	727,500	-	727,500	20.0%
Assessments	13,923	-	-	-	-	-	na
Other Financing Sources	5,380,365	-	-	-	-	-	na
Reimb From Other Depts	932,252	1,142,800	957,600	1,174,700	-	1,174,700	2.8%
Trans frm Property Appraiser	2,973	-	3,000	-	-	-	na
Trans frm Tax Collector	74,379	41,600	74,300	47,500	-	47,500	14.2%
Net Cost Co Water/Sewer Op	(27,803,750)	-	(30,534,400)	-	-	-	na
Trans fm Special Rev Fds	92,789	-	-	-	-	-	na
Trans fm 113 Comm Dev Fd	50,000	50,000	-	-	-	-	(100.0%)
Trans fm 114 Pollutn Ctrl Fd	-	64,300	64,300	54,900	-	54,900	(14.6%)
Trans fm 409 W/S Assessmt Fd	44,641	25,200	25,200	10,500	-	10,500	(58.3%)
Trans fm 470 Solid Waste Fd	178,158	153,600	153,600	82,900	-	82,900	(46.0%)
Trans fm 473 Mand Collct Fd	-	-	-	34,300	-	34,300	na
Carry Forward	42,370,571	18,655,300	30,494,200	44,912,300	-	44,912,300	140.7%
Negative 5% Revenue Reserve	-	(6,985,700)	-	(6,878,100)	-	(6,878,100)	(1.5%)
Total Funding	157,481,732	152,489,800	132,389,000	176,827,700	-	176,827,700	16.0%

Division Position Summary	FY 2007 Actual	FY 2008 Adopted	FY 2008 Forecast	FY 2009 Current	FY 2009 Expanded	FY 2009 Adopted	FY 2009 Change
County Water/Sewer District	346.40	357.40	355.40	355.40	-	355.40	(0.6%)
Goodland Water District	0.01	-	-	-	-	-	na
Solid Waste Management	26.10	26.60	26.60	26.60	-	26.60	0 %
Water Pollution Control	24.50	24.50	24.50	24.50	-	24.50	0 %
Total FTE	397.01	408.50	406.50	406.50	-	406.50	(0.5%)

**Collier County Government
Fiscal Year 2009 Adopted Budget**

**Public Utilities Division
County Water/Sewer District**

Department Budgetary Cost Summar	FY 2007 Actual	FY 2008 Adopted	FY 2008 Forecast	FY 2009 Current	FY 2009 Expanded	FY 2009 Adopted	FY 2009 Change
Personal Services	23,691,861	25,942,000	24,329,100	24,011,300	-	24,011,300	(7.4%)
Operating Expense	27,312,618	30,143,100	24,707,300	27,355,300	-	27,355,300	(9.2%)
Indirect Cost Reimburs	2,334,600	2,615,600	2,615,600	2,489,200	-	2,489,200	(4.8%)
Payment In Lieu of Taxes	3,376,200	3,349,000	3,349,000	3,289,600	-	3,289,600	(1.8%)
Capital Outlay	2,287,528	1,011,000	573,400	556,500	-	556,500	(45.0%)
Net Operating Budget	59,002,806	63,060,700	55,574,400	57,701,900	-	57,701,900	(8.5%)
Trans to General Fund	341,500	278,500	278,500	305,100	-	305,100	9.6%
Trans to 301 Co Wide Cap Fd	958,700	925,700	925,700	193,100	-	193,100	(79.1%)
Trans to 410 W/S Debt Serv Fd	7,697,900	6,285,400	6,285,400	12,975,500	-	12,975,500	106.4%
Trans to 412 W User Fee Cap Fd	19,825,800	5,775,400	5,775,400	11,530,100	-	11,530,100	99.6%
Trans to 414 S User Fee Cap Fd	18,408,100	9,553,100	9,553,100	25,994,200	-	25,994,200	172.1%
Reserves For Contingencies	-	3,763,200	-	2,810,000	-	2,810,000	(25.3%)
Reserves For Capital	-	-	-	865,100	-	865,100	na
Reserves For Cash Flow	-	9,848,000	-	11,540,400	-	11,540,400	17.2%
Reserve for Attrition	-	(1,086,500)	-	-	-	-	(100.0%)
Total Budget	106,234,806	98,403,500	78,392,500	123,915,400	-	123,915,400	25.9%

Appropriations by Program	FY 2007 Actual	FY 2008 Adopted	FY 2008 Forecast	FY 2009 Current	FY 2009 Expanded	FY 2009 Adopted	FY 2009 Change
Public Utilities Administration (408)	381,470	456,300	391,100	416,900	-	416,900	(8.6%)
Public Utilities Engineering (408)	2,610,273	2,899,600	2,429,600	2,220,000	-	2,220,000	(23.4%)
Public Utilities Financial Operations (408)	12,032,984	12,794,700	12,025,600	10,980,200	-	10,980,200	(14.2%)
Public Utilities Operations Center (408)	118,696	228,300	157,800	172,200	-	172,200	(24.6%)
Wastewater Department (408)	21,511,638	23,118,300	20,243,800	21,870,000	-	21,870,000	(5.4%)
Water Department (408)	22,347,746	23,563,500	20,326,500	22,042,600	-	22,042,600	(6.5%)
Total Net Budget	59,002,806	63,060,700	55,574,400	57,701,900	-	57,701,900	(8.5%)
Total Transfers and Reserves	47,232,000	35,342,800	22,818,100	66,213,500	-	66,213,500	87.3%
Total Budget	106,234,806	98,403,500	78,392,500	123,915,400	-	123,915,400	25.9%

Department Funding Sources	FY 2007 Actual	FY 2008 Adopted	FY 2008 Forecast	FY 2009 Current	FY 2009 Expanded	FY 2009 Adopted	FY 2009 Change
Charges For Services	4,594,600	4,089,200	3,834,700	3,835,400	-	3,835,400	(6.2%)
Water Revenue	41,725,253	43,300,000	41,136,400	43,344,800	-	43,344,800	0.1%
Sewer Revenue	43,413,583	47,900,000	46,249,800	48,739,000	-	48,739,000	1.8%
Fines & Forfeitures	77,207	35,000	76,800	35,000	-	35,000	0%
Miscellaneous Revenues	7,646,146	382,200	549,300	520,400	-	520,400	36.2%
Interest/Misc	546,187	273,400	521,000	536,500	-	536,500	96.2%
Other Financing Sources	5,332,233	-	-	-	-	-	na
Reimb From Other Depts	855,500	993,800	800,000	1,037,900	-	1,037,900	4.4%
Net Cost Co Water/Sewer Op	(27,803,750)	-	(30,534,400)	-	-	-	na
Trans fm 114 Pollutn Ctrl Fd	-	64,300	64,300	54,900	-	54,900	(14.6%)
Trans fm 409 W/S Assessmt Fd	44,641	25,200	25,200	10,500	-	10,500	(58.3%)
Trans fm 470 Solid Waste Fd	178,158	153,600	153,600	82,900	-	82,900	(46.0%)
Trans fm 473 Mand Collct Fd	-	-	-	34,300	-	34,300	na
Carry Forward	29,625,048	5,985,800	15,515,800	30,534,400	-	30,534,400	410.1%
Negative 5% Revenue Reserve	-	(4,799,000)	-	(4,850,600)	-	(4,850,600)	1.1%
Total Funding	106,234,806	98,403,500	78,392,500	123,915,400	-	123,915,400	25.9%

**Collier County Government
Fiscal Year 2009 Adopted Budget**

**Public Utilities Division
County Water/Sewer District**

Department Position Summary	FY 2007 Actual	FY 2008 Adopted	FY 2008 Forecast	FY 2009 Current	FY 2009 Expanded	FY 2009 Adopted	FY 2009 Change
Public Utilities Administration (408)	3.00	3.00	3.00	3.00	-	3.00	0 %
Public Utilities Financial Operations (408)	58.00	62.00	62.00	52.00	-	52.00	(16.1%)
Public Utilities Engineering (408)	25.40	27.40	25.40	25.40	-	25.40	(7.3%)
Wastewater Department (408)	141.00	142.00	142.00	142.00	-	142.00	0 %
Water Department (408)	119.00	123.00	123.00	133.00	-	133.00	8.1%
Total FTE	346.40	357.40	355.40	355.40	-	355.40	(0.6%)

**Collier County Government
Fiscal Year 2009 Adopted Budget**

**Public Utilities Division
County Water/Sewer District
Public Utilities Administration (408)**

Mission Statement

To provide management and administrative support to the operations and capital improvement programs of the Public Utilities Division, including Water, Wastewater, Pollution Control and Solid Waste to facilitate efforts to operate in regulatory compliance, efficiently meet demand levels, build and empower workforce, and to provide services that exceed customer expectations.

Program Summary	FY 2009 Total FTE	FY 2009 Budget	FY 2009 Revenues	FY 2009 Net Cost
Departmental Administration/Overhead	3.00	416,900	29,100	387,800
Provide executive level management, administrative and policy oversight to the six departments and employees within the Public Utilities Division, including division reception, customer support, and public information.				
Current Level of Service Budget	3.00	416,900	29,100	387,800
Total Adopted Budget	3.00	416,900	29,100	387,800

Program Budgetary Cost Summary	FY 2007 Actual	FY 2008 Adopted	FY 2008 Forecast	FY 2009 Current	FY 2009 Expanded	FY 2009 Adopted	FY 2009 Change
Personal Services	306,800	327,700	308,100	331,500	-	331,500	1.2%
Operating Expense	71,282	118,100	80,500	82,900	-	82,900	(29.8%)
Capital Outlay	3,388	10,500	2,500	2,500	-	2,500	(76.2%)
Net Operating Budget	381,470	456,300	391,100	416,900	-	416,900	(8.6%)
Total Budget	381,470	456,300	391,100	416,900	-	416,900	(8.6%)
Total FTE	3.00	3.00	3.00	3.00	-	3.00	0 %

Program Funding Sources	FY 2007 Actual	FY 2008 Adopted	FY 2008 Forecast	FY 2009 Current	FY 2009 Expanded	FY 2009 Adopted	FY 2009 Change
Miscellaneous Revenues	7,114,556	-	28,300	29,100	-	29,100	na
Reimb From Other Depts	46,500	147,800	-	-	-	-	(100.0%)
Net Cost Co Water/Sewer Op	(6,779,586)	308,500	362,800	387,800	-	387,800	25.7%
Total Funding	381,470	456,300	391,100	416,900	-	416,900	(8.6%)

Forecast FY07/08 - Personal Services decreased due to voluntarily reduced work hours for the Executive Secretarial position over several months. Operating Expenses decreased mainly due to cost containment measures that decreased expenses of \$14,500 for office supplies, \$7,000 for professional development and training, \$3,000 for printing, and \$2,000 for marketing and promotional supplies. Also decreasing were costs of \$4,400 for lower property insurance rates, and \$3,500 for the copier maintenance contract. Some DP equipment and office equipment were not purchased for a decrease of \$8,000 in Capital Outlay.

Revenue FY07/08 - Reimbursements from other departments is decreasing \$147,800 due to the recommendation to have Solid Waste reimburse the County Water/Sewer Fund via an interfund transfer instead of a reimbursement. This transfer was inadvertently budgeted in both reimbursements and transfers in FY07/08. This will minimize the administrative effort to transfer charges between funds.

Current FY 08/09 – Operating expenses decreased by \$35,200, primarily due to cost cutting decreases of \$14,500 for office supplies, \$7,000 for professional development and training, \$6,000 for contractual maintenance services, \$2,700 for printing, and \$2,000 for marketing and promotional supplies. Water and Sewer charges also will decrease by \$3,100. Capital Outlay is \$2,500 for replacement office equipment.

Revenue FY08/09 - Reimbursements from other departments is decreasing \$147,800 due to the recommendation to have Solid Waste reimburse the County Water/Sewer Fund via an interfund transfer instead of a reimbursement.

**Public Utilities Division
County Water/Sewer District**

Public Utilities Financial Operations (408)

Mission Statement

To provide sound fiscal assessment and guidance of Public Utilities' operations and capital expenditure programs pursuant to the development of impact and user fee rate studies, administration of vendor payments and the payment of various general overhead costs associated with the efficient, reliable and compliant operations of the Collier County Water/Sewer District. This mission includes working through the County Finance Committee to provide external financing to support the division's growth program. Support is also given to customer-oriented processes for customer service, billing, and accounts receivable management for: water, wastewater and effluent customers, mandatory trash customers; MSBU special assessments (preparation/maintenance), estoppel letters, and code enforcement liens.

The mission of the Utility Billing and Customer Service Department is to provide professional customer service, executed with tact, courtesy and respect for the three public utility enterprise activities in the Division. Customer service includes accurate and timely billing and receivable management for Water, Wastewater, and Solid Waste customers, and to empower team members to fairly solve customer issues.

**Collier County Government
Fiscal Year 2009 Adopted Budget**

**Public Utilities Division
County Water/Sewer District**

Public Utilities Financial Operations (408)

Program Summary	FY 2009 Total FTE	FY 2009 Budget	FY 2009 Revenues	FY 2009 Net Cost
Departmental Administration/Overhead	3.00	409,661	-	409,661
<p>This program provides for management of Public Utilities financial operations, including utility billing, payable functions, capital and debt expenditures, utility user and impact fees revenue and associated rates. Other functions include general business management, State Revolving Fund (SRF) loan management, financial and technical and administrative support of special projects, interagency agreement development, ordinance development/interpretation, and contract administration, indirect service charges and property tax assessments.</p>				
Fiscal Support	4.50	293,621	-	293,621
<p>This program provides for Water, Wastewater and capital projects payable functions, including requisition and purchase order issuance, receiving and invoice pre-audit, payment approval, and Finance Department and vendor coordination.</p>				
Contractual, Legal and Impact Fee Review	2.50	227,942	-	227,942
<p>Provide for the acceptance of new utility infrastructure and associated documentation, maintaining utility system plans and records for internal and external users, sizing water meters, calculating impact fees, responding to utility service and FDEP requests, easement vacation review and other information.</p>				
Business Planning & Operations	1.00	84,276	-	84,276
<p>Responsible for the expansion and continued maintenance of all strategic/ business planning for the Public Utilities Division, inter-local and developer agreements and Growth Management Plan compliance.</p>				
Indirect Cost Reimbursement	-	2,489,200	-	2,489,200
Payment in Lieu of Taxes	-	3,289,600	-	3,289,600
Utility Billing & Customer Service - Dept Admin/Overhead	4.00	711,356	360,000	351,356
<p>Management, control and oversight of revenue collection and customer service functions for Water; Wastewater; and Solid Waste Management Utilities. Core functions include cash collection activities; PUD customer service; customer accounts receivable management; monthly billing; PUD ordinance enforcement; roll administration for "Municipal Service Benefit Unit" special assessments levied by the County; administration of the solid waste mandatory trash collection contracts; and the County's estoppel program.</p>				
Billing & Customer Service - Water Billing	7.00	1,200,800	397,300	803,500
<p>Responsible for the billing of all water, wastewater, and irrigation quality services to utility customers. Core function include monthly service billings, which may include impact fee financing, special assessment financing, pay plans, backflow device installation charges, FOG (fats, oil and grease); customer account maintenance; accounts receivable management; debit and/or credit adjustments, penalties, and miscellaneous charges that can be on the utility bill; setting up new accounts; and providing final bills that are the result of property sales; and provide daily lock lists for delinquent accounts.</p>				
Billing & Customer Service - Customer Service	9.00	609,100	1,017,300	-408,200
<p>Provide customer service that exceeds expectations to all Public Utility enterprise customers. Core customers served include residential and commercial trash collection, water, wastewater, and irrigation quality water customers. Core functions include management of customer inquires; initiation of action on customer complaints; initiation of action on new service requests; initiation of action for change of address requests; and, initiation of actions for final reads on pending sales of property. Call Center technology is used to provide customer service for approximately 21,000 calls received monthly.</p>				
Billing & Customer Service - PUD Investigation & Education	9.00	805,500	35,000	770,500
<p>Provide code enforcement activities for all utilities enterprise ordinances. Core functions include investigation and resolution of ordinance violations, education and issuance of Notice of Violations and/or Citations; providing testimony before the County's Special Master; inspection of solid waste franchise hauler vehicles; and, review of site development plans to insure adequate solid waste collection facilities is included in the design. The enforcement team covers the unincorporated area of the County plus the City of Marco Island.</p>				

**Collier County Government
Fiscal Year 2009 Adopted Budget**

**Public Utilities Division
County Water/Sewer District
Public Utilities Financial Operations (408)**

Program Summary	FY 2009 Total FTE	FY 2009 Budget	FY 2009 Revenues	FY 2009 Net Cost
Billing & Customer Service - Departmental Accounting	9.00	859,144	-	859,144
Receipting, recording and safeguarding of all customer cash collections for the public utility enterprise services. Core functions include roll administration for "Municipal Service Benefit Unit" special assessments levied by the County; cashiering and daily balancing; lock box processing; bank draft processing; credit card processing; bank deposits; landfill scale house billing and landfill receivable management; and, miscellaneous billing and receivable management for utility property damaged by private companies and individuals.				
Billing & Customer Service - Estoppel Letters	-	-	12,800	-12,800
Receive, process and return of all estoppel letter requests. Core function is to provide attorneys, title companies, real estate agents, and title closing agent's information on County held liens on real property in the County. This information is used for real estate transactions.				
Unfilled Positions	3.00	-	-	-
Current Level of Service Budget	52.00	10,980,200	1,822,400	9,157,800
Total Adopted Budget	52.00	10,980,200	1,822,400	9,157,800

Program Performance Measures	FY 2007 Actual	FY 2008 Budget	FY 2008 Forecast	FY 2009 Budget
% of bills mailed within 3 working days of meter reading	96	96	96	96
% of calls cleared within 2 working days of call receipt	98	98	98	98
Billing Work Orders	19,134	20,007	20,000	14,000
Spec Assessments, estoppels, misc. svc. calls responded to	2,853	2,939	2,900	3,000
SW Collections service calls received/responded to annually	101,110	104,143	104,000	106,000
Water/Sewer meters billed annually	713,880	735,768	715,000	720,000
Water/WW/IQ Svc & Billing Calls Responded To	99,084	102,050	105,100	104,000

Program Budgetary Cost Summary	FY 2007 Actual	FY 2008 Adopted	FY 2008 Forecast	FY 2009 Current	FY 2009 Expanded	FY 2009 Adopted	FY 2009 Change
Personal Services	4,045,751	4,391,300	4,150,400	3,738,800	-	3,738,800	(14.9%)
Operating Expense	1,959,373	2,247,700	1,806,400	1,446,100	-	1,446,100	(35.7%)
Indirect Cost Reimburs	2,334,600	2,615,600	2,615,600	2,489,200	-	2,489,200	(4.8%)
Payment In Lieu of Taxes	3,376,200	3,349,000	3,349,000	3,289,600	-	3,289,600	(1.8%)
Capital Outlay	317,060	191,100	104,200	16,500	-	16,500	(91.4%)
Net Operating Budget	12,032,984	12,794,700	12,025,600	10,980,200	-	10,980,200	(14.2%)
Total Budget	12,032,984	12,794,700	12,025,600	10,980,200	-	10,980,200	(14.2%)
Total FTE	58.00	62.00	62.00	52.00	-	52.00	(16.1%)

Program Funding Sources	FY 2007 Actual	FY 2008 Adopted	FY 2008 Forecast	FY 2009 Current	FY 2009 Expanded	FY 2009 Adopted	FY 2009 Change
Charges For Services	398,781	385,000	372,800	372,800	-	372,800	(3.2%)
Water Revenue	300	-	-	-	-	-	na
Fines & Forfeitures	77,207	35,000	76,800	35,000	-	35,000	0 %
Miscellaneous Revenues	387,931	368,200	395,900	397,300	-	397,300	7.9%
Reimb From Other Depts	809,000	846,000	800,000	1,017,300	-	1,017,300	20.2%
Net Cost Co Water/Sewer Op	10,359,764	11,160,500	10,380,100	9,157,800	-	9,157,800	(17.9%)
Total Funding	12,032,984	12,794,700	12,025,600	10,980,200	-	10,980,200	(14.2%)

**Public Utilities Division
County Water/Sewer District**

Forecast FY07/08 – Operating Expenses decreased by \$441,300. Over one half of the decrease was from reduced costs for contractual services due to cost containment measures. These were: \$10,000 for financial services, \$50,000 for solid waste collection advertising, \$40,000 for the litter program public awareness program, \$32,000 for the Teleworks maintenance contract, \$29,000 for temporary help, \$22,000 for the ad-hoc billing system and non-project maintenance, \$5,000 for bee control, \$5,000 for copier rental, and \$32,000 for the maintenance contract for the solid waste customer work order system. Savings of \$51,200 for printing and \$71,400 for postage were also realized due to not printing inserts or separately mailing them to customers. Cost containment measures also produced savings of \$55,800 for training and professional development, \$13,900 for other operating supplies, \$5,000 for copying, \$6,100 for office equipment repairs & maintenance, \$5,000 for legal fees, and \$5,700 for minor DP equipment repairs & maintenance. Due to hiring restrictions there was a reduction of \$30,000 for job recruitment advertisements. Offsetting these decreases slightly, is an increase of \$44,600 for credit card and bank lockbox processing fees.

Current FY08/09 – The Financial Operations Department is budgeted at a 94.2% rate for personnel. Also affecting the personal services in FY08/09 is the transfer of ten meter reading positions to the Water Department. Operating Expense, including Indirect Cost Reimbursements and Payments in Lieu of Taxes, decreased by \$987,400. Leading the reductions are decreases of \$365,200 for IT direct client charges, \$126,400 for indirect cost reimbursement, and \$59,400 for payment in lieu of taxes. Cost containment measures caused decreases of \$57,600 for training and professional development, \$71,900 for not printing inserts and mailing them to customers, \$35,900 for office and operating supplies, \$20,600 for DP equipment repairs & maintenance, and \$170,200 for other contractual services. These contractual services included \$10,000 for financial consulting, \$22,000 for the ad-hoc billing system and non-project maintenance, \$5,000 for bee control, \$32,000 for the teleworks maintenance contract, \$50,000 for Solid Waste collection advertising, \$32,000 for the annual maintenance contract for the Solid Waste customer work order system, \$5,000 for copier rental, and \$40,000 for the Litter Program public awareness program. There is also a decrease in fleet maintenance of \$34,000 and fuel costs of \$21,500 due to the 10 positions and associated vehicles being transferred to the Water Department. In addition, as in FY07/08, recruitment ads will decrease due to the county cost containment hiring restrictions. To some extent, these decreases are being offset by increases of \$17,600 for telephone base costs, \$41,600 for bank fees for credit card and electronic deposits, and \$28,000 for 14 municipal city/view licenses.

Capital Outlay

\$4,000 – 1 GIS Tablet, Replacement
\$5,000 – 2 Radios, Replacements
\$1,400 – 1 Desktop Remote, Replacement
\$3,600 – 2 Printers, Replacements
\$2,500 – Office Equipment over \$1,000, Replacement

\$16,500 - Total Capital Outlay

Revenue FY08/09 - Revenue increased by \$188,200 largely due to an increase of \$177,300 for the reimbursement for services from the Solid Waste Department.

**Collier County Government
Fiscal Year 2009 Adopted Budget**

**Public Utilities Division
County Water/Sewer District
Public Utilities Engineering (408)**

Mission Statement

To provide to the Collier County Public Utilities customers effective, efficient, responsible, reliable and high quality utility services that exceed expectations.

Program Summary	FY 2009 Total FTE	FY 2009 Budget	FY 2009 Revenues	FY 2009 Net Cost
Departmental Administration/Overhead	3.00	442,694	400	442,294
Provides support to the Department through administrative assistance and leadership.				
Project Management	7.40	765,589	-	765,589
Plan, design and implement utilities capital improvement projects, stay in compliance and meet demands. This includes design and construction of water treatment plants, water reclamation facilities, support of Collier County Division of Transportation road expansion involving utility relocations, maintain water/wastewater pipeline and pumping booster stations and address major capital project needs of the water/wastewater operating departments. Assist Solid Waste Management with capital projects and analyze trends.				
Quality Assurance/Technical Support	7.00	712,617	-	712,617
Provide contract administration, construction management, and inspection services associated with infrastructure improvement and wellfield projects. Stay in compliance and meet demand. Assist Water and Wastewater Departments by optimizing existing assets and assuring quality of planning, design, and construction work. Support the wellfield program. Provide responsive service in meeting project needs of the water/wastewater operating departments. Plan, review and implement capital improvements relating to electrical, telemetry and instrumentation.				
Special Projects, Planning, GIS	3.00	299,100	-	299,100
Prepare update and maintain master plans, Annual Updated Inventory Report (AUIR), and special reports. Coordination with developers to ensure concurrency of water and wastewater systems. Review new developments to insure utility concurrency and master plan compliance and participate in site plan reviews of new projects with County departments. Coordinate and provide technical support in the development and maintenance of the County's Geographical Information System (GIS).				
Unfilled Positions	5.00	-	-	-
Current Level of Service Budget	25.40	2,220,000	400	2,219,600
Total Adopted Budget	25.40	2,220,000	400	2,219,600

Program Performance Measures	FY 2007 Actual	FY 2008 Budget	FY 2008 Forecast	FY 2009 Budget
Number of FDEPs reviewed	100	165	100	100
Number of FDEPs reviewed per FTE	4.70	5.80	5.00	5.00
Number of PUDs reviewed	100	105	100	100

Program Budgetary Cost Summary	FY 2007 Actual	FY 2008 Adopted	FY 2008 Forecast	FY 2009 Current	FY 2009 Expanded	FY 2009 Adopted	FY 2009 Change
Personal Services	2,403,210	2,674,900	2,272,200	1,982,500	-	1,982,500	(25.9%)
Operating Expense	159,217	183,700	124,700	226,500	-	226,500	23.3%
Capital Outlay	47,845	41,000	32,700	11,000	-	11,000	(73.2%)
Net Operating Budget	2,610,273	2,899,600	2,429,600	2,220,000	-	2,220,000	(23.4%)
Total Budget	2,610,273	2,899,600	2,429,600	2,220,000	-	2,220,000	(23.4%)
Total FTE	25.40	27.40	25.40	25.40	-	25.40	(7.3%)

**Collier County Government
Fiscal Year 2009 Adopted Budget**

**Public Utilities Division
County Water/Sewer District
Public Utilities Engineering (408)**

Program Funding Sources	FY 2007 Actual	FY 2008 Adopted	FY 2008 Forecast	FY 2009 Current	FY 2009 Expanded	FY 2009 Adopted	FY 2009 Change
Charges For Services	-	-	400	400	-	400	na
Miscellaneous Revenues	24	-	5,600	-	-	-	na
Net Cost Co Water/Sewer Op	2,610,249	2,899,600	2,423,600	2,219,600	-	2,219,600	(23.5%)
Total Funding	2,610,273	2,899,600	2,429,600	2,220,000	-	2,220,000	(23.4%)

Forecast FY07/08 - Due to a slowing economy and a resultant decreased workload, thus reducing personal services, two GIS positions were no longer needed and were eliminated via a Reduction in Force (RIF). Operating Expenses decreased by \$59,000. The primary decreases were \$16,900 for training and professional development, \$7,800 for telephones, \$5,500 for minor DP equipment and software, \$4,500 for dues & memberships and licenses, \$3,500 for leased equipment, \$5,000 for marketing and promotional supplies, \$2,700 for office supplies, and \$2,400 for water and sewer charges. Capital Outlay is decreasing by \$8,300 as a result of a decision not to purchase DP equipment and software for \$41,000 while replacing a pickup truck for \$23,700 and purchasing 3 hand-held radios for \$9,000.

Current FY08/09 - The Public Utilities Engineering Department is budgeted at an 80.3% rate for personnel. Personal Services is decreasing due to the RIF of the two previously mentioned positions and the decision not to employ job bank employees. Operating Expenses increased by \$17,300 primarily from an increase of \$44,800 for IT Direct Client support. This was offset by decreases of \$12,300 for training and professional development, \$9,100 for telephones, and \$5,000 for marketing and promotional supplies.

Revenue FY08/09 - An increase of \$400 is for the charge for copies of plans.

Public Utilities Division
County Water/Sewer District
Wastewater Department (408)

Mission Statement

To deliver best value, high quality, and sustainable wastewater and irrigation quality reclaimed water services that meet customer expectations in an operationally excellent environment.

**Collier County Government
Fiscal Year 2009 Adopted Budget**

**Public Utilities Division
County Water/Sewer District
Wastewater Department (408)**

Program Summary	FY 2009 Total FTE	FY 2009 Budget	FY 2009 Revenues	FY 2009 Net Cost
Departmental Administration/Overhead Administer policies and procedures set by the Board of County Commissioners, County Manager, Public Utilities Administrator, USEPA, and FDEP.	4.00	2,129,919	60,000	2,069,919
Safety Administer policies and procedures set by the Board of County Commissioners, County Manager, and State and Federal Agencies. Perform safety inspections, conduct training programs, and evaluate all accidents and file reports with the proper agencies.	1.00	79,581	-	79,581
Irrigation Quality - Administration Acquire and document information. Provide input and operational oversight of ongoing and future capital projects for the reuse program.	1.00	127,800	-	127,800
Irrigation Quality - Field Operations and Maintenance Operate and maintain delivery systems to ensure consistent, compliant delivery of reclaimed water.	6.00	1,137,800	20,600	1,117,200
NCWRF - Administration Provide day-to-day supervision for the North County Water Reclamation Facility (NCWRF) and all associated on and off-site equipment.	1.00	141,653	48,927,500	-48,785,847
NCWRF - Treatment Provide treatment in accordance with all appropriate FAC rules, USEPA rules, and the facility operating permits.	16.00	3,088,324	2,200	3,086,124
NCWRF - Maintenance Maintain the facility equipment and assets in full accordance with the manufacturer's recommendations to ensure the best possible operating conditions.	7.00	931,272	-	931,272
NCWRF - Residuals Production/Stabilization/Disposal Provide residuals disposal in accordance with USEPA Rule 503 and FAC Rules 17-7 and 17-640.	2.00	1,017,351	2,475,000	-1,457,649
SCWRF - Administration Provide day-to-day supervision for the South County Water Reclamation Facility (SCWRF) and all associated on and off-site equipment.	1.00	201,847	-	201,847
SCWRF - Treatment Provide treatment in accordance with all appropriate FAC rules, USEPA rules and the facility operating permits.	13.00	2,323,939	-	2,323,939
SCWRF - Maintenance Maintain the facility equipment and assets in full accordance with the manufacturer's recommendations to ensure the best possible operating conditions.	3.00	632,928	-	632,928
Residuals Production/Stabilization/Disposal Provide residuals disposal in accordance with USEPA Rule 503 and FAC Rules 17-7 and 17-640.	2.00	913,486	-	913,486
Collections - Administration Oversees the operation of the County's wastewater collection system including its master pumping station, sub-master pumping stations, lift stations, gravity sewers, and force mains.	4.00	1,175,549	10,600	1,164,949
Collections - Pumping Station Operation and Maintenance Operates and maintains about 700 pumping stations of various sizes. Performs minor repairs.	19.00	2,295,305	-	2,295,305
Collections - SCADA Electrical Operation and Maintenance Operates and maintains all County-owned SCADA and electrical wastewater facilities including pumping stations and treatment facilities. Performs minor repairs.	5.00	546,096	-	546,096
Collections - Purchasing Purchases equipment and materials and controls inventory for the wastewater collection system including its pumping stations, gravity sewers, force mains, and related facilities.	2.00	146,136	-	146,136
Collections - Cleaning and Televising Cleans and views gravity sewers, laterals, manholes, and wet wells. Identifies sources of infiltration/inflow and prevents potential blockages.	11.00	834,944	-	834,944

**Collier County Government
Fiscal Year 2009 Adopted Budget**

**Public Utilities Division
County Water/Sewer District
Wastewater Department (408)**

Program Summary	FY 2009 Total FTE	FY 2009 Budget	FY 2009 Revenues	FY 2009 Net Cost
Collections - Pumping Station and Pipeline Rehabilitation Performs major rehabilitation to malfunctioning and inadequate wastewater facilities including all pumping stations, force mains, and gravity sewers.	7.00	670,433	-	670,433
Collections - Pump Maintenance and Repair Performs preventive maintenance and in-house repairs for all of the County-owned pumps.	6.00	777,927	-	777,927
Collections - Equipment Operator Assist in the repair of gravity lines & mains, service laterals, force mains, etc.	-	52,000	-	52,000
Collections - Odor Control Controls odors within the wastewater collections system including at the pumping stations and in the gravity sewer system.	1.00	600,210	-	600,210
Underground Utility Locate Operations - Administration Provide day-to-day supervision for the County's Stake and Locate Department.	2.00	142,550	-	142,550
Underground Utility Locate Operations - Locates Ensure that all lines, both water and sewer, are located accurately and in a timely manner in accordance with the Sunshine State One Call System.	9.00	792,238	-	792,238
Underground Utility Locate Operations - GIS Provide mapping by GIS to ensure timely locates of the whole utility system.	1.00	82,512	-	82,512
Environmental Compliance - Administration and Certification Management of the laboratory certified through the Florida Department of Health, and National Environmental Laboratory Accreditation Conference, compliance administration and departmental support and the Industrial Pretreatment program.	4.00	297,288	66,200	231,088
Environmental Compliance - Facility Permit Analysis Includes all facility compliance analysis and all permitted groundwater monitor wells, injection wells, supplemental wells, and Aquifer Storage and Recovery wells.	6.00	480,089	-	480,089
Environmental Compliance - Pretreatment Industrial Pretreatment program and Fats, Oil, and Grease program.	3.00	250,823	153,000	97,823
Unfilled Positions	5.00	-	-	-
Current Level of Service Budget	142.00	21,870,000	51,715,100	-29,845,100
Total Adopted Budget	142.00	21,870,000	51,715,100	-29,845,100

Program Performance Measures	FY 2007 Actual	FY 2008 Budget	FY 2008 Forecast	FY 2009 Budget
Locates Performed	33,300	34,300	27,000	27,000
Total Effluent to Reuse (Billions of Gallons)	5.47	5.93	5.25	5.38
Total Number of Wastewater Laboratory Analyses	31,445	32,244	34,800	35,000
Total Treated (Billions of Gallons)	5.69	7.29	5.53	5.66

Program Budgetary Cost Summary	FY 2007 Actual	FY 2008 Adopted	FY 2008 Forecast	FY 2009 Current	FY 2009 Expanded	FY 2009 Adopted	FY 2009 Change
Personal Services	9,223,264	9,989,300	9,441,300	9,469,300	-	9,469,300	(5.2%)
Operating Expense	11,040,111	12,830,800	10,722,700	12,043,200	-	12,043,200	(6.1%)
Capital Outlay	1,248,263	298,200	79,800	357,500	-	357,500	19.9%
Net Operating Budget	21,511,638	23,118,300	20,243,800	21,870,000	-	21,870,000	(5.4%)
Total Budget	21,511,638	23,118,300	20,243,800	21,870,000	-	21,870,000	(5.4%)
Total FTE	141.00	142.00	142.00	142.00	-	142.00	0 %

**Collier County Government
Fiscal Year 2009 Adopted Budget**

**Public Utilities Division
County Water/Sewer District
Wastewater Department (408)**

Program Funding Sources	FY 2007 Actual	FY 2008 Adopted	FY 2008 Forecast	FY 2009 Current	FY 2009 Expanded	FY 2009 Adopted	FY 2009 Change
Charges For Services	3,142,791	2,786,800	2,903,300	2,881,500	-	2,881,500	3.4%
Sewer Revenue	43,406,409	47,900,000	46,249,800	48,739,000	-	48,739,000	1.8%
Miscellaneous Revenues	98,399	14,000	85,100	74,000	-	74,000	428.6%
Reimb From Other Depts	-	-	-	20,600	-	20,600	na
Net Cost Co Water/Sewer Op	(25,135,961)	(27,582,500)	(28,994,400)	(29,845,100)	-	(29,845,100)	8.2%
Total Funding	21,511,638	23,118,300	20,243,800	21,870,000	-	21,870,000	(5.4%)

**Public Utilities Division
County Water/Sewer District**

Forecast FY 07/08 – Operating expenses decreased by \$2,108,100. The reasons for these decreases are due mainly to either (1) less wastewater being treated along with better efficiencies and performance, (2) cost containment measures and deferrals, (3) decreased non-controllable expenses, (4) division imposed increased attrition or (5) performing work in-house instead of contracting it out. The decrease of \$244,300 for electricity and \$69,100 for chemicals are directly related to the decline in wastewater treated. Cost containment measures and deferrals account for decreases of \$104,000 for professional development and training, \$15,500 for building repairs & maintenance, \$27,300 for machinery, tools, sewer lines and equipment repairs & maintenance, \$193,000 for utilities parts, \$52,400 for fleet maintenance charges, \$65,600 for fuel, \$32,200 for office and operating supplies, \$9,500 for cell phones, \$7,500 for office furniture, \$28,200 for minor operating equipment, and \$9,600 for computer software. Savings in non-controllable expenses were \$823,300 for property insurance and \$30,600 for interdepartmental payments for services rendered. Increased Division imposed attrition (frozen positions) contributed to a decrease of \$15,300 for uniform purchases and rentals, and \$8,500 for personal safety equipment. Performing work in-house contributed to decreased costs of \$19,100 for utilities repairs, \$379,600 for odor control system maintenance for the two plants and collections system and less than anticipated emergency repairs in the collections system, and \$15,000 in engineering fees for flow modeling. Somewhat offsetting these decreases are increases of \$50,000 for emergency maintenance and repairs, \$14,000 for trash and garbage disposal, and \$16,000 for water and sewer.

Revenue FY 07/08 – FY 07/08 Wastewater revenue is forecast to decrease by \$1,650,200 or 3.4% from the adopted budget of \$47,900,000. The drop in water consumption has been reflected in a drop in the level of wastewater treatment.

Current FY 08/09 – The Wastewater department is budgeted at a 96.5% rate for personnel. Operating expenses decreased by \$787,600. The reasons for these decreases are once again due to either (1) less wastewater being treated along with better efficiencies and performance, (2) cost containment measures, (3) decreased non-controllable expenses, (4) increased division imposed attrition or (5) performing work in-house instead of contracting it out. The decrease of \$83,900 for electricity is caused by the decline of wastewater treated. Cost containment measures account for reductions of \$72,700 for professional development and training, \$244,000 for utilities parts, \$12,300 for operating supplies, \$31,100 for cell phones, \$8,200 for fleet maintenance charges, and \$18,500 for minor operating equipment. Savings in non-controllable expenses were \$681,100 for property insurance and \$18,300 for interdepartmental payments for services. Increased Division imposed attrition contributed to a decrease of \$15,600 for uniform rentals and purchases. Performing work in-house contributed to decreased costs of \$27,000 for utilities repairs. Somewhat offsetting these decreases are increases of \$22,000 for operations optimization and flow forecast modeling engineering fees, \$10,000 for emergency maintenance and repairs, \$72,600 for IT direct client support, \$14,000 for trash and garbage disposal, \$13,000 for water and sewer, \$14,800 for general insurance, \$97,000 for new landscaping maintenance contracts, \$28,900 for chemicals, \$181,700 for fuel for the vehicles, \$42,400 for electrical and instrumentation supplies and \$5,500 for machinery, tools, sewer lines and equipment repairs & maintenance.

Capital Outlay

\$45,000 - F450 with Utility Body & Crane, Replacement
\$15,000 - Heavy Riding Mower, Replacement
\$23,000 - Mid-Size SUV 4x2, Replacement
\$30,000 - 1 Ton Cargo Van, Diesel, Replacement
\$52,000 - Backhoe/Loader 4x4, Replacement
\$44,000 - 1 Ton Extended Cab with Utility Body/Crane, Replacement
\$58,000 - 1 1/2 Ton Regular Cab with utility body/Crane/AirCompressor/Diesel, Replacement
\$30,000 - 1 Ton Extended Cargo Van, Diesel, Replacement
\$5,000 - 2 Magnetic Locating Devices, Replacements
\$18,500 - 5 Mobile Radios, Replacement
\$22,000 - 1 Shearer
\$10,000 - Large Meter Calibration Equipment, Replacement
\$5,000 - Lab Equipment (Incubators, refrigerators, ovens, furnace), Replacement
\$5,000 - 1 Composite Sampler, Replacement
\$5,000 - Pumps, Motors, & Large Meters over \$1,000, Replacement
\$20,000 - 4 Desktop PCs, 2 Laptop PCs, & 1 Plotter
\$387,500 - Total Capital Outlay

Revenue FY 08/09 - FY 08/09 proposed sewer revenue budget is estimated to increase by \$839,000 or 1.8%. from the FY 07/08 adopted budget of \$47,900,000. While the treatment level in FY 08/09 is expected to be at the same level or may even be slightly reduced, a rate increase of 3.5% is expected to partially offset the shortfall due to volume.

Public Utilities Division
County Water/Sewer District
Water Department (408)

Mission Statement

To provide effective management and operation of the County's Water District facilities, so as to provide the citizens of Collier County with safe, reliable drinking water in a cost-effective manner.

**Collier County Government
Fiscal Year 2009 Adopted Budget**

**Public Utilities Division
County Water/Sewer District
Water Department (408)**

Program Summary	FY 2009 Total FTE	FY 2009 Budget	FY 2009 Revenues	FY 2009 Net Cost
Water Department Administration Provides overall management and direction for Water Department personnel.	6.00	1,749,000	-	1,749,000
Water Distribution - System Maintenance Provides system-wide maintenance on the County's transmission and distribution systems.	9.00	1,433,515	-	1,433,515
Water Distribution - Valve Maintenance – G.I.S. Provides for the maintenance and mapping of system assets to ensure reliability during emergency situations.	12.00	1,005,385	-	1,005,385
Water Distribution - Administration Provides on-site supervision and coordination of the Water Distribution System. Provides for customer service, secretarial, and data entry support for section.	7.00	429,142	43,842,200	-43,413,058
Water Distribution - Large Meter Services Provides for the calibration and repair of the County's large meter assemblies to ensure accuracy. Also completes State mandated testing of all cross-connection control devices over 2 inches.	4.00	354,027	101,600	252,427
Water Distribution - Cross Connection Control Provides for inspection, testing, and repair of assemblies maintained by the County (3/4" to 2").	6.00	528,988	-	528,988
Water Distribution - Warehouse/Facility Management Provides material procurement and inventory control functions. Also provides for maintenance of warehouse facilities.	3.00	175,921	-	175,921
Water Distribution - Construction Services Provides for inspection services for new construction of water mains and services by outside contractors.	1.00	116,817	-	116,817
Water Distribution - Meter Installation Service Provides for connection of new customers to the County's water system.	3.00	314,775	-	314,775
Water Distribution - Meter Maintenance The meter maintenance program includes the required resources to collect usage data from all potable, irrigation, irrigation quality, and fire meters. The team is also responsible for the repair and maintenance of all system components of the automatic meter reading system.	9.00	706,684	-	706,684
Water Distribution - Customer Response Provides for first response to all customer requests for service.	4.00	284,098	-	284,098
Water Operations - Administration Provides on-site supervision and production management of the County's treatment facilities.	6.00	1,489,951	1,700	1,488,251
Water Operations - Lime Softening Treatment Provides for the treatment of potable water utilizing the lime softening process at the South County Regional Water Treatment Plant. Capacity of 12 mad.	10.00	2,669,850	-	2,669,850
Water Operations - Reverse Osmosis Treatment Provides for the treatment of potable water utilizing the reverse osmosis treatment processes at the North and South County Regional Water Treatment Plants. Capacity of 28 mad.	18.00	4,455,517	-	4,455,517
Water Operations - Membrane Treatment Provides for the treatment of potable water utilizing the membrane treatment process at the North County Regional Water Treatment Plant. Capacity of 12 mad.	7.00	2,038,630	-	2,038,630
Wellfield - Remote Station Maintenance Perform and/or monitor all required repairs and preventative maintenance at six stations, one ASR system, and three wellfields	14.00	3,625,600	-	3,625,600
Water Laboratory - Certification and Administration Provides State drinking water certification and on-site supervision and quality control for department's laboratory services	2.00	262,723	-	262,723
Water Laboratory - Microbiological Quality Control Provides regulatory compliance through quality control monitoring and protects the public from disease causing micro-organisms by monitoring source and finished water.	2.00	213,837	-	213,837

**Collier County Government
Fiscal Year 2009 Adopted Budget**

**Public Utilities Division
County Water/Sewer District
Water Department (408)**

Program Summary	FY 2009 Total FTE	FY 2009 Budget	FY 2009 Revenues	FY 2009 Net Cost
Water Laboratory - Chemical Water Quality Control	2.00	188,140	-	188,140
Provides for regulatory compliance through quality control and monitoring and protects the public from chemical contaminants.				
Unfilled Positions	8.00	-	-	-
Current Level of Service Budget	133.00	22,042,600	43,945,500	-21,902,900
Total Adopted Budget	133.00	22,042,600	43,945,500	-21,902,900

Program Performance Measures	FY 2007 Actual	FY 2008 Budget	FY 2008 Forecast	FY 2009 Budget
% of lab tests performed within State & Fed Regulations	100	100	100	100
% of new meters installed in 10 days	100	100	100	100
Total Water Produced - billions of gallons	9.61	10.22	8.80	8.80

Program Budgetary Cost Summary	FY 2007 Actual	FY 2008 Adopted	FY 2008 Forecast	FY 2009 Current	FY 2009 Expanded	FY 2009 Adopted	FY 2009 Change
Personal Services	7,712,835	8,558,800	8,157,100	8,489,200	-	8,489,200	(0.8%)
Operating Expense	13,963,940	14,534,500	11,815,200	13,384,400	-	13,384,400	(7.9%)
Capital Outlay	670,972	470,200	354,200	169,000	-	169,000	(64.1%)
Net Operating Budget	22,347,746	23,563,500	20,326,500	22,042,600	-	22,042,600	(6.5%)
Total Budget	22,347,746	23,563,500	20,326,500	22,042,600	-	22,042,600	(6.5%)
Total FTE	119.00	123.00	123.00	133.00	-	133.00	8.1%

Program Funding Sources	FY 2007 Actual	FY 2008 Adopted	FY 2008 Forecast	FY 2009 Current	FY 2009 Expanded	FY 2009 Adopted	FY 2009 Change
Charges For Services	1,051,320	917,400	558,200	580,700	-	580,700	(36.7%)
Water Revenue	41,724,953	43,300,000	41,136,400	43,344,800	-	43,344,800	0.1%
Sewer Revenue	7,174	-	-	-	-	-	na
Miscellaneous Revenues	40,854	-	34,400	20,000	-	20,000	na
Net Cost Co Water/Sewer Op	(20,476,554)	(20,653,900)	(21,402,500)	(21,902,900)	-	(21,902,900)	6.0%
Total Funding	22,347,746	23,563,500	20,326,500	22,042,600	-	22,042,600	(6.5%)

**Public Utilities Division
County Water/Sewer District**

Forecast FY 07/08 - Operating Expenses reflect a net decrease of \$2,719,300. The major pieces of this reduction are attributable to projected decreases of \$889,200 for electricity costs and \$61,800 for chemicals due to lower potable water demand at the South County Regional Water Treatment Plant (SCRWTP), \$518,800 for a reduction in anticipated contractual service repairs at the SCWRTP and in system repairs in the water distribution network, \$418,100 for lower property insurance rates, \$192,000 due to decrease in meter installation requests from new customers, \$140,000 due to requirements to purchase fewer cartridge filters due to lower potable water demand, \$100,000 due to fewer system failures as a result of an aggressive system rehabilitation program, \$66,600 for interdepartmental payment for services to the Wastewater department for extra strength charges, \$60,000 for unscheduled emergency maintenance repairs, \$88,400 for professional development and training due to the utilization of more in-house and on-line training resources, \$45,400 for decreased costs of postage due to a combined mailing of the Consumer Confidence Report (CCR) with the monthly bill, \$21,200 for copying due to decrease in the production of the CCR, \$20,000 for less landscaping repairs, \$12,500 for minor operating equipment, \$15,800 for fleet maintenance charges, and \$10,000 for engineering fees. The decrease in capital outlay is due to cost containment measures enacted and deferring the replacement of various machinery, equipment and tools.

Revenue FY 07/08 – Water revenues are projected to decrease \$2,163,600 or 5.0%. This reduction is related to lower than budgeted demand for potable water for the year due to the recently enacted South Florida Water Management District water restrictions imposed to conserve water during the drought conditions and the slowing economy which has reduced the number of new customers added to the potable water system.

Current FY 08/09 – The Water Department is budgeted at a 93.9% rate for personnel. Operating Expenses reflect a net decrease of \$1,150,100. The major pieces of this reduction are attributable to projected decreases of \$582,400 for a reduction in anticipated contractual service repairs at the SCWRTP and in system repairs in the water distribution network, \$389,300 for electricity costs due to lower potable water demand at the SCWRTP, \$351,900 for lower property insurance rates, \$160,000 for unscheduled emergency maintenance repairs, \$124,700 due to requirements to purchase fewer cartridge filters due to lower potable water demand, \$76,800 for interdepartmental payment for services to the Wastewater department for extra strength charges, \$52,000 due to decrease in meter installation requests from new customers, \$45,200 for decreased costs of postage due to a combined mailing of the CCR with the monthly bill, \$26,700 for uniform rentals due to departmental purchase of uniforms, \$72,300 for professional development and training due to the utilization of more in-house and on-line training resources, \$24,000 due to fewer system failures as a result of an aggressive system rehabilitation program, \$21,700 in telephones due to switch to fiber-optic lines thus reducing need for T-1 lines, \$320,000 for chemicals due to lower potable water demand at the SCRWTP, \$62,600 for fleet maintenance charges, and \$10,000 for engineering fees. This was offset by an increase of \$77,100 for general insurance, \$415,200 for fuel for the vehicles, and \$320,000 for chemicals.

Capital Outlay

\$12,000 - 3 handheld radios, Replacement
\$85,000 - Various equipment parts over \$1,000, Replacements
\$18,000 - Compact pickup truck, Replacement
\$19,000 - 1 half-ton pickup truck, Replacement
\$5,000 - 1 watt meter, 1 flute meter, & 1 pressure calibrator, Replacement
\$17,500 - 1 sedan, 4 door, Replacement
\$12,500 - Groundwater sampling equipment, Replacement

\$169,000 - Total Capital Outlay

**Collier County Government
Fiscal Year 2009 Adopted Budget**

**Public Utilities Division
County Water/Sewer District
Public Utilities Operations Center (408)**

Mission Statement

To provide a consolidated location for the operations of the Water Administration, Wastewater Administration, Public Utilities Engineering, and Utility Billing and Customer Service Departments of the Public Utilities Division.

Program Summary	FY 2009 Total FTE	FY 2009 Budget	FY 2009 Revenues	FY 2009 Net Cost
Departmental Administration/Overhead	-	172,200	-	172,200
Maintenance of the Operations Center, including the maintenance of all common areas utilized by County staff, as well as tenants that lease space not needed by the County at this time.				
Current Level of Service Budget	-	172,200	-	172,200
Total Adopted Budget	-	172,200	-	172,200

Program Performance Measures	FY 2007 Actual	FY 2008 Budget	FY 2008 Forecast	FY 2009 Budget
Cost to maintain Operations Center per square foot (86,400 sq. ft. under air - 5 acres of land - Total 304,200 sq. ft.) (\$)	0.39	0.75	0.52	0.57

Program Budgetary Cost Summary	FY 2007 Actual	FY 2008 Adopted	FY 2008 Forecast	FY 2009 Current	FY 2009 Expanded	FY 2009 Adopted	FY 2009 Change
Operating Expense	118,696	228,300	157,800	172,200	-	172,200	(24.6%)
Net Operating Budget	118,696	228,300	157,800	172,200	-	172,200	(24.6%)
Total Budget	118,696	228,300	157,800	172,200	-	172,200	(24.6%)

Program Funding Sources	FY 2007 Actual	FY 2008 Adopted	FY 2008 Forecast	FY 2009 Current	FY 2009 Expanded	FY 2009 Adopted	FY 2009 Change
Charges For Services	1,708	-	-	-	-	-	na
Miscellaneous Revenues	4,383	-	-	-	-	-	na
Net Cost Co Water/Sewer Op	112,605	228,300	157,800	172,200	-	172,200	(24.6%)
Total Funding	118,696	228,300	157,800	172,200	-	172,200	(24.6%)

Forecast FY07/08 – Operating expenditures are \$70,500 lower than anticipated due to decreases of \$41,200 for property insurance, \$11,300 for electricity, \$6,400 for trash pickup, \$4,500 for other contractual services for minor repairs, \$4,200 for water and sewer charges, \$3,000 for pest control services, and \$3,000 for interdepartmental payments for services. These expenditures were slightly offset by an increase in the cost for landscaping maintenance of \$2,300.

Current FY08/09 – It is anticipated that there will be a decrease of \$56,100 in expenditures compared to the FY07/08 appropriated budget. This decrease will be caused primarily by decreases of: \$34,200 for general and property insurance, \$7,600 for electricity, \$6,400 for trash and garbage, \$4,000 for interdepartmental payments for services, \$3,000 for other contractual services for minor repairs, and \$3,000 for water and sewer. This will be offset partially by an increase of \$2,300 for landscaping maintenance.

**Collier County Government
Fiscal Year 2009 Adopted Budget**

**Public Utilities Division
County Water/Sewer District**

Reserves, Interest and Transfers (408)

Program Summary	FY 2009 Total FTE	FY 2009 Budget	FY 2009 Revenues	FY 2009 Net Cost
N/A	-	27,460,200	-	27,460,200
Reserves, Interest, and Transfers	-	38,753,300	26,402,900	12,350,400
Current Level of Service Budget	-	66,213,500	26,402,900	39,810,600
Total Adopted Budget	-	66,213,500	26,402,900	39,810,600

Program Budgetary Cost Summary	FY 2007 Actual	FY 2008 Adopted	FY 2008 Forecast	FY 2009 Current	FY 2009 Expanded	FY 2009 Adopted	FY 2009 Change
Trans to General Fund	341,500	278,500	278,500	305,100	-	305,100	9.6%
Trans to 301 Co Wide Cap Fd	958,700	925,700	925,700	193,100	-	193,100	(79.1%)
Trans to 410 W/S Debt Serv Fd	7,697,900	6,285,400	6,285,400	12,975,500	-	12,975,500	106.4%
Trans to 412 W User Fee Cap Fd	19,825,800	5,775,400	5,775,400	11,530,100	-	11,530,100	99.6%
Trans to 414 S User Fee Cap Fd	18,408,100	9,553,100	9,553,100	25,994,200	-	25,994,200	172.1%
Reserves For Contingencies	-	3,763,200	-	2,810,000	-	2,810,000	(25.3%)
Reserves For Capital	-	-	-	865,100	-	865,100	na
Reserves For Cash Flow	-	9,848,000	-	11,540,400	-	11,540,400	17.2%
Reserve for Attrition	-	(1,086,500)	-	-	-	-	(100.0%)
Total Budget	47,232,000	35,342,800	22,818,100	66,213,500	-	66,213,500	87.3%

Program Funding Sources	FY 2007 Actual	FY 2008 Adopted	FY 2008 Forecast	FY 2009 Current	FY 2009 Expanded	FY 2009 Adopted	FY 2009 Change
Interest/Misc	546,187	273,400	521,000	536,500	-	536,500	96.2%
Other Financing Sources	5,332,233	-	-	-	-	-	na
Net Cost Co Water/Sewer Op	11,505,733	33,639,500	6,538,200	39,810,600	-	39,810,600	18.3%
Trans fm 114 Pollutn Ctrl Fd	-	64,300	64,300	54,900	-	54,900	(14.6%)
Trans fm 409 W/S Assessmt Fd	44,641	25,200	25,200	10,500	-	10,500	(58.3%)
Trans fm 470 Solid Waste Fd	178,158	153,600	153,600	82,900	-	82,900	(46.0%)
Trans fm 473 Mand Collect Fd	-	-	-	34,300	-	34,300	na
Carry Forward	29,625,048	5,985,800	15,515,800	30,534,400	-	30,534,400	410.1%
Negative 5% Revenue Reserve	-	(4,799,000)	-	(4,850,600)	-	(4,850,600)	1.1%
Total Funding	47,232,000	35,342,800	22,818,100	66,213,500	-	66,213,500	87.3%

Current FY08/09 - The County Water/Sewer District is being proactive in all activities. With this in mind, the County Water/Sewer District is attempting to build up a cash reserve equal to 20% of operating expenses in the event of a catastrophic occurrence. Reserve for Contingencies is budgeted at slightly less than the recommended rate of 5% of operating expenses due to changes in the capital projects at the final budget hearing. Reserves for Capital Outlay are also being increased for replacement of large unbudgeted items.

**Collier County Government
Fiscal Year 2009 Adopted Budget**

**Public Utilities Division
Goodland Water District**

Department Budgetary Cost Summar	FY 2007 Actual	FY 2008 Adopted	FY 2008 Forecast	FY 2009 Current	FY 2009 Expanded	FY 2009 Adopted	FY 2009 Change
Operating Expense	420,513	468,900	469,000	457,000	-	457,000	(2.5%)
Indirect Cost Reimburs	7,500	5,600	5,600	5,600	-	5,600	0 %
Capital Outlay	56,330	-	-	-	-	-	na
Net Operating Budget	484,343	474,500	474,600	462,600	-	462,600	(2.5%)
Reserves For Contingencies	-	23,700	-	23,100	-	23,100	(2.5%)
Reserves For Capital	-	229,600	-	38,900	-	38,900	(83.1%)
Reserves For Cash Flow	-	118,700	-	92,500	-	92,500	(22.1%)
Total Budget	484,343	846,500	474,600	617,100	-	617,100	(27.1%)

Appropriations by Program	FY 2007 Actual	FY 2008 Adopted	FY 2008 Forecast	FY 2009 Current	FY 2009 Expanded	FY 2009 Adopted	FY 2009 Change
Goodland Water District Fund (441)	484,343	474,500	474,600	462,600	-	462,600	(2.5%)
Total Net Budget	484,343	474,500	474,600	462,600	-	462,600	(2.5%)
Total Transfers and Reserves	-	372,000	-	154,500	-	154,500	(58.5%)
Total Budget	484,343	846,500	474,600	617,100	-	617,100	(27.1%)

Department Funding Sources	FY 2007 Actual	FY 2008 Adopted	FY 2008 Forecast	FY 2009 Current	FY 2009 Expanded	FY 2009 Adopted	FY 2009 Change
Water Revenue	506,354	563,500	305,600	305,600	-	305,600	(45.8%)
Miscellaneous Revenues	2,484	-	-	-	-	-	na
Interest/Misc	25,118	18,000	15,000	12,000	-	12,000	(33.3%)
Other Financing Sources	19,329	-	-	-	-	-	na
Carry Forward	332,195	293,200	468,800	314,800	-	314,800	7.4%
Negative 5% Revenue Reserve	-	(28,200)	-	(15,300)	-	(15,300)	(45.7%)
Total Funding	885,481	846,500	789,400	617,100	-	617,100	(27.1%)

Department Position Summary	FY 2007 Actual	FY 2008 Adopted	FY 2008 Forecast	FY 2009 Current	FY 2009 Expanded	FY 2009 Adopted	FY 2009 Change
Goodland Water District Fund (441)	0.01	-	-	-	-	-	na
Total FTE	0.01	-	-	-	-	-	na

**Collier County Government
Fiscal Year 2009 Adopted Budget**

**Public Utilities Division
Goodland Water District
Goodland Water District Fund (441)**

Mission Statement

The mission of the Goodland Water District is to provide a clean, reliable, and safe source of water for the approximately 500 service connections that are part of this water district.

Program Summary	FY 2009 Total FTE	FY 2009 Budget	FY 2009 Revenues	FY 2009 Net Cost
Goodland Operation and Maintenance	-	462,600	317,600	145,000
Operation and Maintenance of Goodland Repump Station and Distribution System				
Reserves	-	154,500	299,500	-145,000
Current Level of Service Budget	-	617,100	617,100	-
Total Adopted Budget	-	617,100	617,100	-

Program Performance Measures	FY 2007 Actual	FY 2008 Budget	FY 2008 Forecast	FY 2009 Budget
Amount of water re-treated and provided to Goodland (mg)	73.98	77.50	77.50	77.50
Compliance with Federal and State Regulations (%)	100	100	100	100
Cost per 1,000 Gallons (\$)	6.55	6.12	6.12	5.96
Provide reliable source of water to Goodland Water Dist (%)	100	100	100	100

Program Budgetary Cost Summary	FY 2007 Actual	FY 2008 Adopted	FY 2008 Forecast	FY 2009 Current	FY 2009 Expanded	FY 2009 Adopted	FY 2009 Change
Operating Expense	420,513	468,900	469,000	457,000	-	457,000	(2.5%)
Indirect Cost Reimburs	7,500	5,600	5,600	5,600	-	5,600	0 %
Capital Outlay	56,330	-	-	-	-	-	na
Net Operating Budget	484,343	474,500	474,600	462,600	-	462,600	(2.5%)
Reserves For Contingencies	-	23,700	-	23,100	-	23,100	(2.5%)
Reserves For Capital	-	229,600	-	38,900	-	38,900	(83.1%)
Reserves For Cash Flow	-	118,700	-	92,500	-	92,500	(22.1%)
Total Budget	484,343	846,500	474,600	617,100	-	617,100	(27.1%)
Total FTE	0.01	-	-	-	-	-	na

Program Funding Sources	FY 2007 Actual	FY 2008 Adopted	FY 2008 Forecast	FY 2009 Current	FY 2009 Expanded	FY 2009 Adopted	FY 2009 Change
Water Revenue	506,354	563,500	305,600	305,600	-	305,600	(45.8%)
Miscellaneous Revenues	2,484	-	-	-	-	-	na
Interest/Misc	25,118	18,000	15,000	12,000	-	12,000	(33.3%)
Other Financing Sources	19,329	-	-	-	-	-	na
Carry Forward	332,195	293,200	468,800	314,800	-	314,800	7.4%
Negative 5% Revenue Reserve	-	(28,200)	-	(15,300)	-	(15,300)	(45.7%)
Total Funding	885,481	846,500	789,400	617,100	-	617,100	(27.1%)

**Public Utilities Division
Goodland Water District**

Forecast FY 07/08 – Operating expenses reflect little change overall but there are some significant increases and decreases. Foremost is the decrease of \$77,000 for bulk water due to Key Marco residents no longer requiring irrigation water from the Goodland Water District. This is offset by increases of \$53,100 for the contractual installation of a new generator, \$18,000 for interdepartmental payment for services for work done by County Water/Sewer funded employees, and \$7,800 for landscaping maintenance.

Revenue FY 07/08 – Forecast FY08 Water Revenue is anticipated to be \$257,900 less than the FY08 Budget. This is due to a projected decrease in irrigation water consumption caused by Key Marco residents acquiring their own wells and to a lesser extent the water restrictions that have been placed on Collier County residents by South Florida Water Management District (SFWMD)

Current FY 08/09 – Operating expenses are projected to decrease by \$11,900 mainly due to decreases of \$77,000 for bulk water and \$3,100 for property insurance. These decreases will be offset by increases of \$43,000 for interdepartmental payments for services for work done by the Water Department that is funded by County Water/Sewer funds, \$8,000 for billing done by the County Utility Billing and Customer Service employees, \$8,500 contractual maintenance for the generator, \$7,000 for landscaping maintenance, \$2,500 for fuel for the generator, and \$1,700 for electricity.

Revenue FY 08/09 – The projected decrease of \$257,900 in water revenue is based on a projected decrease in water consumption. This is due to previously mentioned Key Marco residents acquiring their own wells and SFWMD water restrictions.

**Collier County Government
Fiscal Year 2009 Adopted Budget**

**Public Utilities Division
Solid Waste Management**

Department Budgetary Cost Summar	FY 2007 Actual	FY 2008 Adopted	FY 2008 Forecast	FY 2009 Current	FY 2009 Expanded	FY 2009 Adopted	FY 2009 Change
Personal Services	1,760,518	1,856,400	1,634,600	1,869,000	-	1,869,000	0.7%
Operating Expense	28,538,192	33,180,700	28,997,400	30,567,100	-	30,567,100	(7.9%)
Indirect Cost Reimburs	341,500	387,000	387,000	478,300	-	478,300	23.6%
Capital Outlay	377,888	277,900	271,400	74,600	-	74,600	(73.2%)
Remittances	-	-	4,200	-	-	-	na
Net Operating Budget	31,018,098	35,702,000	31,294,600	32,989,000	-	32,989,000	(7.6%)
Trans to Property Appraiser	221,348	250,000	242,800	264,900	-	264,900	6.0%
Trans to Tax Collector	93,648	107,800	98,500	108,000	-	108,000	0.2%
Trans to General Fund	57,300	129,100	129,100	126,700	-	126,700	(1.9%)
Trans to 301 Co Wide Cap Fd	59,900	78,400	78,400	15,000	-	15,000	(80.9%)
Trans to 408 Water/Sewer Fd	178,158	153,600	153,600	117,200	-	117,200	(23.7%)
Trans to 474 Solid Waste Cap Fd	755,900	2,099,400	3,786,800	2,062,600	-	2,062,600	(1.8%)
Reserves For Contingencies	-	1,805,400	-	1,663,500	-	1,663,500	(7.9%)
Reserves For Capital	-	7,194,100	-	5,788,700	-	5,788,700	(19.5%)
Reserves For Cash Flow	-	2,298,500	-	5,459,700	-	5,459,700	137.5%
Reserve for Attrition	-	(73,100)	-	-	-	-	(100.0%)
Total Budget	32,384,352	49,745,200	35,783,800	48,595,300	-	48,595,300	(2.3%)

Appropriations by Program	FY 2007 Actual	FY 2008 Adopted	FY 2008 Forecast	FY 2009 Current	FY 2009 Expanded	FY 2009 Adopted	FY 2009 Change
Mandatory Trash Collection Fund (473)	15,225,188	16,541,200	16,268,400	17,360,000	-	17,360,000	5.0%
Solid Waste Disposal Fund (470)	16,689,176	19,160,800	14,969,300	15,523,500	-	15,523,500	(19.0%)
Solid Waste Disposal Grants Fund (472)	1,761	-	56,900	105,500	-	105,500	na
Solid Waste Landfill Closure Costs Fund (471)	(898,027)	-	-	-	-	-	na
Total Net Budget	31,018,098	35,702,000	31,294,600	32,989,000	-	32,989,000	(7.6%)
Total Transfers and Reserves	1,366,254	14,043,200	4,489,200	15,606,300	-	15,606,300	11.1%
Total Budget	32,384,352	49,745,200	35,783,800	48,595,300	-	48,595,300	(2.3%)

Department Funding Sources	FY 2007 Actual	FY 2008 Adopted	FY 2008 Forecast	FY 2009 Current	FY 2009 Expanded	FY 2009 Adopted	FY 2009 Change
Franchise Fees	887,864	964,400	989,200	1,009,000	-	1,009,000	4.6%
Intergovernmental Revenues	5,345	-	158,200	-	-	-	na
Charges For Services	16,658,834	21,328,300	16,894,000	18,092,100	-	18,092,100	(15.2%)
Mandatory Collection Fees	16,096,428	17,288,400	17,180,300	17,787,100	-	17,787,100	2.9%
Miscellaneous Revenues	567,002	157,500	160,000	175,000	-	175,000	11.1%
Interest/Misc	484,863	314,300	352,600	178,600	-	178,600	(43.2%)
Assessments	13,923	-	-	-	-	-	na
Other Financing Sources	28,802	-	-	-	-	-	na
Reimb From Other Depts	630	130,100	130,100	130,100	-	130,100	0 %
Trans frm Tax Collector	45,743	41,600	45,700	47,500	-	47,500	14.2%
Carry Forward	11,171,989	11,523,100	12,920,600	13,046,900	-	13,046,900	13.2%
Negative 5% Revenue Reserve	-	(2,002,500)	-	(1,871,000)	-	(1,871,000)	(6.6%)
Total Funding	45,961,422	49,745,200	48,830,700	48,595,300	-	48,595,300	(2.3%)

Department Position Summary	FY 2007 Actual	FY 2008 Adopted	FY 2008 Forecast	FY 2009 Current	FY 2009 Expanded	FY 2009 Adopted	FY 2009 Change
Solid Waste Disposal Fund (470)	26.10	26.60	26.60	26.60	-	26.60	0 %
Total FTE	26.10	26.60	26.60	26.60	-	26.60	0 %

**Collier County Government
Fiscal Year 2009 Adopted Budget**

**Public Utilities Division
Solid Waste Management
Solid Waste Disposal Fund (470)**

Mission Statement

To provide Collier County with an efficient and economical balance of public and private services to meet federal, state and local regulations for solid waste disposal in a manner that assures public health and safety; reduces the solid waste stream; increases public awareness of recycling; and, adheres to the guiding principles of environmental and growth management compliance, airspace preservation, operational excellence, and best value service.

Program Summary	FY 2009 Total FTE	FY 2009 Budget	FY 2009 Revenues	FY 2009 Net Cost
Departmental Administration/Overhead	4.60	1,353,989	-	1,353,989
Administration of solid waste and hazardous waste collection and disposal including landfill operations, scalehouse operations, recycling and transfer station operations, and contract administration. Solid and hazardous waste strategic planning including growth management, concurrency compliance, and annual update and inventory reporting (AUIR). Short, intermediate, and long term financial planning. Hurricane and disaster debris management planning. Environmental compliance/reliability improvements of landfills, transfer stations, hazardous waste center and recycling centers. Overhead includes Payment in Lieu of Taxes. indirect costs. transfers. general insurance. and legal fees.				
Landfill Operations Center/Scalehouse and Recycling Center/T	15.00	10,611,511	18,095,200	-7,483,689
Scalehouse operations of Collier and Immokalee landfills and operations of Naples, Marco, Carnestown and Immokalee Recycling Centers. Provide efficient balance of public and private services to meet State requirements for solid waste disposal. Provide the public with cost effective disposal and recycling alternative. Provide year round drop off location for household hazardous waste. Provide the business district drop off location for disposal of recyclable materials to comply with the Non-Residential Recycling Ordinance 2004-50.				
Waste Reduction and Recycling	3.00	474,700	-	474,700
Reduce solid waste stream flow to the landfill to preserve valuable landfill airspace. Develop continuous educational outreach to raise public awareness on the importance of recycling, re-use and waste reduction. Provide countywide waste reduction and recycling program to single family residents. Promote countywide waste reduction and recycling program to multi-family residents. Enhance and reinforce the non-residential recycling program, including waste stream analysis and drop-off centers for business districts, promotion and marketing. Assist with implementation and development of county-wide school recycling programs.				
Environmental Compliance	4.00	848,400	-	848,400
Ensure environmental compliance with Federal, State and Local regulations for the Collier County Landfill, Immokalee Transfer Station and the closed Collier County Eustis Landfill, Recycle Centers including the Hazardous Waste Collection Centers. Ensure compliance with Landfill and Transfer Station Permit requirements. Ensure environmental compliance in the Collier County Landfill Operations Agreement. Implement plan for reducing the amount of recyclable materials disposed of in the landfill. Develop, implement and monitor odor control plan for the Collier County Naples Landfill. Plan, review and implement the debris removal management plan. Manage Collier County hazardous waste collection centers for residents and small businesses. Implement public outreach program for hazardous and universal waste reuse, recycling and proper disposal.				
Solid Waste Disposal	-	2,234,900	130,100	2,104,800
Reserves	-	3,123,800	1,896,400	1,227,400
Transfers	-	1,521,900	47,500	1,474,400
Current Level of Service Budget	26.60	20,169,200	20,169,200	-
Total Adopted Budget	26.60	20,169,200	20,169,200	-

**Collier County Government
Fiscal Year 2009 Adopted Budget**

**Public Utilities Division
Solid Waste Management
Solid Waste Disposal Fund (470)**

Program Performance Measures	FY 2007 Actual	FY 2008 Budget	FY 2008 Forecast	FY 2009 Budget
Average Unit Cost per Ton	18.10	22.90	21.50	26.50
Customer Served at the Recycling Centers	83,848	74,800	72,000	75,000
Diversion Rate (%)	71	73	65	66
Electronics Collected (Pounds)	1,829,835	1,500,000	1,610,000	1,642,000
FDEP Recycling Rate (%)	33	33	33	34
Vehicles Routed at the Landfills	131,514	146,600	105,600	108,200

Program Budgetary Cost Summary	FY 2007 Actual	FY 2008 Adopted	FY 2008 Forecast	FY 2009 Current	FY 2009 Expanded	FY 2009 Adopted	FY 2009 Change
Personal Services	1,760,518	1,856,400	1,634,600	1,869,000	-	1,869,000	0.7%
Operating Expense	14,211,031	16,639,500	12,676,300	13,133,300	-	13,133,300	(21.1%)
Indirect Cost Reimburs	341,500	387,000	387,000	446,600	-	446,600	15.4%
Capital Outlay	376,127	277,900	271,400	74,600	-	74,600	(73.2%)
Net Operating Budget	16,689,176	19,160,800	14,969,300	15,523,500	-	15,523,500	(19.0%)
Trans to General Fund	57,300	129,100	129,100	124,000	-	124,000	(4.0%)
Trans to 301 Co Wide Cap Fd	59,900	78,400	78,400	15,000	-	15,000	(80.9%)
Trans to 408 Water/Sewer Fd	178,158	153,600	153,600	82,900	-	82,900	(46.0%)
Trans to 474 Solid Waste Cap Fd	465,900	1,239,400	1,239,400	1,300,000	-	1,300,000	4.9%
Reserves For Contingencies	-	917,400	-	797,600	-	797,600	(13.1%)
Reserves For Cash Flow	-	-	-	2,326,200	-	2,326,200	na
Reserve for Attrition	-	(73,100)	-	-	-	-	(100.0%)
Total Budget	17,450,434	21,605,600	16,569,800	20,169,200	-	20,169,200	(6.6%)
Total FTE	26.10	26.60	26.60	26.60	-	26.60	0 %

Program Funding Sources	FY 2007 Actual	FY 2008 Adopted	FY 2008 Forecast	FY 2009 Current	FY 2009 Expanded	FY 2009 Adopted	FY 2009 Change
Charges For Services	16,524,728	21,206,200	16,780,800	17,970,200	-	17,970,200	(15.3%)
Miscellaneous Revenues	479,777	107,500	110,000	125,000	-	125,000	16.3%
Interest/Misc	24,571	-	200	-	-	-	na
Other Financing Sources	28,272	-	-	-	-	-	na
Reimb From Other Depts	630	130,100	130,100	130,100	-	130,100	0 %
Trans frm Tax Collector	45,743	41,600	45,700	47,500	-	47,500	14.2%
Carry Forward	2,453,962	1,185,800	2,313,000	2,810,000	-	2,810,000	137.0%
Negative 5% Revenue Reserve	-	(1,065,600)	-	(913,600)	-	(913,600)	(14.3%)
Total Funding	19,557,684	21,605,600	19,379,800	20,169,200	-	20,169,200	(6.6%)

**Public Utilities Division
Solid Waste Management**

Forecast FY 07/08 – Operating expenses decreased by \$3,963,200. There was a net decrease in payments of \$2,628,500 to the landfill contractor due to a reduction in construction & demolition material, horticulture, and municipal solid waste being brought to the Collier County Landfills for processing and disposal. Additionally, there was a reduction of \$1,357,400 in expenses associated with soil used for daily cover as a result of using soil from the reclamation of Cells 1 & 2. During the construction of the Marco Island Recycling Center, the site was closed resulting in savings of \$19,400 for fuel and \$12,200 for fleet maintenance. The property insurance rate was lowered resulting in a savings of \$23,000. Lastly, due to proactive cost saving measures being enacted, reductions of \$24,900 for training & professional development, \$15,000 for other operating supplies, \$14,700 for printing, \$14,000 for outreach ads, \$7,300 for personal safety equipment, and \$7,000 for postage were seen. These decreases are somewhat offset by an increase of \$189,100 for interdepartmental payments for services and increased costs for leachate disposal.

Revenue FY07/08 – Revenue from the Landfill tipping fees decreased by \$4,425,400 due to a decrease in “tonnage across the scale” at the Collier County Landfill. Offsetting this is an increase of \$1,127,200 in Carry forward.

Current FY08/09 – Operating Expenses, including Indirect Cost Reimbursements, decreased by \$3,446,600. There will be a decrease in payments of \$2,345,000 for the landfill contract due to a reduction in materials processed and disposed including construction and demolition material, horticulture and municipal solid waste. Additionally, there will be reductions in expenses including \$1,338,400 in costs associated with soil used as daily cover. The property insurance rate was lowered resulting in savings of \$25,200. Cost containment policies will reduce training and other professional development by \$19,300; media outreach ads by \$10,000 and operating supplies by \$9,100. These decreases are offset by increases of \$202,100 for interdepartmental payments for services, increases in disposal cost for leachate and \$59,600 for indirect cost reimbursements, \$36,600 for IT direct payments, and \$21,300 for water & sewer charges.

Capital Outlay

\$3,000 - 1 PC Tablet
\$5,000 – Fairbanks scale monitor box to relay information from the scales to PC
\$5,800 – 2 laptops for unattended scale back-ups
\$8,600 – Two 10 Yard Containers (2 X \$4,300/ea) for office paper recycling
\$16,200 – Three 20 yard Containers (3 X \$5,400/ea) for cardboard recycling
\$36,000 – Two 40 Yard Compactor (2 X \$18,000) for recyclable materials

\$74,600 – Total Capital Outlay

The Public Utilities Division is being proactive in all activities. With this in mind, the Solid Waste Management Department is attempting to build up a cash reserve equal to 20% of operating expenses in the event of a catastrophic event. In FY09, a 16.6% cash reserve has been budgeted with the plan to increase it to 20% as soon as economically feasible. In addition, reserves for contingencies are once again being budgeted at the recommended rate of 5% of operating costs.

Revenue FY08/09 – Revenue from the Landfill tipping fees is expected to decrease by \$4,425,400 due to decreases in tonnage processed and disposed at the Collier County Landfill. Offsetting this is an increase of \$1,624,200 in Carry Forward.

**Collier County Government
Fiscal Year 2009 Adopted Budget**

**Public Utilities Division
Solid Waste Management
Solid Waste Landfill Closure Costs Fund (471)**

Mission Statement

To comply with Florida Department of Environmental Protection's Landfill closure requirements, funds are held in reserve for post closure liabilities, and compliance requirements, to include long-term monitoring.

Program Summary	FY 2009 Total FTE	FY 2009 Budget	FY 2009 Revenues	FY 2009 Net Cost
Departmental Administration/Overhead	-	5,788,700	5,788,700	-
Closure assessment and long term monitoring.				
Current Level of Service Budget	-	5,788,700	5,788,700	-
Total Adopted Budget	-	5,788,700	5,788,700	-

Program Budgetary Cost Summary	FY 2007 Actual	FY 2008 Adopted	FY 2008 Forecast	FY 2009 Current	FY 2009 Expanded	FY 2009 Adopted	FY 2009 Change
Operating Expense	(898,027)	-	-	-	-	-	na
Net Operating Budget	(898,027)	-	-	-	-	-	na
Trans to 474 Solid Waste Cap Fd	-	-	1,687,400	-	-	-	na
Reserves For Capital	-	7,194,100	-	5,788,700	-	5,788,700	(19.5%)
Total Budget	(898,027)	7,194,100	1,687,400	5,788,700	-	5,788,700	(19.5%)

Program Funding Sources	FY 2007 Actual	FY 2008 Adopted	FY 2008 Forecast	FY 2009 Current	FY 2009 Expanded	FY 2009 Adopted	FY 2009 Change
Interest/Misc	396,403	297,500	350,800	177,000	-	177,000	(40.5%)
Carry Forward	6,612,379	6,911,400	6,957,200	5,620,600	-	5,620,600	(18.7%)
Negative 5% Revenue Reserve	-	(14,800)	-	(8,900)	-	(8,900)	(39.9%)
Total Funding	7,008,783	7,194,100	7,308,000	5,788,700	-	5,788,700	(19.5%)

Forecast FY07/08 - The County is in the process of reclaiming two old unlined Cells, (Cells 1 and 2) at the Collier County Landfill. Waste Management Inc. of Florida is responsible for building new lined cells at this location. This reclamation will provide additional disposal capacity as well as provide better environmental safeguards. As a result of this action, \$1,687,400 was transferred to the Solid Waste Capital Fund.

Current FY 08/09 – The County is responsible for all closure and maintenance requirements for old landfills in Collier County. Those landfills include; the closed Eustis Landfill in Immokalee, Cells 3 and 4 and a portion of Cell 6 at the Collier County Landfill and closed Cell 1 and three agricultural-plastics cells in the Immokalee Landfill. Therefore, \$5,788,700 is held in reserves within Fund 471 for environmental risks and potential associated liabilities for these unlined landfill cells. A study has been conducted indicating that potential liabilities could exceed the current balance in the fund. Therefore, maintaining this fund is prudent considering the potential liabilities.

**Collier County Government
Fiscal Year 2009 Adopted Budget**

**Public Utilities Division
Solid Waste Management
Solid Waste Disposal Grants Fund (472)**

Mission Statement

To obtain available recycling funds from the State of Florida to increase recycling pursuant to Florida State Statutes (F.S. 403.7).

Program Summary	FY 2009 Total FTE	FY 2009 Budget	FY 2009 Revenues	FY 2009 Net Cost
Departmental Administration/Overhead	-	105,500	105,500	-
Current Level of Service Budget	-	105,500	105,500	-
Total Adopted Budget	-	105,500	105,500	-

Program Budgetary Cost Summary	FY 2007 Actual	FY 2008 Adopted	FY 2008 Forecast	FY 2009 Current	FY 2009 Expanded	FY 2009 Adopted	FY 2009 Change
Operating Expense	-	-	52,700	105,500	-	105,500	na
Capital Outlay	1,761	-	-	-	-	-	na
Remittances	-	-	4,200	-	-	-	na
Net Operating Budget	1,761	-	56,900	105,500	-	105,500	na
Total Budget	1,761	-	56,900	105,500	-	105,500	na

Program Funding Sources	FY 2007 Actual	FY 2008 Adopted	FY 2008 Forecast	FY 2009 Current	FY 2009 Expanded	FY 2009 Adopted	FY 2009 Change
Intergovernmental Revenues	5,345	-	158,200	-	-	-	na
Interest/Misc	38	-	-	-	-	-	na
Other Financing Sources	530	-	-	-	-	-	na
Carry Forward	44,920	-	4,200	105,500	-	105,500	na
Total Funding	50,833	-	162,400	105,500	-	105,500	na

Forecast FY07/08 - Two grants were awarded from the Florida Department of Environmental Protection at the beginning of FY07/08 ("School Beverage Container Recycling Challenge Grant" and "How to Recycle") for \$78,500 and \$79,700 respectively. A portion of these funds will be expended in the amounts of \$15,100 for contractual services, \$900 for contract required professional development, \$2,700 for printing, and \$34,000 for operating supplies. The remaining \$105,500 will be rolled into FY09

Revenue FY07/08 - Revenue was awarded in the beginning of FY07/08 for the two previously mentioned Recycling and Education grants.

Current FY08/09 - Funds will be expended in the amounts of \$61,300 for contractual services, \$7,100 for contract required professional development, \$8,000 for postage & freight, \$28,700 for printing and \$400 for other operating supplies.

During Collier County's final FY 2009 Public Budget Hearing held on September 18, 2008, the Board of County Commissioners (Board) adopted budget resolutions which recognized and appropriated estimated FY 2008 year end balances of approved grant and capital project funds beginning October 1, 2008. In prior years, this action took place in the first month of the new budget year. This action was taken by the Board on September 18, 2008 to ensure that all continuing expense/expenditure appropriations would be available on the first day of the new fiscal year.

**Collier County Government
Fiscal Year 2009 Adopted Budget**

**Public Utilities Division
Solid Waste Management
Mandatory Trash Collection Fund (473)**

Mission Statement

Provide for the health and safety of citizens of Collier County by providing for the collection, disposal, and related code enforcement activities of the solid waste stream generated in the County.

Program Summary	FY 2009 Total FTE	FY 2009 Budget	FY 2009 Revenues	FY 2009 Net Cost
Departmental Administration/Overhead	-	31,700	-	31,700
Administration of the Solid Waste Collections System that includes contract administration, short and long term financial planning and growth management planning. Provide sound accounting standards to the financial operations within the trash collection program				
Solid Waste Collections - Franchisees	-	18,463,800	18,969,600	-505,800
Provide payment to Mandatory Trash Collection franchisees for the number of units served curbside and in accordance with the Mandatory Trash Collection Ordinance and the Solid Waste Franchisee agreements.				
Transfers	-	37,000	-	37,000
Reserves	-	3,999,400	3,562,300	437,100
Current Level of Service Budget	-	22,531,900	22,531,900	-
Total Adopted Budget	-	22,531,900	22,531,900	-

Program Performance Measures	FY 2007 Actual	FY 2008 Budget	FY 2008 Forecast	FY 2009 Budget
District 1 - Mandatory Trash Collection Rate	161.06	167.67	167.67	171.74
District 1 - Percentage of Rate Change Over Previous Year	4.80	4.10	4.10	2.43
District 2 - Mandatory Trash Collection Rate	151.34	157.54	157.54	161.57
District 2 - Percentage of Rate Change Over Previous Year	4.90	4.10	4.10	2.56

Program Budgetary Cost Summary	FY 2007 Actual	FY 2008 Adopted	FY 2008 Forecast	FY 2009 Current	FY 2009 Expanded	FY 2009 Adopted	FY 2009 Change
Operating Expense	15,225,188	16,541,200	16,268,400	17,328,300	-	17,328,300	4.8%
Indirect Cost Reimburs	-	-	-	31,700	-	31,700	na
Net Operating Budget	15,225,188	16,541,200	16,268,400	17,360,000	-	17,360,000	5.0%
Trans to Property Appraiser	221,348	250,000	242,800	264,900	-	264,900	6.0%
Trans to Tax Collector	93,648	107,800	98,500	108,000	-	108,000	0.2%
Trans to General Fund	-	-	-	2,700	-	2,700	na
Trans to 408 Water/Sewer Fd	-	-	-	34,300	-	34,300	na
Trans to 474 Solid Waste Cap Fd	290,000	860,000	860,000	762,600	-	762,600	(11.3%)
Reserves For Contingencies	-	888,000	-	865,900	-	865,900	(2.5%)
Reserves For Cash Flow	-	2,298,500	-	3,133,500	-	3,133,500	36.3%
Total Budget	15,830,184	20,945,500	17,469,700	22,531,900	-	22,531,900	7.6%

Program Funding Sources	FY 2007 Actual	FY 2008 Adopted	FY 2008 Forecast	FY 2009 Current	FY 2009 Expanded	FY 2009 Adopted	FY 2009 Change
Franchise Fees	887,864	964,400	989,200	1,009,000	-	1,009,000	4.6%
Charges For Services	134,105	122,100	113,200	121,900	-	121,900	(0.2%)
Mandatory Collection Fees	16,096,428	17,288,400	17,180,300	17,787,100	-	17,787,100	2.9%
Miscellaneous Revenues	87,225	50,000	50,000	50,000	-	50,000	0%
Interest/Misc	63,851	16,800	1,600	1,600	-	1,600	(90.5%)
Assessments	13,923	-	-	-	-	-	na
Carry Forward	2,060,727	3,425,900	3,646,200	4,510,800	-	4,510,800	31.7%
Negative 5% Revenue Reserve	-	(922,100)	-	(948,500)	-	(948,500)	2.9%
Total Funding	19,344,123	20,945,500	21,980,500	22,531,900	-	22,531,900	7.6%

Public Utilities Division
Solid Waste Management

Forecast FY 07/08 – Operating expenses are anticipated to be under budget by \$272,800. The primary driver of this decrease is a reduction of solid waste going to the landfill for burial.

Revenue FY 07/08 - Forecast revenues for Mandatory collections are below budget by \$108,100. The primary driver of this decrease is the number of single family residential accounts increased less than forecast.

Current FY 08/09 – Operating expenses, including Indirect Cost Reimbursements, are increasing by \$818,800. Primary drivers are contractual increases in the Consumer Price Index for the solid waste residential collection contractors, increased disposal costs, and growth in the customer base.

Revenue FY 08/09 – The operating revenue budget is increasing \$498,700. The FY 08/09 budget is based on an estimated account base of 108,217 single family residential units receiving curbside service, which includes 1,380 additional residential units. In addition, the revenue budget includes increased revenues from franchise fees, commercial can accounts and franchise fees from both residential accounts and commercial accounts served by the collection contractors.

**Collier County Government
Fiscal Year 2009 Adopted Budget**

**Public Utilities Division
Water Pollution Control**

Department Budgetary Cost Summar	FY 2007 Actual	FY 2008 Adopted	FY 2008 Forecast	FY 2009 Current	FY 2009 Expanded	FY 2009 Adopted	FY 2009 Change
Personal Services	1,705,572	1,794,400	1,802,400	1,786,600	-	1,786,600	(0.4%)
Operating Expense	598,863	640,000	794,600	600,800	-	600,800	(6.1%)
Indirect Cost Reimburs	176,300	196,700	196,700	201,400	-	201,400	2.4%
Capital Outlay	164,849	135,300	302,200	248,100	-	248,100	83.4%
Net Operating Budget	2,645,584	2,766,400	3,095,900	2,836,900	-	2,836,900	2.5%
Trans to Property Appraiser	17,520	18,200	18,200	16,800	-	16,800	(7.7%)
Trans to Tax Collector	58,627	91,000	91,000	71,400	-	71,400	(21.5%)
Trans to General Fund	5,200	32,200	32,200	24,400	-	24,400	(24.2%)
Trans to 301 Co Wide Cap Fd	72,900	58,600	58,600	10,300	-	10,300	(82.4%)
Trans to 408 Water/Sewer Fd	-	64,300	64,300	54,900	-	54,900	(14.6%)
Reserves For Contingencies	-	151,700	-	185,200	-	185,200	22.1%
Reserves For Capital	-	385,800	-	500,000	-	500,000	29.6%
Reserve for Attrition	-	(73,600)	-	-	-	-	(100.0%)
Total Budget	2,799,831	3,494,600	3,360,200	3,699,900	-	3,699,900	5.9%

Appropriations by Program	FY 2007 Actual	FY 2008 Adopted	FY 2008 Forecast	FY 2009 Current	FY 2009 Expanded	FY 2009 Adopted	FY 2009 Change
Water Pollution Control Fund (114)	2,645,584	2,766,400	3,095,900	2,836,900	-	2,836,900	2.5%
Total Net Budget	2,645,584	2,766,400	3,095,900	2,836,900	-	2,836,900	2.5%
Total Transfers and Reserves	154,247	728,200	264,300	863,000	-	863,000	18.5%
Total Budget	2,799,831	3,494,600	3,360,200	3,699,900	-	3,699,900	5.9%

Department Funding Sources	FY 2007 Actual	FY 2008 Adopted	FY 2008 Forecast	FY 2009 Current	FY 2009 Expanded	FY 2009 Adopted	FY 2009 Change
Ad Valorem Taxes	2,380,195	2,318,100	2,318,100	2,319,800	-	2,319,800	0.1%
Delinquent Ad Valorem Taxes	732	-	100	-	-	-	na
Licenses & Permits	715	800	500	500	-	500	(37.5%)
Intergovernmental Revenues	165,293	159,000	159,000	158,500	-	158,500	(0.3%)
SFWMD/Big Cypress Revenue	1,620	-	-	-	-	-	na
Charges For Services	331,069	250,200	250,200	339,000	-	339,000	35.5%
Miscellaneous Revenues	11,719	-	-	-	-	-	na
Interest/Misc	16,822	400	400	400	-	400	0 %
Reimb From Other Depts	76,122	18,900	27,500	6,700	-	6,700	(64.6%)
Trans frm Property Appraiser	2,973	-	3,000	-	-	-	na
Trans frm Tax Collector	28,636	-	28,600	-	-	-	na
Trans fm Special Rev Fds	92,789	-	-	-	-	-	na
Trans fm 113 Comm Dev Fd	50,000	50,000	-	-	-	-	(100.0%)
Carry Forward	1,241,339	853,200	1,589,000	1,016,200	-	1,016,200	19.1%
Negative 5% Revenue Reserve	-	(156,000)	-	(141,200)	-	(141,200)	(9.5%)
Total Funding	4,400,022	3,494,600	4,376,400	3,699,900	-	3,699,900	5.9%

Department Position Summary	FY 2007 Actual	FY 2008 Adopted	FY 2008 Forecast	FY 2009 Current	FY 2009 Expanded	FY 2009 Adopted	FY 2009 Change
Water Pollution Control Fund (114)	24.50	24.50	24.50	24.50	-	24.50	0 %
Total FTE	24.50	24.50	24.50	24.50	-	24.50	0 %

**Collier County Government
Fiscal Year 2009 Adopted Budget**

**Public Utilities Division
Water Pollution Control
Water Pollution Control Fund (114)**

Mission Statement

To pro actively plan, develop, and efficiently implement programs that protect the safety, health and welfare of the community and its environment through the protection of Collier County's groundwater, freshwater, surface water and other non-tidal water resources from all sources of pollution in compliance with Collier County's Pollution Control Ordinance 89-20, Growth Management Plan, Related Contracts/Agreements, and State Mandates.

Program Summary	FY 2009 Total FTE	FY 2009 Budget	FY 2009 Revenues	FY 2009 Net Cost
Departmental Administration/Overhead	6.50	879,739	2,321,800	-1,442,061
Provide direct program support to the Department team through administrative, customer service and database management. Meets the service demands of other intergovernmental agencies/departments.				
Storage Tank Management	1.85	158,500	158,500	-
Primarily funded by a FDEP Governmental Contract that requires inspections of petroleum storage tank facilities to ensure their compliance. Meets the demands of Collier County's Pollution Control (PC) Ordinance 89-20, Growth Management Plan – Conservation and Coastal Management Element (GMP-CCM) Objective 9.4 and Contract GC-526.				
Hazardous Waste Compliance Assistance & Mgmt	3.25	252,653	-	252,653
Through onsite hazardous waste/materials compliance assistant verification inspections and program outreach, this program complies with the demands of the State Mandate (Florida Statute 403.72), GMP-CCM Elements 9.2, 9.2.1 and 9.2.2, and the Ground Water Protection Land Development Code (LDC) Section 3.16.				
Water Resources Monitoring	3.00	417,693	295,100	122,593
To monitor Collier County's water quality through the collection and evaluation of ground and surface water samples. Includes landfill monitoring, Red Tide sampling, and community notification. Ensures the integrity of field samples collected and lab analysis conducted by meeting the demands of a Quality Assurance/Quality Control Plan and Certification Program pursuant to Florida Department of Health Florida Administrative Code 64E-1, GMP-CCM Goal 2 and Goal 3, Growth Management Plan – PFE (Natural Groundwater Aquifer Recharge Sub-Element) Goal 1.3 and Contract ML040284.				
Analytical Services	6.00	912,069	49,000	863,069
Performs lab analysis on surface water, ground water, drinking water and wastewater samples for the public and other clients, such as the Department of Health, Pelican Bay, Solid Waste, Storm Water Management, and the SFWMD. Meets the demands of PC Ordinance 89-20 and Contract ML040284.				
Wastewater and Sludge Management	1.00	83,190	500	82,690
Perform compliance inspections of package sewage treatment plants and regulates the safe and proper transportation and disposal of domestic sludge within Collier County. Meets the demands within PC Ordinance 89-20, Collier County/Florida Department of Environmental Protection (FDEP) Sewage Treatment Plant Compliance Inspection Agreement and County Ordinance 87-79.				
Pollution Complaint Investigation	0.25	20,436	-	20,436
Respond to approximately 200 complaints regarding potential pollution sources. Meets the demands within Pollution Control Ordinance 89-20.				
Air Quality Monitoring	0.65	56,720	-	56,720
Assist the State in the monitoring of air quality in Collier County required within GMP-CCM Objective 8.1 and in accordance with Collier County/FDEP Agreement #AQ158.				
SFWMD Contract OT 061098	2.00	110,800	-	110,800
Will monitor Collier County's ground water and prepare annual assessment report in accordance with the requirements found within SWFMD Contract OT061098. Meets the demands of Collier County's PC Ordinance 89-20, GMP-CCME Objective 3.4 and Natural Groundwater Aquifer Recharge Sub-element Objective 1.3.				
Reserves	-	685,200	875,000	-189,800
Transfers/Remittances	-	122,900	-	122,900
Current Level of Service Budget	24.50	3,699,900	3,699,900	-
Total Adopted Budget	24.50	3,699,900	3,699,900	-

**Collier County Government
Fiscal Year 2009 Adopted Budget**

**Public Utilities Division
Water Pollution Control
Water Pollution Control Fund (114)**

Program Performance Measures	FY 2007 Actual	FY 2008 Budget	FY 2008 Forecast	FY 2009 Budget
Number of Petroleum Storage Tank Inspections	609	646	646	646
Number of Small Quantity Generator Compliance Inspections	1,186	1,042	1,042	1,042
Number of Water Quality Analyses	33,730	43,000	43,000	59,000
Number of Water Samples Collected	1,003	1,045	1,045	1,049
Responses to Pollution Complaints/Investigations	164	184	184	204

Program Budgetary Cost Summary	FY 2007 Actual	FY 2008 Adopted	FY 2008 Forecast	FY 2009 Current	FY 2009 Expanded	FY 2009 Adopted	FY 2009 Change
Personal Services	1,705,572	1,794,400	1,802,400	1,786,600	-	1,786,600	(0.4%)
Operating Expense	598,863	640,000	794,600	600,800	-	600,800	(6.1%)
Indirect Cost Reimburs	176,300	196,700	196,700	201,400	-	201,400	2.4%
Capital Outlay	164,849	135,300	302,200	248,100	-	248,100	83.4%
Net Operating Budget	2,645,584	2,766,400	3,095,900	2,836,900	-	2,836,900	2.5%
Trans to Property Appraiser	17,520	18,200	18,200	16,800	-	16,800	(7.7%)
Trans to Tax Collector	58,627	91,000	91,000	71,400	-	71,400	(21.5%)
Trans to General Fund	5,200	32,200	32,200	24,400	-	24,400	(24.2%)
Trans to 301 Co Wide Cap Fd	72,900	58,600	58,600	10,300	-	10,300	(82.4%)
Trans to 408 Water/Sewer Fd	-	64,300	64,300	54,900	-	54,900	(14.6%)
Reserves For Contingencies	-	151,700	-	185,200	-	185,200	22.1%
Reserves For Capital	-	385,800	-	500,000	-	500,000	29.6%
Reserve for Attrition	-	(73,600)	-	-	-	-	(100.0%)
Total Budget	2,799,831	3,494,600	3,360,200	3,699,900	-	3,699,900	5.9%
Total FTE	24.50	24.50	24.50	24.50	-	24.50	0 %

Program Funding Sources	FY 2007 Actual	FY 2008 Adopted	FY 2008 Forecast	FY 2009 Current	FY 2009 Expanded	FY 2009 Adopted	FY 2009 Change
Ad Valorem Taxes	2,380,195	2,318,100	2,318,100	2,319,800	-	2,319,800	0.1%
Delinquent Ad Valorem Taxes	732	-	100	-	-	-	na
Licenses & Permits	715	800	500	500	-	500	(37.5%)
Intergovernmental Revenues	165,293	159,000	159,000	158,500	-	158,500	(0.3%)
SFWMD/Big Cypress Revenue	1,620	-	-	-	-	-	na
Charges For Services	331,069	250,200	250,200	339,000	-	339,000	35.5%
Miscellaneous Revenues	11,719	-	-	-	-	-	na
Interest/Misc	16,822	400	400	400	-	400	0 %
Reimb From Other Depts	76,122	18,900	27,500	6,700	-	6,700	(64.6%)
Trans frm Property Appraiser	2,973	-	3,000	-	-	-	na
Trans frm Tax Collector	28,636	-	28,600	-	-	-	na
Trans fm Special Rev Fds	92,789	-	-	-	-	-	na
Trans fm 113 Comm Dev Fd	50,000	50,000	-	-	-	-	(100.0%)
Carry Forward	1,241,339	853,200	1,589,000	1,016,200	-	1,016,200	19.1%
Negative 5% Revenue Reserve	-	(156,000)	-	(141,200)	-	(141,200)	(9.5%)
Total Funding	4,400,022	3,494,600	4,376,400	3,699,900	-	3,699,900	5.9%

**Public Utilities Division
Water Pollution Control**

Forecast FY 07/08 – Operating expenses increased \$154,600 due to higher than anticipated costs of \$100,000 for an unbudgeted wellfield remodeling contract, \$2,500 for ultraviolet-visible spectrometer service contract, \$2,500 for fuel for departmental vehicles, and \$2,900 for fleet maintenance. Also increased were costs of \$49,200 for contractual analytical services and \$30,400 for laboratory sampling equipment that were required to be performed for the South Florida Water Management District contract. The increase is somewhat offset by decreased costs of \$5,400 for the Stormwater National Pollutant Discharge Elimination System (NPDES) work and \$7,800 for property insurance due to lower rates. Cost cutting measures also offered savings of \$6,500 for cell phones, \$2,300 for telephone system support, \$2,200 for office supplies, \$1,600 for uniform rentals, and \$1,500 for unpurchased software. Capital outlay increased by \$166,900 due to additional expenditures of \$135,000 for an inductively coupled plasma optical emission spectrometer, \$8,300 for a sample refrigeration unit, \$6,000 for a total Kjeldahl nitrogen block digester, \$2,100 for a replacement incubator, \$1,800 for replacement lamps for Atomic Absorption Spectrometer, \$1,200 for a replacement dessicator, \$3,000 for a mobile radio, and \$9,600 for 2 uninterruptible power supplies. These were offset by a decreased cost of \$1,100 for a replacement vehicle.

Revenue FY 07/08 - The increase in revenue is mostly due to an increase of \$735,800 in carry forward from the adopted budget.

Current FY 08/09 - Operating expenses decreased by \$34,500 due to decreases of \$65,400 for a transfer to Stormwater for NPDES work and \$7,000 for contractual analytical analyses. Cost cutting measures decreased professional development by \$4,900 and cell phones by \$6,900. Also decreasing are charges of \$9,100 for water & sewer. The decreases will be offset by increases of \$4,700 for indirect costs, \$7,800 for fleet maintenance, \$10,100 for fuel charges, and \$42,800 for minor operating equipment that will be used in testing for the South Florida Water Management District contract. Budgeted reserves include \$185,200 for reserves for contingencies and \$500,000 for reserves for capital for replacement of large unbudgeted items such as laboratory equipment or vehicles.

Capital Outlay

\$237,000 - Laboratory Renovation
\$3,000 - Handheld radio
\$1,400 - Peristaltic pump
\$1,100 - Turbidimeter
\$2,600 - YSI Sonde Metric/Computer
\$3,000 - Incubator

\$248,100 - Total Capital Outlay

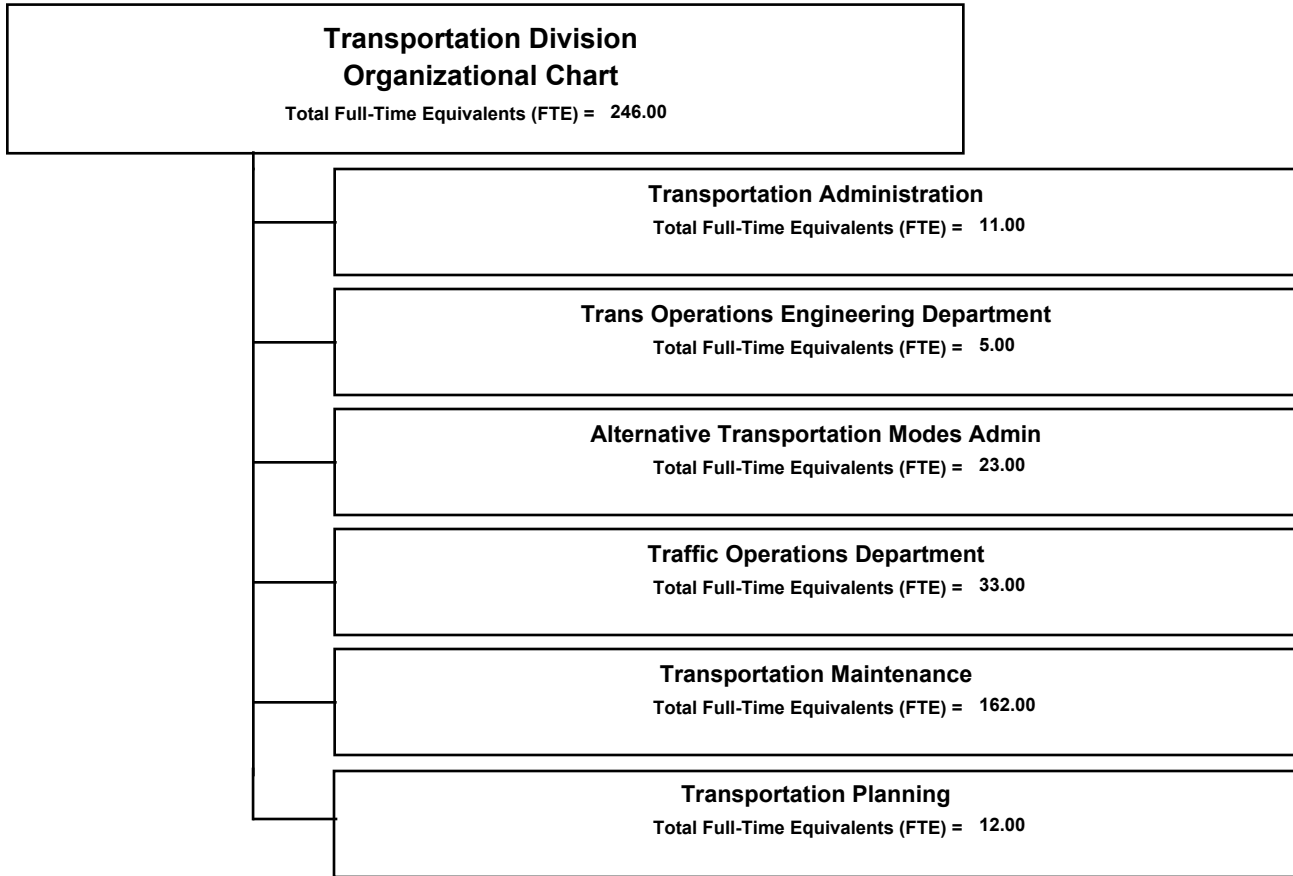
Revenue FY 08/09 - Revenues include Intergovernmental Revenues of \$158,500 for Petroleum Storage Compliance inspections and Charges for Services of \$339,000 for water analysis.

Gross taxable value for Water Pollution Control, based upon the July 1st data from the Property Appraiser totals \$79,175,284,679 - a decrease of 4.08% from the final FY08 taxable value. Pursuant to State Statute (CS for SB 1588), the taxable value within the jurisdiction of each taxing authority used in calculation of the rolled back rate shall be increased by an amount equal to the reduction in taxable value occurring as a result of recent amendments to the State Constitution. The millage rate for this fund, accounting for new construction and in accordance with State Statutes, totals 0.0293 and this rate is expected to generate \$2,319,800 in property tax revenue.

The majority vote maximum millage rate that can be levied by the Board of County Commissioners as defined within FS 200.185 (5) is the TRIM rolled back rate adjusted by the 4.15% per capita Florida personal income factor.

The Board of County Commissioners can approve a millage rate increase of up to 110% of this years maximum statutory millage rate (defined as rolled back plus the inflationary index - 4.15% by two-thirds vote). This rate is not subject to the Amendment one percentage adjustment which was applied in calculating the majority vote maximum millage rate.

Transportation Division



Transportation Division
Norman Feder

The Transportation Division includes Division Administration, Development Review, Transportation Engineering, Stormwater, Alternative Transportation Modes, Traffic Operations, Transportation Maintenance, and the Transportation Planning Department. There are 284 employees and a total operating budget of \$69,631,700 in FY 09. The Divisions total employment count (284) includes thirty eight (38) FTE's funded within capital funds (312) and (324). Overall, twenty-eight (28) positions are unfunded - twenty-seven (27) within operations and one (1) in capital. Also, two (2) Big Cypress Basin positions in Stormwater Capital were eliminated.

Division Administration

There are eleven (11) employees in Division Administration devoted to effectively managing and delivering a planned, stable and sustainable transportation and stormwater system through partnerships, innovation, adaptation to change, community involvement, and exceptional customer service. Total FY 09 budget appropriations amount to \$1,984,700.

Transportation Engineering

Transportation Engineering is responsible for planning of the roadway network and oversight of roadway construction. There are twenty nine (29) positions devoted to the road construction program. Budget appropriations for this staff and the requisite road projects are included in the Transportation capital section of the budget book with administration and overhead budgeted in Fund (312). There is also a Transportation Engineering and Construction Management section devoted to development planning. This section includes five (5) employees and total FY 09 appropriations of \$449,900.

Alternative Transportation Modes

There are twenty-three (23) employees in Alternative Transportation Modes administering the following programs: fixed route transit, transportation disadvantaged, median landscaping, and improvement districts. FY 09 budget appropriations amount to \$36,926,500.

Traffic Operations:

Traffic Operations is responsible for maintenance and operation of the traffic signal system in Collier County and the street lighting program. Total FY 09 budget appropriations amount to \$5,662,100 and there are thirty three (33) employees in this department.

Transportation Maintenance

This department is responsible for right-of-way permitting and for the maintenance of roadways, the stormwater management system, bridges, sidewalks, and bike paths in Collier County, and aquatic plant control within the secondary drainage system. Total FY 09 budget appropriations amount to \$21,149,200 and there are 162 employees within this department budgeted in Fund (101). The operations component of stormwater management is shown within capital fund (324) and includes nine (9) employees.

Transportation Planning:

The Transportation Planning Department consists of the development review Metropolitan Planning Organization and short and long-term transportation planning functions, including concurrency management. Department staff, excluding MPO employees totals eight (8) with an operating budget of \$805,800. The Metropolitan Planning Organization (MPO) budget which is predominately grant driven and does not correspond to the County's fiscal year totals \$1,888,600. There are four (4) employees servicing the MPO program.

For further information on any of the aforementioned programs, please call 252-8192.

**Collier County Government
Fiscal Year 2009 Adopted Budget**

Transportation Division

Division Budgetary Cost Summary	FY 2007 Actual	FY 2008 Adopted	FY 2008 Forecast	FY 2009 Current	FY 2009 Expanded	FY 2009 Adopted	FY 2009 Change
Personal Services	15,385,616	15,280,200	15,211,900	14,399,100	-	14,399,100	(5.8%)
Operating Expense	24,054,704	21,990,500	21,283,700	27,468,500	-	27,468,500	24.9%
Indirect Cost Reimburs	568,500	620,800	620,800	644,800	-	644,800	3.9%
Capital Outlay	15,128,105	27,644,600	17,070,100	24,478,600	-	24,478,600	(11.5%)
Total Net Budget	55,136,926	65,536,100	54,186,500	66,991,000	-	66,991,000	2.2 %
Non Cash Year End Entry	7,271,188	-	-	-	-	-	na
Grants and Aid	11	-	-	-	-	-	na
Trans to Property Appraiser	32,809	38,100	38,200	37,800	-	37,800	(0.8%)
Trans to Tax Collector	104,378	106,100	106,200	101,100	-	101,100	(4.7%)
Trans to 111 Unincorp Gen Fd	302,300	164,500	166,100	169,100	-	169,100	2.8%
Trans to 163 Baysh/Av Beaut Fd	40,000	40,000	40,000	40,000	-	40,000	0 %
Trans to 216 Debt Serv Fd	363,200	362,300	362,300	363,500	-	363,500	0.3%
Trans to Cap Proj	-	200,000	200,000	-	-	-	(100.0%)
Trans to 313 Gas Tax Cap Fd	1,649,579	-	1,960,000	-	-	-	na
Reserves For Contingencies	-	2,287,800	-	1,844,400	-	1,844,400	(19.4%)
Reserves For Capital	-	51,100	-	34,800	-	34,800	(31.9%)
Reserves For Cash Flow	-	50,000	-	50,000	-	50,000	0 %
Reserve for Attrition	-	(585,000)	-	-	-	-	(100.0%)
Total Budget	64,900,391	68,251,000	57,059,300	69,631,700	-	69,631,700	2.0%

Appropriations by Department	FY 2007 Actual	FY 2008 Adopted	FY 2008 Forecast	FY 2009 Current	FY 2009 Expanded	FY 2009 Adopted	FY 2009 Change
Transportation Administration	1,969,719	2,079,000	1,908,000	1,984,700	-	1,984,700	(4.5%)
Trans Operations Engineering Department	544,802	489,900	488,700	449,900	-	449,900	(8.2%)
Alternative Transportation Modes Admin	17,987,746	14,065,300	14,479,400	17,902,300	-	17,902,300	27.3%
Transportation Improvement Districts	2,038,169	16,977,100	6,225,200	17,176,100	-	17,176,100	1.2%
Traffic Operations Department	4,970,380	5,860,700	5,646,100	5,639,400	-	5,639,400	(3.8%)
Transportation Maintenance	26,120,004	25,208,400	24,594,900	21,149,200	-	21,149,200	(16.1%)
Transportation Planning	1,506,107	855,700	844,200	2,689,400	-	2,689,400	214.3%
Total Net Budget	55,136,926	65,536,100	54,186,500	66,991,000	-	66,991,000	2.2%
Alternative Transportation Modes Admin	1,148,493	-	1,960,000	-	-	-	na
Transportation Improvement Districts	7,545,698	2,231,200	490,600	1,848,100	-	1,848,100	(17.2%)
Traffic Operations Department	166,064	30,400	19,900	22,700	-	22,700	(25.3%)
Transportation Planning	11	-	-	5,000	-	5,000	na
Reserves and Transfers	903,200	453,300	402,300	764,900	-	764,900	68.7%
Total Transfers and Reserves	9,763,466	2,714,900	2,872,800	2,640,700	-	2,640,700	(2.7%)
Total Budget	64,900,391	68,251,000	57,059,300	69,631,700	-	69,631,700	2.0%

**Collier County Government
Fiscal Year 2009 Adopted Budget**

Transportation Division

Division Funding Sources	FY 2007 Actual	FY 2008 Adopted	FY 2008 Forecast	FY 2009 Current	FY 2009 Expanded	FY 2009 Adopted	FY 2009 Change
Ad Valorem Taxes	4,931,192	4,322,500	4,156,400	4,148,100	-	4,148,100	(4.0%)
Delinquent Ad Valorem Taxes	2,547	-	1,000	-	-	-	na
Licenses & Permits	521,750	590,200	550,200	534,000	-	534,000	(9.5%)
Intergovernmental Revenues	6,407,806	2,340,500	7,329,900	2,837,000	-	2,837,000	21.2%
Charges For Services	1,405,568	52,900	867,800	896,200	-	896,200	1,594.1%
Miscellaneous Revenues	641,172	334,400	188,900	210,100	-	210,100	(37.2%)
Interest/Misc	894,768	216,300	281,800	178,300	-	178,300	(17.6%)
Other Financing Sources	7,282,964	-	-	-	-	-	na
Loan Proceeds	-	5,980,100	6,099,000	-	-	-	(100.0%)
Bond Proceeds	-	-	-	-	-	-	na
Reimb From Other Depts	37,973	4,000	-	-	-	-	(100.0%)
Trans frm Property Appraiser	5,564	-	4,100	-	-	-	na
Trans frm Tax Collector	50,997	-	45,400	-	-	-	na
Net Cost Road and Bridge	(4,217,683)	-	(2,658,200)	-	-	-	na
Net Cost MSTD General Fund	14,178,012	16,338,700	16,892,800	11,717,200	-	11,717,200	(28.3%)
Trans fm 001 Gen Fund	22,219,496	21,007,800	21,007,800	12,251,700	-	12,251,700	(41.7%)
Trans fm 101 Transp Op Fd	40,000	40,000	40,000	40,000	-	40,000	0 %
Trans fm 111 MSTD Gen Fd	5,291,021	1,848,200	1,848,200	7,904,700	-	7,904,700	327.7%
Trans fm 131 Dev Serv Fd	383,100	247,900	247,900	247,900	-	247,900	0 %
Trans fm 313 Gax Tax Cap Fd	2,554,500	2,604,600	2,604,600	2,200,700	-	2,200,700	(15.5%)
Trans fm 325 Stormwater Cap Fd	-	165,600	165,600	-	-	-	(100.0%)
Carry Forward	18,548,894	12,437,900	19,578,900	26,739,600	-	26,739,600	115.0%
Negative 5% Revenue Reserve	-	(280,600)	-	(273,800)	-	(273,800)	(2.4%)
Total Funding	81,179,641	68,251,000	79,252,100	69,631,700	-	69,631,700	2.0%

Division Position Summary	FY 2007 Actual	FY 2008 Adopted	FY 2008 Forecast	FY 2009 Current	FY 2009 Expanded	FY 2009 Adopted	FY 2009 Change
Transportation Administration	12.00	12.00	12.00	11.00	-	11.00	(8.3%)
Trans Operations Engineering Department	6.00	6.00	6.00	5.00	-	5.00	(16.7%)
Alternative Transportation Modes Admin	23.00	23.00	23.00	23.00	-	23.00	0 %
Traffic Operations Department	32.00	32.00	32.00	33.00	-	33.00	3.1%
Transportation Maintenance	159.00	162.00	162.00	162.00	-	162.00	0 %
Transportation Planning	12.00	12.00	12.00	12.00	-	12.00	0 %
Total FTE	244.00	247.00	247.00	246.00	-	246.00	(0.4%)

**Collier County Government
Fiscal Year 2009 Adopted Budget**

**Transportation Division
Transportation Administration**

Department Budgetary Cost Summar	FY 2007 Actual	FY 2008 Adopted	FY 2008 Forecast	FY 2009 Current	FY 2009 Expanded	FY 2009 Adopted	FY 2009 Change
Personal Services	980,794	978,100	982,800	930,100	-	930,100	(4.9%)
Operating Expense	536,277	573,200	447,500	574,700	-	574,700	0.3%
Indirect Cost Reimburs	451,300	477,700	477,700	429,900	-	429,900	(10.0%)
Capital Outlay	1,348	50,000	-	50,000	-	50,000	0 %
Net Operating Budget	1,969,719	2,079,000	1,908,000	1,984,700	-	1,984,700	(4.5%)
Total Budget	1,969,719	2,079,000	1,908,000	1,984,700	-	1,984,700	(4.5%)

Appropriations by Program	FY 2007 Actual	FY 2008 Adopted	FY 2008 Forecast	FY 2009 Current	FY 2009 Expanded	FY 2009 Adopted	FY 2009 Change
Transportation Administration (101)	1,969,719	2,079,000	1,908,000	1,984,700	-	1,984,700	(4.5%)
Total Net Budget	1,969,719	2,079,000	1,908,000	1,984,700	-	1,984,700	(4.5%)
Total Transfers and Reserves	-	-	-	-	-	-	na
Total Budget	1,969,719	2,079,000	1,908,000	1,984,700	-	1,984,700	(4.5%)

Department Funding Sources	FY 2007 Actual	FY 2008 Adopted	FY 2008 Forecast	FY 2009 Current	FY 2009 Expanded	FY 2009 Adopted	FY 2009 Change
Intergovernmental Revenues	366,376	290,000	305,000	305,000	-	305,000	5.2%
Charges For Services	2,400	2,400	-	-	-	-	(100.0%)
Miscellaneous Revenues	904	100	-	-	-	-	(100.0%)
Net Cost Road and Bridge	1,600,039	1,786,500	1,603,000	1,679,700	-	1,679,700	(6.0%)
Total Funding	1,969,719	2,079,000	1,908,000	1,984,700	-	1,984,700	(4.5%)

Department Position Summary	FY 2007 Actual	FY 2008 Adopted	FY 2008 Forecast	FY 2009 Current	FY 2009 Expanded	FY 2009 Adopted	FY 2009 Change
Transportation Administration (101)	12.00	12.00	12.00	11.00	-	11.00	(8.3%)
Total FTE	12.00	12.00	12.00	11.00	-	11.00	(8.3%)

**Collier County Government
Fiscal Year 2009 Adopted Budget**

**Transportation Division
Transportation Administration
Transportation Administration (101)**

Mission Statement

To deliver and effectively manage a planned, stable and sustainable transportation and stormwater system through partnerships, innovation, adaptation to change, community involvement and exceptional customer service.

Program Summary	FY 2009 Total FTE	FY 2009 Budget	FY 2009 Revenues	FY 2009 Net Cost
Departmental Administration/Overhead	5.00	1,406,626	305,000	1,101,626
Funding for the Department Administrator as well as administrative support staff. All divisional overhead costs for Fund 101 to include Indirect Service Charges, Motor Pool Capital Recovery Charges, General Insurance, and PC replacements.				
Fiscal Support	2.00	196,437	-	196,437
Provides all financial management support to include accounts payable, accounts receivable, invoicing, grant reimbursements, budgeting, purchasing, payroll, etc. Support is provided to the Administrator as well as all department directors and staff within the Transportation Division.				
Public Information	2.00	153,974	-	153,974
Serve as the liaison between Collier County Transportation Services and the public, media and governmental representatives. To research and respond to questions/complaints and handle marketing and public relations matters for Transportation Services Division.				
Operations Management	2.00	227,663	-	227,663
Align Transportation and Strategic Goals and Objectives with those of the County; make recommendation on new technology products to help make Transportation processes more efficient and effective. Establish quantifiable baselines for process improvement and use models to quantify the process levels of effort and work to establish and accomplish the baselines. Map Transportation business processes to come up with Standard Operating Procedures and establish a set of Performance Measurements to track the progress towards the accomplishment of our Strategic Goals.				
Current Level of Service Budget	11.00	1,984,700	305,000	1,679,700
Total Adopted Budget	11.00	1,984,700	305,000	1,679,700

Program Performance Measures	FY 2007 Actual	FY 2008 Budget	FY 2008 Forecast	FY 2009 Budget
% of AIMS addressed or constituents contacted within 5 days	100	95	95	95
% of executive summaries entered into Novus by deadline	85	95	95	95
% of invoices processed within the Prompt Payment Act	99	100	98	100

Program Budgetary Cost Summary	FY 2007 Actual	FY 2008 Adopted	FY 2008 Forecast	FY 2009 Current	FY 2009 Expanded	FY 2009 Adopted	FY 2009 Change
Personal Services	980,794	978,100	982,800	930,100	-	930,100	(4.9%)
Operating Expense	536,277	573,200	447,500	574,700	-	574,700	0.3%
Indirect Cost Reimburs	451,300	477,700	477,700	429,900	-	429,900	(10.0%)
Capital Outlay	1,348	50,000	-	50,000	-	50,000	0 %
Net Operating Budget	1,969,719	2,079,000	1,908,000	1,984,700	-	1,984,700	(4.5%)
Total Budget	1,969,719	2,079,000	1,908,000	1,984,700	-	1,984,700	(4.5%)
Total FTE	12.00	12.00	12.00	11.00	-	11.00	(8.3%)

Program Funding Sources	FY 2007 Actual	FY 2008 Adopted	FY 2008 Forecast	FY 2009 Current	FY 2009 Expanded	FY 2009 Adopted	FY 2009 Change
Intergovernmental Revenues	366,376	290,000	305,000	305,000	-	305,000	5.2%
Charges For Services	2,400	2,400	-	-	-	-	(100.0%)
Miscellaneous Revenues	904	100	-	-	-	-	(100.0%)
Net Cost Road and Bridge	1,600,039	1,786,500	1,603,000	1,679,700	-	1,679,700	(6.0%)
Total Funding	1,969,719	2,079,000	1,908,000	1,984,700	-	1,984,700	(4.5%)

**Transportation Division
Transportation Administration
Transportation Administration (101)**

Forecast FY 07/08 – Total personal services are slightly above budget and reflect the fact that projected attrition savings were not realized. Small cost centers tend to have a problem achieving budgeted attrition. Overall, department expenses are projected below budget. Department revenue is forecast above budget with projected increases in the Motor Fuel Tax Rebate. This revenue has traditionally fluctuated from budget estimates.

Current FY 08/09 – All major Division level overhead expenses are charged to this Department.

This cost center reflects a personal service decrease of \$48,000 or 4.9%. One FTE was transferred to Transportation Engineering Department Fund (312). When accounting for the decrease in allocated indirect costs, operating expenses are down 4.5% from FY 09. Noteworthy activity includes a \$47,800 decrease in the Indirect Service Charge allocation and a \$92,100 decrease in the Divisions Property Insurance charge.

Capital outlay includes annual on call GIS support.

**Collier County Government
Fiscal Year 2009 Adopted Budget**

**Transportation Division
Trans Operations Engineering Department**

Department Budgetary Cost Summar	FY 2007 Actual	FY 2008 Adopted	FY 2008 Forecast	FY 2009 Current	FY 2009 Expanded	FY 2009 Adopted	FY 2009 Change
Personal Services	523,310	460,900	469,000	413,600	-	413,600	(10.3%)
Operating Expense	18,520	29,000	19,700	36,300	-	36,300	25.2%
Capital Outlay	2,972	-	-	-	-	-	na
Net Operating Budget	544,802	489,900	488,700	449,900	-	449,900	(8.2%)
Total Budget	544,802	489,900	488,700	449,900	-	449,900	(8.2%)

Appropriations by Program	FY 2007 Actual	FY 2008 Adopted	FY 2008 Forecast	FY 2009 Current	FY 2009 Expanded	FY 2009 Adopted	FY 2009 Change
Trans Operations Engineering Dept (101)	544,802	489,900	488,700	449,900	-	449,900	(8.2%)
Total Net Budget	544,802	489,900	488,700	449,900	-	449,900	(8.2%)
Total Transfers and Reserves	-	-	-	-	-	-	na
Total Budget	544,802	489,900	488,700	449,900	-	449,900	(8.2%)

Department Funding Sources	FY 2007 Actual	FY 2008 Adopted	FY 2008 Forecast	FY 2009 Current	FY 2009 Expanded	FY 2009 Adopted	FY 2009 Change
Net Cost Road and Bridge	544,802	489,900	488,700	449,900	-	449,900	(8.2%)
Total Funding	544,802	489,900	488,700	449,900	-	449,900	(8.2%)

Department Position Summary	FY 2007 Actual	FY 2008 Adopted	FY 2008 Forecast	FY 2009 Current	FY 2009 Expanded	FY 2009 Adopted	FY 2009 Change
Trans Operations Engineering Dept (101)	6.00	6.00	6.00	5.00	-	5.00	(16.7%)
Total FTE	6.00	6.00	6.00	5.00	-	5.00	(16.7%)

**Collier County Government
Fiscal Year 2009 Adopted Budget**

**Transportation Division
Trans Operations Engineering Department
Trans Operations Engineering Dept (101)**

Mission Statement

Assist in planning, roadway design, roadway permitting, roadway construction, and miscellaneous special projects to meet service levels established by the County's Growth Management Plan and established by budget approval actions of the Board of County Commissioners. To provide supervision, engineering, and coordination to ensure that the Department's roadway projects are designed and constructed in a timely, efficient, and economical manner.

Program Summary	FY 2009 Total FTE	FY 2009 Budget	FY 2009 Revenues	FY 2009 Net Cost
Section Administration/Overhead Funding for section administration and fixed section overhead.	1.50	202,178	-	202,178
Roadway Design Provide for design and construction activities for roadway and landscaping projects at various locations countywide, including pathways.	1.00	105,841	-	105,841
Transportation Projects Plan Review Provide review for the design of capital transportation improvement projects.	1.50	141,881	-	141,881
Unfilled Positions	1.00	-	-	-
Current Level of Service Budget	5.00	449,900	-	449,900
Total Adopted Budget	5.00	449,900	-	449,900

Program Performance Measures	FY 2007 Actual	FY 2008 Budget	FY 2008 Forecast	FY 2009 Budget
% of In-house design \$'s vs. Contracted out design \$'s	47	35	33	44
Total # of dollars of actual in-house design per year	1,750,000	1,750,000	1,750,000	1,750,000

Program Budgetary Cost Summary	FY 2007 Actual	FY 2008 Adopted	FY 2008 Forecast	FY 2009 Current	FY 2009 Expanded	FY 2009 Adopted	FY 2009 Change
Personal Services	523,310	460,900	469,000	413,600	-	413,600	(10.3%)
Operating Expense	18,520	29,000	19,700	36,300	-	36,300	25.2%
Capital Outlay	2,972	-	-	-	-	-	na
Net Operating Budget	544,802	489,900	488,700	449,900	-	449,900	(8.2%)
Total Budget	544,802	489,900	488,700	449,900	-	449,900	(8.2%)
Total FTE	6.00	6.00	6.00	5.00	-	5.00	(16.7%)

Program Funding Sources	FY 2007 Actual	FY 2008 Adopted	FY 2008 Forecast	FY 2009 Current	FY 2009 Expanded	FY 2009 Adopted	FY 2009 Change
Net Cost Road and Bridge	544,802	489,900	488,700	449,900	-	449,900	(8.2%)
Total Funding	544,802	489,900	488,700	449,900	-	449,900	(8.2%)

Forecast FY 07/08 - Personal Service expense is slightly above budget reflecting the fact that this small department cost center did not achieve budgeted attrition.

Current FY 08/09 - Personal Services are down 10.3% due the transfer of one FTE to Transportation Engineering Department Fund (312). Operating expense has increased from the FY 08 budget due to a increase in computer software expense and fuel.

**Collier County Government
Fiscal Year 2009 Adopted Budget**

**Transportation Division
Alternative Transportation Modes Admin**

Department Budgetary Cost Summar	FY 2007 Actual	FY 2008 Adopted	FY 2008 Forecast	FY 2009 Current	FY 2009 Expanded	FY 2009 Adopted	FY 2009 Change
Personal Services	1,550,274	1,610,800	1,653,400	1,550,000	-	1,550,000	(3.8%)
Operating Expense	12,378,093	10,703,500	11,648,600	13,456,000	-	13,456,000	25.7%
Indirect Cost Reimburs	73,100	93,800	93,800	174,200	-	174,200	85.7%
Capital Outlay	3,986,279	1,657,200	1,083,600	2,722,100	-	2,722,100	64.3%
Net Operating Budget	17,987,746	14,065,300	14,479,400	17,902,300	-	17,902,300	27.3%
Trans to 313 Gas Tax Cap Fd	1,148,493	-	1,960,000	-	-	-	na
Total Budget	19,136,239	14,065,300	16,439,400	17,902,300	-	17,902,300	27.3%

Appropriations by Program	FY 2007 Actual	FY 2008 Adopted	FY 2008 Forecast	FY 2009 Current	FY 2009 Expanded	FY 2009 Adopted	FY 2009 Change
Alternative Trans Modes Admin (101)	345,754	369,600	358,800	359,400	-	359,400	(2.8%)
Collier Area Transit CAT Fund (426)	5,177,208	3,318,200	3,963,100	6,927,800	-	6,927,800	108.8%
Landscape Operation Projects (112)	8,538,470	1,942,000	1,581,900	2,524,000	-	2,524,000	30.0%
MSTU's & Landscape Operations (111)	1,311,174	6,622,600	6,669,900	5,034,900	-	5,034,900	(24.0%)
Trans Disadvantaged Enterprise (427)	2,615,139	1,812,900	1,905,700	3,056,200	-	3,056,200	68.6%
Total Net Budget	17,987,746	14,065,300	14,479,400	17,902,300	-	17,902,300	27.3%
Total Transfers and Reserves	1,148,493	-	1,960,000	-	-	-	na
Total Budget	19,136,239	14,065,300	16,439,400	17,902,300	-	17,902,300	27.3%

Department Funding Sources	FY 2007 Actual	FY 2008 Adopted	FY 2008 Forecast	FY 2009 Current	FY 2009 Expanded	FY 2009 Adopted	FY 2009 Change
Intergovernmental Revenues	3,242,287	190,200	5,169,600	448,000	-	448,000	135.5%
Charges For Services	1,154,582	-	833,200	872,000	-	872,000	na
Miscellaneous Revenues	173,270	93,800	33,500	-	-	-	(100.0%)
Interest/Misc	51,898	-	100	-	-	-	na
Reimb From Other Depts	30,071	-	-	-	-	-	na
Net Cost Road and Bridge	345,739	369,600	358,800	359,400	-	359,400	(2.8%)
Net Cost MSTD General Fund	1,309,815	6,622,600	6,636,000	5,034,900	-	5,034,900	(24.0%)
Trans fm 001 Gen Fund	3,209,496	2,940,900	2,940,900	2,387,000	-	2,387,000	(18.8%)
Trans fm 111 MSTD Gen Fd	5,280,800	1,848,200	1,848,200	206,200	-	206,200	(88.8%)
Trans fm 313 Gax Tax Cap Fd	2,000,000	2,000,000	2,000,000	1,750,000	-	1,750,000	(12.5%)
Carry Forward	6,346,140	-	3,463,900	6,844,800	-	6,844,800	na
Total Funding	23,144,098	14,065,300	23,284,200	17,902,300	-	17,902,300	27.3%

Department Position Summary	FY 2007 Actual	FY 2008 Adopted	FY 2008 Forecast	FY 2009 Current	FY 2009 Expanded	FY 2009 Adopted	FY 2009 Change
Alternative Trans Modes Admin (101)	3.00	3.00	3.00	3.00	-	3.00	0 %
Collier Area Transit CAT Fund (426)	1.00	1.00	1.00	1.00	-	1.00	0 %
MSTU's & Landscape Operations (111)	19.00	19.00	19.00	19.00	-	19.00	0 %
Total FTE	23.00	23.00	23.00	23.00	-	23.00	0 %

**Collier County Government
Fiscal Year 2009 Adopted Budget**

**Transportation Division
Alternative Transportation Modes Admin
Alternative Trans Modes Admin (101)**

Mission Statement

To provide "World Class" transit, para transit, landscape operations and MSTU planning, in an efficient and effective manner.

Program Summary	FY 2009 Total FTE	FY 2009 Budget	FY 2009 Revenues	FY 2009 Net Cost
Departmental Administration/Overhead	2.00	244,865	-	244,865
Funding for departmental administration and fixed departmental overhead.				
County Median: Landscape Project Management	1.00	114,535	-	114,535
Plan reviews for new county roadways and ROW permits. Project management and coordination of landscape beautification projects.				
Current Level of Service Budget	3.00	359,400	-	359,400
Total Adopted Budget	3.00	359,400	-	359,400

Program Performance Measures	FY 2007 Actual	FY 2008 Budget	FY 2008 Forecast	FY 2009 Budget
Landscape Maintenance Agreements written, coordinated & executed by BCC	100	100	100	100
Plan reviews completed within 5 days	100	100	100	100

Program Budgetary Cost Summary	FY 2007 Actual	FY 2008 Adopted	FY 2008 Forecast	FY 2009 Current	FY 2009 Expanded	FY 2009 Adopted	FY 2009 Change
Personal Services	312,332	323,900	322,700	333,300	-	333,300	2.9%
Operating Expense	33,422	45,700	36,100	26,100	-	26,100	(42.9%)
Net Operating Budget	345,754	369,600	358,800	359,400	-	359,400	(2.8%)
Total Budget	345,754	369,600	358,800	359,400	-	359,400	(2.8%)
Total FTE	3.00	3.00	3.00	3.00	-	3.00	0 %

Program Funding Sources	FY 2007 Actual	FY 2008 Adopted	FY 2008 Forecast	FY 2009 Current	FY 2009 Expanded	FY 2009 Adopted	FY 2009 Change
Miscellaneous Revenues	14	-	-	-	-	-	na
Net Cost Road and Bridge	345,739	369,600	358,800	359,400	-	359,400	(2.8%)
Total Funding	345,754	369,600	358,800	359,400	-	359,400	(2.8%)

Current FY 08/09 – Personal Service expense reflects COLA. Operating expenses within this department have been cut despite a \$2,200 increase in fuel charges.

**Collier County Government
Fiscal Year 2009 Adopted Budget**

**Transportation Division
Alternative Transportation Modes Admin
Trans Disadvantaged Enterprise (427)**

Mission Statement

To provide transportation services in Collier County in support of the State Transportation Disadvantaged Grant Program.

Program Summary	FY 2009 Total FTE	FY 2009 Budget	FY 2009 Revenues	FY 2009 Net Cost
Transportation Disadvantaged (TD) Services Grant(s)	-	3,056,200	3,056,200	-
Transportation services for the elderly, handicapped, and economically disadvantaged in support of the State TD Grant and Medicaid Program.				
Current Level of Service Budget	-	3,056,200	3,056,200	-
Total Adopted Budget	-	3,056,200	3,056,200	-

Program Performance Measures	FY 2007 Actual	FY 2008 Budget	FY 2008 Forecast	FY 2009 Budget
Operating costs per passenger trip (all revenue sources)	26.43	27.99	27.99	27.99
Total Passenger Trips	94,093	100,000	99,800	105,000

Program Budgetary Cost Summary	FY 2007 Actual	FY 2008 Adopted	FY 2008 Forecast	FY 2009 Current	FY 2009 Expanded	FY 2009 Adopted	FY 2009 Change
Operating Expense	2,455,746	1,786,900	1,808,500	2,985,800	-	2,985,800	67.1%
Capital Outlay	159,393	26,000	97,200	70,400	-	70,400	170.8%
Net Operating Budget	2,615,139	1,812,900	1,905,700	3,056,200	-	3,056,200	68.6%
Trans to 313 Gas Tax Cap Fd	-	-	788,000	-	-	-	na
Total Budget	2,615,139	1,812,900	2,693,700	3,056,200	-	3,056,200	68.6%

Program Funding Sources	FY 2007 Actual	FY 2008 Adopted	FY 2008 Forecast	FY 2009 Current	FY 2009 Expanded	FY 2009 Adopted	FY 2009 Change
Intergovernmental Revenues	1,266,001	-	1,207,600	-	-	-	na
Charges For Services	158,963	-	92,800	72,000	-	72,000	na
Miscellaneous Revenues	7,000	-	-	-	-	-	na
Interest/Misc	3,743	-	-	-	-	-	na
Trans fm 001 Gen Fund	1,710,300	1,812,900	1,812,900	1,776,600	-	1,776,600	(2.0%)
Carry Forward	602,732	-	788,000	1,207,600	-	1,207,600	na
Total Funding	3,748,739	1,812,900	3,901,300	3,056,200	-	3,056,200	68.6%

Transportation Division
Alternative Transportation Modes Admin

Fund (427) Transportation Disadvantaged Budget Notes

Grant funds in the form of Transportation Disadvantaged Medicaid and Trip & Equipment are combined with a General Fund (001) transfer to fund contractual paratransit operations through McDonald Transit; fleet related operating expenses; and programmed capital purchases. For FY 09 budget purposes, only expenses funded from the General Fund transfer (\$1,776,600) and anticipated farebox revenue (\$72,000) will be shown. Commencing in FY 09, farebox revenue together with total operating expense is budgeted. In prior fiscal years, farebox revenue was subtracted from operating expense and only net operating costs were budgeted. The programs remaining appropriation balance funded by grants (\$859,900) are approved via budget amendment because the grant cycle does not coincide with the County's fiscal year.

The current contract with McDonald Transit entered into in October 2005 is scheduled to be re-negotiated and discussions are anticipated to cover all aspects of fleet and route operations. McDonald Transit receives monthly consideration for their services which currently totals approximately \$205,000 per month. McDonald Transit is entitled to monthly billing adjustments based upon the number of trips as defined within the contract.

Currently twenty (20) vehicles are utilized for paratransit operations with an average of fifteen (15) vehicles providing daily trip transportation. Reserve vehicles (5) are maintained to accommodate heavy trip volume and maintenance schedules. It is anticipated that with the addition of new paratransit vehicles, the oldest, and most costly based upon maintenance records will be declared surplus.

Forecast FY 07/08 - The County has purchased four (4) paratransit vehicles funded under the 5310 program.

Current FY 08/09 - The contract for McDonald Transit is budgeted at \$1,070,000 with fleet operating and overhead costs (including fuel, parts, vehicle maintenance and facility costs) totaling \$778,600. The purchase of four (4) paratransit vehicles, consistent with Fleet's recommended replacement schedule is planned. The paratransit vehicles will be paid through the 5310 grant program. This grant program requires a 10% local match of \$38,000.

Note:

During Collier County's final FY 09 Public Budget Hearing held on September 18, 2008, the Board of County Commissioners (Board) adopted budget resolutions which recognized and appropriated estimated FY 08 year end balances of approved grant and capital project funds beginning October 1, 2008. In prior years, this action took place in the first month of the new budget year. This action was taken by the Board on September 18, 2008 to ensure that all continuing expense/expenditure appropriations would be available on the first day of the new fiscal year.

**Collier County Government
Fiscal Year 2009 Adopted Budget**

**Transportation Division
Alternative Transportation Modes Admin
Collier Area Transit CAT Fund (426)**

Mission Statement

To provide fixed route public transportation services including the maintenance, operations and program management

Program Summary	FY 2009 Total FTE	FY 2009 Budget	FY 2009 Revenues	FY 2009 Net Cost
Fixed Route Public Transportation (Gas Tax Subsidized)	1.00	6,927,800	6,927,800	-
Current Level of Service Budget	1.00	6,927,800	6,927,800	-
Total Adopted Budget	1.00	6,927,800	6,927,800	-

Program Performance Measures	FY 2007 Actual	FY 2008 Budget	FY 2008 Forecast	FY 2009 Budget
Total annual revenue miles	1,130,000	1,241,120	1,241,120	1,241,120
Transit system annual passenger boardings	1,180,100	1,200,000	1,200,000	1,100,000

Program Budgetary Cost Summary	FY 2007 Actual	FY 2008 Adopted	FY 2008 Forecast	FY 2009 Current	FY 2009 Expanded	FY 2009 Adopted	FY 2009 Change
Personal Services	79,892	78,100	73,200	81,300	-	81,300	4.1%
Operating Expense	4,521,372	3,233,500	3,824,300	4,194,800	-	4,194,800	29.7%
Capital Outlay	575,944	6,600	65,600	2,651,700	-	2,651,700	40,077.3%
Net Operating Budget	5,177,208	3,318,200	3,963,100	6,927,800	-	6,927,800	108.8%
Trans to 313 Gas Tax Cap Fd	-	-	550,300	-	-	-	na
Total Budget	5,177,208	3,318,200	4,513,400	6,927,800	-	6,927,800	108.8%
Total FTE	1.00	1.00	1.00	1.00	-	1.00	0 %

Program Funding Sources	FY 2007 Actual	FY 2008 Adopted	FY 2008 Forecast	FY 2009 Current	FY 2009 Expanded	FY 2009 Adopted	FY 2009 Change
Intergovernmental Revenues	1,537,270	190,200	3,862,500	-	-	-	(100.0%)
Charges For Services	993,938	-	740,000	800,000	-	800,000	na
Miscellaneous Revenues	81,355	-	-	-	-	-	na
Interest/Misc	5,067	-	-	-	-	-	na
Trans fm 001 Gen Fund	602,300	1,128,000	1,128,000	610,400	-	610,400	(45.9%)
Trans fm 313 Gax Tax Cap Fd	2,000,000	2,000,000	2,000,000	1,750,000	-	1,750,000	(12.5%)
Carry Forward	672,016	-	550,300	3,767,400	-	3,767,400	na
Total Funding	5,891,946	3,318,200	8,280,800	6,927,800	-	6,927,800	108.8%

Transportation Division
Alternative Transportation Modes Admin

Fund (426) Collier Area Transit Budget Notes

Grant funds from the Federal Transportation Administration (FTA) and State of Florida (State Block Grant) are combined with a transfer from Gas Tax Fund (313) and General Fund (001) to support Collier Area Transit (CAT) operations. County budgetary guidance in prior years provided that Gas Tax Fund (313) provide a \$2,000,000 annual subsidy in support of (CAT) operations. For FY 09, the Gas Tax subsidy has been reduced to \$1,750,000. The General Fund (001) transfer has been reduced by 45.9% to \$610,400. This transfer reduction is the result of a \$415,000 expense reduction in fixed route funding plus a fare box increase. Commencing with FY 09, fare box revenue is budgeted with a corresponding increase in operating expense (gross operating expense is budgeted). As mentioned previously, this budget contains a fare box increase from \$1.25 to \$1.50 equating to an additional \$80,000.

For FY 09 budget purposes, only expenses funded from the Gas Tax transfer, the General Fund transfer and fare box revenue will be shown. The programs remaining budget balance, comprised of grants, do not coincide with the County's fiscal year and are thus approved via budget amendment.

Personal Services include one (1) FTE.

FY 08/09 Current - McDonald's contract (including grant funding) to operate the scheduled regular routes totals \$6,065,200.

A total of twenty three (23) buses are available for CAT operations. Eighteen (18) are considered primary and five (5) are maintained in reserve status. FTA 5307 grant funds are used on an annual basis to purchase new fleet; offset facility capital expense; and fund capitalized operating expense. For FY 09, FTA 5307 grant funds will be used to offset construction of a passenger transfer facility at the Government Complex.

Fleet operating and overhead costs (including fuel, parts, vehicle maintenance) total \$757,700 and are fully funded from 5307 grant revenue. While not budgeted, 5307 grant revenue is pre-awarded and for FY 09, \$2,000,000 in grant proceeds are expected.

Fourteen (14) routes operate six (6) days a week and twelve (12) routes operate on a reduced Sunday schedule. This years fixed route budget (target routes with low ridership) has been reduced by \$415,000 in response to the BCC General Fund (001) millage neutral position. Funding may be reinstated from Constitutional turn back revenue with a decision in November 2008.

Note:

During Collier County's final FY 09 Public Budget Hearing held on September 18, 2008, the Board of County Commissioners (Board) adopted budget resolutions which recognized and appropriated estimated FY 08 year end balances of approved grant and capital project funds beginning October 1, 2008. In prior years, this action took place in the first month of the new budget year. This action was taken by the Board on September 18, 2008 to ensure that all continuing expense/expenditure appropriations would be available on the first day of the new fiscal year.

**Collier County Government
Fiscal Year 2009 Adopted Budget**

**Transportation Division
Alternative Transportation Modes Admin
MSTU's & Landscape Operations (111)**

Mission Statement

To provide maintenance of landscaped, non-landscaped, and roadsides on selected County roadways to meet the standards adopted by the Board of County Commissioners. To provide supervision, coordination, manpower and support equipment to maintain the highest possible level of landscape service. To provide coordinated staff support and project management to multiple MSTU's in roadway, stormwater and landscape beautification.

Program Summary	FY 2009 Total FTE	FY 2009 Budget	FY 2009 Revenues	FY 2009 Net Cost
County Medians: Landscape Maintenance Field supervision and maintenance work performed on landscaped and non-landscaped medians and roadsides. Complete monthly inspections, quarterly reports to maintain a high level of maintenance.	13.00	4,604,469	-	4,604,469
County Medians: Plan Reviews & Landscape Project Management Plan reviews for new County roadways and ROW permits. Project management and coordination of landscape beautification project within the right-of-way, including retention ponds, median plantings, signage and other built structures.	3.00	267,706	-	267,706
MSTU Project Management Project management and coordination of beautification MSTU's.	2.00	162,725	-	162,725
Unfilled Positions	1.00	-	-	-
Current Level of Service Budget	19.00	5,034,900	-	5,034,900
Total Adopted Budget	19.00	5,034,900	-	5,034,900

Program Budgetary Cost Summary	FY 2007 Actual	FY 2008 Adopted	FY 2008 Forecast	FY 2009 Current	FY 2009 Expanded	FY 2009 Adopted	FY 2009 Change
Personal Services	1,158,050	1,208,800	1,257,500	1,135,400	-	1,135,400	(6.1%)
Operating Expense	120,381	5,397,400	5,296,500	3,899,500	-	3,899,500	(27.8%)
Capital Outlay	32,744	16,400	115,900	-	-	-	(100.0%)
Net Operating Budget	1,311,174	6,622,600	6,669,900	5,034,900	-	5,034,900	(24.0%)
Total Budget	1,311,174	6,622,600	6,669,900	5,034,900	-	5,034,900	(24.0%)
Total FTE	19.00	19.00	19.00	19.00	-	19.00	0 %

Program Funding Sources	FY 2007 Actual	FY 2008 Adopted	FY 2008 Forecast	FY 2009 Current	FY 2009 Expanded	FY 2009 Adopted	FY 2009 Change
Intergovernmental Revenues	-	-	-	-	-	-	na
Charges For Services	1,200	-	400	-	-	-	na
Miscellaneous Revenues	160	-	33,500	-	-	-	na
Net Cost MSTD General Fund	1,309,815	6,622,600	6,636,000	5,034,900	-	5,034,900	(24.0%)
Total Funding	1,311,174	6,622,600	6,669,900	5,034,900	-	5,034,900	(24.0%)

Transportation Division
Alternative Transportation Modes Admin

Forecast FY 07/08 - Beginning in FY 08, landscape maintenance expense previously budgeted in Fund (112) was shown in MSTD General Fund (111) under specific cost center designations. This change was made to eliminate the automatic roll of maintenance expense which is a product of project fund budgeting within the SAP Accounting System.

Forecast personal service expense within this department exceeds budget by \$48,700. Budgeted attrition was not realized during FY 08. Forecast capital outlay includes additional allocations (\$80,000 and \$19,500 respectfully) for landscaping operations associated with U.S. 41 - Seagate to the County Line and Livingston Road from the County Line to Immokalee Road. These additional allocations were covered by budget amendments.

Current FY 08/09 - Personal Services account for a complement of nineteen (19) FTE's. One FTE is un-funded due to VSIP separation which accounts for the modest budget reduction. Operating expenses include \$3,763,700 in landscape maintenance dollars previously budgeted in Fund 112. Regular overhead totals \$135,800 - an increase of \$11,100 over FY 08. This increase is associated with fuel charges. This year's landscape maintenance budget was reduced by \$1,140,900 in response to the BCC General Fund (001) and MSTD General Fund (111) millage rate neutral position.

Revenue FY 08/09 – Shown at the fund level is transfer revenue to MSTD General Fund (111) from the various MSTU's to support staff administration. Transfer revenue totals \$169,100.

**Collier County Government
Fiscal Year 2009 Adopted Budget**

**Transportation Division
Alternative Transportation Modes Admin
Landscape Operation Projects (112)**

Mission Statement

To provide maintenance of landscaped, non-landscaped, and roadsides on selected County roadways to meet the standards adopted by the Board of County Commissioners. To provide supervision, coordination, manpower and support equipment to maintain the highest possible level of landscape service.

Program Summary	FY 2009 Total FTE	FY 2009 Budget	FY 2009 Revenues	FY 2009 Net Cost
Contracted Median Maintenance/Construction	-	2,349,800	2,349,800	-
Operating Overhead	-	174,200	174,200	-
Current Level of Service Budget	-	2,524,000	2,524,000	-
Total Adopted Budget	-	2,524,000	2,524,000	-

Program Performance Measures	FY 2007 Actual	FY 2008 Budget	FY 2008 Forecast	FY 2009 Budget
% of capital projects completed within 10% of budget	100	100	100	100
% of capital projects completed within 20% of schedule	100	100	100	100
Landscape operating (maintenance) cost per mile	85,339	85,339	85,339	76,871
Landscape without street Trees capital cost per mile	400,923	400,923	400,923	320,000

Program Budgetary Cost Summary	FY 2007 Actual	FY 2008 Adopted	FY 2008 Forecast	FY 2009 Current	FY 2009 Expanded	FY 2009 Adopted	FY 2009 Change
Operating Expense	5,247,172	240,000	683,200	2,349,800	-	2,349,800	879.1%
Indirect Cost Reimburs	73,100	93,800	93,800	174,200	-	174,200	85.7%
Capital Outlay	3,218,198	1,608,200	804,900	-	-	-	(100.0%)
Net Operating Budget	8,538,470	1,942,000	1,581,900	2,524,000	-	2,524,000	30.0%
Trans to 313 Gas Tax Cap Fd	1,148,493	-	621,700	-	-	-	na
Total Budget	9,686,963	1,942,000	2,203,600	2,524,000	-	2,524,000	30.0%

Program Funding Sources	FY 2007 Actual	FY 2008 Adopted	FY 2008 Forecast	FY 2009 Current	FY 2009 Expanded	FY 2009 Adopted	FY 2009 Change
Intergovernmental Revenues	439,016	-	99,500	448,000	-	448,000	na
Charges For Services	480	-	-	-	-	-	na
Miscellaneous Revenues	84,741	93,800	-	-	-	-	(100.0%)
Interest/Misc	43,088	-	100	-	-	-	na
Reimb From Other Depts	30,071	-	-	-	-	-	na
Trans fm 001 Gen Fund	896,896	-	-	-	-	-	na
Trans fm 111 MSTD Gen Fd	5,280,800	1,848,200	1,848,200	206,200	-	206,200	(88.8%)
Carry Forward	5,071,392	-	2,125,600	1,869,800	-	1,869,800	na
Total Funding	11,846,484	1,942,000	4,073,400	2,524,000	-	2,524,000	30.0%

Transportation Division
Alternative Transportation Modes Admin

Current FY 08/09 - Only new capital landscape construction projects are budgeted in Fund (112). All landscape maintenance expense is shown under separate cost centers in MSTD General Fund (111). This change will eliminate the co-mingling of maintenance and capital expense and provide for a true maintenance budgeting picture - one not masked by project roll dollars. This budget reflects no new landscape construction projects for FY 09. The Immokalee Road (I-75 to Collier) project (\$1,403,000) was cut from the budget due to BCC policy guidance which set the General Fund (001) and MSTD General Fund (111) millage rates at last years levels. Funding may be reinstated in November 2008 when Constitutional turn back revenue is known.

The Florida Department of Transportation (FDOT) has included LAP funding for the Jolly Bridge landscape project within the FY 09 program element. This project is budgeted in full for FY 09 in the amount of \$480,000 with FDOT reimbursement funding totaling \$448,000. The local match totals \$32,000.

Note:

During Collier County's final FY 09 Public Budget Hearing held on September 18, 2008, the Board of County Commissioners (Board) adopted budget resolutions which recognized and appropriated estimated FY 08 year end balances of approved grant and capital project funds beginning October 1, 2008. In prior years, this action took place in the first month of the new budget year. This action was taken by the Board on September 18, 2008 to ensure that all continuing expense/expenditure appropriations would be available on the first day of the new fiscal year.

**Collier County Government
Fiscal Year 2009 Adopted Budget**

**Transportation Division
Transportation Improvement Districts**

Department Budgetary Cost Summar	FY 2007 Actual	FY 2008 Adopted	FY 2008 Forecast	FY 2009 Current	FY 2009 Expanded	FY 2009 Adopted	FY 2009 Change
Operating Expense	1,017,282	1,660,500	1,516,300	1,683,000	-	1,683,000	1.4%
Indirect Cost Reimburs	41,300	47,400	47,400	38,100	-	38,100	(19.6%)
Capital Outlay	979,586	15,269,200	4,661,500	15,455,000	-	15,455,000	1.2%
Net Operating Budget	2,038,169	16,977,100	6,225,200	17,176,100	-	17,176,100	1.2%
Non Cash Year End Entry	7,271,188	-	-	-	-	-	na
Trans to Property Appraiser	29,362	33,300	33,300	32,900	-	32,900	(1.2%)
Trans to Tax Collector	91,762	91,100	91,200	86,900	-	86,900	(4.6%)
Trans to 111 Unincorp Gen Fd	152,300	164,500	166,100	169,100	-	169,100	2.8%
Trans to Cap Proj	-	200,000	200,000	-	-	-	(100.0%)
Trans to 313 Gas Tax Cap Fd	1,086	-	-	-	-	-	na
Reserves For Contingencies	-	1,691,200	-	1,524,400	-	1,524,400	(9.9%)
Reserves For Capital	-	51,100	-	34,800	-	34,800	(31.9%)
Total Budget	9,583,867	19,208,300	6,715,800	19,024,200	-	19,024,200	(1.0%)

Appropriations by Program	FY 2007 Actual	FY 2008 Adopted	FY 2008 Forecast	FY 2009 Current	FY 2009 Expanded	FY 2009 Adopted	FY 2009 Change
Bayshore Beautification MSTU (160) / (163)	266,202	2,349,800	949,600	2,848,300	-	2,848,300	21.2%
Forest Lakes Roadway & Drainage (155) / (159)	373,646	4,844,700	2,754,400	3,389,600	-	3,389,600	(30.0%)
Golden Gate Beautification MSTU (136) / (153)	544,502	1,135,300	307,000	1,522,400	-	1,522,400	34.1%
Haldeman Creek MSTU (164)	-	18,300	5,000	5,300	-	5,300	(71.0%)
Hawksridge Pumping System (154)	1,112	21,400	17,800	39,400	-	39,400	84.1%
Immokalee Beautification MSTU (156) / (162)	298,926	1,162,600	367,800	1,559,500	-	1,559,500	34.1%
Lely Golf Estates Beauti MSTU (152)	240,635	417,500	332,100	420,600	-	420,600	0.7%
Naples Park Drainage (139)	7,128	27,900	17,900	30,500	-	30,500	9.3%
Naples Production Park Maintenance (141)	11,620	31,100	22,200	10,300	-	10,300	(66.9%)
Pine Ridge Industrial Park Maint (140)	37,940	61,900	41,100	23,700	-	23,700	(61.7%)
Pine Ridge Industrial Park MSTU (132) / (142)	1,200	1,520,200	200	1,602,400	-	1,602,400	5.4%
Radio Road Beautification MSTU (150) / (158)	134,680	1,160,200	897,400	957,600	-	957,600	(17.5%)
Rock Road MSTU (165)	-	28,500	25,000	28,600	-	28,600	0.4%
Sabal Palm Road Extension MSTU (151)	8,700	207,100	25,400	224,600	-	224,600	8.5%
Vanderbilt Beach MSTU (143)	109,875	3,962,100	437,200	4,471,600	-	4,471,600	12.9%
Victoria Park Drainage (134)	2,001	28,500	25,100	41,700	-	41,700	46.3%
Total Net Budget	2,038,169	16,977,100	6,225,200	17,176,100	-	17,176,100	1.2%
Total Transfers and Reserves	7,545,698	2,231,200	490,600	1,848,100	-	1,848,100	(17.2%)
Total Budget	9,583,867	19,208,300	6,715,800	19,024,200	-	19,024,200	(1.0%)

**Collier County Government
Fiscal Year 2009 Adopted Budget**

**Transportation Division
Transportation Improvement Districts**

Department Funding Sources	FY 2007 Actual	FY 2008 Adopted	FY 2008 Forecast	FY 2009 Current	FY 2009 Expanded	FY 2009 Adopted	FY 2009 Change
Ad Valorem Taxes	4,302,262	3,722,400	3,578,000	3,578,400	-	3,578,400	(3.9%)
Delinquent Ad Valorem Taxes	2,336	-	1,000	-	-	-	na
Intergovernmental Revenues	69,800	-	-	195,700	-	195,700	na
Charges For Services	18,635	-	34,600	-	-	-	na
Miscellaneous Revenues	21,318	195,700	-	-	-	-	(100.0%)
Interest/Misc	732,474	215,300	272,200	178,300	-	178,300	(17.2%)
Other Financing Sources	7,282,954	-	-	-	-	-	na
Loan Proceeds	-	5,980,100	6,099,000	-	-	-	(100.0%)
Bond Proceeds	-	-	-	-	-	-	na
Trans frm Property Appraiser	4,979	-	3,500	-	-	-	na
Trans frm Tax Collector	44,835	-	39,200	-	-	-	na
Trans fm 101 Transp Op Fd	40,000	40,000	40,000	40,000	-	40,000	0 %
Carry Forward	9,025,574	9,251,000	11,867,900	15,219,600	-	15,219,600	64.5%
Negative 5% Revenue Reserve	-	(196,200)	-	(187,800)	-	(187,800)	(4.3%)
Total Funding	21,545,167	19,208,300	21,935,400	19,024,200	-	19,024,200	(1.0%)

**Collier County Government
Fiscal Year 2009 Adopted Budget**

**Transportation Division
Transportation Improvement Districts
Pine Ridge Industrial Park MSTU (132) / (142)**

Mission Statement

The Pine Ridge Industrial Park Municipal Service Taxing and Benefit Unit was created and established for the purpose of providing design, easement acquisition and construction for roadway, water, sewer and drainage improvements within the Unit.

Program Summary	FY 2009 Total FTE	FY 2009 Budget	FY 2009 Revenues	FY 2009 Net Cost
Department Administration /Overhead	-	1,602,400	1,602,400	-
Reserves	-	69,600	69,600	-
Current Level of Service Budget	-	1,672,000	1,672,000	-
Total Adopted Budget	-	1,672,000	1,672,000	-

Program Budgetary Cost Summary	FY 2007 Actual	FY 2008 Adopted	FY 2008 Forecast	FY 2009 Current	FY 2009 Expanded	FY 2009 Adopted	FY 2009 Change
Indirect Cost Reimburs	1,200	200	200	200	-	200	0 %
Capital Outlay	-	1,520,000	-	1,602,200	-	1,602,200	5.4%
Net Operating Budget	1,200	1,520,200	200	1,602,400	-	1,602,400	5.4%
Non Cash Year End Entry	1,608,952	-	-	-	-	-	na
Reserves For Contingencies	-	62,000	-	69,600	-	69,600	12.3%
Total Budget	1,610,152	1,582,200	200	1,672,000	-	1,672,000	5.7%

Program Funding Sources	FY 2007 Actual	FY 2008 Adopted	FY 2008 Forecast	FY 2009 Current	FY 2009 Expanded	FY 2009 Adopted	FY 2009 Change
Ad Valorem Taxes	163	-	-	-	-	-	na
Delinquent Ad Valorem Taxes	58	-	-	-	-	-	na
Interest/Misc	93,336	5,000	30,000	5,000	-	5,000	0 %
Other Financing Sources	1,608,952	-	-	-	-	-	na
Carry Forward	1,557,302	1,577,500	1,637,500	1,667,300	-	1,667,300	5.7%
Negative 5% Revenue Reserve	-	(300)	-	(300)	-	(300)	0 %
Total Funding	3,259,811	1,582,200	1,667,500	1,672,000	-	1,672,000	5.7%

Forecast FY 07/08 - Forecast expenses include department administration/overhead in the amount of \$200.

Current FY 08/09 - Capital outlay includes \$1,602,200 to purchase right-of-way necessary for construction of a roadway between J & C Boulevard and Trade Center Way. A small contingency reserve totaling \$69,600 is budgeted.

**Collier County Government
Fiscal Year 2009 Adopted Budget**

**Transportation Division
Transportation Improvement Districts
Victoria Park Drainage (134)**

Mission Statement

Operation and maintenance of pumping station for storm water removal from Victoria Park Unit #1.

Program Summary	FY 2009 Total FTE	FY 2009 Budget	FY 2009 Revenues	FY 2009 Net Cost
Administration/Overhead Costs	-	2,800	2,800	-
Operation and maintenance Operation and maintenance of 12" electric and 20" gas pumps for stormwater removal.	-	2,400	2,400	-
Capital purchase of new pump.	-	37,000	37,000	-
Reserves	-	600	600	-
Current Level of Service Budget	-	42,800	42,800	-
Total Adopted Budget	-	42,800	42,800	-

Program Budgetary Cost Summary	FY 2007 Actual	FY 2008 Adopted	FY 2008 Forecast	FY 2009 Current	FY 2009 Expanded	FY 2009 Adopted	FY 2009 Change
Operating Expense	701	3,400	2,500	3,400	-	3,400	0 %
Indirect Cost Reimburs	1,300	1,100	1,100	1,300	-	1,300	18.2%
Capital Outlay	-	24,000	21,500	37,000	-	37,000	54.2%
Net Operating Budget	2,001	28,500	25,100	41,700	-	41,700	46.3%
Trans to Property Appraiser	123	200	200	200	-	200	0 %
Trans to Tax Collector	475	400	400	300	-	300	(25.0%)
Reserves For Contingencies	-	-	-	600	-	600	na
Reserves For Capital	-	500	-	-	-	-	(100.0%)
Total Budget	2,599	29,600	25,700	42,800	-	42,800	44.6%

Program Funding Sources	FY 2007 Actual	FY 2008 Adopted	FY 2008 Forecast	FY 2009 Current	FY 2009 Expanded	FY 2009 Adopted	FY 2009 Change
Ad Valorem Taxes	15,992	14,900	14,400	13,300	-	13,300	(10.7%)
Interest/Misc	5,625	200	1,000	200	-	200	0 %
Trans frm Property Appraiser	21	-	-	-	-	-	na
Trans frm Tax Collector	232	-	-	-	-	-	na
Carry Forward	21,400	15,200	40,300	30,000	-	30,000	97.4%
Negative 5% Revenue Reserve	-	(700)	-	(700)	-	(700)	0 %
Total Funding	43,269	29,600	55,700	42,800	-	42,800	44.6%

Transportation Division
Transportation Improvement Districts

Forecast FY 07/08 – Capital expenditures include \$21,500 for storm water pump replacement.

Current FY 08/09 – Capital Outlay includes \$37,000 for storm water pump replacement, if necessary, plus any related pumping station and or electrical panel maintenance. Budget was appropriated in capital rather than reserves to provide flexibility in accessing dollars.

Revenue FY 08/09 - Gross taxable value for this District, based upon the final July 1st data from the Property Appraiser totals \$37,280,405 - a decrease of 10.35% from the final FY 08 taxable value. Pursuant to State Statute (CS for SB 1588), the taxable value within the jurisdiction of each taxing authority used in calculation of the rolled back rate shall be increased by an amount equal to the reduction in taxable value occurring as a result of recent amendments to the State Constitution. The millage rate for this District accounting for new construction and without the impact of amendment one equals .3576 and this rate is expected to generate \$13,300 in property tax revenue.

The majority vote maximum millage rate that can be levied by the Board of County Commissioners as defined within FS 200.185 (5) is the TRIM rolled back rate adjusted by the 4.15% per capita Florida personal income factor multiplied by a percentage adjustment which accounts for the amendment one impact.

The Board of County Commissioners can approve a millage rate increase of up to 110% of this years maximum statutory millage rate (defined as rolled back plus the inflationary index - 4.15%) by two-thirds vote. This rate is not subject to the amendment one percentage adjustment which was applied in calculating the majority vote maximum millage rate.

**Collier County Government
Fiscal Year 2009 Adopted Budget**

**Transportation Division
Transportation Improvement Districts
Naples Park FPL MSTD (135)**

Mission Statement

This taxing district was created to fund the cost of burying an overhead electrical transmission line within the boundaries of the MSTD. Collier County advanced the funds, which will be reimbursed through a tax levy in FY 05. Upon repayment of the funds owed the County, this fund will be closed.

Program Budgetary Cost Summary	FY 2007 Actual	FY 2008 Adopted	FY 2008 Forecast	FY 2009 Current	FY 2009 Expanded	FY 2009 Adopted	FY 2009 Change
Non Cash Year End Entry	4	-	-	-	-	-	na
Trans to 313 Gas Tax Cap Fd	1,086	-	-	-	-	-	na
Total Budget	1,090	-	-	-	-	-	na

Program Funding Sources	FY 2007 Actual	FY 2008 Adopted	FY 2008 Forecast	FY 2009 Current	FY 2009 Expanded	FY 2009 Adopted	FY 2009 Change
Interest/Misc	6	-	-	-	-	-	na
Carry Forward	1,090	-	-	-	-	-	na
Total Funding	1,097	-	-	-	-	-	na

**Collier County Government
Fiscal Year 2009 Adopted Budget**

**Transportation Division
Transportation Improvement Districts
Golden Gate Beautification MSTU (136) / (153)**

Mission Statement

The Golden Gate MSTU is created for the purpose of providing curbing, watering facilities, plantings and maintenance of the median strips and right-of-way edges of roadways within the MSTU; providing traffic calming improvements, street lighting, and sidewalks within the MSTU; and beautification and maintenance of other public areas within the MSTU as determined by the Advisory Committee.

Program Summary	FY 2009 Total FTE	FY 2009 Budget	FY 2009 Revenues	FY 2009 Net Cost
Administration/Overhead Costs	-	98,000	98,000	-
Median maintenance services	-	192,000	192,000	-
Median improvements	-	1,259,400	1,259,400	-
Reserve for future improvements	-	6,800	6,800	-
Current Level of Service Budget	-	1,556,200	1,556,200	-
Total Adopted Budget	-	1,556,200	1,556,200	-

Program Budgetary Cost Summary	FY 2007 Actual	FY 2008 Adopted	FY 2008 Forecast	FY 2009 Current	FY 2009 Expanded	FY 2009 Adopted	FY 2009 Change
Operating Expense	76,973	264,500	252,100	258,000	-	258,000	(2.5%)
Indirect Cost Reimburs	4,700	4,900	4,900	5,000	-	5,000	2.0%
Capital Outlay	462,829	865,900	50,000	1,259,400	-	1,259,400	45.4%
Net Operating Budget	544,502	1,135,300	307,000	1,522,400	-	1,522,400	34.1%
Non Cash Year End Entry	800,710	-	-	-	-	-	na
Trans to Property Appraiser	2,573	4,000	4,000	3,800	-	3,800	(5.0%)
Trans to Tax Collector	10,762	11,200	11,200	10,500	-	10,500	(6.3%)
Trans to 111 Unincorp Gen Fd	21,400	22,500	22,500	12,700	-	12,700	(43.6%)
Reserves For Contingencies	-	20,000	-	6,800	-	6,800	(66.0%)
Total Budget	1,379,948	1,193,000	344,700	1,556,200	-	1,556,200	30.4%

Program Funding Sources	FY 2007 Actual	FY 2008 Adopted	FY 2008 Forecast	FY 2009 Current	FY 2009 Expanded	FY 2009 Adopted	FY 2009 Change
Ad Valorem Taxes	525,815	497,200	477,900	467,400	-	467,400	(6.0%)
Delinquent Ad Valorem Taxes	31	-	-	-	-	-	na
Miscellaneous Revenues	161	-	-	-	-	-	na
Interest/Misc	61,150	6,000	17,500	6,000	-	6,000	0 %
Other Financing Sources	800,710	-	-	-	-	-	na
Trans frm Property Appraiser	582	-	-	-	-	-	na
Trans frm Tax Collector	5,257	-	-	-	-	-	na
Carry Forward	949,057	715,000	955,800	1,106,500	-	1,106,500	54.8%
Negative 5% Revenue Reserve	-	(25,200)	-	(23,700)	-	(23,700)	(6.0%)
Total Funding	2,342,762	1,193,000	1,451,200	1,556,200	-	1,556,200	30.4%

Transportation Division
Transportation Improvement Districts

Forecast FY 07/08 – Forecast capital outlay includes \$50,000 for median landscape improvements. Regular median landscape maintenance totals \$200,600. Year ending September 30, 2007 actual carryforward revenue (used in the FY 08 forecast) totals \$955,800 - a significant increase over the 08 budgeted carryforward figure. This positive variance is typically associated with the timing and progress of planned district improvements.

Current FY 08/09 – Programmed expenses include engineering design services in the amount of \$55,000 and \$198,500 for median maintenance services. Capital outlay includes \$1,259,400 for median improvements and other capital initiatives. There is a \$6,800 contingency reserve.

Revenue FY 08/09 – Gross taxable value for this District based upon final July 1st data from the Property Appraiser totals \$1,141,202,459 - a decrease of 9.51% from the final FY 08 taxable value. Pursuant to State Statute (CS for SB 1588), the taxable value within the jurisdiction of each taxing authority used in calculation of the rolled back rate shall be increased by an amount equal to the reduction in taxable value occurring as a result of recent amendments to the State Constitution. The millage rate for this District accounting for new construction and without the impact of amendment one equals .4096 and this rate is expected to generate \$467,400 in property tax revenue.

The majority vote maximum millage rate that can be levied by the Board of County Commissioners as defined within FS 200.185 (5) is the TRIM rolled back rate adjusted by the 4.15% per capita Florida personal income factor multiplied by a percentage adjustment which accounts for the amendment one impact.

The Board of County Commissioners can approve a millage rate increase of up to 110% of this years maximum statutory millage rate (defined as rolled back plus the inflationary index - 4.15%) by two-thirds vote. This rate is not subject to the amendment one percentage adjustment which was applied in calculating the majority vote maximum millage rate.

**Collier County Government
Fiscal Year 2009 Adopted Budget**

**Transportation Division
Transportation Improvement Districts
Naples Park Drainage (139)**

Mission Statement

Provide annual maintenance services to Naples Park Drainage MSTU.

Program Summary	FY 2009 Total FTE	FY 2009 Budget	FY 2009 Revenues	FY 2009 Net Cost
Administration/Overhead Costs	-	1,400	1,400	-
Maintenance	-	29,500	29,500	-
Maintain and make potential improvements to secondary drainage systems within the district.				
Reserves	-	500	500	-
Current Level of Service Budget	-	31,400	31,400	-
Total Adopted Budget	-	31,400	31,400	-

Program Budgetary Cost Summary	FY 2007 Actual	FY 2008 Adopted	FY 2008 Forecast	FY 2009 Current	FY 2009 Expanded	FY 2009 Adopted	FY 2009 Change
Operating Expense	6,128	27,000	17,000	29,500	-	29,500	9.3%
Indirect Cost Reimburs	1,000	900	900	1,000	-	1,000	11.1%
Net Operating Budget	7,128	27,900	17,900	30,500	-	30,500	9.3%
Trans to Property Appraiser	82	100	100	100	-	100	0 %
Trans to Tax Collector	227	300	300	300	-	300	0 %
Reserves For Contingencies	-	500	-	500	-	500	0 %
Total Budget	7,437	28,800	18,300	31,400	-	31,400	9.0%

Program Funding Sources	FY 2007 Actual	FY 2008 Adopted	FY 2008 Forecast	FY 2009 Current	FY 2009 Expanded	FY 2009 Adopted	FY 2009 Change
Ad Valorem Taxes	11,158	10,600	10,200	10,200	-	10,200	(3.8%)
Delinquent Ad Valorem Taxes	6	-	-	-	-	-	na
Interest/Misc	7,466	-	1,000	-	-	-	na
Trans frm Property Appraiser	14	-	-	-	-	-	na
Trans frm Tax Collector	111	-	-	-	-	-	na
Carry Forward	17,721	18,700	28,800	21,700	-	21,700	16.0%
Negative 5% Revenue Reserve	-	(500)	-	(500)	-	(500)	0 %
Total Funding	36,476	28,800	40,000	31,400	-	31,400	9.0%

Current FY 08/09 – Operating expenses (contractual maintenance services) total \$29,500.

Gross taxable value for this District based upon final July 1st data from the Property Appraiser totals \$1,259,179,443 - a decrease of 18.85% from the final FY 08 taxable value. Pursuant to State Statute (CS for SB 1588), the taxable value within the jurisdiction of each taxing authority used in calculation of the rolled back rate shall be increased by an amount equal to the reduction in taxable value occurring as a result of recent amendments to the State Constitution. The millage rate for this District accounting for new construction and without the impact of amendment one equals .0081 and this rate is expected to generate \$10,200 in property tax revenue.

**Collier County Government
Fiscal Year 2009 Adopted Budget**

**Transportation Division
Transportation Improvement Districts
Pine Ridge Industrial Park Maint (140)**

Mission Statement

Provide for proper maintenance of extensive drainage system improvements constructed under MSTU capital improvement project. A private contractor is currently performing this work.

Program Summary	FY 2009 Total FTE	FY 2009 Budget	FY 2009 Revenues	FY 2009 Net Cost
Administration/Overhead Costs	-	1,500	1,500	-
Maintenance Maintenance of drainage system in Industrial Park performed by a private contractor.	-	22,400	22,400	-
Reserves	-	900	900	-
Current Level of Service Budget	-	24,800	24,800	-
Total Adopted Budget	-	24,800	24,800	-

Program Budgetary Cost Summary	FY 2007 Actual	FY 2008 Adopted	FY 2008 Forecast	FY 2009 Current	FY 2009 Expanded	FY 2009 Adopted	FY 2009 Change
Operating Expense	36,840	61,000	40,200	22,600	-	22,600	(63.0%)
Indirect Cost Reimburs	1,100	900	900	1,100	-	1,100	22.2%
Net Operating Budget	37,940	61,900	41,100	23,700	-	23,700	(61.7%)
Trans to Property Appraiser	392	200	200	200	-	200	0 %
Trans to Tax Collector	664	800	800	-	-	-	(100.0%)
Reserves For Contingencies	-	1,000	-	900	-	900	(10.0%)
Total Budget	38,997	63,900	42,100	24,800	-	24,800	(61.2%)

Program Funding Sources	FY 2007 Actual	FY 2008 Adopted	FY 2008 Forecast	FY 2009 Current	FY 2009 Expanded	FY 2009 Adopted	FY 2009 Change
Ad Valorem Taxes	31,745	30,900	30,000	-	-	-	(100.0%)
Interest/Misc	3,005	1,000	1,000	1,000	-	1,000	0 %
Trans frm Property Appraiser	66	-	100	-	-	-	na
Trans frm Tax Collector	324	-	300	-	-	-	na
Carry Forward	38,697	33,500	34,500	23,800	-	23,800	(29.0%)
Negative 5% Revenue Reserve	-	(1,500)	-	-	-	-	(100.0%)
Total Funding	73,839	63,900	65,900	24,800	-	24,800	(61.2%)

Current FY 08/09 - Operating expenses (contractual maintenance services) total \$22,600. Currently there is \$6.2M in special assessment bond proceeds within Debt Service Fund (232) which is available for the benefit of this District and the Naples Production Park. Principal and interest on the bonds have been paid. Therefore, property taxes will not be levied this fiscal year.

Improvements to the Industrial Park as well as the Naples Production Park including street reconstruction and drainage are planned late this FY or in FY 10 utilizing bond proceeds. Special assessment records indicate that collection within the District will continue until FY 13.

**Collier County Government
Fiscal Year 2009 Adopted Budget**

**Transportation Division
Transportation Improvement Districts
Naples Production Park Maintenance (141)**

Mission Statement

Provide for proper maintenance of roadway within the Naples Production Park MSTU boundaries.

Program Summary	FY 2009 Total FTE	FY 2009 Budget	FY 2009 Revenues	FY 2009 Net Cost
Administration/Overhead Costs	-	2,300	2,300	-
Roadway maintenance	-	8,100	8,100	-
Current Level of Service Budget	-	10,400	10,400	-
Total Adopted Budget	-	10,400	10,400	-

Program Budgetary Cost Summary	FY 2007 Actual	FY 2008 Adopted	FY 2008 Forecast	FY 2009 Current	FY 2009 Expanded	FY 2009 Adopted	FY 2009 Change
Operating Expense	6,120	30,400	21,500	9,600	-	9,600	(68.4%)
Indirect Cost Reimburs	800	700	700	700	-	700	0 %
Capital Outlay	4,700	-	-	-	-	-	na
Net Operating Budget	11,620	31,100	22,200	10,300	-	10,300	(66.9%)
Trans to Property Appraiser	118	100	100	100	-	100	0 %
Trans to Tax Collector	286	300	300	-	-	-	(100.0%)
Reserves For Contingencies	-	300	-	-	-	-	(100.0%)
Total Budget	12,023	31,800	22,600	10,400	-	10,400	(67.3%)

Program Funding Sources	FY 2007 Actual	FY 2008 Adopted	FY 2008 Forecast	FY 2009 Current	FY 2009 Expanded	FY 2009 Adopted	FY 2009 Change
Ad Valorem Taxes	13,714	13,100	12,500	-	-	-	(100.0%)
Interest/Misc	307	-	100	-	-	-	na
Trans frm Property Appraiser	20	-	-	-	-	-	na
Trans frm Tax Collector	140	-	200	-	-	-	na
Carry Forward	18,174	19,400	20,200	10,400	-	10,400	(46.4%)
Negative 5% Revenue Reserve	-	(700)	-	-	-	-	(100.0%)
Total Funding	32,355	31,800	33,000	10,400	-	10,400	(67.3%)

Current FY 08/09 - Contractual maintenance services total \$9,600.

Currently there is \$6.2M in special assessment bond proceeds within Debt Service Fund (232) which is available for the benefit of this district and the Pine Ridge Industrial Park. Principal and interest on the bonds have been paid. Therefore property taxes will not be levied this fiscal year.

Improvements to this park as well as the Pine Ridge Industrial Park including street reconstruction and drainage are planned late this FY or in FY 10 utilizing bond proceeds. Special assessment records indicate that collection within the District will continue until FY 13.

**Collier County Government
Fiscal Year 2009 Adopted Budget**

**Transportation Division
Transportation Improvement Districts
Vanderbilt Beach MSTU (143)**

Mission Statement

The Vanderbilt Beach MSTU is created for the purpose of: (1) Providing curbing, watering facilities, plantings and maintenance of the median strips and right-of-way edges of roadways within the MSTU; (2) Providing traffic calming improvements, street lighting, and sidewalks within the MSTU; and (3) Beautification and maintenance of other public areas with the MSTU as determined by the Advisory Committee.

Program Summary	FY 2009 Total FTE	FY 2009 Budget	FY 2009 Revenues	FY 2009 Net Cost
Administration/Overhead Costs	-	250,200	250,200	-
Improvements General/Landscaping	-	4,276,100	4,276,100	-
Reserves	-	34,800	34,800	-
Current Level of Service Budget	-	4,561,100	4,561,100	-
Total Adopted Budget	-	4,561,100	4,561,100	-

Program Budgetary Cost Summary	FY 2007 Actual	FY 2008 Adopted	FY 2008 Forecast	FY 2009 Current	FY 2009 Expanded	FY 2009 Adopted	FY 2009 Change
Operating Expense	93,175	185,900	231,900	246,200	-	246,200	32.4%
Indirect Cost Reimburs	4,700	5,300	5,300	3,400	-	3,400	(35.8%)
Capital Outlay	12,000	3,770,900	200,000	4,222,000	-	4,222,000	12.0%
Net Operating Budget	109,875	3,962,100	437,200	4,471,600	-	4,471,600	12.9%
Trans to Property Appraiser	6,936	7,500	7,500	7,300	-	7,300	(2.7%)
Trans to Tax Collector	19,814	23,800	23,800	24,400	-	24,400	2.5%
Trans to 111 Unincorp Gen Fd	21,400	21,900	21,900	23,000	-	23,000	5.0%
Reserves For Capital	-	50,600	-	34,800	-	34,800	(31.2%)
Total Budget	158,024	4,065,900	490,400	4,561,100	-	4,561,100	12.2%

Program Funding Sources	FY 2007 Actual	FY 2008 Adopted	FY 2008 Forecast	FY 2009 Current	FY 2009 Expanded	FY 2009 Adopted	FY 2009 Change
Ad Valorem Taxes	978,336	951,600	918,200	976,400	-	976,400	2.6%
Interest/Misc	182,420	167,000	56,300	100,000	-	100,000	(40.1%)
Other Financing Sources	5,737	-	-	-	-	-	na
Trans frm Property Appraiser	1,176	-	1,200	-	-	-	na
Trans frm Tax Collector	9,678	-	10,000	-	-	-	na
Carry Forward	2,047,535	3,003,200	3,043,200	3,538,500	-	3,538,500	17.8%
Negative 5% Revenue Reserve	-	(55,900)	-	(53,800)	-	(53,800)	(3.8%)
Total Funding	3,224,883	4,065,900	4,028,900	4,561,100	-	4,561,100	12.2%

Transportation Division
Transportation Improvement Districts

Forecast FY 07/08 – Expenditures can be characterized as routine median maintenance with focus on implementing a long-term improvement plan for the Vanderbilt Beach MSTU boundaries.

Current FY 08/09 – This expenditure plan contemplates burying power lines with a budgeted capital expense totaling \$4,222,000. FPL has provided a non-binding estimate for their project work scope which totals \$6,151,000. A reserve for capital outlay is budgeted at \$34,800.

FPL has received approval from the Public Service Commission (PSC) to provide 25% match grants for underground power line burial projects. This match is only available if 100% of property owners participate. FPL funding for these projects will be assessed through monthly electric bills to all FPL customers throughout the State of Florida.

Revenues FY 08/09 – Gross taxable value for this District based upon final July 1st data from the Property Appraiser totals \$2,229,124,925 - an increase of 1.74% from the final FY 08 taxable value. Pursuant to State Statute (CS for SB 1588), the taxable value within the jurisdiction of each taxing authority used in calculation of the rolled back rate shall be increased by an amount equal to the reduction in taxable value occurring as a result of recent amendments to the State Constitution. The millage rate for this District accounting for new construction and without the impact of amendment one equals .4380 and this rate is expected to generate \$976,400 in property tax revenue.

The majority vote maximum millage rate that can be levied by the Board of County Commissioners as defined within FS 200.185 (5) is the TRIM rolled back rate adjusted by the 4.15% per capita Florida personal income factor multiplied by a percentage adjustment which accounts for the amendment one impact.

The Board of County Commissioners can approve a millage rate increase of up to 110% of this years maximum statutory millage rate (defined as rolled back plus the inflationary index - 4.15%) by two-thirds vote. This rate is not subject to the amendment one percentage adjustment which was applied in calculating the majority vote maximum millage rate.

**Collier County Government
Fiscal Year 2009 Adopted Budget**

**Transportation Division
Transportation Improvement Districts
Radio Road Beautification MSTU (150) / (158)**

Mission Statement

The MSTU was created for the purpose of providing curbing, watering facilities, plantings, and maintenance of the median areas for that portion of Radio Road lying between Airport-Pulling Road (CR 31) and Santa Barbara Boulevard. Landscaping and irrigation improvements were completed in FY 01.

Program Summary	FY 2009 Total FTE	FY 2009 Budget	FY 2009 Revenues	FY 2009 Net Cost
Administration/Overhead Costs	-	38,600	38,600	-
Improvements General/Maintenance	-	952,800	952,800	-
Reserves	-	4,000	4,000	-
Current Level of Service Budget	-	995,400	995,400	-
Total Adopted Budget	-	995,400	995,400	-

Program Budgetary Cost Summary	FY 2007 Actual	FY 2008 Adopted	FY 2008 Forecast	FY 2009 Current	FY 2009 Expanded	FY 2009 Adopted	FY 2009 Change
Operating Expense	114,056	155,500	143,800	165,200	-	165,200	6.2%
Indirect Cost Reimburs	3,700	3,600	3,600	3,700	-	3,700	2.8%
Capital Outlay	16,924	1,001,100	750,000	788,700	-	788,700	(21.2%)
Net Operating Budget	134,680	1,160,200	897,400	957,600	-	957,600	(17.5%)
Non Cash Year End Entry	2,130,650	-	-	-	-	-	na
Trans to Property Appraiser	2,281	2,600	2,600	2,500	-	2,500	(3.8%)
Trans to Tax Collector	6,863	8,100	8,100	7,600	-	7,600	(6.2%)
Trans to 111 Unincorp Gen Fd	21,400	22,500	22,500	23,700	-	23,700	5.3%
Reserves For Contingencies	-	9,500	-	4,000	-	4,000	(57.9%)
Total Budget	2,295,874	1,202,900	930,600	995,400	-	995,400	(17.2%)

Program Funding Sources	FY 2007 Actual	FY 2008 Adopted	FY 2008 Forecast	FY 2009 Current	FY 2009 Expanded	FY 2009 Adopted	FY 2009 Change
Ad Valorem Taxes	336,555	322,800	310,500	305,500	-	305,500	(5.4%)
Delinquent Ad Valorem Taxes	44	-	-	-	-	-	na
Miscellaneous Revenues	1,725	-	-	-	-	-	na
Interest/Misc	83,940	10,000	23,000	10,000	-	10,000	0 %
Other Financing Sources	2,130,650	-	-	-	-	-	na
Trans frm Property Appraiser	387	-	400	-	-	-	na
Trans frm Tax Collector	3,352	-	5,000	-	-	-	na
Carry Forward	1,036,581	886,700	1,287,400	695,700	-	695,700	(21.5%)
Negative 5% Revenue Reserve	-	(16,600)	-	(15,800)	-	(15,800)	(4.8%)
Total Funding	3,593,235	1,202,900	1,626,300	995,400	-	995,400	(17.2%)

Transportation Division
Transportation Improvement Districts

Forecast FY 07/08 – Capital expense associated with the ongoing Radio Road Beautification Improvement project is forecast at \$750,000. Regular maintenance of landscaped improvements is estimated at \$102,900.

Current FY 08/09 – Professional service contracts total \$105,000. Remaining operating budget provides for routine landscape maintenance. Capital outlay includes \$788,700 for Radio Road curb construction, irrigation improvements and other median beautification improvements.

Revenue FY 08/09 – The Advisory Committee during the FY 08 budget process recommended setting the millage rate at .5000. However, application of state statutory imposed property tax limiting legislation produced a FY 08 millage rate calculated at 91% of the roll back rate or .2080. In planning for the FY 09 budget, the Advisory Committee requested that their millage rate remain at a constant .2500 mills to assure that sufficient funding exists for ongoing and planned projects. This of course assumes compliance with all applicable state statutory requirements.

Gross taxable value for this District based upon final July 1st data from the Property Appraiser totals \$1,405,926,417 - a decrease of 9.13% from the final FY 08 taxable value. Pursuant to State Statute (CS for SB 1588), the taxable value within the jurisdiction of each taxing authority used in calculation of the rolled back rate shall be increased by an amount equal to the reduction in taxable value occurring as a result of recent amendments to the State Constitution. The millage rate for this District accounting for new construction and without the impact of amendment one equals .2173 and this rate is expected to generate \$305,500 in property tax revenue.

The majority vote maximum millage rate that can be levied by the Board of County Commissioners as defined within FS 200.185 (5) is the TRIM rolled back rate adjusted by the 4.15% per capita Florida personal income factor multiplied by a percentage adjustment which accounts for the amendment one impact.

The Board of County Commissioners can approve a millage rate increase of up to 110% of this years maximum statutory millage rate (defined as rolled back plus the inflationary index - 4.15%) by two-thirds vote. This rate is not subject to the amendment one percentage adjustment which was applied in calculating the majority vote maximum millage rate.

**Collier County Government
Fiscal Year 2009 Adopted Budget**

**Transportation Division
Transportation Improvement Districts
Sabal Palm Road Extension MSTU (151)**

Mission Statement

The Sabal Palm Road Extension Municipal Service Taxing Unit was created and established for the purpose of providing a preliminary engineering study for the design, construction and financing of roadway improvements within the Unit. Due to the State purchase of over 70% of the land within this district, efforts to obtain permits for roadway construction were suspended. Available funds are used for roadway maintenance, as necessary.

Program Summary	FY 2009 Total FTE	FY 2009 Budget	FY 2009 Revenues	FY 2009 Net Cost
Administration/Overhead Costs	-	4,500	4,500	-
Capital Improvements	-	224,100	224,100	-
Reserves	-	4,600	4,600	-
Current Level of Service Budget	-	233,200	233,200	-
Total Adopted Budget	-	233,200	233,200	-

Program Budgetary Cost Summary	FY 2007 Actual	FY 2008 Adopted	FY 2008 Forecast	FY 2009 Current	FY 2009 Expanded	FY 2009 Adopted	FY 2009 Change
Indirect Cost Reimburs	500	400	400	500	-	500	25.0%
Capital Outlay	8,200	206,700	25,000	224,100	-	224,100	8.4%
Net Operating Budget	8,700	207,100	25,400	224,600	-	224,600	8.5%
Trans to Property Appraiser	452	400	400	400	-	400	0 %
Trans to Tax Collector	1,531	1,300	1,300	1,200	-	1,200	(7.7%)
Trans to 111 Unincorp Gen Fd	2,500	2,300	2,300	2,400	-	2,400	4.3%
Reserves For Contingencies	-	1,000	-	4,600	-	4,600	360.0%
Total Budget	13,183	212,100	29,400	233,200	-	233,200	9.9%

Program Funding Sources	FY 2007 Actual	FY 2008 Adopted	FY 2008 Forecast	FY 2009 Current	FY 2009 Expanded	FY 2009 Adopted	FY 2009 Change
Ad Valorem Taxes	53,074	50,000	48,300	45,600	-	45,600	(8.8%)
Interest/Misc	10,424	1,000	2,000	1,000	-	1,000	0 %
Trans frm Property Appraiser	76	-	-	-	-	-	na
Trans frm Tax Collector	762	-	-	-	-	-	na
Carry Forward	118,354	163,700	168,100	189,000	-	189,000	15.5%
Negative 5% Revenue Reserve	-	(2,600)	-	(2,400)	-	(2,400)	(7.7%)
Total Funding	182,692	212,100	218,400	233,200	-	233,200	9.9%

Forecast FY 07/08 - Forecast operating/capital expenses reflect actual level of roadway maintenance required in FY 08.

Current FY 08/09 – There is \$224,100 budgeted for anticipated roadway maintenance.

Revenue FY 08/09 - Gross taxable value for this District based upon final July 1st data from the Property Appraiser totals \$67,243,918 -an increase of 9.48% from the final FY 08 taxable value. Pursuant to State Statute (CS for SB 1588), the taxable value within the jurisdiction of each taxing authority used in calculation of the rolled back rate shall be increased by an amount equal to the reduction in taxable value occurring as a result of recent amendments to the State Constitution. The millage rate for this District accounting for new construction and without the impact of amendment one equals .6785 and this rate is expected to generate \$45,600 in property tax revenue.

**Collier County Government
Fiscal Year 2009 Adopted Budget**

**Transportation Division
Transportation Improvement Districts
Lely Golf Estates Beauti MSTU (152)**

Mission Statement

The MSTU was created for the purpose of beautifying and maintaining the median areas of boulevards and certain other public areas within the Lely Golf Estates Beautification Municipal Service Taxing Unit. An annual tax levy not to exceed 2.0 mills has been authorized for this purpose by Ordinance No. 91-104. The major objective is to refurbish and maintain the completed landscape and irrigation improvements.

Program Summary	FY 2009 Total FTE	FY 2009 Budget	FY 2009 Revenues	FY 2009 Net Cost
Administration/Overhead Costs	-	48,300	48,300	-
Landscape maintenance and improvements	-	404,400	404,400	-
Reserves	-	8,400	8,400	-
Current Level of Service Budget	-	461,100	461,100	-
Total Adopted Budget	-	461,100	461,100	-

Program Budgetary Cost Summary	FY 2007 Actual	FY 2008 Adopted	FY 2008 Forecast	FY 2009 Current	FY 2009 Expanded	FY 2009 Adopted	FY 2009 Change
Operating Expense	125,744	168,600	174,700	212,800	-	212,800	26.2%
Indirect Cost Reimburs	6,400	7,400	7,400	6,600	-	6,600	(10.8%)
Capital Outlay	108,491	241,500	150,000	201,200	-	201,200	(16.7%)
Net Operating Budget	240,635	417,500	332,100	420,600	-	420,600	0.7%
Trans to Property Appraiser	1,949	2,200	2,200	2,200	-	2,200	0 %
Trans to Tax Collector	6,730	6,800	6,800	6,200	-	6,200	(8.8%)
Trans to 111 Unincorp Gen Fd	21,400	22,500	22,500	23,700	-	23,700	5.3%
Reserves For Contingencies	-	15,600	-	8,400	-	8,400	(46.2%)
Total Budget	270,714	464,600	363,600	461,100	-	461,100	(0.8%)

Program Funding Sources	FY 2007 Actual	FY 2008 Adopted	FY 2008 Forecast	FY 2009 Current	FY 2009 Expanded	FY 2009 Adopted	FY 2009 Change
Ad Valorem Taxes	286,690	270,200	260,600	247,600	-	247,600	(8.4%)
Delinquent Ad Valorem Taxes	704	-	700	-	-	-	na
Intergovernmental Revenues	69,800	-	-	-	-	-	na
Miscellaneous Revenues	4,916	-	-	-	-	-	na
Interest/Misc	19,587	-	6,600	5,000	-	5,000	na
Trans frm Property Appraiser	330	-	300	-	-	-	na
Trans frm Tax Collector	3,287	-	3,500	-	-	-	na
Carry Forward	200,731	207,900	312,800	220,900	-	220,900	6.3%
Negative 5% Revenue Reserve	-	(13,500)	-	(12,400)	-	(12,400)	(8.1%)
Total Funding	586,046	464,600	584,500	461,100	-	461,100	(0.8%)

Transportation Division
Transportation Improvement Districts

Forecast FY 07/08 - Operating expenses are projected above budget and will be covered by a budget amendment. Forecast capital expenses are below budget due to the timing and progress of improvements within the district.

Current FY 08/09 – The landscape services contract for FY 09 totals \$71,000. An additional landscape maintenance allocation has been budgeted totaling \$30,000. Capital expenses include \$201,200 for continued work on the Lely phase II and Augusta Blvd. projects.

Revenue FY 08/09 – Gross taxable value for this District based upon final July 1st data from the Property Appraiser totals \$145,050,694 - a decrease of 9.99% from the final FY 08 taxable value. Pursuant to State Statute (CS for SB 1588), the taxable value within the jurisdiction of each taxing authority used in calculation of the rolled back rate shall be increased by an amount equal to the reduction in taxable value occurring as a result of recent amendments to the State Constitution. The millage rate for this District accounting for new construction and without the impact of amendment one equals 1.7070 and this rate is expected to generate \$247,600 in property tax revenue.

The majority vote maximum millage rate that can be levied by the Board of County Commissioners as defined within FS 200.185 (5) is the TRIM rolled back rate adjusted by the 4.15% per capita Florida personal income factor multiplied by a percentage adjustment which accounts for the amendment one impact.

The Board of County Commissioners can approve a millage rate increase of up to 110% of this years maximum statutory millage rate (defined as rolled back plus the inflationary index - 4.15%) by two-thirds vote. This rate is not subject to the amendment one percentage adjustment which was applied in calculating the majority vote maximum millage rate.

**Collier County Government
Fiscal Year 2009 Adopted Budget**

**Transportation Division
Transportation Improvement Districts
Hawksridge Pumping System (154)**

Mission Statement

Efficient and reliable operation of pumping station.

Program Summary	FY 2009 Total FTE	FY 2009 Budget	FY 2009 Revenues	FY 2009 Net Cost
Administration/Overhead Costs	-	2,300	2,300	-
Operation and maintenance Operation and maintenance of electrical pumps for storm water removal.	-	1,000	1,000	-
Capital purchase Capital purchase of machinery and equipment.	-	36,500	36,500	-
Reserves	-	1,300	1,300	-
Current Level of Service Budget	-	41,100	41,100	-
Total Adopted Budget	-	41,100	41,100	-

Program Budgetary Cost Summary	FY 2007 Actual	FY 2008 Adopted	FY 2008 Forecast	FY 2009 Current	FY 2009 Expanded	FY 2009 Adopted	FY 2009 Change
Operating Expense	112	2,000	2,000	2,000	-	2,000	0 %
Indirect Cost Reimburs	1,000	800	800	900	-	900	12.5%
Capital Outlay	-	18,600	15,000	36,500	-	36,500	96.2%
Net Operating Budget	1,112	21,400	17,800	39,400	-	39,400	84.1%
Trans to Property Appraiser	72	100	100	100	-	100	0 %
Trans to Tax Collector	225	300	300	300	-	300	0 %
Reserves For Contingencies	-	1,200	-	1,300	-	1,300	8.3%
Total Budget	1,410	23,000	18,200	41,100	-	41,100	78.7%

Program Funding Sources	FY 2007 Actual	FY 2008 Adopted	FY 2008 Forecast	FY 2009 Current	FY 2009 Expanded	FY 2009 Adopted	FY 2009 Change
Ad Valorem Taxes	8,117	7,600	7,400	7,400	-	7,400	(2.6%)
Interest/Misc	2,606	100	1,000	100	-	100	0 %
Trans frm Property Appraiser	12	-	-	-	-	-	na
Trans frm Tax Collector	110	-	200	-	-	-	na
Carry Forward	34,511	15,700	43,600	34,000	-	34,000	116.6%
Negative 5% Revenue Reserve	-	(400)	-	(400)	-	(400)	0 %
Total Funding	45,356	23,000	52,200	41,100	-	41,100	78.7%

Current FY 08/09 – Capital outlay includes funds for electrical pump replacement - if necessary.

Revenue FY 08/09 - Gross taxable value for this District based upon final July 1st data from the Property Appraiser totals \$65,520,296 - a decrease of 2.43% from the final FY 08 taxable value. Pursuant to State Statute (CS for SB 1588), the taxable value within the jurisdiction of each taxing authority used in calculation of the rolled back rate shall be increased by an amount equal to the reduction in taxable value occurring as a result of recent amendments to the State Constitution. The millage rate for this District accounting for new construction and without the impact of amendment one equals .1129 and this rate is expected to generate \$7,400 in property tax revenue.

**Collier County Government
Fiscal Year 2009 Adopted Budget**

**Transportation Division
Transportation Improvement Districts
Forest Lakes Roadway & Drainage (155) / (159)**

Mission Statement

Provide for roadway and drainage improvements along with annual maintenance within the Forest Lakes Roadway and Drainage MSTU.

Program Summary	FY 2009 Total FTE	FY 2009 Budget	FY 2009 Revenues	FY 2009 Net Cost
Administration/Overhead Costs	-	46,600	46,600	-
Roadway and Drainage Maintenance	-	262,700	262,700	-
Capital Improvements for Roadway and Drainage	-	3,116,000	3,116,000	-
Reserves	-	1,347,900	1,347,900	-
Current Level of Service Budget	-	4,773,200	4,773,200	-
Total Adopted Budget	-	4,773,200	4,773,200	-

Program Budgetary Cost Summary	FY 2007 Actual	FY 2008 Adopted	FY 2008 Forecast	FY 2009 Current	FY 2009 Expanded	FY 2009 Adopted	FY 2009 Change
Operating Expense	253,304	298,500	250,300	269,700	-	269,700	(9.6%)
Indirect Cost Reimburs	3,300	4,100	4,100	3,900	-	3,900	(4.9%)
Capital Outlay	117,042	4,542,100	2,500,000	3,116,000	-	3,116,000	(31.4%)
Net Operating Budget	373,646	4,844,700	2,754,400	3,389,600	-	3,389,600	(30.0%)
Non Cash Year End Entry	361,509	-	-	-	-	-	na
Trans to Property Appraiser	5,056	6,300	6,300	6,300	-	6,300	0 %
Trans to Tax Collector	18,366	7,400	7,400	5,700	-	5,700	(23.0%)
Trans to 111 Unincorp Gen Fd	21,400	22,500	22,500	23,700	-	23,700	5.3%
Reserves For Contingencies	-	1,534,000	-	1,347,900	-	1,347,900	(12.1%)
Total Budget	779,977	6,414,900	2,790,600	4,773,200	-	4,773,200	(25.6%)

Program Funding Sources	FY 2007 Actual	FY 2008 Adopted	FY 2008 Forecast	FY 2009 Current	FY 2009 Expanded	FY 2009 Adopted	FY 2009 Change
Ad Valorem Taxes	818,312	294,400	284,100	227,500	-	227,500	(22.7%)
Miscellaneous Revenues	503	-	-	-	-	-	na
Interest/Misc	55,691	5,000	75,000	30,000	-	30,000	500.0%
Other Financing Sources	361,509	-	-	-	-	-	na
Loan Proceeds	-	5,980,100	6,099,000	-	-	-	(100.0%)
Bond Proceeds	-	-	-	-	-	-	na
Trans frm Property Appraiser	949	-	500	-	-	-	na
Trans frm Tax Collector	8,971	-	10,000	-	-	-	na
Carry Forward	393,427	150,400	850,600	4,528,600	-	4,528,600	2,911.0%
Negative 5% Revenue Reserve	-	(15,000)	-	(12,900)	-	(12,900)	(14.0%)
Total Funding	1,639,363	6,414,900	7,319,200	4,773,200	-	4,773,200	(25.6%)

Transportation Division
Transportation Improvement Districts

Forecast FY 07/08 – The highlight for fiscal year 2008 involves the issuance of bonds to pay for comprehensive district roadway and drainage improvements. Limited General Obligation Bonds approved by District Referendum in November 2006 totaling up to \$6,250,000 were sold in October 2007. Pursuant to direction of the advisory committee, the cost of issuance plus bond underwriting and bond insurance expense were be paid from bond proceeds. Net bond proceeds totaled \$6,099,000. The project will span three fiscal years with the majority of work scheduled during fiscal year 2008 and fiscal year 2009.

Current FY 08/09 - This expense program includes \$2,116,000 in capital outlay for planned and financed roadway and drainage improvements. An additional \$1,000,000 has ben set aside for planned lighting improvements within the district. Operating expense includes funds for contractual engineering and project oversight as well as preparation of a district lighting enhancement program.

Revenue FY 08/09 - Beginning in FY 08, two tax levies - one for operating (Fund 159) and one for debt service (Fund 259) - will be generated. Together, the levies will total 4.0 mills -the amount authorized within the enabling ordinance. Debt service was exempt from State statutory property tax limiting calculations, thus the overall millage rate payable by property owners with the MSTU will remain at 4.0 mills.

Gross taxable value for this District based upon preliminary July 1st data from the Property Appraiser totals \$212,505,611 - a decrease of 10.00% from the final FY 08 taxable value. The debt service levy necessary to raise \$622,500 in property tax revenue totals 2.9293. Thus the operating levy will become the difference between 4.000 mils (voter approved maximum rate) and the debt service levy or 1.0707. This operating levy will raise \$227,500.

**Collier County Government
Fiscal Year 2009 Adopted Budget**

**Transportation Division
Transportation Improvement Districts
Immokalee Beautification MSTU (156) / (162)**

Mission Statement

The MSTU was created for the purpose of beautifying and maintaining the median areas of SR 29 and CR 846, and certain other public areas within the Immokalee Beautification Municipal Service Taxing Unit. The major objective is to refurbish and maintain the completed improvements, and complete future improvements on SR 29 in accordance with the Master Plan established for this Beautification District and FDOT approvals.

Program Summary	FY 2009 Total FTE	FY 2009 Budget	FY 2009 Revenues	FY 2009 Net Cost
Administration/Overhead Costs	-	41,500	41,500	-
Improvements General/Landscape Maintenance	-	1,552,000	1,552,000	-
Reserves	-	9,000	9,000	-
Current Level of Service Budget	-	1,602,500	1,602,500	-
Total Adopted Budget	-	1,602,500	1,602,500	-

Program Budgetary Cost Summary	FY 2007 Actual	FY 2008 Adopted	FY 2008 Forecast	FY 2009 Current	FY 2009 Expanded	FY 2009 Adopted	FY 2009 Change
Operating Expense	121,486	74,100	115,600	73,500	-	73,500	(0.8%)
Indirect Cost Reimburs	3,300	2,200	2,200	4,000	-	4,000	81.8%
Capital Outlay	174,140	1,086,300	250,000	1,482,000	-	1,482,000	36.4%
Net Operating Budget	298,926	1,162,600	367,800	1,559,500	-	1,559,500	34.1%
Non Cash Year End Entry	1,003,077	-	-	-	-	-	na
Trans to Property Appraiser	3,109	2,500	2,500	2,500	-	2,500	0 %
Trans to Tax Collector	7,123	7,900	7,900	7,800	-	7,800	(1.3%)
Trans to 111 Unincorp Gen Fd	21,400	22,500	22,500	23,700	-	23,700	5.3%
Reserves For Contingencies	-	12,400	-	9,000	-	9,000	(27.4%)
Total Budget	1,333,635	1,207,900	400,700	1,602,500	-	1,602,500	32.7%

Program Funding Sources	FY 2007 Actual	FY 2008 Adopted	FY 2008 Forecast	FY 2009 Current	FY 2009 Expanded	FY 2009 Adopted	FY 2009 Change
Ad Valorem Taxes	331,146	315,100	304,700	313,800	-	313,800	(0.4%)
Delinquent Ad Valorem Taxes	399	-	-	-	-	-	na
Intergovernmental Revenues	-	-	-	195,700	-	195,700	na
Miscellaneous Revenues	-	195,700	-	-	-	-	(100.0%)
Interest/Misc	69,873	10,000	17,500	10,000	-	10,000	0 %
Other Financing Sources	1,003,077	-	-	-	-	-	na
Trans frm Property Appraiser	387	-	-	-	-	-	na
Trans frm Tax Collector	3,479	-	-	-	-	-	na
Carry Forward	1,111,958	703,400	1,177,700	1,099,200	-	1,099,200	56.3%
Negative 5% Revenue Reserve	-	(16,300)	-	(16,200)	-	(16,200)	(0.6%)
Total Funding	2,520,318	1,207,900	1,499,900	1,602,500	-	1,602,500	32.7%

Transportation Division
Transportation Improvement Districts

Forecast FY 07/08 – Capital expense is forecast at \$250,000. Engineering expense totaled \$75,000 while routine lighting maintenance totaled \$20,000. Year ending fiscal year 2007 fund balance totaled \$1,177,700. Fund balance has grown \$324,200 since FY 06.

Current FY 08/09 – The FY 09 program anticipates continued improvements within the district (\$1,482,000) with accompanying soft costs for engineering at (\$40,000). Reserves are budgeted at \$9,000.

Revenue FY 08/09 - Gross taxable value for this District based upon final July 1st data from the Property Appraiser totals \$339,651,210 - a decrease of 7.33% from the final FY 08 taxable value. Pursuant to State Statute (CS for SB 1588), the taxable value within the jurisdiction of each taxing authority used in calculation of the rolled back rate shall be increased by an amount equal to the reduction in taxable value occurring as a result of recent amendments to the State Constitution. The millage rate for this District accounting for new construction and without the impact of amendment one equals .9238 and this rate is expected to generate \$313,800 in property tax revenue.

The majority vote maximum millage rate that can be levied by the Board of County Commissioners as defined within FS 200.185 (5) is the TRIM rolled back rate adjusted by the 4.15% per capita Florida personal income factor multiplied by a percentage adjustment which accounts for the amendment one impact.

The Board of County Commissioners can approve a millage rate increase of up to 110% of this years maximum statutory millage rate (defined as rolled back plus the inflationary index - 4.15%) by two-thirds vote. This rate is not subject to the amendment one percentage adjustment which was applied in calculating the majority vote maximum millage rate.

**Collier County Government
Fiscal Year 2009 Adopted Budget**

**Transportation Division
Transportation Improvement Districts
Bayshore Beautification MSTU (160) / (163)**

Mission Statement

The MSTU was created for the purpose of providing curbing, watering facilities, plantings and maintenance of the median strips of roadways within the MSTU; providing traffic calming improvements, street lighting, and sidewalks within the MSTU; and providing beautification and maintenance of other public areas within the MSTU as determined by the Advisory Committee.

Program Summary	FY 2009 Total FTE	FY 2009 Budget	FY 2009 Revenues	FY 2009 Net Cost
Administrative Costs	-	68,800	68,800	-
Improvements General/Maintenance	-	2,830,400	2,830,400	-
Reserves	-	14,500	14,500	-
Current Level of Service Budget	-	2,913,700	2,913,700	-
Total Adopted Budget	-	2,913,700	2,913,700	-

Program Budgetary Cost Summary	FY 2007 Actual	FY 2008 Adopted	FY 2008 Forecast	FY 2009 Current	FY 2009 Expanded	FY 2009 Adopted	FY 2009 Change
Operating Expense	182,643	342,800	234,700	356,600	-	356,600	4.0%
Indirect Cost Reimburs	8,300	14,900	14,900	5,800	-	5,800	(61.1%)
Capital Outlay	75,259	1,992,100	700,000	2,485,900	-	2,485,900	24.8%
Net Operating Budget	266,202	2,349,800	949,600	2,848,300	-	2,848,300	21.2%
Non Cash Year End Entry	1,366,286	-	-	-	-	-	na
Trans to Property Appraiser	6,220	6,800	6,800	6,800	-	6,800	0 %
Trans to Tax Collector	18,695	22,100	22,100	21,600	-	21,600	(2.3%)
Trans to 111 Unincorp Gen Fd	21,400	21,500	21,500	22,500	-	22,500	4.7%
Trans to Cap Proj	-	200,000	200,000	-	-	-	(100.0%)
Reserves For Contingencies	-	29,600	-	14,500	-	14,500	(51.0%)
Total Budget	1,678,803	2,629,800	1,200,000	2,913,700	-	2,913,700	10.8%

Program Funding Sources	FY 2007 Actual	FY 2008 Adopted	FY 2008 Forecast	FY 2009 Current	FY 2009 Expanded	FY 2009 Adopted	FY 2009 Change
Ad Valorem Taxes	891,443	883,800	850,900	863,200	-	863,200	(2.3%)
Delinquent Ad Valorem Taxes	1,095	-	300	-	-	-	na
Intergovernmental Revenues	-	-	-	-	-	-	na
Charges For Services	18,635	-	34,600	-	-	-	na
Miscellaneous Revenues	14,013	-	-	-	-	-	na
Interest/Misc	137,037	10,000	40,000	10,000	-	10,000	0 %
Other Financing Sources	1,372,319	-	-	-	-	-	na
Trans frm Property Appraiser	958	-	1,000	-	-	-	na
Trans frm Tax Collector	9,131	-	10,000	-	-	-	na
Trans fm 101 Transp Op Fd	40,000	40,000	40,000	40,000	-	40,000	0 %
Carry Forward	1,479,035	1,740,700	2,267,400	2,044,200	-	2,044,200	17.4%
Negative 5% Revenue Reserve	-	(44,700)	-	(43,700)	-	(43,700)	(2.2%)
Total Funding	3,963,665	2,629,800	3,244,200	2,913,700	-	2,913,700	10.8%

Transportation Division
Transportation Improvement Districts

Forecast FY 07/08 – Capital outlay reflects continued implementation of the Bayshore Phase II project (\$700,000). Associated engineering services are projected at \$59,500. Landscape maintenance expense is forecast at \$173,400.

Current FY 08/09 - Engineering services are budgeted at \$125,000 with a majority of remaining operating expense or \$230,100 allocated for landscape maintenance expense. This budget allocates a majority of expense within capital outlay (\$2,485,900) with a small contingency reserve (\$14,500) established. Continued implementation of Bayshore Drive phase II improvements is anticipated.

Revenue FY 08/09 - Prior to the State of Florida enacting property tax limiting legislation, the advisory committee recommended reducing the FY 08 rate from 1.7500 to 1.5000. A \$40,000 transfer from Fund (101) is budgeted reflecting the value of maintenance services previously provided by road and bridge crews. This transfer originated in FY 02.

Gross taxable value for this District based upon final July 1st data from the Property Appraiser totals \$552,434,199 - a decrease of 8.96% from the final FY 08 taxable value. Pursuant to State Statute (CS for SB 1588), the taxable value within the jurisdiction of each taxing authority used in calculation of the rolled back rate shall be increased by an amount equal to the reduction in taxable value occurring as a result of recent amendments to the State Constitution. The millage rate for this District accounting for new construction and without the impact of amendment one equals 1.5626 and this rate is expected to generate \$863,200 in property tax revenue.

The majority vote maximum millage rate that can be levied by the Board of County Commissioners as defined within FS 200.185 (5) is the TRIM rolled back rate adjusted by the 4.15% per capita Florida personal income factor multiplied by a percentage adjustment which accounts for the amendment one impact.

The Board of County Commissioners can approve a millage rate increase of up to 110% of this years maximum statutory millage rate (defined as rolled back plus the inflationary index - 4.15%) by two-thirds vote. This rate is not subject to the amendment one percentage adjustment which was applied in calculating the majority vote maximum millage rate.

**Collier County Government
Fiscal Year 2009 Adopted Budget**

**Transportation Division
Transportation Improvement Districts
Haldeman Creek MSTU (164)**

Mission Statement

Provide for maintenance Dredging and maintenance of navigational channel markers within the defined boundary.

Program Summary	FY 2009 Total FTE	FY 2009 Budget	FY 2009 Revenues	FY 2009 Net Cost
Administration/Overhead Costs	-	11,600	11,600	-
Improvements General	-	5,300	5,300	-
Reserves	-	47,900	47,900	-
Current Level of Service Budget	-	64,800	64,800	-
Total Adopted Budget	-	64,800	64,800	-

Program Budgetary Cost Summary	FY 2007 Actual	FY 2008 Adopted	FY 2008 Forecast	FY 2009 Current	FY 2009 Expanded	FY 2009 Adopted	FY 2009 Change
Operating Expense	-	18,300	5,000	5,300	-	5,300	(71.0%)
Net Operating Budget	-	18,300	5,000	5,300	-	5,300	(71.0%)
Trans to Property Appraiser	-	100	100	100	-	100	0 %
Trans to Tax Collector	-	100	200	200	-	200	100.0%
Trans to 111 Unincorp Gen Fd	-	4,000	5,600	11,300	-	11,300	182.5%
Reserves For Contingencies	-	2,100	-	47,900	-	47,900	2,181.0%
Total Budget	-	24,600	10,900	64,800	-	64,800	163.4%

Program Funding Sources	FY 2007 Actual	FY 2008 Adopted	FY 2008 Forecast	FY 2009 Current	FY 2009 Expanded	FY 2009 Adopted	FY 2009 Change
Ad Valorem Taxes	-	25,100	14,100	64,700	-	64,700	157.8%
Interest/Misc	-	-	100	-	-	-	na
Carry Forward	-	-	-	3,300	-	3,300	na
Negative 5% Revenue Reserve	-	(500)	-	(3,200)	-	(3,200)	540.0%
Total Funding	-	24,600	14,200	64,800	-	64,800	163.4%

Forecast FY 07/08 - The Haldeman Creek Maintenance Dredging MSTU was created pursuant to Ordinance 2006-60. The initial tax rate of .10 mills (recommended by the Advisory Committee) was expected to generate \$25,100 in property tax revenue. However, due to an error in the GIS data base used in establishing the MSTU boundary, the Property Appraiser issued a revised and final DR 422 form which showed a re-calculated taxable value totaling \$145,783,995. The original July 2007 taxable value number issued by the Property Appraiser totaled \$251,029,631. This resulted in a significant loss of property tax revenue for FY 08.

Current FY 08/09 - The Haldeman Creek Advisory Committee - concerned about the loss of revenue due to the boundary revision - requested an increase in the millage rate from .1000 to .5000. At the June budget workshop, the BCC endorsed the rate increase and directed staff to implement the change in conformance with Department of Revenue (TRIM) guidelines and State Statutes.

Gross taxable value for this District based upon final July 1st data from the Property Appraiser totals \$129,395,679 - a decrease of 11.24% from the final FY 08 taxable value. Pursuant to State Statute (CS for SB 1588), the taxable value within the jurisdiction of each taxing authority used in calculation of the rolled back rate shall be increased by an amount equal to the reduction in taxable value occurring as a result of recent amendments to the State Constitution. The millage rate for this District pursuant to State Statute totals .1083. Increasing the millage rate to .5000 mills will generate \$64,700 in property tax revenue. Increasing the millage rate to .5000 can be accomplished by simple majority vote considering the County's aggregate millage rate is well below the aggregate rolled back rate.

**Collier County Government
Fiscal Year 2009 Adopted Budget**

**Transportation Division
Transportation Improvement Districts
Rock Road MSTU (165)**

Mission Statement

Provide for and maintain roadway improvements to include drainage, sidewalks and street lighting.

Program Summary	FY 2009 Total FTE	FY 2009 Budget	FY 2009 Revenues	FY 2009 Net Cost
Administration/Overhead Costs	-	3,500	3,500	-
Improvements General	-	28,600	28,600	-
Reserves	-	8,400	8,400	-
Current Level of Service Budget	-	40,500	40,500	-
Total Adopted Budget	-	40,500	40,500	-

Program Budgetary Cost Summary	FY 2007 Actual	FY 2008 Adopted	FY 2008 Forecast	FY 2009 Current	FY 2009 Expanded	FY 2009 Adopted	FY 2009 Change
Operating Expense	-	28,500	25,000	28,600	-	28,600	0.4%
Net Operating Budget	-	28,500	25,000	28,600	-	28,600	0.4%
Trans to Property Appraiser	-	200	200	300	-	300	50.0%
Trans to Tax Collector	-	300	300	800	-	800	166.7%
Trans to 111 Unincorp Gen Fd	-	2,300	2,300	2,400	-	2,400	4.3%
Reserves For Contingencies	-	2,000	-	8,400	-	8,400	320.0%
Total Budget	-	33,300	27,800	40,500	-	40,500	21.6%

Program Funding Sources	FY 2007 Actual	FY 2008 Adopted	FY 2008 Forecast	FY 2009 Current	FY 2009 Expanded	FY 2009 Adopted	FY 2009 Change
Ad Valorem Taxes	-	35,100	34,200	35,800	-	35,800	2.0%
Interest/Misc	-	-	100	-	-	-	na
Carry Forward	-	-	-	6,500	-	6,500	na
Negative 5% Revenue Reserve	-	(1,800)	-	(1,800)	-	(1,800)	0 %
Total Funding	-	33,300	34,300	40,500	-	40,500	21.6%

Forecast FY 07/08 - The Rock Road Improvement MSTU was created pursuant to Ordinance 2006-56. The Districts initial tax rate as recommended by the Advisory Committee is 1.5 mills which is expected to generate forecast property tax revenue totaling \$34,200.

Current FY 08/09 - Gross taxable value for this District based upon final July 1st data from the Property Appraiser totals \$21,255,036 - a decrease of 10.08% from the final FY 08 taxable value. Pursuant to State Statute (CS for SB 1588), the taxable value within the jurisdiction of each taxing authority used in calculation of the rolled back rate shall be increased by an amount equal to the reduction in taxable value occurring as a result of recent amendments to the State Constitution. The millage rate for this District accounting for new construction and without the impact of amendment one equals 1.6864 and this rate is expected to generate \$35,800 in property tax revenue.

**Collier County Government
Fiscal Year 2009 Adopted Budget**

**Transportation Division
Traffic Operations Department**

Department Budgetary Cost Summar	FY 2007 Actual	FY 2008 Adopted	FY 2008 Forecast	FY 2009 Current	FY 2009 Expanded	FY 2009 Adopted	FY 2009 Change
Personal Services	2,389,841	2,249,800	2,369,700	2,223,600	-	2,223,600	(1.2%)
Operating Expense	2,363,736	3,140,000	2,793,700	3,210,700	-	3,210,700	2.3%
Indirect Cost Reimburs	2,800	1,900	1,900	2,600	-	2,600	36.8%
Capital Outlay	214,002	469,000	480,800	202,500	-	202,500	(56.8%)
Net Operating Budget	4,970,380	5,860,700	5,646,100	5,639,400	-	5,639,400	(3.8%)
Trans to Property Appraiser	3,447	4,800	4,900	4,900	-	4,900	2.1%
Trans to Tax Collector	12,616	15,000	15,000	14,200	-	14,200	(5.3%)
Trans to 111 Unincorp Gen Fd	150,000	-	-	-	-	-	na
Reserves For Contingencies	-	10,600	-	3,600	-	3,600	(66.0%)
Total Budget	5,136,443	5,891,100	5,666,000	5,662,100	-	5,662,100	(3.9%)

Appropriations by Program	FY 2007 Actual	FY 2008 Adopted	FY 2008 Forecast	FY 2009 Current	FY 2009 Expanded	FY 2009 Adopted	FY 2009 Change
Street Lighting Districts Fund (760)	534,130	751,500	646,900	646,900	-	646,900	(13.9%)
Traffic Operations Department (101)	4,436,249	5,109,200	4,999,200	4,992,500	-	4,992,500	(2.3%)
Total Net Budget	4,970,380	5,860,700	5,646,100	5,639,400	-	5,639,400	(3.8%)
Total Transfers and Reserves	166,064	30,400	19,900	22,700	-	22,700	(25.3%)
Total Budget	5,136,443	5,891,100	5,666,000	5,662,100	-	5,662,100	(3.9%)

Department Funding Sources	FY 2007 Actual	FY 2008 Adopted	FY 2008 Forecast	FY 2009 Current	FY 2009 Expanded	FY 2009 Adopted	FY 2009 Change
Ad Valorem Taxes	628,930	600,100	578,400	569,700	-	569,700	(5.1%)
Delinquent Ad Valorem Taxes	211	-	-	-	-	-	na
Intergovernmental Revenues	66,369	208,800	203,800	203,800	-	203,800	(2.4%)
Miscellaneous Revenues	372,208	10,200	30,000	30,000	-	30,000	194.1%
Interest/Misc	22,970	1,000	9,500	-	-	-	(100.0%)
Other Financing Sources	11	-	-	-	-	-	na
Trans frm Property Appraiser	584	-	600	-	-	-	na
Trans frm Tax Collector	6,162	-	6,200	-	-	-	na
Net Cost Road and Bridge	3,997,672	4,890,200	4,765,400	4,758,700	-	4,758,700	(2.7%)
Carry Forward	243,927	210,800	200,500	128,400	-	128,400	(39.1%)
Negative 5% Revenue Reserve	-	(30,000)	-	(28,500)	-	(28,500)	(5.0%)
Total Funding	5,339,045	5,891,100	5,794,400	5,662,100	-	5,662,100	(3.9%)

Department Position Summary	FY 2007 Actual	FY 2008 Adopted	FY 2008 Forecast	FY 2009 Current	FY 2009 Expanded	FY 2009 Adopted	FY 2009 Change
Traffic Operations Department (101)	32.00	32.00	32.00	33.00	-	33.00	3.1%
Total FTE	32.00	32.00	32.00	33.00	-	33.00	3.1%

**Collier County Government
Fiscal Year 2009 Adopted Budget**

**Transportation Division
Traffic Operations Department
Traffic Operations Department (101)**

Mission Statement

To repair and maintain traffic signals, traffic signs, pavement markings, and highway lighting systems; to provide 24-hour emergency response to traffic signal systems as well as crucial signing repairs and pavement marking installations; to provide customer service to the public; to manage projected increases in traffic control devices resulting from growth, roadway construction and roadway acceptance; to operate and maintain the county-wide computerized traffic signal system and traffic management center; to coordinate traffic operations functions with the incorporated municipalities within Collier County; to protect Collier County's investment in fiber optics and signal and roadway lighting infrastructure in response to utility locate requests; to provide review of signal and roadway lighting plans; to perform speed and traffic signal studies.

Program Summary	FY 2009 Total FTE	FY 2009 Budget	FY 2009 Revenues	FY 2009 Net Cost
Sectional Administration/Overhead	4.00	515,859	30,000	485,859
Funding for section administration and fixed section overhead.				
FS Chapter 556 requires Collier County to mark signal, streetlight, and fiber optic cable on County and State roadways within 48 hours of requests.				
Traffic Sign Maintenance	7.00	631,783	-	631,783
Inventory, replace as needed, and maintain all traffic signs and pavement markings throughout the County.				
Traffic Signal Maintenance	9.00	1,452,682	68,800	1,383,882
Maintain and repair all traffic signals and flashing beacons within the County.				
Computerized Signal System Operation	3.00	284,183	-	284,183
Operate and maintain the computerized Traffic Signal System. Coordinate construction projects with system requirements. Retime traffic signals.				
Streetlight Maintenance	3.00	1,554,214	135,000	1,419,214
Maintain, repair and replace, as needed, all arterial roadway lighting within the County.				
Traffic Engineering/Studies	4.00	553,779	-	553,779
Perform safety, operational, and signal studies. Prepare signing and pavement marking work orders. Review development permits and County roadway project construction plans. Collect data and compile Annual Traffic Crash Report and the Quarterly Traffic County Report.				
Unfilled Positions	3.00	-	-	-
Current Level of Service Budget	33.00	4,992,500	233,800	4,758,700
Total Adopted Budget	33.00	4,992,500	233,800	4,758,700

Program Performance Measures	FY 2007 Actual	FY 2008 Budget	FY 2008 Forecast	FY 2009 Budget
% of emergency repair calls responded to within 1 hour within receiving call	98	95	95	95
% of Intersections whose Queue fully clears with each cycle	96	95	95	95
% of Street light luminaries in service, as measured by monthly lighting field inspection	99	95	95	95
Stop & end of road sign down calls responded within 2 hours	99	95	95	95

Program Budgetary Cost Summary	FY 2007 Actual	FY 2008 Adopted	FY 2008 Forecast	FY 2009 Current	FY 2009 Expanded	FY 2009 Adopted	FY 2009 Change
Personal Services	2,389,841	2,249,800	2,369,700	2,223,600	-	2,223,600	(1.2%)
Operating Expense	1,832,406	2,390,400	2,148,700	2,566,400	-	2,566,400	7.4%
Capital Outlay	214,002	469,000	480,800	202,500	-	202,500	(56.8%)
Net Operating Budget	4,436,249	5,109,200	4,999,200	4,992,500	-	4,992,500	(2.3%)
Total Budget	4,436,249	5,109,200	4,999,200	4,992,500	-	4,992,500	(2.3%)
Total FTE	32.00	32.00	32.00	33.00	-	33.00	3.1%

**Collier County Government
Fiscal Year 2009 Adopted Budget**

**Transportation Division
Traffic Operations Department
Traffic Operations Department (101)**

Program Funding Sources	FY 2007 Actual	FY 2008 Adopted	FY 2008 Forecast	FY 2009 Current	FY 2009 Expanded	FY 2009 Adopted	FY 2009 Change
Intergovernmental Revenues	66,369	208,800	203,800	203,800	-	203,800	(2.4%)
Miscellaneous Revenues	372,208	10,200	30,000	30,000	-	30,000	194.1%
Net Cost Road and Bridge	3,997,672	4,890,200	4,765,400	4,758,700	-	4,758,700	(2.7%)
Total Funding	4,436,249	5,109,200	4,999,200	4,992,500	-	4,992,500	(2.3%)

Forecast FY 07/08 – Overall departmental expenses are down \$110,000. Attrition in this Department was valued at \$106,600 and the approved FY 08 personal service budget was reduced accordingly. The attrition numbers were not achieved. While there are three (3) unfilled positions budgeted going forward into FY 09, savings from these vacancies were offset by VSIP (voluntary separation) payouts. Fourth quarter budget amendments are anticipated. Operating expense is down \$241,700 - the result of reduced expenses in the area of traffic signage, lighting maintenance, painting contractors and electricity. Capital expense is slightly over budget and will be covered by a budget amendment.

Current FY 08/09 – Personal Service expenses reflect a total of thirty-three (33) authorized FTE's. One FTE transferred from Stormwater Maintenance Fund (324). Three (3) positions are unfilled - two (2) accepted separation through the VSIP program and one occurred through attrition. Operating expenses are budgeted to increase \$176,000. Noteworthy increase include; electricity (\$60,000) which reflects additional street lights within the inventory, street lighting maintenance (\$50,000) and fuel (\$16,500).

Capital outlay includes the following replacement vehicles recommended by Fleet;

Mid size 4x4 SUV (replaces 2002 Ford Explorer)- \$27,500

Machinery and tools (\$60,000) and signal system modems for additional system intersections (\$90,000) is programmed. Replacement data processing equipment totaling \$25,000 is also budgeted.

FDOT reimbursement is projected to decrease slightly by \$5,000 and is based upon eligible work performed along State R-O-W. Misc. revenues account for items such as insurance company refunds.

**Collier County Government
Fiscal Year 2009 Adopted Budget**

**Transportation Division
Traffic Operations Department
Street Lighting Districts Fund (760)**

Mission Statement

To provide streetlights to residential and commercial areas paid for through a taxing district established for that purpose.

Program Summary	FY 2009 Total FTE	FY 2009 Budget	FY 2009 Revenues	FY 2009 Net Cost
Collier County Lighting District	-	669,600	669,600	-
Consolidation of all street lighting districts except Marco Island and Pelican Bay.				
Current Level of Service Budget	-	669,600	669,600	-
Total Adopted Budget	-	669,600	669,600	-

Program Budgetary Cost Summary	FY 2007 Actual	FY 2008 Adopted	FY 2008 Forecast	FY 2009 Current	FY 2009 Expanded	FY 2009 Adopted	FY 2009 Change
Operating Expense	531,330	749,600	645,000	644,300	-	644,300	(14.0%)
Indirect Cost Reimburs	2,800	1,900	1,900	2,600	-	2,600	36.8%
Net Operating Budget	534,130	751,500	646,900	646,900	-	646,900	(13.9%)
Trans to Property Appraiser	3,447	4,800	4,900	4,900	-	4,900	2.1%
Trans to Tax Collector	12,616	15,000	15,000	14,200	-	14,200	(5.3%)
Trans to 111 Unincorp Gen Fd	150,000	-	-	-	-	-	na
Reserves For Contingencies	-	10,600	-	3,600	-	3,600	(66.0%)
Total Budget	700,194	781,900	666,800	669,600	-	669,600	(14.4%)

Program Funding Sources	FY 2007 Actual	FY 2008 Adopted	FY 2008 Forecast	FY 2009 Current	FY 2009 Expanded	FY 2009 Adopted	FY 2009 Change
Ad Valorem Taxes	628,930	600,100	578,400	569,700	-	569,700	(5.1%)
Delinquent Ad Valorem Taxes	211	-	-	-	-	-	na
Interest/Misc	22,970	1,000	9,500	-	-	-	(100.0%)
Other Financing Sources	11	-	-	-	-	-	na
Trans frm Property Appraiser	584	-	600	-	-	-	na
Trans frm Tax Collector	6,162	-	6,200	-	-	-	na
Carry Forward	243,927	210,800	200,500	128,400	-	128,400	(39.1%)
Negative 5% Revenue Reserve	-	(30,000)	-	(28,500)	-	(28,500)	(5.0%)
Total Funding	902,796	781,900	795,200	669,600	-	669,600	(14.4%)

Forecast FY 07/08 – Electricity accounts for 93% of forecast expense or \$600,000.

Current FY 08/09 – FY 09 program accounts for the cost of electricity (\$635,200). A modest reserve totaling \$3,600 is budgeted.

Revenue FY 08/09 - Gross taxable value for this District based upon final July 1st data from the Property Appraiser totals \$6,022,495,731 - a decrease of 12.2% from the final FY 08 taxable value. Pursuant to State Statute (CS for SB 1588), the taxable value within the jurisdiction of each taxing authority used in calculation of the rolled back rate shall be increased by an amount equal to the reduction in taxable value occurring as a result of recent amendments to the State Constitution. The millage rate for this District accounting for new construction and without the impact of amendment one equals .0946 and this rate is expected to generate \$569,700 in property tax revenue.

**Collier County Government
Fiscal Year 2009 Adopted Budget**

**Transportation Division
Transportation Maintenance**

Department Budgetary Cost Summar	FY 2007 Actual	FY 2008 Adopted	FY 2008 Forecast	FY 2009 Current	FY 2009 Expanded	FY 2009 Adopted	FY 2009 Change
Personal Services	9,082,005	9,252,200	9,048,800	8,533,900	-	8,533,900	(7.8%)
Operating Expense	7,126,386	5,802,000	4,812,100	6,566,300	-	6,566,300	13.2%
Capital Outlay	9,911,613	10,154,200	10,734,000	6,049,000	-	6,049,000	(40.4%)
Net Operating Budget	26,120,004	25,208,400	24,594,900	21,149,200	-	21,149,200	(16.1%)
Total Budget	26,120,004	25,208,400	24,594,900	21,149,200	-	21,149,200	(16.1%)

Appropriations by Program	FY 2007 Actual	FY 2008 Adopted	FY 2008 Forecast	FY 2009 Current	FY 2009 Expanded	FY 2009 Adopted	FY 2009 Change
Right-of-way Permit & Inspections (101)	475,266	523,800	474,900	516,300	-	516,300	(1.4%)
Trans Maint -Aquatic Plant Control (101)	1,776,842	1,657,800	1,585,500	1,528,400	-	1,528,400	(7.8%)
Trans Maint Operations Rd & Bridge (111)	12,871,907	9,716,100	10,256,800	6,682,300	-	6,682,300	(31.2%)
Trans Maintenance FI Dept Of Trans (101)	1,293,212	1,616,400	1,628,400	1,524,800	-	1,524,800	(5.7%)
Trans Maintenance Road & Bridge (101)	9,702,777	11,694,300	10,649,300	10,897,400	-	10,897,400	(6.8%)
Total Net Budget	26,120,004	25,208,400	24,594,900	21,149,200	-	21,149,200	(16.1%)
Total Transfers and Reserves	-	-	-	-	-	-	na
Total Budget	26,120,004	25,208,400	24,594,900	21,149,200	-	21,149,200	(16.1%)

Department Funding Sources	FY 2007 Actual	FY 2008 Adopted	FY 2008 Forecast	FY 2009 Current	FY 2009 Expanded	FY 2009 Adopted	FY 2009 Change
Licenses & Permits	521,750	590,200	550,200	534,000	-	534,000	(9.5%)
Intergovernmental Revenues	1,959,148	1,651,500	1,651,500	1,684,500	-	1,684,500	2.0%
Charges For Services	94,418	500	-	-	-	-	(100.0%)
Miscellaneous Revenues	73,309	34,600	125,400	180,100	-	180,100	420.5%
Interest/Misc	256	-	-	-	-	-	na
Reimb From Other Depts	7,902	4,000	-	-	-	-	(100.0%)
Net Cost Road and Bridge	10,595,024	13,211,500	12,011,000	12,068,300	-	12,068,300	(8.7%)
Net Cost MSTD General Fund	12,868,197	9,716,100	10,256,800	6,682,300	-	6,682,300	(31.2%)
Total Funding	26,120,004	25,208,400	24,594,900	21,149,200	-	21,149,200	(16.1%)

Department Position Summary	FY 2007 Actual	FY 2008 Adopted	FY 2008 Forecast	FY 2009 Current	FY 2009 Expanded	FY 2009 Adopted	FY 2009 Change
Trans Maintenance Road & Bridge (101)	128.00	130.00	130.00	130.00	-	130.00	0 %
Trans Maintenance FI Dept Of Trans (101)	10.00	10.00	10.00	10.00	-	10.00	0 %
Trans Maint -Aquatic Plant Control (101)	15.00	16.00	16.00	16.00	-	16.00	0 %
Right-of-way Permit & Inspections (101)	6.00	6.00	6.00	6.00	-	6.00	0 %
Total FTE	159.00	162.00	162.00	162.00	-	162.00	0 %

**Collier County Government
Fiscal Year 2009 Adopted Budget**

**Transportation Division
Transportation Maintenance**

Trans Maintenance Road & Bridge (101)

Mission Statement

The Road and Bridge Department will maintain a safe County road system for the citizens and visitors of Collier County; provide emergency response to all roadway/roadside hazards 24 hours per day; provide continued road service and customer service that exceeds expectations.

Program Summary	FY 2009 Total FTE	FY 2009 Budget	FY 2009 Revenues	FY 2009 Net Cost
Administration	3.00	541,572	-	541,572
Departmental management, planning, supervision, and recording. Includes all overhead fixed costs for the department such as, insurance, fleet maintenance. etc.				
Administrative/Operational Support	7.00	668,217	-	668,217
Supervision, inspection, and training in all safety related issues with personnel, equipment and projects. Operational activities measurements, developmental measurements, contracts/bid preparation, vendor/ project inspections, support with administrative reports preparation for departmental activities and measurements, assists with personnel issues as pertains to reports, complaints, employee services issues, data entry, filing, phones, mobile radio contact.				
Field/Operational Supervision	5.00	401,517	-	401,517
Supervision of field personnel/multiple crews, plans daily and forecasted activities for crews, participates in fiscal measurements as pertains to project preparation, maintenance scheduling, on-sight supervision as necessary for specific jobs and emergency situations.				
Field	99.00	9,276,094	180,100	9,095,994
Maintenance of all county rights-of-way, roads/road-sides as pertain to the following: Mow (in cycle) all rural and urban areas, heavy vegetation control, patching and overlay of roads, etc. Projects such as turn lane or driveway installation, digging/cleaning drainage swales/culverts, repair and upgrade of drainage systems, specially build items for outdated drainage systems, inspect and repair all County-maintained bridges, build/repair sidewalks, bike paths, litter abatement of roads, roadsides, County properties, sod replacement, accident clean-up/traffic control.				
Survey Crew	-	10,000	-	10,000
Perform surveys for roadway profiles and drainage on urban and rural highways/roads throughout the County. Give technical support to Road Maintenance and Storm-water by collection survey data, identifying easements and right-of-ways.				
Unfilled Positions	16.00	-	-	-
Current Level of Service Budget				
	130.00	10,897,400	180,100	10,717,300
Total Adopted Budget				
	130.00	10,897,400	180,100	10,717,300

Program Performance Measures	FY 2007 Actual	FY 2008 Budget	FY 2008 Forecast	FY 2009 Budget
% of lane miles of paved roads meeting MRP conditions	73	70	70	70
% of lanes miles of County roads meeting pavement condition standards	88	70	70	70
Operating & Maintenance cost/lane mile vs. target	65,817	65,817	67,259	67,300

Program Budgetary Cost Summary	FY 2007 Actual	FY 2008 Adopted	FY 2008 Forecast	FY 2009 Current	FY 2009 Expanded	FY 2009 Adopted	FY 2009 Change
Personal Services	7,145,935	7,363,500	7,181,800	6,805,800	-	6,805,800	(7.6%)
Operating Expense	1,730,239	2,812,800	1,836,400	3,338,300	-	3,338,300	18.7%
Capital Outlay	826,603	1,518,000	1,631,100	753,300	-	753,300	(50.4%)
Net Operating Budget	9,702,777	11,694,300	10,649,300	10,897,400	-	10,897,400	(6.8%)
Total Budget	9,702,777	11,694,300	10,649,300	10,897,400	-	10,897,400	(6.8%)
Total FTE	128.00	130.00	130.00	130.00	-	130.00	0 %

**Collier County Government
Fiscal Year 2009 Adopted Budget**

**Transportation Division
Transportation Maintenance
Trans Maintenance Road & Bridge (101)**

Program Funding Sources	FY 2007 Actual	FY 2008 Adopted	FY 2008 Forecast	FY 2009 Current	FY 2009 Expanded	FY 2009 Adopted	FY 2009 Change
Licenses & Permits	63,855	40,000	-	-	-	-	(100.0%)
Charges For Services	94,418	500	-	-	-	-	(100.0%)
Miscellaneous Revenues	68,524	34,600	125,400	180,100	-	180,100	420.5%
Interest/Misc	256	-	-	-	-	-	na
Reimb From Other Depts	5,111	-	-	-	-	-	na
Net Cost Road and Bridge	9,470,612	11,619,200	10,523,900	10,717,300	-	10,717,300	(7.8%)
Total Funding	9,702,777	11,694,300	10,649,300	10,897,400	-	10,897,400	(6.8%)

Forecast FY 07/08 – Forecast personal service expense is below budget by \$181,700 reflecting sixteen (16) unfilled positions which will not be funded going forward into FY 09. Five employees elected participation in the VSIP (voluntary separation) program. Overall department forecast expenses are below budget by \$1,045,000. The forecast reduction is due primarily to deferral of the pavement stripping program (\$600,000) as well as reductions in the following expense commitments - fleet charges (\$272,900) and fuel (\$91,000).

Current FY 08/09 – Personal Services reflect a complement of 130 authorized FTE's. The approved FY 08 personal service budget was reduced by \$379,700 based upon savings associated with not filling vacant positions. Based upon forecast numbers - this target and more was achieved and continued savings are reflected in FY 09. Increases in operating expense include re-budgeting the pavement stripping program at an increased level (\$843,400). Additional noteworthy increases include; garbage collection (\$50,000) and fuel (\$196,600). These increases were balanced against a substantial reduction in fleet charges (\$237,000). Capital outlay for fleet recommended replacement equipment totals \$753,300 and includes the following;

- Riding Mowers (2) - \$31,000
- 1/2 Ton Extended Cab 4x4 Pickup (3) - \$78,000
- 1/2 Ton regular Cab 4x4 Pickup - \$23,000
- 16 Yard Dump Truck - \$107,000
- 1 Ton Crew Cab 4x2 Pickup - \$28,000
- Motor Grader 6x4 - \$148,000
- Backhoe/Loader 4x4 \$65,000
- 5 Yard Dump Truck (4) - \$273,300

**Collier County Government
Fiscal Year 2009 Adopted Budget**

**Transportation Division
Transportation Maintenance**

Trans Maintenance FI Dept Of Trans (101)

Mission Statement

The Road and Bridge Department will maintain a safe State primary highway road system for the citizens and visitors of Collier County; provide emergency response to all roadway/roadside hazards 24 hours per day; provide continued road service and customer service that exceeds expectations.

Program Summary	FY 2009 Total FTE	FY 2009 Budget	FY 2009 Revenues	FY 2009 Net Cost
Administrative/Operational Support Supervision, inspection, and training in all safety related issues with personnel, equipment and projects. Operational activities measurements, developmental measurements, contracts/bid preparation, vendor/ project inspections, support with administrative reports preparation for departmental activities and measurements, assists with personnel issues as pertains to reports, complaints, employee services issues, data entry, filing, phones, mobile radio contact.	1.00	63,053	-	63,053
Administrative/Operational Support Support with administrative reports preparation for departmental activities and measurements.	2.00	215,119	280,776	-65,657
Field/Operational Supervision Supervision of field personnel/multiple crews, plans daily and forecasted, activities for crews, participates in fiscal measurements as pertains to project preparation, maintenance scheduling, on-site supervision as necessary for specific jobs and emergency situations.	1.00	157,342	158,093	-751
Field Maintenance of all State primary highway right-of-ways, roads/roadsides as pertains to the following: Mow (in cycle) all rural and urban areas; heavy vegetation control; patching and overlay of roads, etc.; projects such as turn lane, or driveway installation; digging/cleaning drainage swales/culverts; repair and upgrade of drainage systems, specially build items for outdated drainage systems; repair sidewalks, bike paths, litter abatement of roads, roadsides, State primary highway road properties; sod replacement, and accident clean-up/traffic control.	4.00	1,089,286	1,245,631	-156,345
Unfilled Positions	2.00	-	-	-
Current Level of Service Budget	10.00	1,524,800	1,684,500	-159,700
Total Adopted Budget	10.00	1,524,800	1,684,500	-159,700

Program Performance Measures	FY 2007 Actual	FY 2008 Budget	FY 2008 Forecast	FY 2009 Budget
Achieve a maintenance rating of 80% state highway system	86	80	80	80

Program Budgetary Cost Summary	FY 2007 Actual	FY 2008 Adopted	FY 2008 Forecast	FY 2009 Current	FY 2009 Expanded	FY 2009 Adopted	FY 2009 Change
Personal Services	583,996	556,000	568,000	496,100	-	496,100	(10.8%)
Operating Expense	582,020	988,400	988,400	1,028,700	-	1,028,700	4.1%
Capital Outlay	127,196	72,000	72,000	-	-	-	(100.0%)
Net Operating Budget	1,293,212	1,616,400	1,628,400	1,524,800	-	1,524,800	(5.7%)
Total Budget	1,293,212	1,616,400	1,628,400	1,524,800	-	1,524,800	(5.7%)
Total FTE	10.00	10.00	10.00	10.00	-	10.00	0 %

Program Funding Sources	FY 2007 Actual	FY 2008 Adopted	FY 2008 Forecast	FY 2009 Current	FY 2009 Expanded	FY 2009 Adopted	FY 2009 Change
Intergovernmental Revenues	1,959,148	1,651,500	1,651,500	1,684,500	-	1,684,500	2.0%
Miscellaneous Revenues	114	-	-	-	-	-	na
Net Cost Road and Bridge	(666,050)	(35,100)	(23,100)	(159,700)	-	(159,700)	355.0%
Total Funding	1,293,212	1,616,400	1,628,400	1,524,800	-	1,524,800	(5.7%)

Transportation Division
Transportation Maintenance

Forecast FY 07/08 - Forecast personal service expense exceeds budget by \$12,000. Attrition in this department (assuming no position replacement) was valued at \$26,200 and the approved 2008 personal service budget was reduced accordingly. The attrition numbers were not achieved. While there are two (2) unfilled positions budgeted going into FY 09, savings from these vacancies were offset by VSIP (voluntary separation) payouts in 2008. Fourth quarter budget amendments are anticipated.

Current FY 08/09 – Personal Service costs reflect a complement of ten (10) authorized FTE's. Two (2) positions are unfilled with one employee participating in the VSIP program. Fuel charges are driving the increase in operating expense. There is no capital equipment scheduled for replacement.

**Collier County Government
Fiscal Year 2009 Adopted Budget**

**Transportation Division
Transportation Maintenance**

Trans Maint -Aquatic Plant Control (101)

Mission Statement

To provide quality customer service in the appropriate operation and maintenance of the publicly maintained transportation network and stormwater management facilities and median landscaping throughout Collier County.

Program Summary	FY 2009 Total FTE	FY 2009 Budget	FY 2009 Revenues	FY 2009 Net Cost
Aquatic Plant Control	12.00	1,528,400	-	1,528,400
Spray Crew along with exotic plant removal program, other enhanced maintenance activities and timely customer service. High priority ditches sprayed 2 or 3 times per year. Funding is essential maintenance and operation of the publicly maintained secondary stormwater management facilities throughout Collier County.				
Unfilled Positions	4.00	-	-	-
Current Level of Service Budget	16.00	1,528,400	-	1,528,400
Total Adopted Budget	16.00	1,528,400	-	1,528,400

Program Performance Measures	FY 2007 Actual	FY 2008 Budget	FY 2008 Forecast	FY 2009 Budget
% of emergency work repaired within 24 Hrs.	100	100	100	100
% of planned miles of canal maintenance accomplished	100	100	100	100
Total # of aquatics work orders addressed within 5 bus.days	100	100	100	100

Program Budgetary Cost Summary	FY 2007 Actual	FY 2008 Adopted	FY 2008 Forecast	FY 2009 Current	FY 2009 Expanded	FY 2009 Adopted	FY 2009 Change
Personal Services	908,519	922,800	862,500	755,500	-	755,500	(18.1%)
Operating Expense	384,996	500,000	488,000	765,400	-	765,400	53.1%
Capital Outlay	483,327	235,000	235,000	7,500	-	7,500	(96.8%)
Net Operating Budget	1,776,842	1,657,800	1,585,500	1,528,400	-	1,528,400	(7.8%)
Total Budget	1,776,842	1,657,800	1,585,500	1,528,400	-	1,528,400	(7.8%)
Total FTE	15.00	16.00	16.00	16.00	-	16.00	0 %

Program Funding Sources	FY 2007 Actual	FY 2008 Adopted	FY 2008 Forecast	FY 2009 Current	FY 2009 Expanded	FY 2009 Adopted	FY 2009 Change
Miscellaneous Revenues	539	-	-	-	-	-	na
Reimb From Other Depts	2,791	4,000	-	-	-	-	(100.0%)
Net Cost Road and Bridge	1,773,513	1,653,800	1,585,500	1,528,400	-	1,528,400	(7.6%)
Total Funding	1,776,842	1,657,800	1,585,500	1,528,400	-	1,528,400	(7.8%)

Current FY 08/09 – Personal Services reflect a compliment of sixteen (16) authorized FTE's. This budget reflects four (4) unfilled positions. Two (2) employees participated in the VSIP (voluntary separation) program. Noteworthy increases in operating expenses include fuel charges (\$23,100), fertilizer/chemical supplies (\$100,000), culvert pipe (\$18,000), landscaping maintenance (\$40,000) as well as various maintenance supplies. The increase in fertilizer/chemical supplies stems from a need to replenish inventory.

**Collier County Government
Fiscal Year 2009 Adopted Budget**

**Transportation Division
Transportation Maintenance
Right-of-way Permit & Inspections (101)**

Mission Statement

To provide a fast, efficient process for the review and issuing of right-of-way permits. To inspect all structures under construction to ensure compliance with the codes and regulations adopted by the Board of County Commissioners and as set forth in the governing ordinance.

Program Summary	FY 2009 Total FTE	FY 2009 Budget	FY 2009 Revenues	FY 2009 Net Cost
Section Administration/Overhead Funding for administration and fixed departmental overhead.	2.00	203,450	205,680	-2,230
Right-of-Way Permit Processing Process over 2400 right-of-way permits annually within 15 working days.	1.00	81,273	82,184	-911
Inspections Inspect all issued permits under construction to ensure strict compliance with all codes and regulations within 48 hours of the request. Inspect MOT for all permits as needed.	3.00	231,577	246,136	-14,559
Current Level of Service Budget	6.00	516,300	534,000	-17,700
Total Adopted Budget	6.00	516,300	534,000	-17,700

Program Performance Measures	FY 2007 Actual	FY 2008 Budget	FY 2008 Forecast	FY 2009 Budget
% of access CO inspection within 2 working days	100	100	100	100
% of permit app fees received vs. cost of operating	75	100	100	100
Perform 800 (ROW) inspection requests (by CDES) within 2 working days & report the results immediately.	100	100	100	100
Respond to all FDOT ROW Permit applications within 30 days.	100	100	100	100
Review, coordinate and inspect permit applications (not tied to Site Development Plans) within 10 working days, in order to issue the Permit	100	100	100	100

Program Budgetary Cost Summary	FY 2007 Actual	FY 2008 Adopted	FY 2008 Forecast	FY 2009 Current	FY 2009 Expanded	FY 2009 Adopted	FY 2009 Change
Personal Services	443,556	409,900	436,500	476,500	-	476,500	16.2%
Operating Expense	31,710	39,900	38,400	39,800	-	39,800	(0.3%)
Capital Outlay	-	74,000	-	-	-	-	(100.0%)
Net Operating Budget	475,266	523,800	474,900	516,300	-	516,300	(1.4%)
Total Budget	475,266	523,800	474,900	516,300	-	516,300	(1.4%)
Total FTE	6.00	6.00	6.00	6.00	-	6.00	0 %

Program Funding Sources	FY 2007 Actual	FY 2008 Adopted	FY 2008 Forecast	FY 2009 Current	FY 2009 Expanded	FY 2009 Adopted	FY 2009 Change
Licenses & Permits	457,895	550,200	550,200	534,000	-	534,000	(2.9%)
Miscellaneous Revenues	422	-	-	-	-	-	na
Net Cost Road and Bridge	16,949	(26,400)	(75,300)	(17,700)	-	(17,700)	(33.0%)
Total Funding	475,266	523,800	474,900	516,300	-	516,300	(1.4%)

Current FY 08/09 – Right-of-way permitting revenue offsets cost center expenses. The approved FY 08 personal service budget was not sized properly and reflected funding for only five (5) positions. The FY 08 forecast would actually be below budget had funding been allocated for six (6) authorized positions. As a result the FY 09 budget for personal services shows an extraordinary increase.

**Collier County Government
Fiscal Year 2009 Adopted Budget**

**Transportation Division
Transportation Maintenance**

Trans Maint Operations Rd & Bridge (111)

Mission Statement

To deliver to the citizens of Collier County quality maintained roadways, roadsides and drainage systems, providing safe roadway systems and excellent customer service.

Program Summary	FY 2009 Total FTE	FY 2009 Budget	FY 2009 Revenues	FY 2009 Net Cost
Roadway Asphalt Repair Maintain existing roadways efficiently by removing and/or repairing roadway hazards, thus promoting safe conditions. Schedule repairs of reported deficiencies within 24 hours of receipt.	-	75,000	-	75,000
Bridge Maintenance Inspect and repair bridge structures. Schedule repairs of reported handrail damages within 24 hours of notification. Clean existing deck joints and replace deteriorated materials as directed by F.D.O.T. Bridge Work Orders. (Schedule repairs by work order priority.) Complete bridge inspection work orders within 24 hours of receipt.	-	100,000	-	100,000
Drainage Systems Maintenance and Construction Installation and maintenance of roadway drainage ditches and structures. Improve roadway water runoff, and complete routine monthly inspections to assure safe and proper operation.	-	144,000	-	144,000
Sidewalk/Bikepath Construction and Maintenance Installation of sidewalks/bikepaths, and removal and repair of sidewalk/bikepath defects using County established measures to promote a safe and functional system.	-	377,600	-	377,600
Limerock Road Construction and Maintenance To convert 94 miles of limerock roads located in the Golden Gate Estates to asphalt paved roads. Program targets conversion of approximately 20 miles of surface per year with anticipated completion in 2011/2012.	-	1,590,600	-	1,590,600
General Maintenance Maintenance and installation on County Rights-of-Way, including, but not limited to, dead animal removal, shoulder maintenance, litter abatement, Adopt-a-Road litter removal, emergency roadway hazard response, roadway sweeping, and traffic control operations. (Scheduling to be determined by the work needs survey.)	-	442,500	-	442,500
Road and Bridge Improvements (Capital) Road resurfacing.	-	3,952,600	-	3,952,600
Current Level of Service Budget	-	6,682,300	-	6,682,300
Total Adopted Budget	-	6,682,300	-	6,682,300

Program Performance Measures	FY 2007 Actual	FY 2008 Budget	FY 2008 Forecast	FY 2009 Budget
# of Center lane miles constructed vs. planned	6.70	6.70	6.70	6.20
% of programmed resurfacing lane miles accomplished	90	100	100	100
Limerock road conversion budget vs. expended	100	100	100	100
Limerock road conversion cost per lane mile	208,556	416,675	380,827	416,675

Program Budgetary Cost Summary	FY 2007 Actual	FY 2008 Adopted	FY 2008 Forecast	FY 2009 Current	FY 2009 Expanded	FY 2009 Adopted	FY 2009 Change
Operating Expense	4,397,420	1,460,900	1,460,900	1,394,100	-	1,394,100	(4.6%)
Capital Outlay	8,474,487	8,255,200	8,795,900	5,288,200	-	5,288,200	(35.9%)
Net Operating Budget	12,871,907	9,716,100	10,256,800	6,682,300	-	6,682,300	(31.2%)
Total Budget	12,871,907	9,716,100	10,256,800	6,682,300	-	6,682,300	(31.2%)

**Collier County Government
Fiscal Year 2009 Adopted Budget**

**Transportation Division
Transportation Maintenance
Trans Maint Operations Rd & Bridge (111)**

Program Funding Sources	FY 2007 Actual	FY 2008 Adopted	FY 2008 Forecast	FY 2009 Current	FY 2009 Expanded	FY 2009 Adopted	FY 2009 Change
Miscellaneous Revenues	3,711	-	-	-	-	-	na
Net Cost MSTD General Fund	12,868,197	9,716,100	10,256,800	6,682,300	-	6,682,300	(31.2%)
Total Funding	12,871,907	9,716,100	10,256,800	6,682,300	-	6,682,300	(31.2%)

Forecast FY 07/08 – Forecast includes expending the full allocation for general road and bridge improvements (\$2,650,000); Limerock Road conversion (\$5,605,200) plus an estimated \$540,700 in general road and bridge improvement contract dollars which rolled forward from FY 07. Operating expense is projected at budget.

Current FY 08/09 – Regarding limerock road conversion, the Transportation Division is charged with converting 94.7 miles of limerock surface located in the Golden Gate Estates to asphalt. With completion of the FY 08 program, 42.6 miles of limerock roads have been resurfaced leaving 52.1 unconverted.

This year's total resurfacing program includes \$1,389,200 in recurring dollars. Recurring dollars are budgeted primarily for limerock road conversion (\$1,335,600). For FY 09, a recurring allocation of \$1,335,600 toward limerock road conversion will cover 3.1 miles of roadway. Non recurring dollars in the amount of \$3,899,000 are programmed for general road and bridge repairs. Operating expense has been reduced a modest \$66,800 from the approved FY 08 expense appropriation.

The decision to establish the General Fund (001) and MSTD General Fund (111) millage rates at last years levels (millage neutral) has led to a shift in Transportation funding with a reduction in the General Fund (001) transfer to Transportation Operating (101) - replaced with a like transfer from MSTD General Fund (111) to Transportation Operating (101). To fund the increased MSTD General Fund (111) transfer, reductions in Transportation (111) capital programming were made - including a \$1,339,500 reduction in recurring dollars for limerock road conversion, a \$1,500,000 reduction in recurring general resurfacing dollars and elimination of new landscape capital programming. It is anticipated that some or all of these reductions may be reinstated with the receipt of Constitutional turn back revenue in November 2008.

**Collier County Government
Fiscal Year 2009 Adopted Budget**

**Transportation Division
Transportation Planning**

Department Budgetary Cost Summar	FY 2007 Actual	FY 2008 Adopted	FY 2008 Forecast	FY 2009 Current	FY 2009 Expanded	FY 2009 Adopted	FY 2009 Change
Personal Services	859,391	728,400	688,200	747,900	-	747,900	2.7%
Operating Expense	614,411	82,300	45,800	1,941,500	-	1,941,500	2,259.1%
Capital Outlay	32,305	45,000	110,200	-	-	-	(100.0%)
Net Operating Budget	1,506,107	855,700	844,200	2,689,400	-	2,689,400	214.3%
Grants and Aid	11	-	-	-	-	-	na
Reserves For Contingencies	-	-	-	5,000	-	5,000	na
Total Budget	1,506,118	855,700	844,200	2,694,400	-	2,694,400	214.9%

Appropriations by Program	FY 2007 Actual	FY 2008 Adopted	FY 2008 Forecast	FY 2009 Current	FY 2009 Expanded	FY 2009 Adopted	FY 2009 Change
Concurrency Management Department (101)	219,449	243,700	190,400	236,500	-	236,500	(3.0%)
Metropolitan Planning Org MPO (128)	710,641	-	-	1,888,600	-	1,888,600	na
Trans Development Review (101)	138,526	178,000	163,500	172,700	-	172,700	(3.0%)
Trans Planning Operations (101)	395,641	384,000	375,100	391,600	-	391,600	2.0%
Trans PUD Monitoring (101)	41,850	50,000	115,200	-	-	-	(100.0%)
Total Net Budget	1,506,107	855,700	844,200	2,689,400	-	2,689,400	214.3%
Total Transfers and Reserves	11	-	-	5,000	-	5,000	na
Total Budget	1,506,118	855,700	844,200	2,694,400	-	2,694,400	214.9%

Department Funding Sources	FY 2007 Actual	FY 2008 Adopted	FY 2008 Forecast	FY 2009 Current	FY 2009 Expanded	FY 2009 Adopted	FY 2009 Change
Intergovernmental Revenues	703,825	-	-	-	-	-	na
Charges For Services	135,534	50,000	-	24,200	-	24,200	(51.6%)
Miscellaneous Revenues	163	-	-	-	-	-	na
Interest/Misc	43,333	-	-	-	-	-	na
Net Cost Road and Bridge	659,768	805,700	844,200	776,600	-	776,600	(3.6%)
Trans fm 111 MSTD Gen Fd	10,221	-	-	5,000	-	5,000	na
Carry Forward	60,762	-	-	1,888,600	-	1,888,600	na
Total Funding	1,613,606	855,700	844,200	2,694,400	-	2,694,400	214.9%

Department Position Summary	FY 2007 Actual	FY 2008 Adopted	FY 2008 Forecast	FY 2009 Current	FY 2009 Expanded	FY 2009 Adopted	FY 2009 Change
Trans Planning Operations (101)	4.00	4.00	4.00	4.00	-	4.00	0 %
Concurrency Management Department (101)	2.00	2.00	2.00	2.00	-	2.00	0 %
Trans Development Review (101)	2.00	2.00	2.00	2.00	-	2.00	0 %
Metropolitan Planning Org MPO (128)	4.00	4.00	4.00	4.00	-	4.00	0 %
Total FTE	12.00	12.00	12.00	12.00	-	12.00	0 %

**Collier County Government
Fiscal Year 2009 Adopted Budget**

**Transportation Division
Transportation Planning
Trans Planning Operations (101)**

Mission Statement

Provide for the short and long-range transportation planning needs and programming. Evaluate and determine development related impacts to the transportation system including level of service, access management, site impact and alternative transportation opportunities (i.e. walking, biking, transit, car-pooling, etc.). Establish and maintain a county-wide transportation concurrency management system based on the level of service as defined by the County's Growth Management Plan to better provide for the timely planning and implementation of transportation improvements. To provide supervision, planning and engineering and coordination with the Transportation Division, as well as other departments, to ensure that the department's transportation planning activities are carried out in a time, efficient and economical manner.

Program Summary	FY 2009 Total FTE	FY 2009 Budget	FY 2009 Revenues	FY 2009 Net Cost
Departmental Administration/Overhead	2.00	231,168	24,200	206,968
Funding for departmental administration and fixed departmental overhead.				
Short and Long Range Planning	1.00	80,216	-	80,216
Funding for evaluation and management of short and long-range transportation planning activities such as corridor studies, level of service, program priorities, etc.				
Traffic Calming Program	1.00	80,216	-	80,216
Current Level of Service Budget	4.00	391,600	24,200	367,400
Total Adopted Budget	4.00	391,600	24,200	367,400

Program Performance Measures	FY 2007 Actual	FY 2008 Budget	FY 2008 Forecast	FY 2009 Budget
% of Level of Service (LOS) deficient miles vs. last year	95	95	95	95
% of road systems operating at adopted service levels	95	95	95	95

Program Budgetary Cost Summary	FY 2007 Actual	FY 2008 Adopted	FY 2008 Forecast	FY 2009 Current	FY 2009 Expanded	FY 2009 Adopted	FY 2009 Change
Personal Services	369,674	350,500	351,200	366,600	-	366,600	4.6%
Operating Expense	25,966	33,500	23,900	25,000	-	25,000	(25.4%)
Net Operating Budget	395,641	384,000	375,100	391,600	-	391,600	2.0%
Total Budget	395,641	384,000	375,100	391,600	-	391,600	2.0%
Total FTE	4.00	4.00	4.00	4.00	-	4.00	0 %

Program Funding Sources	FY 2007 Actual	FY 2008 Adopted	FY 2008 Forecast	FY 2009 Current	FY 2009 Expanded	FY 2009 Adopted	FY 2009 Change
Charges For Services	-	-	-	24,200	-	24,200	na
Miscellaneous Revenues	163	-	-	-	-	-	na
Net Cost Road and Bridge	395,477	384,000	375,100	367,400	-	367,400	(4.3%)
Total Funding	395,641	384,000	375,100	391,600	-	391,600	2.0%

Forecast FY 07/08 - The approved FY 08 personal service budget was reduced by \$18,100 reflecting cost containment measures based upon anticipated attrition and not filling vacant positions. Anticipated savings were not realized and are reflected within forecast personal services.

Current FY 08/09 - Personal Services reflect a complement of four (4) authorized FTE's. Personal Services are slightly over guidance and reflect hiring new employees during FY 08 above the minimum salary. The cost center attrition calculation does not apply to this Department.

**Collier County Government
Fiscal Year 2009 Adopted Budget**

**Transportation Division
Transportation Planning
Trans PUD Monitoring (101)**

Mission Statement

Provide continuous counts and analysis on the major roadway network to provide real time adjustments to the concurrency management system and updates to the AUIR.

Provide continuous counts and analysis on the major roadway network to provide real time adjustments to the concurrency management system and updates to the AUIR.

Program Budgetary Cost Summary	FY 2007 Actual	FY 2008 Adopted	FY 2008 Forecast	FY 2009 Current	FY 2009 Expanded	FY 2009 Adopted	FY 2009 Change
Operating Expense	13,428	5,000	5,000	-	-	-	(100.0%)
Capital Outlay	28,422	45,000	110,200	-	-	-	(100.0%)
Net Operating Budget	41,850	50,000	115,200	-	-	-	(100.0%)
Total Budget	41,850	50,000	115,200	-	-	-	(100.0%)

Program Funding Sources	FY 2007 Actual	FY 2008 Adopted	FY 2008 Forecast	FY 2009 Current	FY 2009 Expanded	FY 2009 Adopted	FY 2009 Change
Charges For Services	135,534	50,000	-	-	-	-	(100.0%)
Net Cost Road and Bridge	(93,684)	-	115,200	-	-	-	na
Total Funding	41,850	50,000	115,200	-	-	-	(100.0%)

Forecast FY 07/08 - At fiscal year ending 2007, developer contributions exceeded expenses by \$93,700. Forecast expense for 2008 totals \$115,200 - leaving a net cost to 101 over the two year period totaling \$21,500. PUD Monitoring expense and offsetting developer contributions is now budgeted in Gas Tax Fund (313).

**Collier County Government
Fiscal Year 2009 Adopted Budget**

**Transportation Division
Transportation Planning
Concurrency Management Department (101)**

Mission Statement

Provide for the short and long-range concurrency planning needs and programming.

Program Summary	FY 2009 Total FTE	FY 2009 Budget	FY 2009 Revenues	FY 2009 Net Cost
Growth Management/Development Impacts	2.00	236,500	-	236,500
Funding for the evaluation of transportation related impacts for all development including rezoning, site development plans, and concurrency related activities.				
Current Level of Service Budget	2.00	236,500	-	236,500
Total Adopted Budget	2.00	236,500	-	236,500

Program Performance Measures	FY 2007 Actual	FY 2008 Budget	FY 2008 Forecast	FY 2009 Budget
% of projects that are updated within 3 Business Days	100	100	100	100
% of Zoning Applications that mitigate their impacts to obtain compliance & approval	-	70	70	70

Program Budgetary Cost Summary	FY 2007 Actual	FY 2008 Adopted	FY 2008 Forecast	FY 2009 Current	FY 2009 Expanded	FY 2009 Adopted	FY 2009 Change
Personal Services	207,384	213,100	178,200	211,500	-	211,500	(0.8%)
Operating Expense	9,620	30,600	12,200	25,000	-	25,000	(18.3%)
Capital Outlay	2,445	-	-	-	-	-	na
Net Operating Budget	219,449	243,700	190,400	236,500	-	236,500	(3.0%)
Total Budget	219,449	243,700	190,400	236,500	-	236,500	(3.0%)
Total FTE	2.00	2.00	2.00	2.00	-	2.00	0 %

Program Funding Sources	FY 2007 Actual	FY 2008 Adopted	FY 2008 Forecast	FY 2009 Current	FY 2009 Expanded	FY 2009 Adopted	FY 2009 Change
Net Cost Road and Bridge	219,449	243,700	190,400	236,500	-	236,500	(3.0%)
Total Funding	219,449	243,700	190,400	236,500	-	236,500	(3.0%)

Current FY 08/09 – Transportation receives a fund level transfer (\$140,300) from Community Development Planning Fund (131) for Concurrency Management Services. This transfer represents no change from FY 08.

**Collier County Government
Fiscal Year 2009 Adopted Budget**

**Transportation Division
Transportation Planning
Trans Development Review (101)**

Mission Statement

Provide for the short and long-range concurrency planning needs and programming.

Program Summary	FY 2009 Total FTE	FY 2009 Budget	FY 2009 Revenues	FY 2009 Net Cost
Development Review	2.00	172,700	-	172,700
Review of rezones, conditional uses, site development plans, and other development issues for compliance with Board policies and directives.				
Current Level of Service Budget	2.00	172,700	-	172,700
Total Adopted Budget	2.00	172,700	-	172,700

Program Performance Measures	FY 2007 Actual	FY 2008 Budget	FY 2008 Forecast	FY 2009 Budget
% of projects required to provide site related operational improvements	-	50	50	50
% of Project Reviews completed on time	98.70	95.00	95.00	95.00

Program Budgetary Cost Summary	FY 2007 Actual	FY 2008 Adopted	FY 2008 Forecast	FY 2009 Current	FY 2009 Expanded	FY 2009 Adopted	FY 2009 Change
Personal Services	128,946	164,800	158,800	169,800	-	169,800	3.0%
Operating Expense	9,579	13,200	4,700	2,900	-	2,900	(78.0%)
Net Operating Budget	138,526	178,000	163,500	172,700	-	172,700	(3.0%)
Total Budget	138,526	178,000	163,500	172,700	-	172,700	(3.0%)
Total FTE	2.00	2.00	2.00	2.00	-	2.00	0 %

Program Funding Sources	FY 2007 Actual	FY 2008 Adopted	FY 2008 Forecast	FY 2009 Current	FY 2009 Expanded	FY 2009 Adopted	FY 2009 Change
Net Cost Road and Bridge	138,526	178,000	163,500	172,700	-	172,700	(3.0%)
Total Funding	138,526	178,000	163,500	172,700	-	172,700	(3.0%)

Current FY 08/09 – Transportation Operating Fund (101) receives transfer revenue (\$107,600) from Community Development Planning Fund (131) for services provided by Transportation Development Review. This transfer represents no change from FY 08.

**Collier County Government
Fiscal Year 2009 Adopted Budget**

**Transportation Division
Transportation Planning
Metropolitan Planning Org MPO (128)**

Mission Statement

Provide for the Metropolitan Planning Organization and other associated transportation management functions in Collier County as mandated by Federal, State and local laws (Federal Law: Title 23 USC; Federal Regulations: Title 23 CFR Part 450, Subpart C and 23 CFR Part 500, Subpart E; Florida Statute, Chapter 339.175 and Chapter 427,015, 49 CFR 27, 37, 38 and 29; Florida Statutes 316, 318, 322 and 427,015).

Program Summary	FY 2009 Total FTE	FY 2009 Budget	FY 2009 Revenues	FY 2009 Net Cost
Departmental Administration/Overhead	4.00	1,893,600	1,893,600	-
Funding for departmental administration and fixed departmental overhead.				
Current Level of Service Budget	4.00	1,893,600	1,893,600	-
Total Adopted Budget	4.00	1,893,600	1,893,600	-

Program Budgetary Cost Summary	FY 2007 Actual	FY 2008 Adopted	FY 2008 Forecast	FY 2009 Current	FY 2009 Expanded	FY 2009 Adopted	FY 2009 Change
Personal Services	153,387	-	-	-	-	-	na
Operating Expense	555,817	-	-	1,888,600	-	1,888,600	na
Capital Outlay	1,437	-	-	-	-	-	na
Net Operating Budget	710,641	-	-	1,888,600	-	1,888,600	na
Grants and Aid	11	-	-	-	-	-	na
Reserves For Contingencies	-	-	-	5,000	-	5,000	na
Total Budget	710,652	-	-	1,893,600	-	1,893,600	na
Total FTE	4.00	4.00	4.00	4.00	-	4.00	0 %

Program Funding Sources	FY 2007 Actual	FY 2008 Adopted	FY 2008 Forecast	FY 2009 Current	FY 2009 Expanded	FY 2009 Adopted	FY 2009 Change
Intergovernmental Revenues	703,825	-	-	-	-	-	na
Interest/Misc	43,333	-	-	-	-	-	na
Trans fm 111 MSTD Gen Fd	10,221	-	-	5,000	-	5,000	na
Carry Forward	60,762	-	-	1,888,600	-	1,888,600	na
Total Funding	818,141	-	-	1,893,600	-	1,893,600	na

This budget does not coincide with Collier County's fiscal year and is provided for illustration purposes only. The budget is presented to and is approved by the Board of County Commissioners through the budget amendment process.

Current FY 08/09 – Anticipated funds include a Federal MPO Grant for \$898,741. MPO Transportation Disadvantaged Grant is budgeted at \$23,810. MPO local funds are programmed at \$9,000.

Note:

During Collier County's final FY09 Public Budget Hearing held on September 18, 2008, the Board of County Commissioners (Board) adopted budget resolutions which recognized and appropriated estimated FY 08 year end balances of approved grant and capital project funds beginning October 1, 2008. In prior years, this action took place in the first month of the new budget year. This action was taken by the Board on September 18, 2008 to ensure that all continuing expense/expenditure appropriations would be available on the first day of the new fiscal year.

**Collier County Government
Fiscal Year 2009 Adopted Budget**

**Transportation Division
Reserves and Transfers**

Department Budgetary Cost Summar	FY 2007 Actual	FY 2008 Adopted	FY 2008 Forecast	FY 2009 Current	FY 2009 Expanded	FY 2009 Adopted	FY 2009 Change
Trans to 163 Baysh/Av Beaut Fd	40,000	40,000	40,000	40,000	-	40,000	0 %
Trans to 216 Debt Serv Fd	363,200	362,300	362,300	363,500	-	363,500	0.3%
Trans to 313 Gas Tax Cap Fd	500,000	-	-	-	-	-	na
Reserves For Contingencies	-	586,000	-	311,400	-	311,400	(46.9%)
Reserves For Cash Flow	-	50,000	-	50,000	-	50,000	0 %
Reserve for Attrition	-	(585,000)	-	-	-	-	(100.0%)
Total Budget	903,200	453,300	402,300	764,900	-	764,900	68.7%

Appropriations by Program	FY 2007 Actual	FY 2008 Adopted	FY 2008 Forecast	FY 2009 Current	FY 2009 Expanded	FY 2009 Adopted	FY 2009 Change
Total Net Budget	-	-	-	-	-	-	na
Total Transfers and Reserves	903,200	453,300	402,300	764,900	-	764,900	68.7%
Total Budget	903,200	453,300	402,300	764,900	-	764,900	68.7%

Department Funding Sources	FY 2007 Actual	FY 2008 Adopted	FY 2008 Forecast	FY 2009 Current	FY 2009 Expanded	FY 2009 Adopted	FY 2009 Change
Interest/Misc	43,837	-	-	-	-	-	na
Net Cost Road and Bridge	(21,960,728)	(21,553,400)	(22,729,300)	(20,092,600)	-	(20,092,600)	(6.8%)
Trans fm 001 Gen Fund	19,010,000	18,066,900	18,066,900	9,864,700	-	9,864,700	(45.4%)
Trans fm 111 MSTD Gen Fd	-	-	-	7,693,500	-	7,693,500	na
Trans fm 131 Dev Serv Fd	383,100	247,900	247,900	247,900	-	247,900	0 %
Trans fm 313 Gax Tax Cap Fd	554,500	604,600	604,600	450,700	-	450,700	(25.5%)
Trans fm 325 Stormwater Cap Fd	-	165,600	165,600	-	-	-	(100.0%)
Carry Forward	2,872,491	2,976,100	4,046,600	2,658,200	-	2,658,200	(10.7%)
Negative 5% Revenue Reserve	-	(54,400)	-	(57,500)	-	(57,500)	5.7%
Total Funding	903,200	453,300	402,300	764,900	-	764,900	68.7%

**Collier County Government
Fiscal Year 2009 Adopted Budget**

**Transportation Division
Reserves and Transfers
Transportation Fund (101)**

Program Summary	FY 2009 Total FTE	FY 2009 Budget	FY 2009 Revenues	FY 2009 Net Cost
N/A	-	764,900	20,857,500	-20,092,600
Current Level of Service Budget	-	764,900	20,857,500	-20,092,600
Total Adopted Budget	-	764,900	20,857,500	-20,092,600

Program Performance Measures	FY 2007 Actual	FY 2008 Budget	FY 2008 Forecast	FY 2009 Budget
Business Unit Measure #1	-	-	-	-
Business Unit Measure #2	-	-	-	-
Business Unit Measure #3	-	-	-	-
Business Unit Measure #4	-	-	-	-
Business Unit Measure #5	-	-	-	-

Program Budgetary Cost Summary	FY 2007 Actual	FY 2008 Adopted	FY 2008 Forecast	FY 2009 Current	FY 2009 Expanded	FY 2009 Adopted	FY 2009 Change
Trans to 163 Baysh/Av Beaut Fd	40,000	40,000	40,000	40,000	-	40,000	0 %
Trans to 216 Debt Serv Fd	363,200	362,300	362,300	363,500	-	363,500	0.3%
Trans to 313 Gas Tax Cap Fd	500,000	-	-	-	-	-	na
Reserves For Contingencies	-	586,000	-	311,400	-	311,400	(46.9%)
Reserves For Cash Flow	-	50,000	-	50,000	-	50,000	0 %
Reserve for Attrition	-	(585,000)	-	-	-	-	(100.0%)
Total Budget	903,200	453,300	402,300	764,900	-	764,900	68.7%

Program Funding Sources	FY 2007 Actual	FY 2008 Adopted	FY 2008 Forecast	FY 2009 Current	FY 2009 Expanded	FY 2009 Adopted	FY 2009 Change
Interest/Misc	43,837	-	-	-	-	-	na
Net Cost Road and Bridge	(21,960,728)	(21,553,400)	(22,729,300)	(20,092,600)	-	(20,092,600)	(6.8%)
Trans fm 001 Gen Fund	19,010,000	18,066,900	18,066,900	9,864,700	-	9,864,700	(45.4%)
Trans fm 111 MSTD Gen Fd	-	-	-	7,693,500	-	7,693,500	na
Trans fm 131 Dev Serv Fd	383,100	247,900	247,900	247,900	-	247,900	0 %
Trans fm 313 Gax Tax Cap Fd	554,500	604,600	604,600	450,700	-	450,700	(25.5%)
Trans fm 325 Stormwater Cap Fd	-	165,600	165,600	-	-	-	(100.0%)
Carry Forward	2,872,491	2,976,100	4,046,600	2,658,200	-	2,658,200	(10.7%)
Negative 5% Revenue Reserve	-	(54,400)	-	(57,500)	-	(57,500)	5.7%
Total Funding	903,200	453,300	402,300	764,900	-	764,900	68.7%

Debt Service Summary

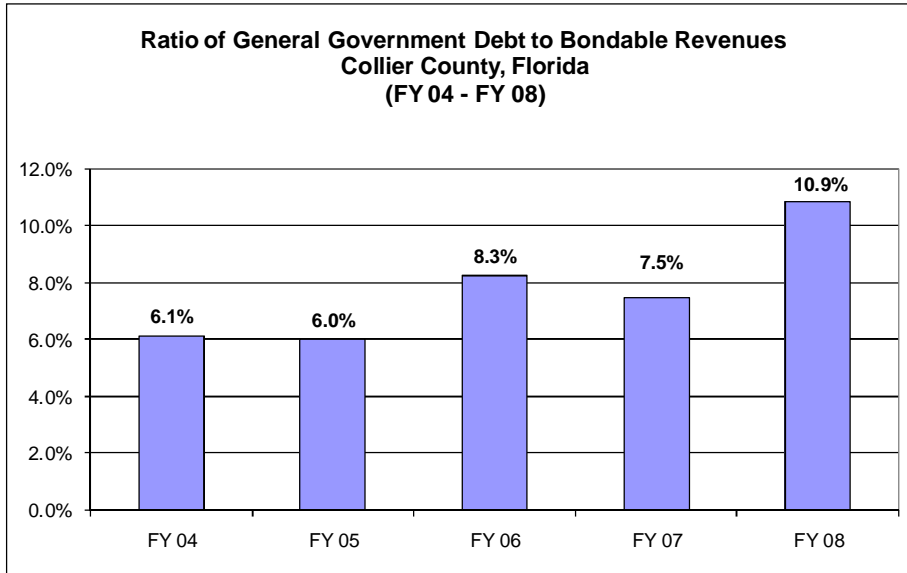
The Debt Service Section details budgets for the payment of principal and interest on borrowed funds. Funds are borrowed through issuance of general obligation or revenue bonds, commercial paper or the County's existing bank line of credit. General obligation bonds are secured by property taxes and can be issued only following a referendum, while revenue bonds pledged a limited revenue source such as sales or gas taxes to repayment. The budget for each debt service fund details the type of debt, the principal outstanding, and the revenue source that is pledged to retire the debt.

Summary of FY 09 Budgeted Principal and Interest Payments by Fund						
Fund Title	Fund #	Principal	Interest	Arbitrage Services	Fiscal Agent	
					Fees	Total
2002 Capital Improvement Revenue Bonds	(210)	\$2,345,000	\$1,468,000	\$5,000	\$0	\$3,818,000
Series 2003 and 2005 Gas Tax Revenue Bonds	(212)	\$6,660,000	\$7,922,500	\$9,500	\$7,000	\$14,599,000
Series 1994, 2002, and 2003 Capital Improvement Revenue Refunding	(215)	\$1,340,000	\$1,658,600	\$7,000	\$3,000	\$3,008,600
Series 2005 Capital Improvement and Refunding Revenue Bonds	(216)	\$5,520,000	\$7,108,600	\$3,500	\$1,000	\$12,633,100
Caribbean Gardens Debt Service	(220)	\$11,526,600	\$400,000	\$7,000	\$1,000	\$11,934,600
1997 Naples Park Area Stormwater Improvement Assessment Bonds	(226)	\$155,000	\$43,900	\$9,700	\$1,000	\$209,600
Pine Ridge/Naples Production Park Debt	(232)	\$0	\$0	\$0	\$0	\$0
Forest Lakes Roadway Limited General Obligation Bonds	(259)	\$325,000	\$231,200	\$3,500	\$1,000	\$560,700
Series 2005A, Conservation Collier Limited General Obligation Bonds	(272)	\$4,030,000	\$954,700	\$3,500	\$1,000	\$4,989,200
Bayshore/Gateway Triangle CRA (Wachovia Bank Letter of Credit)	(287)	\$0	\$500,000	\$0	\$0	\$500,000
Commercial Paper Debt	(299)	\$8,281,900	\$3,485,200	\$49,000	\$0	\$11,816,100
County Water /Sewer District Debt	(410)	\$10,824,200	\$10,395,400	\$29,800	\$12,000	\$21,261,400
Total		\$51,007,700	\$34,168,100	\$127,500	\$27,000	\$85,330,300

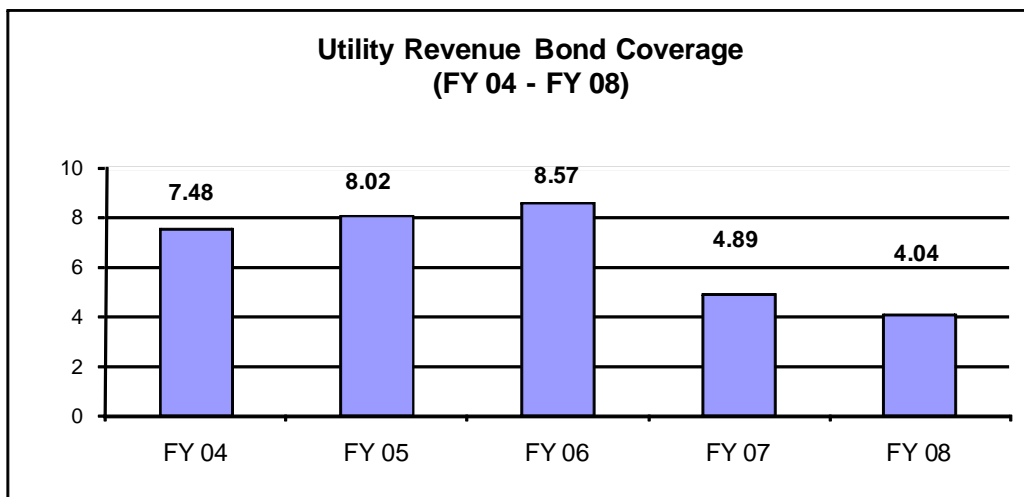
General government debt appropriations, including debt service reserves, amount to \$75.6 million in FY 09, while Utilities (enterprise fund) debt service appropriations amount to \$55.7 million. Historically, the County has purchased bond insurance in order to secure the lowest possible interest rate. As a result insured County bonds continue to receive an AAA rating.

Florida Statutes place no limitations on the application of revenues to debt service by local taxing authorities, but prudent fiscal management dictates a self-imposed level of restraint. The following policy regarding the issuance of debt was adopted in the Growth Management Plan. Collier County will not exceed a maximum ratio of total general government debt service to bondable revenues from current sources of 13%. Current bondable revenues are ad valorem taxes, communications services tax revenue, gas taxes, revenue sharing, impact fees, sales tax, tourist taxes, court facility fees, and charges for services in parks and recreation and community development. The ratio of total general government debt service to bondable revenues from current sources is 10.9% an increase of 3.4% from FY 07. This variance is due primarily to a significant decrease in impact fee revenue, development related fees and other general governmental bondable revenue sources. Along with the decrease in bondable revenues, the County completed several ongoing capital projects which increased significantly commercial paper borrowing. No additional future long-term bonded debt is contemplated at this time. The trend in this ratio is depicted below.

**Collier County Government
Fiscal Year 2009 Adopted Budget**



The enterprise funds operate under revenue bonding ratios set by the financial markets and are, therefore, excluded from this debt policy. The utility revenue bonds require coverage (net revenue consisting of user fees, special assessments, and system development charges divided by total debt service requirements) of 1.25. As demonstrated below, the actual coverage well exceeds the ratio required in the utility bond covenants.



Many, but not all, capital projects are funded on a cash basis. This is recognized in the Growth Management Plan policy regarding general obligation debt: Certain large scale projects of significant county-wide impact and cost would, if funded by current ad valorem taxes in the year of construction, result in an unacceptable millage rate. These projects may be proposed for general obligation bonding. The electorate may be asked through referendum to approve the borrowing of funds for the projects and the levy of ad valorem taxes to pay the resulting debt service. The defeat of a referendum on any or all of the projects will result in a lowering of the Level of Service Standard for related facilities. Any capital projects financed by borrowing money shall have a repayment period limited to the useful life of the asset.

**Collier County Government
Fiscal Year 2009 Adopted Budget**

Bond Refinancing

The County's Finance Committee, consisting of key County financial management staff and the County's Financial Advisor, explore the possibility of savings to be generated through refinancing existing bond issues. Depending on market conditions, bond refunding/refinancing may be recommended by the Finance Committee. The net present value savings generated by any proposed refinancing shall be a minimum of 5%. As a general rule, savings generated by refinancing shall be utilized to reduce future debt service payments.

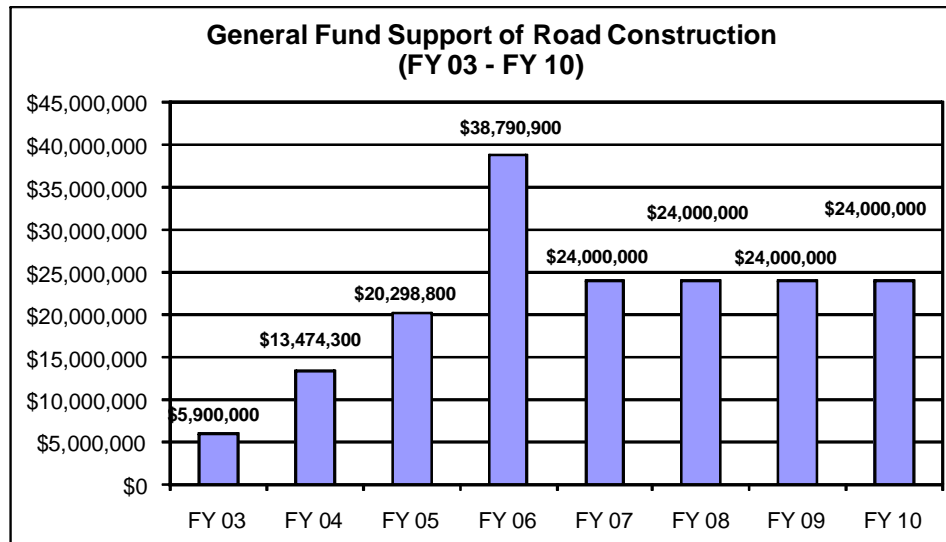
Interim Financing

Collier County may also borrow funds on an interim basis to fund capital projects. In instances where interim financing is recommended, a repayment source shall be identifies and the financing source that has the lowest total cost shall be employed.

Impact of Bonding on Current and Future Operations

Road Construction Program

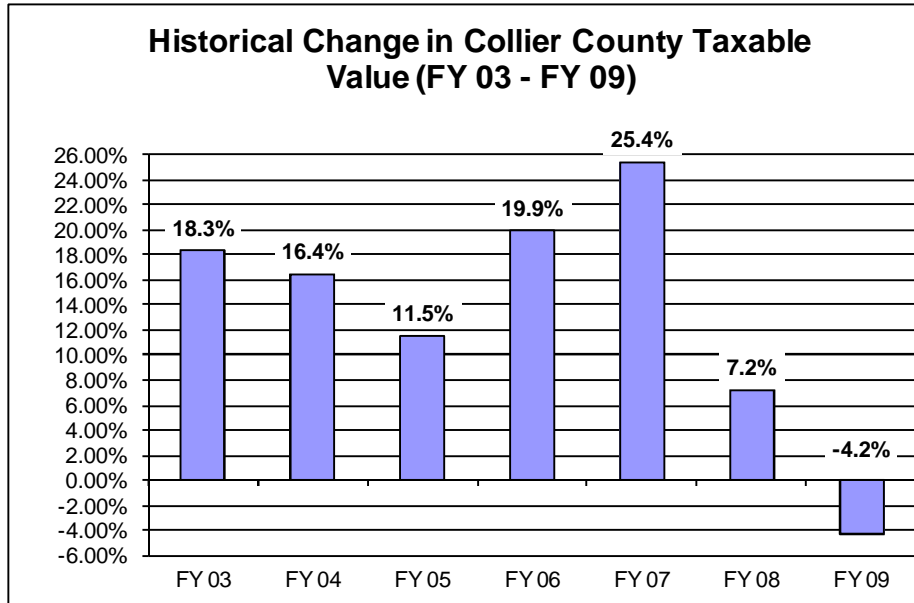
The adopted road-financing plan (approved by the Board of County Commissioners following the defeat of an infrastructure sales tax referendum) required bonding all of the County's available gas tax capacity. Gas tax revenues were previously used to fund the road construction program on a pay as you go basis. The Board also committed to using General Fund ad valorem taxes as a revenue stream in the road construction program. The magnitude of the commitment (backfilling for the gas tax revenue now committed to debt repayment) is highlighted in the following graph. The FY 06 General Fund transfer to road construction included \$14.1 million accumulated in reserves over the past few budget cycles, while there were extraordinary increases in taxable value. The General Fund support of the road program is expected to be maintained at \$24.0 million annually, as there will be a large future requirement for road resurfacing due to the level of new lane miles added to the road network in Collier County in recent years, as well as a need to address bridge maintenance in the Golden Gate Estates area. Obviously, these funds would otherwise have been available to fund additional capital projects, new programs, or reduce the millage rate. The softening real estate market and declining taxable values will challenge the County's future ability to commit General Fund resources – at the current level – toward roadway construction and maintenance.



Prior to considering any new or enhanced programs, the Board, in previous budget years, committed to using growth tax revenues from rapidly escalating property values (new construction and increased value of existing properties) to meet the requirements of the road construction program. However, the recent downward trend

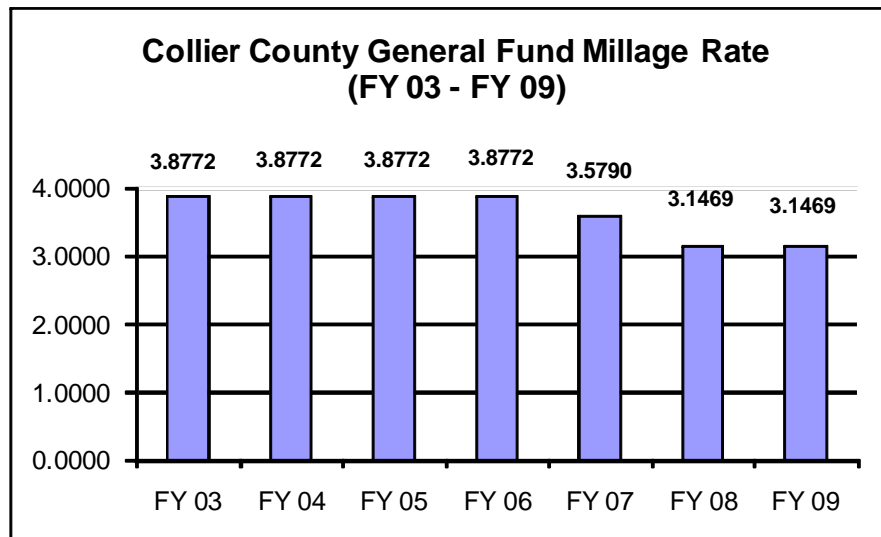
**Collier County Government
Fiscal Year 2009 Adopted Budget**

in taxable value will likely mean a reduced property tax investment in the road program. The annual change in Collier County taxable value is depicted in the following graph.



This has impacted County operations in a number of ways. In spite of the rapidly escalating property values in Collier County, the General Fund millage rate was maintained at a constant level during the period from FY 03 through FY 06. If the infrastructure sales tax had been approved, there would have been greater flexibility in “rolling back” the millage rate to adjust for the increasing value of existing property.

Due to the magnitude of the increases in taxable value from FY 03 through FY 07, budget policy development in FY 08 emphasized rolling back the millage rate for any increase in taxable value above 10%. The softening of the real estate market resulted in only a 7.2% increase in taxable value in FY 08. However, consistent with the requirements of tax reform legislation, the General Fund millage rate was reduced to 3.1469 in FY 08. For FY 09, the Board adopted a millage neutral policy guidance – despite the continued downward trend in taxable value. This guidance was predicated upon Collier County’s overwhelming support of Amendment One and the desire to see a reduction in property taxes.



General Government Capital Projects

General government capital projects are included in the General Fund. Projects include renovations to existing facilities and new general government facilities for which there is no established impact fee. The annual funding allocation for General Fund capital projects is equivalent in dollars to 0.3333 mills. As the County's taxable value increased, the allocation for General Fund capital projects also increased. Likewise, as taxable values decline (recent trend), this allocation will decrease. Projects financed with Commercial Paper loans in FY 08 include the Sheriff's special fleet facility, completion of the top three floors of the Courthouse Annex building, four (4) EMS stations and ambulances, Fleet maintenance facility, 800 MHz radio system upgrade, outfitting the Emergency Services Center, construction of the South Regional Library, and expansion of the Golden Gate Library. The operational cost of these facilities must be absorbed within the General Fund in future years. However, costs will be offset partially by a reduction in lease space currently occupied. The total commercial paper principal outstanding at September 30, 2008 totaled \$86,725,000. For FY 09 and the out-years, no new capital projects are planned for commercial paper financing. The effort will focus on payoff of existing obligations.

Sales tax revenue not pledged for debt service is available for general government operations. As a self-imposed restraint to limit impacts to operations, any future sales tax debt to be incurred will be absorbed within the General Fund allocation for capital projects. The Government Facilities impact fee and Law Enforcement impact fee also provide greater financial flexibility. In addition, while the sales tax is pledged as the repayment source for the North Naples Regional Park, park impact fees will be used to repay the debt associated with this project, as it is entirely growth-related.

The bulk of budgeted bond/loan proceeds budgeted in FY 09 is to finance construction of water and wastewater plants, additional raw water wells, and system redundancy to ensure adequate capacity exists to serve the population that swells during the winter tourist season. These bonds will have implications for future water and wastewater user charges, as well as water and wastewater impact fees. User fees support the full operating costs of the system, and impact fees are updated to reflect updated construction costs. In updating water and wastewater master plans, the County works with a utility rate consultant to update the anticipated fee structure for both operating revenues and impact fees. This provides the County Commission with the entire financial picture when approval for the updated master plans is sought.

**COLLIER COUNTY, FLORIDA
NOTES TO THE FINANCIAL STATEMENTS
SEPTEMBER 30, 2008**

DRAFT

NOTE 6 - LONG-TERM OBLIGATIONS

SUMMARY OF CHANGES IN LONG-TERM OBLIGATIONS

The following is a summary of changes in long-term obligations for the year ended September 30, 2008:

	000's Omitted					
	October 1, 2007	Additions	Reductions	Premium or Discount/Loss Amortized, net	September 30, 2008	Due within one year
Governmental Activities:						
Bonds and Loans Payable	\$ 509,906	75,877	(42,936)	(1,003)	541,844	22,170
Arbitrage Rebate	214	-	-	-	214	-
Capital Lease Obligations	897	-	(144)	-	753	154
Self-Insurance Claims	11,571	544	(1,829)	-	10,286	5,513
Compensated Absences	19,363	8,460	(6,648)	-	21,175	10,041
Total	<u>\$ 541,951</u>	<u>84,881</u>	<u>(51,557)</u>	<u>(1,003)</u>	<u>574,272</u>	<u>37,878</u>
Business-type Activities:						
Bonds and Loans Payable	\$ 270,080	2,401	(10,110)	169	262,540	11,087
Notes Payable	138	2	(67)	-	73	73
Arbitrage Rebate	1,223	-	-	-	1,223	-
Capital Lease Obligations	68	592	(42)	-	618	126
Landfill Closure Liability	2,965	-	(1,150)	-	1,815	-
Compensated Absences	2,107	1,715	(1,639)	-	2,183	1,746
Total	<u>\$ 276,581</u>	<u>4,710</u>	<u>(13,008)</u>	<u>169</u>	<u>268,452</u>	<u>13,032</u>

**COLLIER COUNTY, FLORIDA
NOTES TO THE FINANCIAL STATEMENTS
SEPTEMBER 30, 2008**

DRAFT

NOTE 6 - LONG-TERM DEBT - CONTINUED

DESCRIPTIONS OF BOND ISSUES AND NOTES PAYABLE

Bonds, loans and notes payable at September 30, 2008 were composed of the following:

Governmental Activities Limited General Obligation Bonds

\$32,815,000 2005A Limited General Obligation Bonds, Conservation Collier Program, due in annual installments of \$3,285,000 to \$4,805,000 through January 1, 2013; interest at 3.00% to 5.00%.	\$21,915,000
\$6,215,000 2007 Limited General Obligation Bonds, Forest Lakes Roadway and Drainage Municipal Service Taxing Unit, due in installments of \$300,000 to \$540,000 through January 1, 2022; interest at 3.75% to 4.25%.	5,915,000
Total Governmental Activities Limited General Obligation Bonds	<u>27,830,000</u>

Governmental Activities Revenue Bonds

\$47,430,000 2002 Capital Improvement Revenue Bonds due in annual installments of \$1,780,000 to \$2,830,000 through October 1, 2016; interest at 1.60% to 5.00%.	32,520,000
\$49,360,000 2003 Capital Improvement and Refunding Revenue Bonds due in annual installments of \$1,130,000 to \$2,570,000 through October 1, 2033; interest at 2.00% to 4.75%.	39,625,000
\$167,200,000 2005 Capital Improvement and Refunding Revenue Bonds due in annual installments of \$2,035,000 to \$7,240,000 through October 1, 2035; interest at 2.25% to 5.00%.	154,795,000
\$102,125,000 2003 Gas Tax Revenue Bonds, due in annual installments of \$1,495,000 to \$6,865,000 through June 1, 2023; interest at 2.00% to 5.25%.	71,960,000
\$96,255,000 2005 Gas Tax Revenue Bonds, due in annual installments of \$445,000 to \$13,985,000 through June 1, 2025; interest at 3.00% to 5.00%.	94,565,000
\$1,870,000 1997 Naples Park Area Stormwater Improvement Assessment Bonds due in annual installments of \$75,000 to \$185,000 through September 1, 2012; interest at 6.45% fixed rate.	680,000
Total Governmental Activities Revenue Bonds	<u>394,145,000</u>

**COLLIER COUNTY, FLORIDA
NOTES TO THE FINANCIAL STATEMENTS
SEPTEMBER 30, 2008**

DRAFT

NOTE 6 - LONG-TERM DEBT - CONTINUED

DESCRIPTIONS OF BOND ISSUES AND NOTES PAYABLE - CONTINUED

Governmental Activities Loans Payable

\$111,346,000 Commercial Paper issued by the Florida Local Government Finance Commission Pooled Commercial Paper Program, due in installments of \$11,235,000 to \$74,325,000 through December 4, 2012; monthly variable rate for the current fiscal year of 3.60% to 1.52%, collateralized by non ad valorem revenue.	\$85,560,000
\$12,240,000 Florida Department of Transportation State Infrastructure Bank Loan, due in annual installments of \$1,795,200 to \$4,840,889 through October 1, 2012; interest at 2.0%.	12,240,000
\$7,000,000 Bayshore Gateway Community Redevelopment Agency Taxable Non-Revolving Line of Credit, due July 1, 2011; quarterly variable interest for the current fiscal year end of 5.49%.	<u>5,901,000</u>
Total Governmental Activities Loans Payable	<u>103,701,000</u>
Total Governmental Activities Obligations	<u>\$525,676,000</u>
Unamortized Bond Discount	\$(562,735)
Unamortized Bond Premium	17,107,361
Deferred Loss on Bond Refunding	<u>(376,879)</u>
Governmental Activities Obligations, Net	541,843,747
Less Current Portion of Governmental Activities Obligations	<u>(22,170,200)</u>
Long-Term Portion of Governmental Activities Obligations, Net	<u>\$519,673,547</u>

Business-type Activities Revenue Bonds

\$13,720,000 2003A Taxable County Water and Sewer Refunding Revenue Bonds due in annual installments of \$740,000 to \$2,715,000 through July 1, 2009; interest at 2.00% to 3.375%.	\$740,000
\$33,630,000 2003B County Water and Sewer Refunding Revenue Bonds due in annual installments of \$1,410,000 to \$4,125,000 through July 1, 2021; interest at 4.25% to 5.50%.	33,630,000
\$6,605,000 1999A Collier County Water and Sewer Refunding Revenue Bonds due in annual installments of \$35,000 to \$1,035,000 through July 1, 2010; interest at 3.00% to 4.25%.	1,540,000

**Collier County Government
Fiscal Year 2009 Adopted Budget**

**COLLIER COUNTY, FLORIDA
NOTES TO THE FINANCIAL STATEMENTS
SEPTEMBER 30, 2008**

DRAFT

NOTE 6 - LONG-TERM DEBT - CONTINUED

DESCRIPTIONS OF BOND ISSUES AND NOTES PAYABLE – CONTINUED

\$22,855,000 1999B Collier County Water and Sewer Refunding Revenue Bonds due in annual installments of \$950,000 to \$1,875,000 through July 1, 2016; interest at 4.00% to 5.125%.	\$12,810,000
\$110,165,000 2006 Collier County Water and Sewer Revenue Bonds due in annual installments of \$2,310,000 to \$8,695,000, commencing July 1, 2017 through July 1, 2036; interest at 4.00% to 5.00%.	<u>110,165,000</u>
Total Business-type Activities Revenue Bonds	<u>158,885,000</u>

Business-type Activities Loans and Notes Payable

\$166,580 County Water and Sewer District agreement with private developer payable through use of water and sewer system development fee credits. Non interest bearing agreement.	72,707
\$14,547,667 County Water and Sewer District State Revolving Fund Loan, interest payable at 4.25% payable in 20 semiannual payments commencing October 1, 1992.	3,829,418
\$13,292,898 County Water and Sewer District State Revolving Fund Loan, interest payable at 2.65% payable in 40 semiannual payments commencing January 15, 1999.	7,722,455
\$22,238,677 County Water and Sewer District State Revolving Fund Loan, interest payable at 3.05% payable in 40 semiannual payments commencing November 15, 2001.	15,594,001
\$5,160,675 County Water and Sewer District State Revolving Fund Loan, interest payable at 3.05% payable in 40 semiannual payments commencing October 15, 2004.	4,362,272
\$6,560,956 County Water and Sewer District State Revolving Fund Loan, interest payable at 3.05% payable in 40 semiannual payments commencing January 15, 2005.	5,542,177

Collier County Government
Fiscal Year 2009 Adopted Budget

COLLIER COUNTY, FLORIDA
NOTES TO THE FINANCIAL STATEMENTS
SEPTEMBER 30, 2008

\$29,224,004 County Water and Sewer District State Revolving Fund Loan, interest payable at 2.95% payable in 40 semiannual payments commencing June 15, 2006.	\$26,430,765
\$10,525,509 County Water and Sewer District State Revolving Fund Loan, interest payable at 2.90% payable in 40 semiannual payments commencing September 15, 2006.	9,120,428
\$6,895,629 County Water and Sewer District State Revolving Fund Loan, interest payable at 2.96% payable in 40 semiannual payments commencing July 15, 2009.	1,137,883
\$5,445,223 County Water and Sewer District State Revolving Fund Loan, interest payable at 2.92% payable in 40 semiannual payments commencing December 15, 2005.	4,838,273
\$5,188,500 County Water and Sewer District State Revolving Fund Loan, interest payable at 2.74% payable in 40 semiannual payments commencing November 15, 2007.	3,599,671
\$7,123,496 County Water and Sewer District State Revolving Fund Loan, interest payable at 2.75% payable in 40 semiannual payments commencing April 15, 2008.	4,875,876
\$11,476,700 County Water and Sewer District State Revolving Fund Loan, interest payable at 2.64% payable in 40 semiannual payments commencing August 15, 2008.	8,264,582

**COLLIER COUNTY, FLORIDA
NOTES TO THE FINANCIAL STATEMENTS
SEPTEMBER 30, 2008**

\$11,478,810 County Water and Sewer District State Revolving Fund Loan, interest payable at 2.64% payable in 40 semiannual payments commencing October 15, 2009.	<u>\$8,448,629</u>
\$3,294,890 County Water and Sewer District State Revolving Fund Loan, interest payable at 2.79% payable in 40 semiannual payments commencing December 15, 2009.	<u>64,059</u>
Total Business-type Activities Loans and Notes Payable	<u>103,903,196</u>
Total Business-type Activities Obligations	<u>262,788,196</u>
Unamortized Bond Discount	(778,902)
Unamortized Bond Premium	5,030,629
Deferred Loss on Bond Refunding	<u>(4,427,385)</u>
Business-type Activities Obligations (Net)	262,612,538
Less Current Portion of Business-type Activities Obligations Payable from Unrestricted Assets	(11,087,179)
Less Current Portion of Business-type Activities Obligations Payable from Restricted Assets	<u>(72,707)</u>
Long-Term Portion of Business-type Activities Obligations (Net)	<u>\$251,452,652</u>

**Collier County Government
Fiscal Year 2009 Adopted Budget**

**COLLIER COUNTY, FLORIDA
NOTES TO THE FINANCIAL STATEMENTS
SEPTEMBER 30, 2008**

DRAFT

NOTE 6 - LONG-TERM DEBT – CONTINUED

SUMMARY OF DEBT SERVICE REQUIREMENTS TO MATURITY

The total annual debt service requirements to maturity of long-term debt, excluding compensated absences, capitalized leases, premiums, discounts and arbitrage rebate liability, are as follows:

Governmental Activities							
Fiscal Year	Limited General Obligation Bonds		Revenue Bonds		Loans and Notes Payable		Totals
	Principal	Interest	Principal	Interest	Principal	Interest	
2009	\$ 4,355,000	1,185,881	16,020,000	18,201,347	1,795,200	3,718,845	45,276,273
2010	4,490,000	1,009,213	16,550,000	17,637,168	1,831,104	3,682,941	45,200,426
2011	4,705,000	783,650	17,120,000	17,004,707	7,768,726	3,579,933	50,962,016
2012	4,940,000	546,994	17,900,000	16,214,913	13,140,081	3,006,369	55,748,357
2013	5,185,000	298,525	17,590,000	15,390,381	79,165,889	654,256	118,284,051
2014-18	2,125,000	650,675	83,925,000	65,225,725	-	-	151,926,400
2019-23	2,030,000	177,225	102,815,000	42,612,067	-	-	147,634,292
2024-28	-	-	64,960,000	19,036,657	-	-	83,996,657
2029-33	-	-	36,215,000	9,199,366	-	-	45,414,366
2034-38	-	-	21,050,000	1,381,536	-	-	22,431,536
Totals	\$27,830,000	4,652,163	394,145,000	221,903,867	#####	#####	766,874,374

Business-type Activities					
Fiscal Year	Revenue Bonds		Loans and Notes Payable		Totals
	Principal	Interest	Principal	Interest	
2009	\$ 4,905,000	7,357,974	6,254,886	2,774,282	21,292,142
2010	5,125,000	7,138,343	6,106,429	2,835,302	21,205,074
2011	4,885,000	6,895,082	6,231,370	2,646,300	20,657,752
2012	5,125,000	6,658,256	6,426,429	2,451,244	20,660,929
2013	5,380,000	6,409,782	5,567,145	2,249,928	19,606,855
2014-18	23,130,000	28,180,744	30,377,830	8,707,538	90,396,112
2019-23	22,200,000	23,213,276	27,387,040	4,339,307	77,139,623
2024-28	27,975,000	17,442,700	14,978,616	926,278	61,322,594
2029-33	35,170,000	10,245,062	573,451	11,837	46,000,350
2034-38	24,990,000	2,256,373	-	-	27,246,373
Totals	#####	115,797,592	103,903,196	26,942,016	405,527,804

LEGAL DEBT MARGIN

The Constitution of the State of Florida and the Florida Statutes set no legal debt limit.

**COLLIER COUNTY, FLORIDA
NOTES TO THE FINANCIAL STATEMENTS
SEPTEMBER 30, 2008**

NOTE 6 - LONG-TERM DEBT – CONTINUED

RESTRICTIVE COVENANTS

According to the official statements and County resolutions authorizing the issuance of the Series 2002, 2003 and 2005 Capital Improvement Revenue and Refunding Revenue Bonds, as well as the Series 2003 and 2005 Gas Tax Revenue Bonds, the issues are payable from and secured by liens on the local government half-cent sales tax and gas tax revenues, respectively.

The covenants of the loan agreement authorizing the Florida Local Government Finance Commission loans include appropriation in the annual budget amounts of non ad valorem revenues or other legally available funds sufficient to satisfy the loan repayments.

Tax increment revenues are pledged for the repayment of the Bayshore Gateway Community Redevelopment Agency's taxable, non-revolving line of credit. Tax increment collections were \$2,293,300 for the period ended September 30, 2008. Tax increment revenues must cover annual debt service requirements by 150%. In the opinion of management the agency was in compliance with this covenant for the year ended September 30, 2008.

Water and sewer revenue bonds are payable solely from and secured by a first lien upon and pledge of the net revenues and certain other fees and charges derived from the operation of the County's water and sewer system. The pledge of the net revenues derived by the County from the operation of the water and sewer system does not constitute a lien upon the water and sewer system or any other property of the County. The covenants of the resolutions authorizing the County Water and Sewer District Bonds, Series 2006, 2003A, 2003B, 1999A and 1999B include, among other things, an obligation for the County to fix, establish and maintain such rates and collect such fees, rentals or other charges for the services and facilities of the water and sewer system, and to revise the same from time to time whenever necessary, so as to always provide in each year net revenues, as defined in the resolutions authorizing the revenue bonds, which together with the system development fees and special assessment proceeds received in each fiscal year shall be adequate to pay at least 125% of the annual debt service requirements for the Water and Sewer Bonds; provided, however, that net revenues in each fiscal year shall be adequate to pay at least 100% of the annual debt service for the bonds. In addition, bond covenants require a renewal and replacement amount equal to \$300,000 to be set aside in the County Water and Sewer District Funds. In the opinion of management, the water and sewer funds were in compliance with these covenants for the year ended September 30, 2008.

The Collier County Water and Sewer District has several State Revolving Fund loans outstanding with the Florida Department of Environmental Protection. These loans are collateralized by a lien on pledged revenues consisting of net revenues from the operations of the County Water and Sewer System and system development fees. The lien shall be subordinate in all respects to liens placed upon pledged revenues established by bonded indebtedness. The County Water and Sewer District shall maintain rates and charges for services which together with system development fees sufficient to pay 115% of the annual debt service requirements on the loans, as well as satisfy the coverage requirements of all senior debt obligations.

INTEREST CAPITALIZED

Interest costs on long-term debt, including capitalized leases, incurred and capitalized during the year ended September 30, 2008 were as follows:

	Total Interest Cost Incurred	Interest Cost Capitalized	Net Interest Expense
Business-type Activities	\$10,594,366	1,710,416	8,883,950

**COLLIER COUNTY, FLORIDA
NOTES TO THE FINANCIAL STATEMENTS
SEPTEMBER 30, 2008**

NOTE 6 - LONG-TERM DEBT – CONTINUED

LEASE OBLIGATIONS

Capitalized leases payable at September 30, 2008 amounted to \$1,370,425. These obligations, which are collateralized by equipment and vehicles, have annual installments ranging from \$113,150 to \$345,780 including interest ranging from 4.26% to 7.45% and mature through 2015.

Future minimum capital lease obligations as of September 30, 2008 were as follows:

	Governmental Activities	Business-type Activities	Total
2009	\$ 194,439	151,341	345,780
2010	190,660	151,341	342,001
2011	190,660	151,341	342,001
2012	77,920	131,773	209,693
2013	77,920	98,830	176,750
2014 - 16	113,150	-	113,150
Total minimum lease payments	844,749	684,626	1,529,375
Less amount representing interest	(92,209)	(66,741)	(158,950)
Present value of minimum lease payments	\$ 752,540	617,885	1,370,425

NOTE 7 - CONDUIT DEBT OBLIGATIONS

COMPONENT UNIT CONDUIT DEBT

The Industrial Development Authority, Housing Finance Authority, Health Facilities Authority and Educational Facilities Authority, all component units of Collier County, issue debt instruments for the purpose of providing capital financing to independent third parties. Industrial development revenue bonds have been issued to provide financial assistance to public entities for the acquisition and construction of industrial and commercial facilities. Housing revenue bonds have been issued for the purpose of financing the development of multi-family residential rental communities. The health facility revenue bonds were issued to provide financing for the construction of health park facilities. The educational facility revenue bonds were used to provide financing for the construction of educational facilities. These bonds were secured by the financed property, a letter of credit or a corporate guarantee. The primary revenues pledged to pay the debt are those revenues derived from the project or facilities constructed. Neither the issuer, nor the County is obligated in any manner for repayment of the bonds. Therefore, the bonds are not reported as liabilities in the accompanying financial statements.

As of September 30, 2008 the outstanding principal amount payable on all component unit conduit debt was \$311,648,943 and is made up of the following:

Industrial development revenue bonds	\$ 64,307,428
Housing revenue bonds	73,520,000
Health facilities revenue bonds	89,190,000
Educational facilities revenue bonds	84,631,515
Total	\$ 311,648,943

**COLLIER COUNTY, FLORIDA
NOTES TO THE FINANCIAL STATEMENTS
SEPTEMBER 30, 2008**

DRAFT

NOTE 8 - DEFEASED DEBT

The County has defeased certain outstanding bond issues by placing the proceeds of new bonds in irrevocable trusts to provide for all future debt service payments on the defeased debt. Accordingly, the trust accounts and the defeased bonds are not included in the County's financial statements. At September 30, 2008 the following issues were considered defeased:

<u>Governmental Activities</u>	<u>Original Debt Defeased</u>	<u>Defeased Bonds Outstanding</u>
1986 Capital Improvement Program Revenue Bonds, Sub-Series 5 Mode A	\$ 12,245,000	4,595,000
2003 Capital Improvement and Refunding Revenue Bonds	4,360,000	4,265,000
Total Governmental Activities Defeased Debt	\$ 16,605,000	8,860,000
<u>Business-type Activities</u>	<u>Original Debt</u>	<u>Defeased Bonds Outstanding</u>
1983 County Water and Sewer District Refunding Bonds	\$ 22,000,000	6,770,000

**Collier County Government
Fiscal Year 2009 Adopted Budget**

Debt Service

Division Budgetary Cost Summary	FY 2007 Actual	FY 2008 Adopted	FY 2008 Forecast	FY 2009 Current	FY 2009 Expanded	FY 2009 Adopted	FY 2009 Change
Operating Expense	37,656	10,900	9,700	10,900	-	10,900	0 %
Arbitrage Services	29,385	92,500	78,300	88,000	-	88,000	(4.9%)
Debt Service	9,746,911	3,631,800	16,800	15,000	-	15,000	(99.6%)
Debt Service - Principal	36,840,000	42,482,100	42,135,900	40,183,500	-	40,183,500	(5.4%)
Debt Service - Interest	22,706,670	22,809,800	22,927,000	23,772,700	-	23,772,700	4.2%
Total Net Budget	69,360,623	69,027,100	65,167,700	64,070,100	-	64,070,100	(7.2)%
Non Cash Year End Entry	(88,966)	-	-	-	-	-	na
Trans to Property Appraiser	94,472	111,000	107,700	166,200	-	166,200	49.7%
Trans to Tax Collector	246,090	521,200	424,600	451,300	-	451,300	(13.4%)
Trans to 210 Debt Serv Fd	2,436,400	-	-	-	-	-	na
Trans to Cap Proj	-	-	-	494,000	-	494,000	na
Reserves For Debt Service	-	4,518,800	-	4,356,400	-	4,356,400	(3.6%)
Reserves For Capital	-	5,988,800	-	6,115,800	-	6,115,800	2.1%
Total Budget	72,048,619	80,166,900	65,700,000	75,653,800	-	75,653,800	(5.6)%

Appropriations by Department	FY 2007 Actual	FY 2008 Adopted	FY 2008 Forecast	FY 2009 Current	FY 2009 Expanded	FY 2009 Adopted	FY 2009 Change
General Governmental Debt	69,360,623	69,027,100	65,167,700	64,070,100	-	64,070,100	(7.2%)
Total Net Budget	69,360,623	69,027,100	65,167,700	64,070,100	-	64,070,100	(7.2)%
General Governmental Debt	2,687,996	11,139,800	532,300	11,583,700	-	11,583,700	4.0%
Total Transfers and Reserves	2,687,996	11,139,800	532,300	11,583,700	-	11,583,700	4.0%
Total Budget	72,048,619	80,166,900	65,700,000	75,653,800	-	75,653,800	(5.6)%

**Collier County Government
Fiscal Year 2009 Adopted Budget**

Debt Service

Division Funding Sources	FY 2007 Actual	FY 2008 Adopted	FY 2008 Forecast	FY 2009 Current	FY 2009 Expanded	FY 2009 Adopted	FY 2009 Change
Ad Valorem Taxes	11,158,634	18,482,200	17,789,400	17,805,300	-	17,805,300	(3.7%)
Delinquent Ad Valorem Taxes	2,588	-	200	200	-	200	na
Interest/Misc	865,941	51,000	293,600	254,900	-	254,900	399.8%
Assessments	1,167,713	1,049,200	875,600	890,400	-	890,400	(15.1%)
Loan Proceeds	37,372	-	24,600	-	-	-	na
Bond Proceeds	-	-	-	-	-	-	na
Trans frm Property Appraiser	12,847	-	-	-	-	-	na
Trans frm Tax Collector	120,201	-	100,000	50,000	-	50,000	na
Trans fm 001 Gen Fund	7,160,345	7,418,800	7,418,800	8,267,800	-	8,267,800	11.4%
Trans fm Special Rev Fds	538,709	3,215,000	3,202,300	-	-	-	(100.0%)
Trans fm 101 Transp Op Fd	363,200	362,300	362,300	363,500	-	363,500	0.3%
Trans fm 113 Comm Dev Fd	6,569,278	254,100	254,100	253,700	-	253,700	(0.2%)
Trans fm 172 Conserv Collier Fd	4,933,300	-	-	-	-	-	na
Trans fm 187 Bayshore Redev Fd	237,152	500,000	320,000	500,000	-	500,000	0 %
Trans fm 195 TDC Cap Fd	538,709	3,218,500	3,202,300	-	-	-	(100.0%)
Trans fm Debt Serv Fds	2,436,400	-	-	-	-	-	na
Trans fm Capital Proj Fds	2,315,976	340,000	340,000	509,800	-	509,800	49.9%
Trans fm 301 Co Wide Cap Fd	216,100	600,900	600,900	-	-	-	(100.0%)
Trans fm 313 Gax Tax Cap Fd	14,614,100	13,962,800	13,962,800	13,873,600	-	13,873,600	(0.6%)
Trans fm 325 Stormwater Cap Fd	-	940,700	940,700	943,900	-	943,900	0.3%
Trans fm 346 Pks Unincorp Cap Fd	3,034,700	3,118,600	3,118,600	2,945,100	-	2,945,100	(5.6%)
Trans fm 350 EMS Cap Fd	459,500	1,672,100	884,200	556,300	-	556,300	(66.7%)
Trans fm 355 Library Cap Fd	472,300	1,985,700	1,787,400	1,976,900	-	1,976,900	(0.4%)
Trans fm 381 Correctional Cap Fd	1,953,300	1,954,600	1,954,600	1,954,700	-	1,954,700	0 %
Trans fm 385 Law Enforc Cap Fd	715,000	4,449,300	4,246,800	7,503,200	-	7,503,200	68.6%
Trans fm 390 Gen Gov Fac Cap Fd	4,073,100	6,262,700	4,132,300	6,356,900	-	6,356,900	1.5%
Carry Forward	19,617,275	11,315,000	11,548,100	11,619,000	-	11,619,000	2.7%
Negative 5% Revenue Reserve	-	(986,600)	-	(971,400)	-	(971,400)	(1.5%)
Total Funding	83,613,741	80,166,900	77,359,600	75,653,800	-	75,653,800	(5.6%)

Division Position Summary	FY 2007 Actual	FY 2008 Adopted	FY 2008 Forecast	FY 2009 Current	FY 2009 Expanded	FY 2009 Adopted	FY 2009 Change
General Governmental Debt	0.01	-	-	-	-	-	na
Total FTE	0.01	-	-	-	-	-	na %

**Collier County Government
Fiscal Year 2009 Adopted Budget**

**Debt Service
General Governmental Debt**

Department Budgetary Cost Summar	FY 2007 Actual	FY 2008 Adopted	FY 2008 Forecast	FY 2009 Current	FY 2009 Expanded	FY 2009 Adopted	FY 2009 Change
Operating Expense	37,656	10,900	9,700	10,900	-	10,900	0 %
Arbitrage Services	29,385	92,500	78,300	88,000	-	88,000	(4.9%)
Debt Service	9,746,911	3,631,800	16,800	15,000	-	15,000	(99.6%)
Debt Service - Principal	36,840,000	42,482,100	42,135,900	40,183,500	-	40,183,500	(5.4%)
Debt Service - Interest	22,706,670	22,809,800	22,927,000	23,772,700	-	23,772,700	4.2%
Net Operating Budget	69,360,623	69,027,100	65,167,700	64,070,100	-	64,070,100	(7.2%)
Non Cash Year End Entry	(88,966)	-	-	-	-	-	na
Trans to Property Appraiser	94,472	111,000	107,700	166,200	-	166,200	49.7%
Trans to Tax Collector	246,090	521,200	424,600	451,300	-	451,300	(13.4%)
Trans to 210 Debt Serv Fd	2,436,400	-	-	-	-	-	na
Trans to Cap Proj	-	-	-	494,000	-	494,000	na
Reserves For Debt Service	-	4,518,800	-	4,356,400	-	4,356,400	(3.6%)
Reserves For Capital	-	5,988,800	-	6,115,800	-	6,115,800	2.1%
Total Budget	72,048,619	80,166,900	65,700,000	75,653,800	-	75,653,800	(5.6%)

Appropriations by Program	FY 2007 Actual	FY 2008 Adopted	FY 2008 Forecast	FY 2009 Current	FY 2009 Expanded	FY 2009 Adopted	FY 2009 Change
1994 and 2003 Capital Improvement Revenue Refunding Bds (215)	7,808,025	3,010,900	3,011,800	3,008,600	-	3,008,600	(0.1%)
2002 Capital Improvement Revenue Bond (210)	4,481,045	3,824,100	3,820,200	3,819,200	-	3,819,200	(0.1%)
2005 Capital Improvement Revenue Refunding Bonds (216)	12,617,952	12,571,800	12,571,800	12,633,100	-	12,633,100	0.5%
Caribbean Gardens General Obligation Debt Service (220)	13,752,184	12,294,500	11,958,000	11,934,600	-	11,934,600	(2.9%)
Commercial Paper Debt (299)	4,372,081	16,428,900	13,124,100	11,816,100	-	11,816,100	(28.1%)
Forest Lakes Roadway Limited General Obligation Bonds (259)	-	604,500	574,500	560,700	-	560,700	(7.2%)
Naples Park Drainage Debt Service (226)	203,128	209,000	209,000	209,600	-	209,600	0.3%
Pine Ridge/Naples Production Park Debt (232)	6,353,642	4,500	-	-	-	-	(100.0%)
Series 2003 and Series 2005 Gas Tax Revenue Bonds (212)	14,583,181	14,595,800	14,595,800	14,599,000	-	14,599,000	0 %
Series 2005a Limited General Obligation Bond (272)	4,952,233	4,983,100	4,982,500	4,989,200	-	4,989,200	0.1%
Wachovia CRA Line of Credit (287)	237,152	500,000	320,000	500,000	-	500,000	0 %
Total Net Budget	69,360,623	69,027,100	65,167,700	64,070,100	-	64,070,100	(7.2%)
Total Transfers and Reserves	2,687,996	11,139,800	532,300	11,583,700	-	11,583,700	4.0%
Total Budget	72,048,619	80,166,900	65,700,000	75,653,800	-	75,653,800	(5.6%)

**Collier County Government
Fiscal Year 2009 Adopted Budget**

**Debt Service
General Governmental Debt**

Department Funding Sources	FY 2007 Actual	FY 2008 Adopted	FY 2008 Forecast	FY 2009 Current	FY 2009 Expanded	FY 2009 Adopted	FY 2009 Change
Ad Valorem Taxes	11,158,634	18,482,200	17,789,400	17,805,300	-	17,805,300	(3.7%)
Delinquent Ad Valorem Taxes	2,588	-	200	200	-	200	na
Interest/Misc	865,941	51,000	293,600	254,900	-	254,900	399.8%
Assessments	1,167,713	1,049,200	875,600	890,400	-	890,400	(15.1%)
Loan Proceeds	37,372	-	24,600	-	-	-	na
Bond Proceeds	-	-	-	-	-	-	na
Trans frm Property Appraiser	12,847	-	-	-	-	-	na
Trans frm Tax Collector	120,201	-	100,000	50,000	-	50,000	na
Trans fm 001 Gen Fund	7,160,345	7,418,800	7,418,800	8,267,800	-	8,267,800	11.4%
Trans fm Special Rev Fds	538,709	3,215,000	3,202,300	-	-	-	(100.0%)
Trans fm 101 Transp Op Fd	363,200	362,300	362,300	363,500	-	363,500	0.3%
Trans fm 113 Comm Dev Fd	6,569,278	254,100	254,100	253,700	-	253,700	(0.2%)
Trans fm 172 Conserv Collier Fd	4,933,300	-	-	-	-	-	na
Trans fm 187 Bayshore Redev Fd	237,152	500,000	320,000	500,000	-	500,000	0 %
Trans fm 195 TDC Cap Fd	538,709	3,218,500	3,202,300	-	-	-	(100.0%)
Trans fm Debt Serv Fds	2,436,400	-	-	-	-	-	na
Trans fm Capital Proj Fds	2,315,976	340,000	340,000	509,800	-	509,800	49.9%
Trans fm 301 Co Wide Cap Fd	216,100	600,900	600,900	-	-	-	(100.0%)
Trans fm 313 Gax Tax Cap Fd	14,614,100	13,962,800	13,962,800	13,873,600	-	13,873,600	(0.6%)
Trans fm 325 Stormwater Cap Fd	-	940,700	940,700	943,900	-	943,900	0.3%
Trans fm 346 Pks Unincorp Cap Fd	3,034,700	3,118,600	3,118,600	2,945,100	-	2,945,100	(5.6%)
Trans fm 350 EMS Cap Fd	459,500	1,672,100	884,200	556,300	-	556,300	(66.7%)
Trans fm 355 Library Cap Fd	472,300	1,985,700	1,787,400	1,976,900	-	1,976,900	(0.4%)
Trans fm 381 Correctional Cap Fd	1,953,300	1,954,600	1,954,600	1,954,700	-	1,954,700	0 %
Trans fm 385 Law Enforc Cap Fd	715,000	4,449,300	4,246,800	7,503,200	-	7,503,200	68.6%
Trans fm 390 Gen Gov Fac Cap Fd	4,073,100	6,262,700	4,132,300	6,356,900	-	6,356,900	1.5%
Carry Forward	19,617,275	11,315,000	11,548,100	11,619,000	-	11,619,000	2.7%
Negative 5% Revenue Reserve	-	(986,600)	-	(971,400)	-	(971,400)	(1.5%)
Total Funding	83,613,741	80,166,900	77,359,600	75,653,800	-	75,653,800	(5.6%)

Department Position Summary	FY 2007 Actual	FY 2008 Adopted	FY 2008 Forecast	FY 2009 Current	FY 2009 Expanded	FY 2009 Adopted	FY 2009 Change
2002 Capital Improvement Revenue Bond (210)	0.01	-	-	-	-	-	na
Total FTE	0.01	-	-	-	-	-	na

**Collier County Government
Fiscal Year 2009 Adopted Budget**

**Debt Service
General Governmental Debt
2002 Capital Improvement Revenue Bond (210)**

Program Summary	FY 2009 Total FTE	FY 2009 Budget	FY 2009 Revenues	FY 2009 Net Cost
N/A	-	3,819,200	3,819,200	-
Current Level of Service Budget	-	3,819,200	3,819,200	-
Total Adopted Budget	-	3,819,200	3,819,200	-

Program Budgetary Cost Summary	FY 2007 Actual	FY 2008 Adopted	FY 2008 Forecast	FY 2009 Current	FY 2009 Expanded	FY 2009 Adopted	FY 2009 Change
Operating Expense	-	1,200	-	1,200	-	1,200	0 %
Arbitrage Services	2,183	5,000	2,300	5,000	-	5,000	0 %
Debt Service - Principal	2,830,000	2,260,000	2,260,000	2,345,000	-	2,345,000	3.8%
Debt Service - Interest	1,648,863	1,557,900	1,557,900	1,468,000	-	1,468,000	(5.8%)
Net Operating Budget	4,481,045	3,824,100	3,820,200	3,819,200	-	3,819,200	(0.1%)
Total Budget	4,481,045	3,824,100	3,820,200	3,819,200	-	3,819,200	(0.1%)
Total FTE	0.01	-	-	-	-	-	na

Program Funding Sources	FY 2007 Actual	FY 2008 Adopted	FY 2008 Forecast	FY 2009 Current	FY 2009 Expanded	FY 2009 Adopted	FY 2009 Change
Interest/Misc	5,225	-	100	-	-	-	na
Trans fm 001 Gen Fund	401,700	2,506,100	2,506,100	2,517,300	-	2,517,300	0.4%
Trans fm 113 Comm Dev Fd	253,500	254,100	254,100	253,700	-	253,700	(0.2%)
Trans fm Debt Serv Fds	2,436,400	-	-	-	-	-	na
Trans fm Capital Proj Fds	-	340,000	340,000	339,800	-	339,800	(0.1%)
Trans fm 346 Pks Unincorp Cap Fd	654,600	-	-	-	-	-	na
Trans fm 350 EMS Cap Fd	13,800	13,800	13,800	13,700	-	13,700	(0.7%)
Trans fm 355 Library Cap Fd	472,300	473,400	473,400	472,700	-	472,700	(0.1%)
Trans fm 390 Gen Gov Fac Cap Fd	221,600	222,100	222,100	221,800	-	221,800	(0.1%)
Carry Forward	32,779	14,600	10,800	200	-	200	(98.6%)
Total Funding	4,491,904	3,824,100	3,820,400	3,819,200	-	3,819,200	(0.1%)

Purpose: Refunding Commercial Paper, Major Capital Projects include Sheriff's Administration Building, Domestic Animal Services Center Building, Sheriff's Building on Horseshoe Drive, Immokalee Jail Renovation, Goodland Boat Launch Land, Lely Barefoot Beach Land, North Naples Satellite Government Offices, North Naples Regional Library, Voting Machines & EMS Helicopter.

Principal Outstanding as of September 30, 2008 : \$32,520,000

Final Maturity: October 1, 2021

Interest Rate: 1.60% - 5.00%

Revenue Pledged: Half-Cent Sales Tax

**Collier County Government
Fiscal Year 2009 Adopted Budget**

**Debt Service
General Governmental Debt
Series 2003 and Series 2005 Gas Tax Revenue Bonds (212)**

Program Summary	FY 2009 Total FTE	FY 2009 Budget	FY 2009 Revenues	FY 2009 Net Cost
N/A	-	18,564,400	18,564,400	-
Current Level of Service Budget	-	18,564,400	18,564,400	-
Total Adopted Budget	-	18,564,400	18,564,400	-

Program Budgetary Cost Summary	FY 2007 Actual	FY 2008 Adopted	FY 2008 Forecast	FY 2009 Current	FY 2009 Expanded	FY 2009 Adopted	FY 2009 Change
Arbitrage Services	4,366	9,500	9,500	9,500	-	9,500	0 %
Debt Service	275	7,000	7,000	7,000	-	7,000	0 %
Debt Service - Principal	6,305,000	6,490,000	6,490,000	6,660,000	-	6,660,000	2.6%
Debt Service - Interest	8,273,540	8,089,300	8,089,300	7,922,500	-	7,922,500	(2.1%)
Net Operating Budget	14,583,181	14,595,800	14,595,800	14,599,000	-	14,599,000	0 %
Reserves For Debt Service	-	4,100,000	-	3,965,400	-	3,965,400	(3.3%)
Total Budget	14,583,181	18,695,800	14,595,800	18,564,400	-	18,564,400	(0.7%)

Program Funding Sources	FY 2007 Actual	FY 2008 Adopted	FY 2008 Forecast	FY 2009 Current	FY 2009 Expanded	FY 2009 Adopted	FY 2009 Change
Interest/Misc	280,642	25,000	200,000	200,000	-	200,000	700.0%
Trans fm 313 Gax Tax Cap Fd	14,614,100	13,962,800	13,962,800	13,873,600	-	13,873,600	(0.6%)
Carry Forward	4,665,277	4,709,300	4,933,800	4,500,800	-	4,500,800	(4.4%)
Negative 5% Revenue Reserve	-	(1,300)	-	(10,000)	-	(10,000)	669.2%
Total Funding	19,560,020	18,695,800	19,096,600	18,564,400	-	18,564,400	(0.7%)

Purpose: 2003/2005 Gas Tax Revenue Bonds
Principal Outstanding as of September 30, 2008: \$166,525,000
Final Maturity: June 1, 2025
Interest Rate: 2.00% - 5.25%
Revenue Pledged: 5th, 6th, 7th, 9th Cent, and Constitutional Gas Taxes

**Collier County Government
Fiscal Year 2009 Adopted Budget**

**Debt Service
General Governmental Debt**

1994 and 2003 Capital Improvement Revenue Refunding Bds (215)

Program Summary	FY 2009 Total FTE	FY 2009 Budget	FY 2009 Revenues	FY 2009 Net Cost
N/A	-	3,008,600	3,008,600	-
Current Level of Service Budget	-	3,008,600	3,008,600	-
Total Adopted Budget	-	3,008,600	3,008,600	-

Program Budgetary Cost Summary	FY 2007 Actual	FY 2008 Adopted	FY 2008 Forecast	FY 2009 Current	FY 2009 Expanded	FY 2009 Adopted	FY 2009 Change
Arbitrage Services	2,183	7,000	7,000	7,000	-	7,000	0 %
Debt Service	4,526,086	3,000	3,000	3,000	-	3,000	0 %
Debt Service - Principal	1,380,000	1,313,700	1,315,000	1,340,000	-	1,340,000	2.0%
Debt Service - Interest	1,899,756	1,687,200	1,686,800	1,658,600	-	1,658,600	(1.7%)
Net Operating Budget	7,808,025	3,010,900	3,011,800	3,008,600	-	3,008,600	(0.1%)
Trans to 210 Debt Serv Fd	2,436,400	-	-	-	-	-	na
Total Budget	10,244,425	3,010,900	3,011,800	3,008,600	-	3,008,600	(0.1%)

Program Funding Sources	FY 2007 Actual	FY 2008 Adopted	FY 2008 Forecast	FY 2009 Current	FY 2009 Expanded	FY 2009 Adopted	FY 2009 Change
Interest/Misc	1,322	-	1,000	-	-	-	na
Trans fm 001 Gen Fund	1,045,700	1,043,500	1,043,500	1,025,300	-	1,025,300	(1.7%)
Trans fm 113 Comm Dev Fd	4,818,746	-	-	-	-	-	na
Trans fm 381 Correctional Cap Fd	1,953,300	1,954,600	1,954,600	1,954,700	-	1,954,700	0 %
Carry Forward	2,463,730	12,800	41,300	28,600	-	28,600	123.4%
Total Funding	10,282,798	3,010,900	3,040,400	3,008,600	-	3,008,600	(0.1%)

Purpose: Construct the Jail Expansion and the Development Services Building Expansion and Parking Garage and refund prior debt.
Principal Outstanding as of September 30, 2008: \$43,986,300
Final Maturity: October 1, 2033.
Interest Rate: 2.00% - 4.75%
Revenue Pledged: Local Government Half Cent Sales Tax

Note: FY2007 expenses includes cash defeasance of the Development Services Building share of outstanding debt.

**Collier County Government
Fiscal Year 2009 Adopted Budget**

**Debt Service
General Governmental Debt**

2005 Capital Improvement Revenue Refunding Bonds (216)

Program Summary	FY 2009 Total FTE	FY 2009 Budget	FY 2009 Revenues	FY 2009 Net Cost
N/A	-	13,127,100	13,127,100	-
Current Level of Service Budget	-	13,127,100	13,127,100	-
Total Adopted Budget	-	13,127,100	13,127,100	-

Program Budgetary Cost Summary	FY 2007 Actual	FY 2008 Adopted	FY 2008 Forecast	FY 2009 Current	FY 2009 Expanded	FY 2009 Adopted	FY 2009 Change
Arbitrage Services	2,183	3,500	3,500	3,500	-	3,500	0 %
Debt Service	275	1,000	1,000	1,000	-	1,000	0 %
Debt Service - Principal	5,105,000	5,265,000	5,265,000	5,520,000	-	5,520,000	4.8%
Debt Service - Interest	7,510,494	7,302,300	7,302,300	7,108,600	-	7,108,600	(2.7%)
Net Operating Budget	12,617,952	12,571,800	12,571,800	12,633,100	-	12,633,100	0.5%
Trans to Cap Proj	-	-	-	494,000	-	494,000	na
Total Budget	12,617,952	12,571,800	12,571,800	13,127,100	-	13,127,100	4.4%

Program Funding Sources	FY 2007 Actual	FY 2008 Adopted	FY 2008 Forecast	FY 2009 Current	FY 2009 Expanded	FY 2009 Adopted	FY 2009 Change
Interest/Misc	15,913	-	2,500	1,400	-	1,400	na
Trans fm 001 Gen Fund	3,891,800	3,134,900	3,134,900	3,074,000	-	3,074,000	(1.9%)
Trans fm 101 Transp Op Fd	363,200	362,300	362,300	363,500	-	363,500	0.3%
Trans fm Capital Proj Fds	750,000	-	-	170,000	-	170,000	na
Trans fm 301 Co Wide Cap Fd	216,100	-	-	-	-	-	na
Trans fm 325 Stormwater Cap Fd	-	940,700	940,700	943,900	-	943,900	0.3%
Trans fm 346 Pks Unincorp Cap Fd	2,380,100	3,118,600	3,118,600	2,945,100	-	2,945,100	(5.6%)
Trans fm 350 EMS Cap Fd	445,700	444,700	444,700	-	-	-	(100.0%)
Trans fm 385 Law Enforc Cap Fd	715,000	713,400	713,400	1,435,600	-	1,435,600	101.2%
Trans fm 390 Gen Gov Fac Cap Fd	3,851,500	3,842,200	3,842,200	4,126,700	-	4,126,700	7.4%
Carry Forward	68,780	15,000	79,500	67,000	-	67,000	346.7%
Negative 5% Revenue Reserve	-	-	-	(100)	-	(100)	na
Total Funding	12,698,093	12,571,800	12,638,800	13,127,100	-	13,127,100	4.4%

Purpose: Construct North Regional Park, Fleet Facility, Courthouse Annex, Parking Garage, Emergency Service Center, and refinance Commercial Paper debt.

Principal Outstanding as of September 30, 2008: \$154,795,000

Final Maturity: October 1, 2035

Interest Rate: 2.25% - 5.00%

Revenue Pledged: Local Government Half Cent Sales Tax

**Collier County Government
Fiscal Year 2009 Adopted Budget**

**Debt Service
General Governmental Debt
Caribbean Gardens General Obligation Debt Service (220)**

Program Summary	FY 2009 Total FTE	FY 2009 Budget	FY 2009 Revenues	FY 2009 Net Cost
N/A	-	12,294,000	12,294,000	-
Current Level of Service Budget	-	12,294,000	12,294,000	-
Total Adopted Budget	-	12,294,000	12,294,000	-

Program Budgetary Cost Summary	FY 2007 Actual	FY 2008 Adopted	FY 2008 Forecast	FY 2009 Current	FY 2009 Expanded	FY 2009 Adopted	FY 2009 Change
Arbitrage Services	5,918	7,000	7,000	7,000	-	7,000	0 %
Debt Service	-	1,000	1,000	1,000	-	1,000	0 %
Debt Service - Principal	12,565,000	11,087,000	11,300,000	11,526,600	-	11,526,600	4.0%
Debt Service - Interest	1,181,266	1,199,500	650,000	400,000	-	400,000	(66.7%)
Net Operating Budget	13,752,184	12,294,500	11,958,000	11,934,600	-	11,934,600	(2.9%)
Non Cash Year End Entry	(88,966)	-	-	-	-	-	na
Trans to Property Appraiser	75,734	87,000	83,700	94,900	-	94,900	9.1%
Trans to Tax Collector	223,250	307,300	252,300	264,500	-	264,500	(13.9%)
Total Budget	13,962,203	12,688,800	12,294,000	12,294,000	-	12,294,000	(3.1%)

Program Funding Sources	FY 2007 Actual	FY 2008 Adopted	FY 2008 Forecast	FY 2009 Current	FY 2009 Expanded	FY 2009 Adopted	FY 2009 Change
Ad Valorem Taxes	11,158,634	12,418,700	11,951,300	11,876,300	-	11,876,300	(4.4%)
Delinquent Ad Valorem Taxes	2,588	-	200	200	-	200	na
Interest/Misc	119,659	20,000	75,000	50,000	-	50,000	150.0%
Trans frm Property Appraiser	12,847	-	-	-	-	-	na
Trans frm Tax Collector	109,045	-	100,000	50,000	-	50,000	na
Trans fm 001 Gen Fund	45,400	-	-	-	-	-	na
Trans fm Capital Proj Fds	1,565,976	-	-	-	-	-	na
Carry Forward	2,062,291	872,000	1,106,700	939,200	-	939,200	7.7%
Negative 5% Revenue Reserve	-	(621,900)	-	(621,700)	-	(621,700)	0 %
Total Funding	15,076,440	12,688,800	13,233,200	12,294,000	-	12,294,000	(3.1%)

Purpose: Purchase Caribbean Gardens
Principal Outstanding as of September 30, 2008: \$12,000,000
Final Maturity: September 1, 2015
Interest Rate: Variable
Revenue Pledged: Ad Valorem Taxes

**Collier County Government
Fiscal Year 2009 Adopted Budget**

**Debt Service
General Governmental Debt
Naples Park Drainage Debt Service (226)**

Program Summary	FY 2009 Total FTE	FY 2009 Budget	FY 2009 Revenues	FY 2009 Net Cost
N/A	-	526,600	526,600	-
Current Level of Service Budget	-	526,600	526,600	-
Total Adopted Budget	-	526,600	526,600	-

Program Budgetary Cost Summary	FY 2007 Actual	FY 2008 Adopted	FY 2008 Forecast	FY 2009 Current	FY 2009 Expanded	FY 2009 Adopted	FY 2009 Change
Operating Expense	6,000	9,700	9,700	9,700	-	9,700	0 %
Debt Service	-	1,000	1,000	1,000	-	1,000	0 %
Debt Service - Principal	135,000	145,000	145,000	155,000	-	155,000	6.9%
Debt Service - Interest	62,128	53,300	53,300	43,900	-	43,900	(17.6%)
Net Operating Budget	203,128	209,000	209,000	209,600	-	209,600	0.3%
Trans to Property Appraiser	1,854	4,000	4,000	4,000	-	4,000	0 %
Trans to Tax Collector	2,361	3,500	3,500	3,500	-	3,500	0 %
Reserves For Debt Service	-	348,400	-	309,500	-	309,500	(11.2%)
Total Budget	207,343	564,900	216,500	526,600	-	526,600	(6.8%)

Program Funding Sources	FY 2007 Actual	FY 2008 Adopted	FY 2008 Forecast	FY 2009 Current	FY 2009 Expanded	FY 2009 Adopted	FY 2009 Change
Interest/Misc	39,184	5,000	-	-	-	-	(100.0%)
Assessments	125,645	99,600	106,600	130,000	-	130,000	30.5%
Trans frm Tax Collector	1,153	-	-	-	-	-	na
Carry Forward	557,528	465,500	511,700	401,800	-	401,800	(13.7%)
Negative 5% Revenue Reserve	-	(5,200)	-	(5,200)	-	(5,200)	0 %
Total Funding	723,510	564,900	618,300	526,600	-	526,600	(6.8%)

Purpose: Naples Park Drainage Improvements.
Principal Outstanding as of September 30, 2008: \$680,000.
Final Maturity: September 1, 2012
Interest Rate: 6.45%
Revenue Pledged: Naples Park Assessments

**Collier County Government
Fiscal Year 2009 Adopted Budget**

**Debt Service
General Governmental Debt
Pine Ridge/Naples Production Park Debt (232)**

Program Summary	FY 2009 Total FTE	FY 2009 Budget	FY 2009 Revenues	FY 2009 Net Cost
N/A	-	6,170,800	6,170,800	-
Current Level of Service Budget	-	6,170,800	6,170,800	-
Total Adopted Budget	-	6,170,800	6,170,800	-

Program Budgetary Cost Summary	FY 2007 Actual	FY 2008 Adopted	FY 2008 Forecast	FY 2009 Current	FY 2009 Expanded	FY 2009 Adopted	FY 2009 Change
Operating Expense	31,656	-	-	-	-	-	na
Arbitrage Services	2,183	4,500	-	-	-	-	(100.0%)
Debt Service	5,220,000	-	-	-	-	-	na
Debt Service - Principal	765,000	-	-	-	-	-	na
Debt Service - Interest	334,803	-	-	-	-	-	na
Net Operating Budget	6,353,642	4,500	-	-	-	-	(100.0%)
Trans to Property Appraiser	16,885	20,000	20,000	20,000	-	20,000	0 %
Trans to Tax Collector	20,478	35,000	35,000	35,000	-	35,000	0 %
Reserves For Capital	-	5,988,800	-	6,115,800	-	6,115,800	2.1%
Total Budget	6,391,005	6,048,300	55,000	6,170,800	-	6,170,800	2.0%

Program Funding Sources	FY 2007 Actual	FY 2008 Adopted	FY 2008 Forecast	FY 2009 Current	FY 2009 Expanded	FY 2009 Adopted	FY 2009 Change
Interest/Misc	402,631	-	-	-	-	-	na
Assessments	1,042,068	949,600	769,000	760,400	-	760,400	(19.9%)
Trans frm Tax Collector	10,002	-	-	-	-	-	na
Carry Forward	9,674,733	5,153,700	4,774,400	5,448,400	-	5,448,400	5.7%
Negative 5% Revenue Reserve	-	(55,000)	-	(38,000)	-	(38,000)	(30.9%)
Total Funding	11,129,434	6,048,300	5,543,400	6,170,800	-	6,170,800	2.0%

Purpose: Pine Ridge Industrial Park and Naples Production Park Improvements
Principal Outstanding as of September 30, 2008: \$0
Final Maturity: October 1, 2013
Interest Rate: N.A.
Revenue Pledged: N.A.

**Collier County Government
Fiscal Year 2009 Adopted Budget**

**Debt Service
General Governmental Debt
Series 2005a Limited General Obligation Bond (272)**

Program Summary	FY 2009 Total FTE	FY 2009 Budget	FY 2009 Revenues	FY 2009 Net Cost
N/A	-	5,163,200	5,163,200	-
Current Level of Service Budget	-	5,163,200	5,163,200	-
Total Adopted Budget	-	5,163,200	5,163,200	-

Program Budgetary Cost Summary	FY 2007 Actual	FY 2008 Adopted	FY 2008 Forecast	FY 2009 Current	FY 2009 Expanded	FY 2009 Adopted	FY 2009 Change
Arbitrage Services	2,183	3,500	3,500	3,500	-	3,500	0 %
Debt Service	275	1,000	1,000	1,000	-	1,000	0 %
Debt Service - Principal	3,715,000	3,900,000	3,900,000	4,030,000	-	4,030,000	3.3%
Debt Service - Interest	1,234,775	1,078,600	1,078,000	954,700	-	954,700	(11.5%)
Net Operating Budget	4,952,233	4,983,100	4,982,500	4,989,200	-	4,989,200	0.1%
Trans to Property Appraiser	-	-	-	41,300	-	41,300	na
Trans to Tax Collector	-	162,400	120,000	132,700	-	132,700	(18.3%)
Total Budget	4,952,233	5,145,500	5,102,500	5,163,200	-	5,163,200	0.3%

Program Funding Sources	FY 2007 Actual	FY 2008 Adopted	FY 2008 Forecast	FY 2009 Current	FY 2009 Expanded	FY 2009 Adopted	FY 2009 Change
Ad Valorem Taxes	-	5,413,500	5,210,800	5,306,500	-	5,306,500	(2.0%)
Interest/Misc	670	500	8,900	1,000	-	1,000	100.0%
Trans fm 172 Conserv Collier Fd	4,933,300	-	-	-	-	-	na
Carry Forward	22,730	2,200	4,400	121,000	-	121,000	5,400.0%
Negative 5% Revenue Reserve	-	(270,700)	-	(265,300)	-	(265,300)	(2.0%)
Total Funding	4,956,700	5,145,500	5,224,100	5,163,200	-	5,163,200	0.3%

Purpose: Fund acquisition of environmentally sensitive land. Debt service for Conservation Collier.
 Principal Outstanding as of September 30, 2008: \$21,915,000
 Final Maturity: July 1, 2013
 Interest Rate: 3.00% - 5.00%
 Revenue Pledged: Voter approved ad valorem taxes.

**Collier County Government
Fiscal Year 2009 Adopted Budget**

**Debt Service
General Governmental Debt
Commercial Paper Debt (299)**

Program Summary	FY 2009 Total FTE	FY 2009 Budget	FY 2009 Revenues	FY 2009 Net Cost
N/A	-	11,845,200	11,845,200	-
Current Level of Service Budget	-	11,845,200	11,845,200	-
Total Adopted Budget	-	11,845,200	11,845,200	-

Program Budgetary Cost Summary	FY 2007 Actual	FY 2008 Adopted	FY 2008 Forecast	FY 2009 Current	FY 2009 Expanded	FY 2009 Adopted	FY 2009 Change
Arbitrage Services	8,187	49,000	42,000	49,000	-	49,000	0 %
Debt Service	-	3,616,800	1,800	-	-	-	(100.0%)
Debt Service - Principal	4,040,000	11,691,400	11,160,900	8,281,900	-	8,281,900	(29.2%)
Debt Service - Interest	323,894	1,071,700	1,919,400	3,485,200	-	3,485,200	225.2%
Net Operating Budget	4,372,081	16,428,900	13,124,100	11,816,100	-	11,816,100	(28.1%)
Reserves For Debt Service	-	70,400	-	29,100	-	29,100	(58.7%)
Total Budget	4,372,081	16,499,300	13,124,100	11,845,200	-	11,845,200	(28.2%)

Program Funding Sources	FY 2007 Actual	FY 2008 Adopted	FY 2008 Forecast	FY 2009 Current	FY 2009 Expanded	FY 2009 Adopted	FY 2009 Change
Interest/Misc	692	500	3,800	500	-	500	0 %
Loan Proceeds	37,372	-	24,600	-	-	-	na
Trans fm 001 Gen Fund	1,775,745	734,300	734,300	1,651,200	-	1,651,200	124.9%
Trans fm Special Rev Fds	538,709	3,215,000	3,202,300	-	-	-	(100.0%)
Trans fm 113 Comm Dev Fd	1,497,032	-	-	-	-	-	na
Trans fm 195 TDC Cap Fd	538,709	3,218,500	3,202,300	-	-	-	(100.0%)
Trans fm 301 Co Wide Cap Fd	-	600,900	600,900	-	-	-	(100.0%)
Trans fm 350 EMS Cap Fd	-	1,213,600	425,700	542,600	-	542,600	(55.3%)
Trans fm 355 Library Cap Fd	-	1,512,300	1,314,000	1,504,200	-	1,504,200	(0.5%)
Trans fm 385 Law Enforc Cap Fd	-	3,735,900	3,533,400	6,067,600	-	6,067,600	62.4%
Trans fm 390 Gen Gov Fac Cap Fd	-	2,198,400	68,000	2,008,400	-	2,008,400	(8.6%)
Carry Forward	69,427	69,900	85,500	70,700	-	70,700	1.1%
Total Funding	4,457,687	16,499,300	13,194,800	11,845,200	-	11,845,200	(28.2%)

**Collier County Government
Fiscal Year 2009 Adopted Budget**

**Debt Service
General Governmental Debt**

Purpose: Various capital projects.

Principal Outstanding (General Government) as of September 30, 2008: \$74,725,000

Final Maturity: Varies with each loan.

Interest Rate: Variable

Revenue Pledged: Available non ad valorem revenues.

Note: FY 08 budget includes paying off the outstanding balance on the Vanderbilt Beach Parking Garage Commercial Paper loan.

Below is a schedule of all the Commercial Paper Loan balances outstanding as of September 30, 2008

A-34	\$ 940,000	EMS Ambulances (4 vehicles)
A-35	\$ 2,385,000	South Regional Library Site Development
A-36	\$ 4,509,000	800 MHz Upgrade
A-37	\$ 7,975,000	Emergency Service Center (expect to draw down loan money in Aug/Sept 2008)
A-38	\$ 14,618,000	Sheriff Special Operations Building
A-39	\$ 5,580,000	South Regional Library construction loan
A-40	\$ 792,000	EMS station land purchase (Old US 41 location)
A-41	\$ 20,550,000	Courthouse Annex (expect to draw down loan money in Aug/Sept 2008)
A-42	\$ 1,058,000	Radio Locater System
A-43	\$ 4,380,000	Golden Gate Library Expansion
A-44	\$ 2,466,000	Fleet Expansion (BCC)
A-45	\$ 9,072,000	Sheriff Fleet Building

Total \$74,725,000 (outstanding as of September 30, 2008)

A-46 \$50,000,000 Transportation Road Program Commercial Paper Loan to be executed in FY 2009.

**Collier County Government
Fiscal Year 2009 Adopted Budget**

**Debt Service
General Governmental Debt
Wachovia CRA Line of Credit (287)**

Program Summary	FY 2009 Total FTE	FY 2009 Budget	FY 2009 Revenues	FY 2009 Net Cost
N/A	-	500,000	500,000	-
Current Level of Service Budget	-	500,000	500,000	-
Total Adopted Budget	-	500,000	500,000	-

Program Budgetary Cost Summary	FY 2007 Actual	FY 2008 Adopted	FY 2008 Forecast	FY 2009 Current	FY 2009 Expanded	FY 2009 Adopted	FY 2009 Change
Debt Service - Interest	237,152	500,000	320,000	500,000	-	500,000	0 %
Net Operating Budget	237,152	500,000	320,000	500,000	-	500,000	0 %
Total Budget	237,152	500,000	320,000	500,000	-	500,000	0 %

Program Funding Sources	FY 2007 Actual	FY 2008 Adopted	FY 2008 Forecast	FY 2009 Current	FY 2009 Expanded	FY 2009 Adopted	FY 2009 Change
Interest/Misc	4	-	-	-	-	-	na
Trans fm 187 Bayshore Redev Fd	237,152	500,000	320,000	500,000	-	500,000	0 %
Total Funding	237,156	500,000	320,000	500,000	-	500,000	0 %

Purpose: Bayshore/Gateway Triangle Community Redevelopment Agency (CRA). land acquisition and capital improvements. Non-revolving line of credit of \$7,000,000

Principal Outstanding as of September 30, 2008: \$5,901,000

Final Maturity: July 1, 2011

Interest Rate: Variable based on LIBOR

Revenue Pledged: Tax increment finance revenues.

**Collier County Government
Fiscal Year 2009 Adopted Budget**

**Debt Service
General Governmental Debt**

Forest Lakes Roadway Limited General Obligation Bonds (259)

Program Summary	FY 2009 Total FTE	FY 2009 Budget	FY 2009 Revenues	FY 2009 Net Cost
N/A	-	634,700	634,700	-
Current Level of Service Budget	-	634,700	634,700	-
Total Adopted Budget	-	634,700	634,700	-

Program Budgetary Cost Summary	FY 2007 Actual	FY 2008 Adopted	FY 2008 Forecast	FY 2009 Current	FY 2009 Expanded	FY 2009 Adopted	FY 2009 Change
Arbitrage Services	-	3,500	3,500	3,500	-	3,500	0 %
Debt Service	-	1,000	1,000	1,000	-	1,000	0 %
Debt Service - Principal	-	330,000	300,000	325,000	-	325,000	(1.5%)
Debt Service - Interest	-	270,000	270,000	231,200	-	231,200	(14.4%)
Net Operating Budget	-	604,500	574,500	560,700	-	560,700	(7.2%)
Trans to Property Appraiser	-	-	-	6,000	-	6,000	na
Trans to Tax Collector	-	13,000	13,800	15,600	-	15,600	20.0%
Reserves For Debt Service	-	-	-	52,400	-	52,400	na
Total Budget	-	617,500	588,300	634,700	-	634,700	2.8%

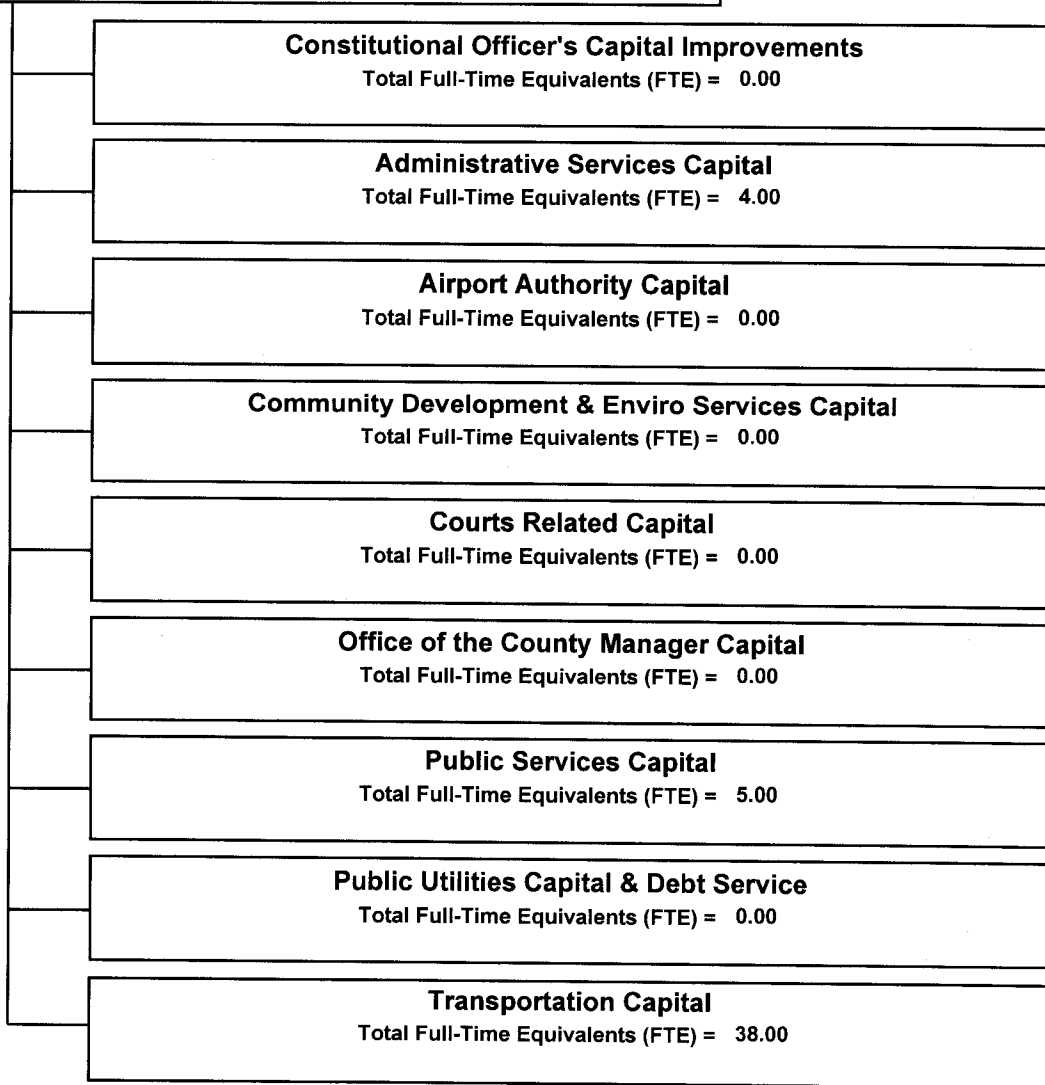
Program Funding Sources	FY 2007 Actual	FY 2008 Adopted	FY 2008 Forecast	FY 2009 Current	FY 2009 Expanded	FY 2009 Adopted	FY 2009 Change
Ad Valorem Taxes	-	650,000	627,300	622,500	-	622,500	(4.2%)
Interest/Misc	-	-	2,300	2,000	-	2,000	na
Bond Proceeds	-	-	-	-	-	-	na
Carry Forward	-	-	-	41,300	-	41,300	na
Negative 5% Revenue Reserve	-	(32,500)	-	(31,100)	-	(31,100)	(4.3%)
Total Funding	-	617,500	629,600	634,700	-	634,700	2.8%

Purpose: Forest Lakes Roadway Capital Improvements.
Principal Outstanding as of September 30, 2008: \$5,915,000.
Final Maturity: January 1, 2022
Interest Rate: 3.75% - 4.25%
Revenue Pledged: Ad Valorem Taxes

Capital Improvement Program

Capital Improvement Program Organizational Chart

Total Full-Time Equivalents (FTE) = 47.00



COLLIER COUNTY, FLORIDA FY 2009 CAPITAL IMPROVEMENT PROGRAM

Capital Improvement Program (CIP)

Collier County's Capital Improvement Program (CIP) includes growth necessitated projects scheduled in the five year Capital Improvement Element (CIE) of the County's Growth Management plan as well as non-CIE capital improvements not found in the CIE. The CIP reflects all capital improvements that have been included in the current year's adopted budget. CIP projects include county roads, parks, museum improvements, public safety and general government facilities, library facilities and materials, landfill improvements, stormwater management improvements, airport facilities, and water and sewer utility infrastructure required by the community. The CIP and the CIE differ in the treatment of State funded State road improvements. Because the CIP reflects only projects budgeted by Collier County, State road projects are not included. The CIE, because of its emphasis on overall concurrency, includes State funded State road projects.

Capital Improvement Element (CIE)

In 1985 and 1986 the Florida Legislature significantly strengthened the requirements for county and city comprehensive plans. One of the new provisions of the Local Government Comprehensive Planning and Land Development Regulation Act is the requirement that the local government comprehensive plans must contain a Capital Improvement Element (CIE). The CIE is a planning document that identifies public facilities that will be required during the next five or more years. The CIE is the foundation of Collier County's annual Capital Improvement Program.

Capital Improvement Program (CIP) Development


On an annual basis, Collier County prepares and adopts a five-year CIE consistent with the requirements of the Growth Management Plan. Utilizing the CIE framework, operating departments identify project needs and together with the appropriate Engineering Department or Facilities Management Department develop proposed project budgets. The proposed project budgets are submitted to the Office of Management and Budget (OMB). OMB reviews the proposed projects, groups them by funding source, determines the amount of funding available, reviews projects for consistency with the CIE, assembles the proposed CIP, and presents it to a capital project review committee for prioritization.

After being prioritized by the review committee the proposed CIP is presented to the Board of Collier County Commissioners in a workshop format. During the workshop the BCC reviews the CIP and makes decisions as to the need, timing, and funding of projects. The Office of Management and Budget changes the CIP in accordance with the BCC's direction and presents the annual CIP for adoption during the public budget hearings in September.

The FY 2009 Capital Improvement Program (CIP)

Revenue: The County utilizes several funding sources to meet its capital needs. Road construction is funded by a combination of gas taxes, impact fees, ad valorem, grants and carry forward. Water and sewer utility projects are funded/financed by impact fees, user fees, bond and loan proceeds, interest and carry forward. Solid waste landfill projects are funded by landfill user fees and carry forward. Growth related parks, EMS, library, fire, correction, law enforcement and general governmental facility projects are funded/financed by impact fees, loan proceeds and carry forward.


The County also dedicates a portion of its General Fund millage to the construction of capital projects. Major renovations and repairs of government buildings and facilities, information technology improvements, libraries, parks, and museum improvements are projects that typically receive funding from this source. Airport Authority projects are funded through a combination of State Department of Transportation grants matched by a local contribution from the General Fund. The County dedicates a separate portion of the General Fund millage to construct stormwater management projects. This dedicated revenue stream allows the Stormwater Dept to apply for various Federal and State grants. The FY 2009 CIP includes total revenues of \$322,794,200 as shown below.



FY 2009 CIP REVENUE

Gas Taxes	\$18,788,000
Tourist Development Taxes	7,250,000
User Fees	52,755,500
Bond/Loan Proceeds	59,679,500
Property Taxes	75,421,100
Impact Fees	50,467,400
Transfers	37,432,300
Interest/Misc./Grants	21,000,400
Total	322,794,200
Carry forward	457,905,700
Revenue Reserve	(5,290,400)
Net FY 09 CIP Revenue	\$775,409,500

Appropriations: FY 2009 Capital Improvement Program appropriations include \$532,456,700 in planned project expenditures (\$195,845,800 in new funding for existing and new projects and \$336,610,900 of unspent funding from FY 2008 which carried forward into FY 2009*), reserves of \$136,419,900, debt service funding of \$57,852,000, transfers of \$38,518,700 and \$10,162,200 in miscellaneous operating costs, including indirect cost reimbursements to the General Fund, Transportation's Engineering Departments' operating expenses and impact fee refunds. The allocation of FY 2009 CIP project appropriations is shown below.



FY 2009 CIP APPROPRIATIONS

Governmental Facilities	\$54,423,100
Public Safety	37,512,500
Tourist Dev & Land Conservation	52,087,000
Stormwater Management.	19,983,600
Library	6,592,300
Parks & Recreation	34,905,200
Roads	236,713,900
Utilities	61,943,700
Solid Waste	6,668,900
Misc.*	21,626,500
Project Total	532,456,700
Reserves/Debt/Misc.	242,952,800
Total Appropriations	\$775,409,500

- Misc. includes \$1,019,600 for replacement of Library books, Clam Bay Restoration \$793,000, Pelican Bay Capital Landscape & Irrigation Improvements \$1,154,200, Museum Capital Improvements \$1,523,300, Freedom Memorial \$8,000 and Airport Authority \$17,128,400.

* During Collier County's final FY 2009 Public Budget Hearing held on September 18, 2008, the Board of County Commissioners (Board) adopted budget resolutions which recognized and

appropriated estimated FY 2008 year end unspent balances of approved grant and capital project funds beginning October 1, 2008. In prior years, this action took place in the first month of the new budget year. This action was taken by the Board on September 18, 2008 to ensure that all continuing expense/expenditure appropriations would be available on the first day of the new fiscal year

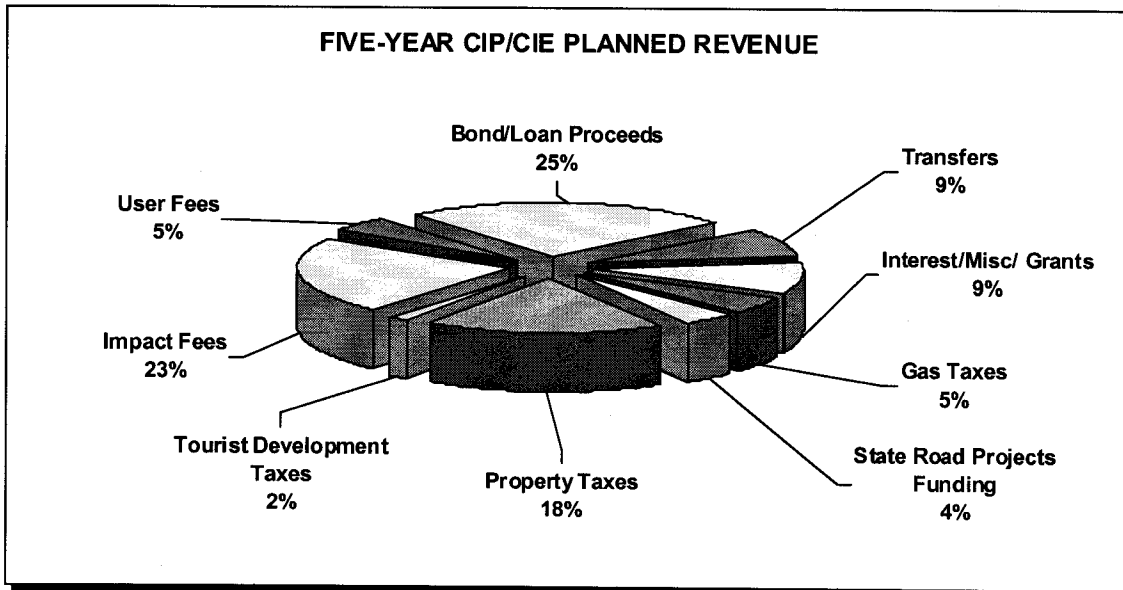
**FY 09 CAPITAL IMPROVEMENT PROGRAM (CIP)
SUMMARY OF CAPITAL PROJECT FUNDING**

(In Thousands)

Dept./Functional Area	TDC & Cons (Sp Rev Fd)	Co-Wide Cap Projects (Cap Proj Fd)	Library Projects (Cap Proj Fd)	Parks Projects (Cap Proj Fd)	Stormwater Projects (Cap Proj Fd)	Trans. Projects (Cap Proj Fd)	EMS Projects (Cap Proj Fd)	Misc. Projects (Cap Proj Fd)	Utilities Projects (Enterprise Fd)	Solid Waste Projects (Enterprise Fd)	Airport Authority Projects (Enterprise Fd)	FY09 Total CIP
General Government	-	53,010.0	-	-	-	-	-	1,413.1	-	-	-	54,423.1
Public Safety	-	19,214.0	-	-	-	-	9,589.4	8,709.1	-	-	-	37,512.5
Physical Environment	42,921.5	615.9	-	-	19,367.7	-	-	1,947.2	-	-	-	64,852.3
Transportation	-	28.4	-	-	-	236,685.5	-	-	-	-	-	236,713.9
Culture & Recreation	9,165.5	1,019.6	6,592.3	34,905.2	-	-	-	1,531.3	-	-	-	53,213.9
Utilities Water	-	-	-	-	-	-	-	-	26,310.5	-	-	26,310.5
Utilities Wastewater	-	-	-	-	-	-	-	-	35,633.2	-	-	35,633.2
Solid Waste Landfill	-	-	-	-	-	-	-	-	-	6,668.9	-	6,668.9
Airport Authority	-	-	-	-	-	-	-	-	-	-	17,128.4	17,128.4
Project Expenditures:	52,087.0	73,887.9	6,592.3	34,905.2	19,367.7	236,685.5	9,589.4	13,600.7	61,943.7	6,668.9	17,128.4	532,456.7
Operating Costs/Reimbursements	3,868.3	-	-	-	1,059.2	3,131.9	-	363.3	189.4	-	-	8,612.1
Impact Fee Refunds	-	22.8	22.7	200.0	-	1,052.9	100.0	51.7	100.0	-	-	1,550.1
Transfers	919.7	10,542.6	-	12.0	11.9	3,560.4	-	1,163.3	22,308.8	-	-	38,518.7
Debt Service	-	6,356.9	1,976.9	3,454.9	943.9	13,873.6	556.3	9,457.9	21,231.6	-	-	57,852.0
Reserves	22,509.7	4,590.4	405.7	5,325.2	218.9	11,482.9	436.9	2,363.6	87,664.3	92.7	1,329.6	136,419.9
Non-Project Expenditures:	27,297.7	21,512.7	2,405.3	8,992.1	2,233.9	33,101.7	1,093.2	13,399.8	131,494.1	92.7	1,329.6	242,952.8
Total Expenditures:	79,384.7	95,400.6	8,997.6	43,897.3	21,601.6	269,787.2	10,682.6	27,000.5	193,437.8	6,761.6	18,458.0	775,409.5
Revenue	TDC & Cons	Co-Wide Cap	Library	Parks	Stormwater	Trans.	EMS	Misc.	Utilities	Solid Waste	Airport Authority	FY09 Total
Ad Valorem Taxes	13,135.2	-	-	-	-	-	-	-	-	-	-	13,135.2
Tourist Development Tax	7,250.0	-	-	-	-	-	-	-	-	-	-	7,250.0
Impact Fees	-	1,390.0	400.0	2,350.0	-	35,000.0	260.0	1,447.4	9,620.0	-	-	50,467.4
Gas Taxes	-	-	-	-	-	18,788.0	-	-	-	-	-	18,788.0
Assessments	-	-	-	-	-	-	-	560.1	1,060.6	-	-	1,620.7
Tfrs Property Taxes (001)	-	18,632.2	-	667.5	13,070.3	23,509.1	-	1,900.0	-	-	890.5	58,669.6
Tfrs Property Taxes (111)	-	96.6	-	1,685.0	-	-	-	214.0	-	-	-	1,995.6
Tfrs User Fees (408)	-	193.1	-	-	-	-	-	-	50,495.8	-	-	50,692.9
Tfrs (Other Funds)	813.5	4,271.9	3,748.8	35.0	-	2,806.6	494.0	2,994.8	22,267.7	-	-	39,494.9
Bond/Loan Proceeds	17,000.0	4,925.0	700.0	-	2,200.0	8,066.2	9,049.1	-	28,705.4	-	-	59,679.5
Grants/Contributions	-	-	482.4	-	-	-	-	-	-	-	-	482.4
Interest/Miscellaneous	250.4	1,076.1	4,168.8	38,573.5	6,441.3	184,684.7	892.5	19,929.8	3,755.9	-	4,174.9	15,623.5
Carry Forward	41,954.9	64,939.0	(20.0)	(131.6)	(110.0)	(3,067.4)	(13.0)	(104.6)	(701.2)	-	-	5,376.9
Revenue Reserve	(1,019.3)	(123.3)	-	-	-	-	-	-	-	-	-	(5,290.4)
Total Revenue:	79,384.7	95,400.6	8,997.6	43,897.3	21,601.6	269,787.2	10,682.6	27,000.5	193,437.8	6,761.6	18,458.0	775,409.5

The Five-Year Capital Improvement Program (CIP) & Capital Improvement Element (CIE) of the Collier County Growth Management Plan


Revenue: The five-year CIE utilizes several revenue sources to fund the County's future facility needs. Road construction is funded through a combination of local and state gas taxes, impact fees, interim loan proceeds, and funds carried forward. Water and sewer utility projects are funded by impact fees, user fees, interim bond and loan proceeds and funds carried forward. EMS, Library, Park, Fire, Law Enforcement, Correctional, and General Governmental facilities projects are partially or completely funded through impact fees, interim loan proceeds and funds carried forward. Certain general government and public safety capital expenditures typically funded through transfers from ad valorem taxes (General Fund or the Unincorporated Area General Fund) are Library, Parks, Infrastructure Technology, Major Replacement and Repair projects and Stormwater Management improvements, which are not eligible to be funded by impact fees. Solid waste landfill projects are funded by landfill tipping fees. The five-year CIE revenue sources listed below represent the funding for the FY 09 - FY 13 CIP/CIE.



FIVE-YEAR CIP/CIE PLANNED REVENUE

Gas Taxes	\$105,471,000
State Road Projects Funding	91,007,200
Property Taxes	327,848,500
Tourist Development Tax	36,250,000
Impact Fees	247,497,000
User Fees	128,398,200
Bond/Loan Proceeds	172,888,600
Transfers	157,739,400
Interest/Misc./Grants	197,795,500
TOTAL REVENUE	<u>\$1,464,895,400</u>
Carry Forward	457,905,700
Reserves/Non-Project Expenses	(12,051,400)
TOTAL PROJECT FUNDING	<u>\$1,910,749,700</u>

Appropriations: The five-year CIE identifies public facilities that are needed to eliminate existing deficiencies or will be needed to meet the demands of future growth. Planned projects during the five years covered in the CIE total \$1,289,214,800. This total includes \$91,007,200 in State road projects funded through State gas taxes. The five-year CIE is summarized below.



FIVE-YEAR CIP/CIE PLANNED PROJECTS

Governmental Facilities	74,223,100
Public Safety	37,628,500
Tourist Development & Green Space	109,107,000
Stormwater Management.	63,557,100
Library	12,778,000
Parks & Recreation	194,525,200
County Roads	511,157,600
State Roads	91,007,200
Utilities	162,619,300
Solid Waste	10,113,900
Misc.*	22,497,900
Project Total	1,289,214,800
Reserves/Debt/Misc./Operating	621,534,900
Total Appropriations	1,910,749,700

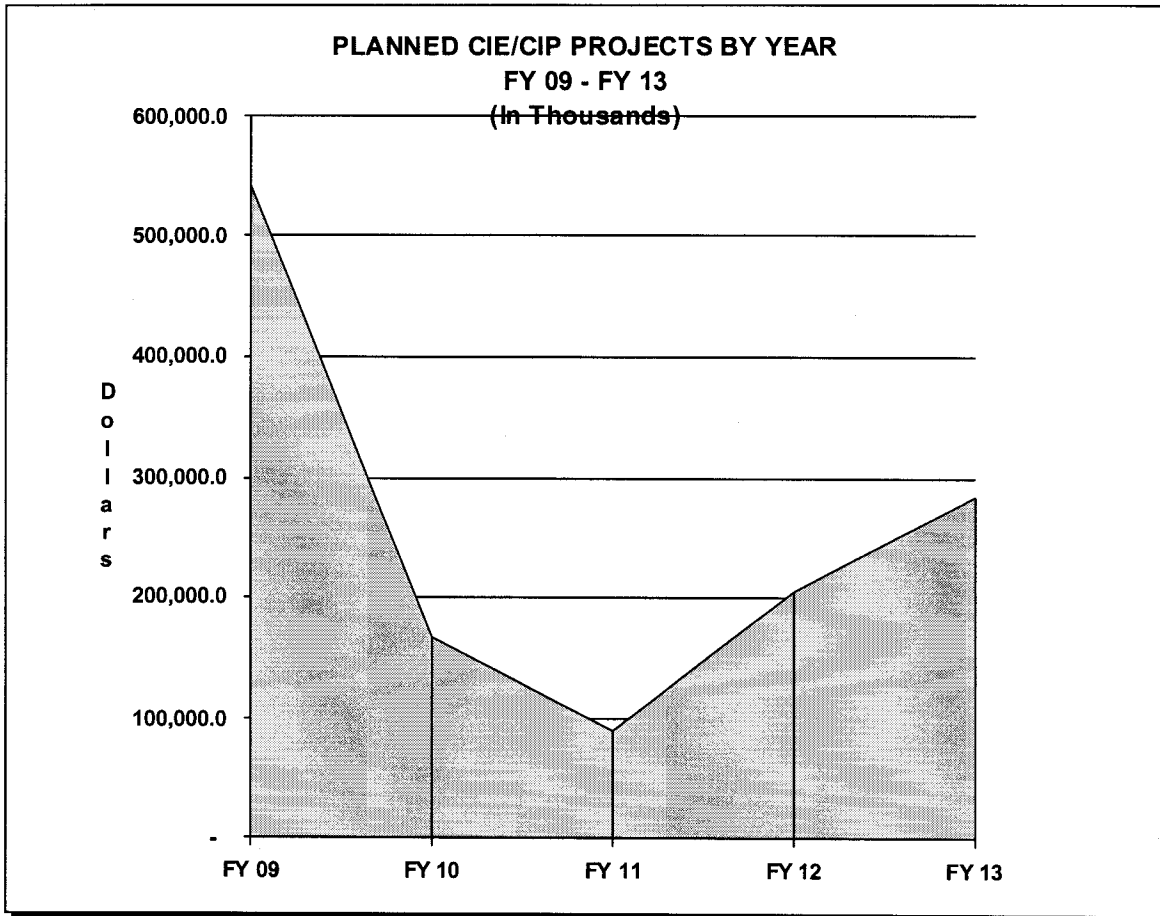
- Misc. includes Clam Bay Restoration \$793,000, Pelican Bay Capital Improvements \$1,154,200, Museum Capital Improvements \$2,523,300, Freedom Memorial \$149,000 and Airport Authority \$17,878,400.

**FY 09 - 13 CAPITAL IMPROVEMENT PROGRAM (CIP) / CAPITAL IMPROVEMENT ELEMENT (CIE)
SUMMARY OF CAPITAL PROJECT FUNDING**

(In Thousands)

Dept./Functional Area	TDC & Conserv Collier Cap Projects	Govt. Fac. Projects	Library Projects	Parks Projects	Stormwater Projects	Trans. Projects	EMS Projects	Misc. Projects	Utilities Projects	Solid Waste Projects	Airport Authority Projects	FY 09 - 13 CIP/CIE Expenses
General Government	-	72,810.0	-	-	-	-	-	1,413.1	-	-	-	74,223.1
Public Safety	-	19,214.0	-	-	-	-	-	8,825.1	-	-	-	37,628.5
Physical Environment	90,610.7	615.9	-	-	62,941.2	-	-	1,947.2	-	-	-	156,115.0
Transportation	-	28.4	-	-	-	602,136.4	-	-	-	-	-	602,164.8
Culture & Recreation	18,496.3	4,326.6	8,451.4	194,525.2	-	-	-	2,672.3	-	-	-	228,471.8
Utilities Water	-	-	-	-	-	-	-	-	58,840.5	-	-	58,840.5
Utilities Wastewater	-	-	-	-	-	-	-	-	103,778.8	-	-	103,778.8
Solid Waste Landfill	-	-	-	-	-	-	-	-	-	10,113.9	-	10,113.9
Airport Authority	-	-	-	-	-	-	-	-	-	-	17,878.4	17,878.4
Project Expenditures:	109,107.0	96,994.9	8,451.4	194,525.2	62,941.2	602,136.4	9,589.4	14,857.7	162,619.3	10,113.9	17,878.4	1,289,214.8
Operating Costs	19,341.5	-	-	-	4,785.8	15,017.9	-	413.3	947.0	-	-	40,505.5
Impact Fee Refunds	-	114.0	82.7	520.0	-	1,852.9	214.8	208.5	500.0	-	-	3,492.9
Transfers	4,598.5	57,268.5	-	60.0	211.9	18,461.6	-	1,163.3	65,788.2	-	-	147,552.0
Debt Service	-	31,373.1	9,460.8	17,281.1	4,705.2	102,206.3	8,301.9	36,402.9	105,256.2	-	-	314,987.5
Reserves	16,491.8	4,599.2	420.7	326.3	1,086.4	682.9	151.9	2,151.2	87,664.3	92.7	1,329.6	114,997.0
Non-Project Expenditures:	40,431.8	93,354.8	9,964.2	18,187.4	10,789.3	138,221.6	8,668.6	40,339.2	260,155.7	92.7	1,329.6	621,534.9
Total Expenditures:	149,538.8	190,349.7	18,415.6	212,712.6	73,730.5	740,358.0	18,258.0	55,196.9	422,775.0	10,206.6	19,208.0	1,910,749.7
Revenue												
TDC & Land												
Ad Valorem	57,794.8	-	-	-	57,509.5	-	-	-	-	-	-	115,304.3
Tourist Development Tax (TDC)	36,250.0	-	-	-	-	-	-	-	-	-	-	36,250.0
Impact Fees	-	6,950.0	2,000.0	11,750.0	-	170,000.0	1,460.0	7,237.0	48,100.0	-	-	247,497.0
Assessments	-	-	-	-	-	-	-	560.1	4,242.4	-	-	4,802.5
Gas Taxes	-	-	-	-	-	105,471.0	-	-	-	-	-	105,471.0
Gas Taxes (State Funding)	-	-	-	-	-	91,007.2	-	-	-	-	-	91,007.2
Transfers Property Taxes (001)	-	81,981.8	-	2,937.1	-	103,429.1	-	9,700.0	-	-	1,640.5	199,688.5
Transfers Property Taxes (111)	-	425.0	-	7,414.2	-	-	-	214.0	-	-	-	8,053.2
Transfers (Other Funds)	813.5	25,126.0	11,626.8	5,135.3	-	17,288.5	6,901.4	17,889.8	67,450.5	-	-	157,739.4
Transfers User Fees (408)	-	2,193.1	-	-	-	-	-	-	126,205.1	-	-	128,398.2
Bond/Loan Proceeds	17,000.0	4,925.0	-	-	-	-	9,049.1	-	91,914.5	-	-	172,888.6
Grants/Contributions	-	4,336.1	700.0	146,162.5	10,200.0	22,739.2	-	-	-	-	4,174.9	188,312.7
Interest/Miscellaneous	450.4	40.0	-	1,177.5	-	-	-	59.0	7,755.9	-	-	9,482.8
Carry Forward	41,954.9	64,939.0	4,168.8	38,573.5	6,441.3	184,684.7	892.5	19,929.8	78,229.6	4,699.0	13,392.6	457,905.7
Revenue Reserve	(4,724.8)	(566.3)	(80.0)	(437.5)	(420.3)	(4,261.7)	(45.0)	(392.8)	(1,123.0)	-	-	(12,051.4)
Total Revenue:	149,538.8	190,349.7	18,415.6	212,712.6	73,730.5	740,358.0	18,258.0	55,196.9	422,775.0	10,206.6	19,208.0	1,910,749.7

Planned Project Expenditures: Across the five-year CIP/CIE planning period, project expenditures are expected as summarized below.



FIVE-YEAR CIP/CIE PLANNED PROJECTS BY YEAR

FY 09	\$542,220,300
FY 10	166,262,500
FY 11	90,624,800
FY 12	204,991,900
FY 13	285,115,300
Project Total	<u>\$1,289,214,800</u>

Operational Impact of the CIP/CIE

Projects included in the CIP/CIE have a direct impact on the operating budgets of County departments. These operating costs associated with the CIP/CIE are identified and are considered as part of Collier County's CIP/CIE and operating budget development process.

The chart below includes a cross-reference to the corresponding operating budget. The estimated impact over the five-year CIP/CIE planning period is estimated to be \$3,794,000.

(In Thousands)

Project	FY 2009 Operating Budget	Funding Source	FY 09	FY 10	FY 11	FY 12	FY 13	total
Governmental Facilities:								
Emer. Services Center	MO 23, AS 17	General Fund	\$ 303	\$ 206	\$ -	\$ -	\$ -	\$ 509
Courthouse Annex	AS 17	General Fund	\$ 172	\$ 172	\$ -	\$ -	\$ -	\$ 344
Public Safety								
Sheriff's Fleet Facility	AS 17	General Fund	\$ 137	\$ -	\$ -	\$ -	\$ -	\$ 137
Port of the Island Fire Station	MO 52	General Fund	\$ 16	\$ -	\$ -	\$ -	\$ -	\$ 16
Public Services:								
Marco Island Library Expansion	AS 17	General Fund	\$ 34	\$ -	\$ -	\$ -	\$ -	\$ 34
South Regional Library	PS 36, AS 17	General Fund	\$ 651	\$ 564	\$ -	\$ -	\$ -	\$ 1,215
Marco Historical Museum	AS 17	Tourist Dev Tax	\$ 69	\$ -	\$ -	\$ -	\$ -	\$ 69
Public Utilities								
NCRWTP (w) Plant 2 mgd RO e	N/A	User Fees	\$ -	\$ -	\$ -	\$ -	\$ 318	\$ 318
NCWRF (ww) Plant 6.5 expansi	N/A	User Fees	\$ -	\$ -	\$ -	\$ -	\$ 1,084	\$ 1,084
Marco (solid waste) Transfer Sta	AS 17	User Fees	\$ 34	\$ -	\$ -	\$ -	\$ -	\$ 34
Naples (solid waste) Transfer Sta	AS 17	User Fees	\$ 34	\$ -	\$ -	\$ -	\$ -	\$ 34
Total			\$ 1,450	\$ 942	\$ -	\$ -	\$ 1,402	\$ 3,794
AS=Administrative Services Section MO=Management Offices Section PS=Public Services Section								

FY 2009 Operating Budget Impact

There are \$475,000 estimated operating costs in FY 2009 and approximately \$378,000 for FY 2010 for two new buildings (Emergency Operations Center and Courthouse Annex Facility) expected to be completed in March 2009. This estimate provides basic operating expenses for the two new buildings which include janitorial services, ground maintenance services, fire alarm monitoring and inspections, security services, elevator maintenance and inspections, HVAC equipment maintenance, and generator & fuel tank maintenance. These new buildings will move personnel out of leased space into County owned buildings therefore, no new positions are anticipated and normal utility-type of expenses will not be changed. The Emergency Management Department will be moving from over-crowded offices to the new Emergency Services Center, therefore, they have budgeted an additional \$85,400 for the increase in water/sewer, electricity and trash services type of expenses.

The Sheriff's Fleet Facility estimated operating costs of \$137,000 includes basic operating expenses of janitorial services, ground maintenance services, fire alarm monitoring and inspections, security services, elevator maintenance and inspections, HVAC equipment maintenance, and generator & fuel tank maintenance. This new facility will relocate current Sheriff's employees out of leased space.

There are \$16,000 estimated costs for a new fire station to be located at Port of the Island. The budget document discusses "leasing" space however, on December 31, 2008 the County purchased the Port of the Isle marina and the fire department will renovate and occupy the majority of the ship-shore store with the balance of the space going to the Parks and Recreation Department so that they may operate the marina. Therefore the budget of \$16,000 was for lease payments. This new fire station is needed to maintain the 3-5 minute response time to maintain the current ISO rating.

The estimated operating expense of the Marco Island Library Expansion is \$34,000 includes basic operating expenses of janitorial services, ground maintenance services, fire alarm monitoring and inspections, security services, and HVAC equipment maintenance. The expansion will add a hall/meeting rooms. Due to the current economy and decline of taxable values, no additional personnel were requested.

The South Regional Library is expected to open in March 2009. The estimated operating costs of \$651,000 in FY 2009 and \$564,000 in FY 2010 include services to be provided by Facilities Management and other operating costs paid for by the Library Department. Facilities Management (estimated at \$137,000 for 6 months in each fiscal year) is responsible for janitorial services, ground maintenance services, fire alarm monitoring and inspections, security services, elevator maintenance and inspections, and HVAC equipment maintenance. The Library Department budgeted \$514,100 for operating expenses prorated using the North Naples Regional Library, the budget contains money for telephone, electricity, water/sewer, trash services, office supplies, etc. Due to the current economy and decline of taxable values, no additional personnel were requested, instead personal will be moved from various libraries to man the new facility.

The estimated operating expense of the Marco Island Historical Museum is \$69,000 includes basic operating expenses of janitorial services, ground maintenance services, fire alarm monitoring and inspections, security services, and HVAC equipment maintenance. Due to the current economy and decline in Tourist Development Tax dollars, no additional personnel were requested, instead Museum personal will be relocated from other locations.

The Solid Waste Transfer Stations in Marco Island and Naples have estimated operating expenses of \$34,000 (each). Both stations replaced old structures. This estimate provides basic operating expenses for the two new buildings which include janitorial services, ground maintenance services, fire alarm monitoring and inspections, security services, and HVAC equipment maintenance.

FY 2010 through FY 2013 Operating Budget Impact

Public Utilities:

The estimated budget impact in the amount of \$318,000 for the North County Regional Water Reverse Osmosis Facility 2.0 million gallons per day (MGD) expansion includes increased costs for personnel, chemicals, fuel and basic operating expenses like electric, water/sewer, maintenance, janitorial services, landscaping services, and additional facility maintenance.

The estimated budget impact in the amount of \$1,084,000 for the North County Regional Wastewater Facility 6.5 million gallons per day (MGD) expansion includes increased costs for personnel, chemicals, fuel and basic operating expenses like electric, water/sewer, maintenance, janitorial services, landscaping services, and additional facility maintenance.

Capital Budget Presentation

The capital improvement section of the budget book is organized into two sections. The first section is comprised of schedules that summarize the FY 2009 CIP by department or functional area. The second section presents the FY 2009 - FY 2013 CIP/CIE planning period.

**FY 09 Description of Major Capital Projects by Fund
(\$1 Million Budget and Greater)**

<u>Project Number</u>	<u>Project Name</u>	<u>Description</u>	<u>FY 09 Budget</u>
Tourist Development and Conservation Collier (Green Space) (172, 183 & 195)			
N/A	Conservation Collier	Anticipated acquisitions of environmentally sensitive lands and to hold these properties for green space	\$ 38,058,600
	Unspent Project budget carried forward into FY 2009 (TDC - Beach Fund 195-Physical Environment)	Projects that were budgeted in FY 2008 which had remaining, unspent balances were carried forward into the FY 2009 budget on September 18, 2008*. There were many small projects, none of them over \$1 million.	\$ 2,405,100
90046	Vanderbilt Restroom Expansion Re-Work	Expand the restroom facility at Vanderbilt Beach	\$ 2,900,000
	Unspent Project budget carried forward into FY 2009 (TDC - Park Beaches Fund 183-Culture & Recreation)	Projects that were budgeted in FY 2008 which had remaining, unspent balances were carried forward into the FY 2009 budget on September 18, 2008*. There were many small projects, only one project was over \$1 million, Tigertail Restroom and Pedestrian Boardwalk project at \$2,250,000.	\$ 4,682,800

County-Wide Capital Improvements & General Governmental Facilities Impact Fee (181, 301, 390)

52525	General Bldg Improve	General repair to all Governmental buildings, including fire alarm maintenance, sewer upgrades, general building improvements, storm protection and compliance with the American with Disabilities Act.	\$ 1,174,300
50006	Administration Building (F) Renovations	Renovate (minimally) the 1, 4th, 5th, 6th and 7th floors of the Admin. Building. Once the Courthouse Annex and the Emergency Services Complex is completed, several departments will be moving out of the Administration Building. The space will be renovated before the new occupants move in. Several departments occupying leased space will be moving into the Administrative Building, saving the County the cost of leasing property.	\$ 2,500,500
	Unspent Project budget carried forward into FY 2009 (County-wide Capital Improvement Fund 301-General Government)	Projects that were budgeted in FY 2008 which had remaining, unspent balances were carried forward into the FY 2009 budget on September 18, 2008*. There were many projects, the ones over \$1 million were for Telephone upgrade \$2 million, Fiber Network Construction 1.4 million, Courthouse Repairs & Renovations \$3.6 million, Emergency Services Complex (new bldg) \$7.4 million, Courthouse Annex (new bldg) \$1.1 million, and General Building Repairs \$4 million.	\$ 24,889,900

**FY 09 Description of Major Capital Projects by Fund
(\$1 Million Budget and Greater)**

<u>Project Number</u>	<u>Project Name</u>	<u>Description</u>	<u>FY 09 Budget</u>
------------------------------	----------------------------	---------------------------	----------------------------

County-Wide Capital Improvements & General Governmental Facilities Impact Fee (181, 301, 390)-continued

	Unspent Project budget carried forward into FY 2009 (General Governmental Facilities Impact Fee fund 390-General Gov't)	Projects that were budgeted in FY 2008 which had remaining, unspent balances were carried forward into the FY 2009 budget on September 18, 2008*. Only one project was over \$1 million, the Courthouse Annex at \$19,896,200.	\$ 20,616,300
53011	Sheriff's Records Management System	Replacement of the outdated records management system is desperately needed. The system includes law enforcement records, corrections management, field based reporting as well as the computer aided dispatched (CAD) and mobile data systems, most of which are over 20 years old. Although the system is workable, it is neither cost efficient or effective in meeting the needs of the agency, thus replacement is requested. Total estimated cost is \$7,425,000, to be spread out over 3 years	\$ 4,925,000
	Unspent Project budget carried forward into FY 2009 (County-wide Capital Improvement Fund 301-Public Safety)	Projects that were budgeted in FY 2008 which had remaining, unspent balances were carried forward into the FY 2009 budget on September 18, 2008*. There were a few projects, only one over \$1 million was the unspent allocation of \$2.5 million for the Sheriff's Records Management System upgrade.	\$ 4,614,800
	Unspent Project budget carried forward into FY 2009 (General Governmental Facilities Impact Fee fund 390-Public Safety)	Projects that were budgeted in FY 2008 which had remaining, unspent balances were carried forward into the FY 2009 budget on September 18, 2008*. Only one project was over \$1 million, the Emergency Services Complex at \$8,147,800.	\$ 8,147,800

Library Capital Fund (355)

	Unspent Project budget carried forward into FY 2009	Projects that were budgeted in FY 2008 which had remaining, unspent balances were carried forward into the FY 2009 budget on September 18, 2008*. Two projects were over \$1 million, the South Regional Library at \$2,754,300 and the Growth-related Books at \$1,709,200.	\$ 5,162,800
--	---	--	--------------

**FY 09 Description of Major Capital Projects by Fund
(\$1 Million Budget and Greater)**

<u>Project Number</u>	<u>Project Name</u>	<u>Description</u>	<u>FY 09 Budget</u>
<u>Parks and Recreation Capital Fund (306, 345, 346, 365 & 368)</u>			
	Unspent Project budget carried forward into FY 2009	Projects that were budgeted in FY 2008 which had remaining, unspent balances were carried forward into the FY 2009 budget on September 18, 2008*. Several projects exceeded \$1 million, for example, Beach & boat access \$3.5 million, Gordon River Greenway park & stormwater improvements \$9.1 million, Goodland Boat Ramp 3.3 million, Immokalee South Park Community Center \$1 million, Manatee Park \$2.3 million, Mar Good Renovations \$1.3 million, land purchase \$1.3 million, and water ski structure & interpretive center \$1.3 million.	\$ 32,217,200
<u>Stormwater Management Capital Fund (325)</u>			
51101	Lely Area Stormwater Improve Proj	Proposed major improvements to the Lely Canal, Lely Branch Canal, and Lely-Manor Canal Systems in the East Naples area	\$ 7,400,000
51803	Gateway Triangle Improvements	Improvements to existing inadequate drainage system in the Gateway Triangle area including implementation.	\$ 1,359,500
	Unspent Project budget carried forward into FY 2009	Projects that were budgeted in FY 2008 which had remaining, unspent balances were carried forward into the FY 2009 budget on September 18, 2008*. Two projects exceeded \$1 million, the Gordon River Water Quality Park \$4.3 million and Lely Area Stormwater Improve Project \$2 million.	\$ 8,208,200
<u>Transportation Capital Fund (313, 331-340)</u>			
60001	CR951-Davis Blvd north to I-75 (to Golden Gate canal)	Widening existing 4-lane urban roadway to 6-lane urban from Davis Blvd to US 41. (Right of Way, construction, & inspections)	\$ 10,012,900
60040	Golden Gate Blvd, Wilson Blvd to Desoto Blvd	Widening existing 2-lane rural to 4 to 6-lane roadway from Wilson Blvd to Desoto Blvd.	\$ 2,320,000
60044	Oil Well Rd, 2 sections	Construct two sections of Oil Well road from 2-lane to 4-lane road from Immokalee Road to Everglades Blvd and Camp Keais to SR29.	\$ 24,619,800
60065	Randall Blvd, Immokalee Rd to Everglades Blvd	Widening existing 2-lane rural to 6-lane urban roadway from Immokalee Rd to Everglades Blvd.	\$ 1,000,000
60073	Davis Blvd, Radio Rd to Collier Boulevard and I-75 Interchange et. al.	Construct widened Davis Boulevard and Collier Boulevards from the Radio Road Intersection through the Davis Boulevard Intersection and north on Collier Boulevard to the Golden Gate Canal.	\$ 21,100,000

**FY 09 Description of Major Capital Projects by Fund
(\$1 Million Budget and Greater)**

<u>Project Number</u>	<u>Project Name</u>	<u>Description</u>	<u>FY 09 Budget</u>
-----------------------	---------------------	--------------------	---------------------

Transportation Capital Fund (313, 331-340) - continued

60091	Santa Barbara Blvd, new rd south from Davis Blvd to Rattlesnake Hammock Road	Construction of a 6-lane divided urban highway. This project will have sidewalks and on-street bike lanes on both sides of the roadway, street lights, stormwater treatment ponds for water quality treatment.	\$ 1,506,000
60106	Northbrook Widening	Widening Northbrook from the canal north to the Northbrook/Oaks Intersection, and creating a fourth leg to the Valewood intersection adding a new west bound lane to Autumn Oaks, and are reconstructing the Oaks/Autumn Intersection	\$ 5,000,000
60168	Vanderbilt Beach, CR 951 to Wilson	Extension of Vanderbilt Beach Road from it's current terminus east of CR951 to Wilson Blvd in Golden Gate Estates.	\$ 3,097,000
62081	Santa Barbara Blvd, Green to Copperleaf Rd	Convert existing 4-lane divided roadway to 6-lane. 4-lane divided roadway from Golden Gate Pky to Green Blvd (1.8 miles), in a right of way to accommodate the future widening to 6-lanes; intersection improvements at Green and Pine Ridge Rd. Includes the widening of a portion of Radio Rd from a 2-lane to 4-lane from Santa Barbara East to Robin Hood Circle. (Right of Way)	\$ 4,800,000
68056	Collier Blvd, Golden Gate Blvd to Green Blvd	Convert existing 4-lane divided roadway to 6-lane.	\$ 2,000,000
60177	Immokalee Rd & I-75 Loop Rd	State Infrastructure Bank (SIB) Loan Debt Service payment to the State of Florida for the Immokalee/I-75 Loop project. Loan covered the labor, materials, and equipment to construct the eastbound Immokalee to I-75 northbound loop and 4 to 6 lane widening on Immokalee Road within the limited access Right-of-way under the I-75 overpass. The debt service payment is \$2,040,000 per year until FY 2012. In FY 2013, the final payment is \$4,937,707.10.	\$ 2,040,000
61010	Transit Enhancements	Funding to be used to subsidize the Collier Area Transit (CAT) operations	\$ 1,750,000
66065	Intersection Improvements	Design and construction of turn lanes and other intersection capacity improvements at selected roadway intersections throughout the County's roadway system in conjunction with Minor Turn lane / Intersection Improvements	\$ 1,000,000
66066	Bridge Repair/Improvements	Countywide Bridge Repair & Maintenance	\$ 2,000,000

**FY 09 Description of Major Capital Projects by Fund
(\$1 Million Budget and Greater)**

<u>Project Number</u>	<u>Project Name</u>	<u>Description</u>	<u>FY 09 Budget</u>
-----------------------	---------------------	--------------------	---------------------

Transportation Capital Fund (313, 331-340) - continued

60114	Marco Island Projects	An interlocal agreement between the City of Marco Island and Collier County to allow \$1,000,000 to be transferred to the City of Marco Island for 15 years with an annual transfer of \$500,000 on March 31 and June 30 of each year. Contract period FY03-FY17.	\$ 1,000,000
60171	Advance Right-of-Way	County-wide right of way acquisition for projects outside the 5 year plan and for smaller operational projects	\$ 1,909,000
	Unspent Project budget carried forward into FY 2009	Projects that were budgeted in FY 2008 which had remaining, unspent balances were carried forward into the FY 2009 budget on September 18, 2008*. Many roadway projects.	\$ 147,316,800

Emergency Medical Services Impact Fee Fund (350)

	Unspent Project budget carried forward into FY 2009	Projects that were budgeted in FY 2008 which had remaining, unspent balances were carried forward into the FY 2009 budget on September 18, 2008*. Several EMS stations are budgeted, however, due to the economy and no new homes being built, the stations are on hold.	\$ 9,589,400
--	---	--	--------------

Community Development & Environmental Services Capital Fund (310)

	Unspent Project budget carried forward into FY 2009	Projects that were budgeted in FY 2008 which had remaining, unspent balances were carried forward into the FY 2009 budget on September 18, 2008*. The \$1.4 million is a software upgrade project	\$ 1,413,100
--	---	---	--------------

Museum Capital Improvement Fund (314)

	Unspent Project budget carried forward into FY 2009	Projects that were budgeted in FY 2008 which had remaining, unspent balances were carried forward into the FY 2009 budget on September 18, 2008*. The \$1 million is for Exhibit Development	\$ 1,023,300
--	---	--	--------------

Law Enforcement Impact Fee Fund (385)

	Unspent Project budget carried forward into FY 2009	Projects that were budgeted in FY 2008 which had remaining, unspent balances were carried forward into the FY 2009 budget on September 18, 2008*. One project is over \$1 million, the Sheriff's Fleet Facility at \$7,230,700.	\$ 8,012,300
--	---	---	--------------

**FY 09 Description of Major Capital Projects by Fund
(\$1 Million Budget and Greater)**

<u>Project Number</u>	<u>Project Name</u>	<u>Description</u>	<u>FY 09 Budget</u>
Water Capital Projects Funds (411, 412, 415)			
710631	North County Regional WTP Variable Frequency Drives for Major Water Pump Systems	Purpose: Improve operations by upgrading the Variable Frequency Drives at the North Plant. The existing units are of archaic technology and are in declining condition. Method: Through a competitively bid construction contract 27 Variable Frequency Drives will be replaced or upgraded, systematically and methodically so as to minimize plant production down time. End State: With these Variable Frequency Drive upgrades, the plant will own and operate an improved, latest-technology pumping control and delivery system.	\$ 1,000,000
	Unspent Project budget carried forward into FY 2009	Projects that were budgeted in FY 2008 which had remaining, unspent balances were carried forward into the FY 2009 budget on September 18, 2008*. Projects include repair-type or growth-related construction. Master Pump Stations, Water Mains, wells, filter replacements, plant expansions, plant repairs, updating Master plans and studies.	\$ 5,044,500
	Impact Fee Fund 411		\$ 11,796,500
	User Fee Fund 412		\$ 5,845,500
	Bond Proceeds Fund 415		

Wastewater Capital Projects Funds (413, 414, 415)

72548	Master Pump Station Mechanical Improvements	Purpose: Of over 750 lift stations, at least three to five critical pump stations will be worked on for sustained compliance. Except for a few pumps all are at the least 15 years old or older. Due to changes in the incoming flow it is necessary to remove and replace some of these pumps with high efficiency pumps along with pipes and panels and other related work as necessary to increase their capacity. Method: Engineering: Fixed term professional engineering services will be used for design services. Construction: Through competitive construction bids and approvals from the BCC. End state: This action will result in higher capacity pumping station.	\$ 3,300,000
73950	North County WRF Expansion to 30.6 MGD	Purpose: To construct the necessary additional components and upgrades to bring the North County Water Reclamation Facility into future compliance with all laws, codes, ordinances, and regulatory requirements. Method: Procure construction services through open, public competitive bidding. End State: A water reclamation facility that will be able to meet all future compliance requirements be ready and able to meet future demand with reliability and fully, successfully, and effectively serve the wastewater customers of Collier County.	\$ 13,043,500

**FY 09 Description of Major Capital Projects by Fund
(\$1 Million Budget and Greater)**

<u>Project Number</u>	<u>Project Name</u>	<u>Description</u>	<u>FY 09 Budget</u>
Wastewater Capital Projects Funds (413, 414, 415) - continued			
73968	North County WRF Technical Support Projects	Purpose: Provide needed repairs to process equipment and plant site. Method: Through a competitive bid process. End State: Maintain operational standards at the North County Water Reclamation Facility	\$ 1,500,000
	Unspent Project budget carried forward into FY 2009	Projects that were budgeted in FY 2008 which had remaining, unspent balances were carried forward into the FY 2009 budget on September 18, 2008*. Projects include repair-type or growth-related construction. Lift Stations, Force Mains, irrigation quality (IQ) system, plant expansions, plant repairs, updating Master plans and studies.	
	Impact Fee Fund 413		\$ 4,276,200
	User Fee Fund 414		\$ 8,182,700
	Bond Proceeds Fund 415		\$ 1,546,800
Solid Waste Capital Fund (474)			
	Unspent Project budget carried forward into FY 2009	Projects that were budgeted in FY 2008 which had remaining, unspent balances were carried forward into the FY 2009 budget on September 18, 2008*. There was only one project over \$1 million, Landfill Cells 1 and 2 Restoration at \$2.8 million.	\$ 4,606,300
Airport Authority			
	Marco Island North Apron & Parking Relocation	Aircraft Terminal Apron (North) and vehicle parking relocation - Permitting, bidding & construction	\$ 1,262,200
	Marco Island South Taxiway & Apron Construction	Taxiway construction and apron (south) relocation construction	\$ 2,771,600
	Unspent Project budget carried forward into FY 2009	Projects that were budgeted in FY 2008 which had remaining, unspent balances were carried forward into the FY 2009 budget on September 18, 2008*. Two projects were over \$1 million, Immokalee land acquisition for runway extension at \$3.2 million and Immokalee runway extension at \$5.2 million.	
	Airport Authority Fund 496		\$ 2,930,800
	Immokalee Airport Fund 497		\$ 9,153,800

* During Collier County's final FY 2009 Public Budget Hearing held on September 18, 2008, the Board of County Commissioners (Board) adopted budget resolutions which recognized and appropriated estimated FY 2008 year end unspent balances of approved grant and capital project funds beginning October 1, 2008. In prior years, this action took place in the first month of the new budget year. This action was taken by the Board on September 18, 2008 to ensure that all continuing expense/expenditure appropriations would be available on the first day of the new fiscal year

This page intentionally left blank.

**Collier County Government
Fiscal Year 2009 Adopted Budget**

Capital Improvement Program

Division Budgetary Cost Summary	FY 2007 Actual	FY 2008 Adopted	FY 2008 Forecast	FY 2009 Current	FY 2009 Expanded	FY 2009 Adopted	FY 2009 Change
Personal Services	4,017,239	4,331,000	4,061,000	4,322,100	-	4,322,100	(0.2%)
Operating Expense	50,283,091	5,572,700	4,388,700	13,267,700	-	13,267,700	138.1%
Indirect Cost Reimburs	188,800	191,300	191,300	169,300	-	169,300	(11.5%)
Arbitrage Services	12,553	29,800	29,800	29,800	-	29,800	0 %
Capital Outlay	221,292,644	430,608,800	295,764,500	515,684,300	-	515,684,300	19.8%
Debt Service	1,227,652	12,022	12,000	12,000	-	12,000	(0.2%)
Debt Service - Principal	-	10,013,610	9,968,600	10,824,200	-	10,824,200	8.1%
Debt Service - Interest	7,442,329	10,509,068	10,343,500	10,395,400	-	10,395,400	(1.1%)
Remittances	3,818,863	1,000,000	-	4,017,800	-	4,017,800	301.8%
Total Net Budget	288,283,170	462,268,300	324,759,400	558,722,600	-	558,722,600	20.9 %
Grants and Aid	267	-	-	-	-	-	na
Advance/Loan to 350 EMS	159,500	814,800	814,800	-	-	-	(100.0%)
Advance/Loan to 355 Library	-	838,200	3,092,700	3,748,800	-	3,748,800	347.2%
Advance/Loan to 385 Law Enforcement	1,137,600	1,525,900	1,525,900	2,630,700	-	2,630,700	72.4%
Advance/Loan to 390 Gen Gov't Fac	2,129,400	2,075,200	2,075,200	4,110,000	-	4,110,000	98.1%
Advance/Loan to 381 Correctional Fac	-	-	-	53,100	-	53,100	na
Trans to Property Appraiser	145,122	168,200	168,200	171,600	-	171,600	2.0%
Trans to Tax Collector	557,484	617,500	617,500	621,800	-	621,800	0.7%
Trans to General Fund	336,600	442,100	442,100	444,400	-	444,400	0.5%
Trans to 101 Transp Op Fd	554,500	770,200	770,200	450,700	-	450,700	(41.5%)
Trans to 113 Com Dev Fd	4,000	130,000	130,000	1,000,000	-	1,000,000	669.2%
Trans to 131 Plan Serv Fd	-	130,000	130,000	130,000	-	130,000	0 %
Trans to 174 Conserv Collier Fd	2,750,700	2,644,900	2,644,900	2,627,900	-	2,627,900	(0.6%)
Trans to Debt Serv Fds	1,565,976	-	-	-	-	-	na
Trans to 210 Debt Serv Fd	1,362,300	1,049,300	1,049,300	1,048,000	-	1,048,000	(0.1%)
Trans to 212 Debt Serv Fd	14,614,100	13,962,800	13,962,800	13,873,600	-	13,873,600	(0.6%)
Trans to 215 Debt Serv Fd	1,953,300	1,954,600	1,954,600	1,954,700	-	1,954,700	0 %
Trans to 216 Debt Serv Fd	8,358,400	9,059,600	9,059,600	9,621,300	-	9,621,300	6.2%
Trans to 272 Debt Serv Fd	4,933,300	-	-	-	-	-	na
Trans to 299 Debt Serv Fd	1,077,418	15,694,600	12,346,600	10,122,800	-	10,122,800	(35.5%)
Trans to 301 Co Wide Cap Fd	381,100	137,700	137,700	61,800	-	61,800	(55.1%)
Trans to 306 Parks Cap Fd	600,000	-	-	-	-	-	na
Trans to 312 Gas Tax Op Fd	2,586,800	2,790,500	2,790,500	2,806,600	-	2,806,600	0.6%
Trans to 320 Clam Bay Cap Fd	11,000	11,000	11,000	11,000	-	11,000	0 %
Trans to 385 Law Enforc Im Fee Cap Fd	71,400	-	-	-	-	-	na
Trans to 390 Gen Gov Fac IF Cap Fd	-	1,150,000	1,291,300	-	-	-	(100.0%)
Trans to Enterprise Fds	65,248,636	-	-	-	-	-	na
Trans to 408 Water/Sewer Fd	44,641	25,200	25,200	10,500	-	10,500	(58.3%)
Trans to 410 W/S Debt Serv Fd	5,710,900	9,532,200	9,532,200	10,210,200	-	10,210,200	7.1%
Trans to 411 W Impact Fee Cap Fd	16,000,000	51,600,000	6,400,000	-	-	-	(100.0%)
Trans to 412 W User Fee Cap Fd	4,482,359	5,456,700	352,900	5,260,500	-	5,260,500	(3.6%)
Trans to 413 S Impact Fee Fd	868,046	29,034,100	699,400	5,624,100	-	5,624,100	(80.6%)
Trans to 414 S User Fee Cap Fd	3,156,345	8,810,600	695,800	1,172,900	-	1,172,900	(86.7%)
Trans to 426 CAT Mass Transit Fd	2,000,000	2,000,000	2,000,000	1,750,000	-	1,750,000	(12.5%)
Trans to 495 Airport Op Fd	2,295,536	-	-	-	-	-	na
Reserves For Contingencies	-	21,594,400	-	10,606,700	-	10,606,700	(50.9%)
Reserves For Debt Service	-	43,188,200	-	37,276,200	-	37,276,200	(13.7%)
Reserves For Capital	-	34,518,100	-	89,037,000	-	89,037,000	157.9%
Reserves For Cash Flow	-	5,989,500	-	250,000	-	250,000	(95.8%)
Reserve for Attrition	-	(102,400)	-	-	-	-	(100.0%)
Total Budget	433,379,899	729,882,000	399,479,800	775,409,500	-	775,409,500	6.2%

**Collier County Government
Fiscal Year 2009 Adopted Budget**

Capital Improvement Program

Appropriations by Department	FY 2007 Actual	FY 2008 Adopted	FY 2008 Forecast	FY 2009 Current	FY 2009 Expanded	FY 2009 Adopted	FY 2009 Change
Constitutional Officer's Capital Improvements	13,945,115	12,622,300	16,949,700	19,570,600	-	19,570,600	55.0%
Administrative Services Capital	55,503,815	35,319,900	71,567,600	98,132,100	-	98,132,100	177.8%
Airport Authority Capital	-	600,000	2,327,200	16,378,400	-	16,378,400	2,629.7%
Community Development & Enviro Services Capital	1,264,251	-	637,000	1,776,400	-	1,776,400	na
Courts Related Capital	62,518	1,102,900	1,284,000	1,855,400	-	1,855,400	68.2%
Office of the County Manager Capital	2,438,095	794,800	1,517,500	11,962,900	-	11,962,900	1,405.1%
Public Services Capital	16,745,500	13,353,000	18,677,400	58,992,200	-	58,992,200	341.8%
Public Utilities Capital & Debt Service	10,592,371	184,117,100	69,410,800	90,133,600	-	90,133,600	(51.0%)
Transportation Capital	187,731,504	214,358,300	142,388,200	259,921,000	-	259,921,000	21.3%
Total Net Budget	288,283,170	462,268,300	324,759,400	558,722,600	-	558,722,600	20.9%
County - Wide Capital Improvement Program	816,100	-	-	-	-	-	na
Constitutional Officer's Capital Improvements	3,805,900	11,818,000	9,018,600	15,055,500	-	15,055,500	27.4%
Administrative Services Capital	14,471,206	25,620,600	9,989,900	23,223,200	-	23,223,200	(9.4%)
Airport Authority Capital	2,295,536	1,359,400	-	2,079,600	-	2,079,600	53.0%
Community Development & Enviro Services Capital	-	1,746,200	260,000	1,130,000	-	1,130,000	(35.3%)
Office of the County Manager Capital	637,547	2,836,400	1,724,300	1,460,300	-	1,460,300	(48.5%)
Public Services Capital	7,194,464	41,503,000	15,141,600	31,689,900	-	31,689,900	(23.6%)
Public Utilities Capital & Debt Service	95,536,410	141,176,900	17,736,100	110,065,800	-	110,065,800	(22.0%)
Transportation Capital	20,339,567	41,553,200	20,849,900	31,982,600	-	31,982,600	(23.0%)
Total Transfers and Reserves	145,096,729	267,613,700	74,720,400	216,686,900	-	216,686,900	(19.0%)
Total Budget	433,379,899	729,882,000	399,479,800	775,409,500	-	775,409,500	6.2%

**Collier County Government
Fiscal Year 2009 Adopted Budget**

Capital Improvement Program

Division Funding Sources	FY 2007 Actual	FY 2008 Adopted	FY 2008 Forecast	FY 2009 Current	FY 2009 Expanded	FY 2009 Adopted	FY 2009 Change
Ad Valorem Taxes	18,595,062	13,147,200	12,000,000	13,135,200	-	13,135,200	(0.1%)
Delinquent Ad Valorem Taxes	5,231	-	500	-	-	-	na
Local Gas Taxes	14,165,138	16,252,600	13,926,000	12,853,400	-	12,853,400	(20.9%)
Tourist Devel Tax	7,114,516	7,250,000	7,249,700	7,250,000	-	7,250,000	0 %
Licenses & Permits	1,671,563	250,000	380,000	282,400	-	282,400	13.0%
Intergovernmental Revenues	16,183,041	17,917,200	25,721,400	13,141,100	-	13,141,100	(26.7%)
Gas Taxes	5,432,463	5,849,400	6,220,200	5,934,600	-	5,934,600	1.5%
SFWM/Big Cypress Revenue	45,000	116,900	1,600,000	2,200,000	-	2,200,000	1,782.0%
FEMA - Fed Emerg Mgt Agency	1,300,911	-	-	-	-	-	na
Charges For Services	9,280,527	-	810,300	-	-	-	na
Fines & Forfeitures	1,068,590	1,161,000	1,036,100	1,036,100	-	1,036,100	(10.8%)
Miscellaneous Revenues	6,177,712	280,500	1,119,200	286,800	-	286,800	2.2%
Interest/Misc	12,907,194	4,112,600	5,418,600	4,054,000	-	4,054,000	(1.4%)
Assessments	715,337	1,464,700	1,447,700	1,620,700	-	1,620,700	10.7%
Impact Fees	54,614,614	68,618,400	35,859,600	33,867,400	-	33,867,400	(50.6%)
COA Impact Fees	50,822,266	27,900,000	11,600,000	16,600,000	-	16,600,000	(40.5%)
Other Financing Sources	1,697,495	-	-	-	-	-	na
Loan Proceeds	21,017,628	194,030,700	57,205,800	47,622,000	-	47,622,000	(75.5%)
SRF Loan Proceeds	-	62,901,400	8,148,100	12,057,500	-	12,057,500	(80.8%)
Bond Proceeds	-	94,528,300	-	-	-	-	(100.0%)
Advance/Loan fm 001 Gen Fd	4,183,200	2,508,700	2,622,000	2,590,500	-	2,590,500	3.3%
Advance/Loan fm 301 Co Wide Proj Fd	3,426,500	5,254,100	7,508,600	10,542,600	-	10,542,600	100.7%
Reimb From Other Depts	3,868,353	62,800	62,900	-	-	-	(100.0%)
Trans fm Property Appraiser	21,413	-	21,400	21,400	-	21,400	na
Trans fm Tax Collector	312,354	35,000	230,500	222,100	-	222,100	534.6%
Trans fm 001 Gen Fund	73,942,200	58,551,100	58,551,100	56,079,100	-	56,079,100	(4.2%)
Trans fm Special Rev Fds	1,149,579	-	851,900	-	-	-	na
Trans fm 101 Transp Op Fd	500,000	-	-	-	-	-	na
Trans fm 111 MSTD Gen Fd	3,313,800	2,495,700	2,495,700	1,995,600	-	1,995,600	(20.0%)
Trans fm 113 Comm Dev Fd	357,100	353,700	353,700	39,400	-	39,400	(88.9%)
Trans fm 114 Pollutn Ctrl Fd	72,900	58,600	58,600	10,300	-	10,300	(82.4%)
Trans fm 131 Dev Serv Fd	243,800	219,600	219,600	35,400	-	35,400	(83.9%)
Trans fm 163 Baysh/Av Beaut Fd	-	200,000	200,000	-	-	-	(100.0%)
Trans fm 187 Bayshore Redev Fd	529,000	-	200,000	-	-	-	na
Trans fm 194 TDC Prom Fd	-	268,400	536,000	605,000	-	605,000	125.4%
Trans fm 195 TDC Cap Fd	11,000	11,000	11,000	11,000	-	11,000	0 %
Trans fm 198 Museum Fd	330,000	-	-	300,000	-	300,000	na
Trans fm Debt Serv Fds	-	-	-	494,000	-	494,000	na
Trans fm 301 Co Wide Cap Fd	600,000	-	-	-	-	-	na
Trans fm 313 Gax Tax Cap Fd	2,920,800	2,883,900	2,883,900	2,856,500	-	2,856,500	(1.0%)
Trans fm 325 Stormwater Cap Fd	47,100	44,300	44,300	11,900	-	11,900	(73.1%)
Trans fm 385 Law Enforc Cap Fd	-	1,150,000	1,291,300	-	-	-	(100.0%)
Trans fm 390 Gen Gov Fac Cap Fd	71,400	-	-	-	-	-	na
Trans fm Enterprise Fds	-	-	3,025,700	-	-	-	na
Trans fm 408 Water / Sewer Fd	46,890,500	22,539,600	22,539,600	50,692,900	-	50,692,900	124.9%
Trans fm 410 W/S Debt Serv Fd	89,755,386	94,901,400	8,148,100	12,057,500	-	12,057,500	(87.3%)
Trans fm 411 W Impact Fee Cap Fd	-	4,190,100	4,190,100	4,657,400	-	4,657,400	11.2%
Trans fm 413 S Impact Fee Cap Fd	5,710,900	5,342,100	5,342,100	5,552,800	-	5,552,800	3.9%
Trans fm 470 Solid Waste Fd	525,800	1,317,800	1,317,800	1,315,000	-	1,315,000	(0.2%)
Trans fm 473 Mand Collct Fd	290,000	860,000	860,000	762,600	-	762,600	(11.3%)
Trans fm 495 Airport Op Fd	2,200	-	-	-	-	-	na
Trans fm Trust & Agcy Fds	-	-	100,000	-	-	-	na
Carry Forward	525,905,211	18,658,400	537,470,700	457,905,700	-	457,905,700	2,354.2%
Negative 5% Revenue Reserve	-	(7,805,000)	-	(5,290,400)	-	(5,290,400)	(32.2%)
Total Funding	987,794,782	729,882,200	850,879,800	775,409,500	-	775,409,500	6.2%

**Collier County Government
Fiscal Year 2009 Adopted Budget**

Capital Improvement Program

Division Position Summary	FY 2007 Actual	FY 2008 Adopted	FY 2008 Forecast	FY 2009 Current	FY 2009 Expanded	FY 2009 Adopted	FY 2009 Change
Constitutional Officer's Capital Improvements	0.01	-	-	-	-	-	na
Administrative Services Capital	3.00	3.00	4.00	4.00	-	4.00	33.3%
Airport Authority Capital	0.01	-	-	-	-	-	na
Community Development & Enviro Services Capital	0.01	-	-	-	-	-	na
Courts Related Capital	0.01	-	-	-	-	-	na
Office of the County Manager Capital	0.01	-	-	-	-	-	na
Public Services Capital	3.00	5.00	5.00	5.00	-	5.00	0 %
Public Utilities Capital & Debt Service	0.01	-	-	-	-	-	na
Transportation Capital	42.00	39.00	39.00	38.00	-	38.00	(2.6%)
Total FTE	48.06	47.00	48.00	47.00	-	47.00	0 %

CIP Summary by Project Category	FY 2008 Adopted	FY 2008 Amended	FY 2008 Forecasted	FY 2009 Budget
Airport Authority	1,959,400	14,581,730	2,327,200	18,458,000
Community Devel & Enviro Services	1,746,200	4,032,761	897,000	2,906,400
County Extension, Education, & Training	-	170,762	-	170,800
Court Related Capital	1,102,900	2,078,382	1,284,000	1,855,400
Emergency Management Services	-	4,567	-	4,600
Emergency Medical Services	2,486,900	13,299,817	2,921,400	10,882,300
Facilities Management	28,078,300	114,748,929	62,718,300	64,794,200
Information Technology Capital	4,999,400	14,493,872	7,380,300	8,501,400
Isle of Capri Fire	162,500	166,224	600	207,000
Libraries	5,506,500	24,274,307	17,317,300	13,766,000
Museum	500,000	1,196,775	173,500	1,523,300
Ochopee Fire Control	161,700	176,000	1,300	190,100
Office of Management & Budget	50,000	115,984	53,600	117,400
Parks & Recreation	24,263,500	52,951,584	8,036,300	43,897,300
Pelican Bay Capital	770,100	1,497,694	264,900	2,021,500
Sheriff Office	23,431,500	40,965,601	25,591,100	33,215,500
Solid Waste Capital	1,480,600	12,296,599	7,569,300	6,761,600
Stormwater	19,733,800	35,167,340	20,730,200	20,793,300
Supervisor of Elections	1,008,800	1,787,773	377,200	1,410,600
Tourist Development Council	24,586,000	28,867,991	8,291,900	31,324,700
Transportation	231,578,200	430,361,178	138,640,700	266,787,600
Water / Sewer Assessments	26,000	26,581	26,000	11,900
Water / Sewer District Capital	191,273,600	276,618,635	50,960,800	137,754,200
Total Project Budget	564,905,900	1,069,881,086	355,562,900	667,355,100

**Collier County Government
Fiscal Year 2009 Adopted Budget**

**Capital Improvement Program
Administrative Services Capital
Conservation Collier Fund (172)**

Program Summary	FY 2009 Total FTE	FY 2009 Budget	FY 2009 Revenues	FY 2009 Net Cost
Departmental Administration/Overhead	4.00	409,043	-	409,043
Funding for department administration and fixed overhead.				
Land Evaluations	-	285,057	-	285,057
Direct costs to evaluate and rank the proposed properties for the Active Acquisition List. Coordinate the Activities of the Conservation Collier Land Acquisition Advisory Committee and work with Real Estate Services to purchase the approved properties.				
Land Purchase & Reserves	-	44,201,700	47,851,100	-3,649,400
Estimated Land Purchases & Reserves.				
Land Management & Fund Transfers	-	3,164,200	208,900	2,955,300
The referendum authorizing the Conservation Collier program requires 15% of the ad valorem taxes to be directed for land management of acquired lands. This value is a transfer to Fund (174) where the activities are budgeted.				
Current Level of Service Budget	<u>4.00</u>	<u>48,060,000</u>	<u>48,060,000</u>	-
Total Adopted Budget	<u>4.00</u>	<u>48,060,000</u>	<u>48,060,000</u>	-

Program Budgetary Cost Summary	FY 2007 Actual	FY 2008 Adopted	FY 2008 Forecast	FY 2009 Current	FY 2009 Expanded	FY 2009 Adopted	FY 2009 Change
Personal Services	198,940	245,900	314,800	356,000	-	356,000	44.8%
Operating Expense	226,224	476,300	528,300	315,900	-	315,900	(33.7%)
Indirect Cost Reimburs	26,100	41,200	41,200	38,600	-	38,600	(6.3%)
Capital Outlay	12,753,708	16,000,000	7,393,100	38,058,600	-	38,058,600	137.9%
Net Operating Budget	<u>13,204,971</u>	<u>16,763,400</u>	<u>8,277,400</u>	<u>38,769,100</u>	-	<u>38,769,100</u>	<u>131.3%</u>
Trans to Property Appraiser	126,223	142,200	142,200	142,200	-	142,200	0 %
Trans to Tax Collector	383,084	394,400	394,400	394,100	-	394,100	(0.1%)
Trans to 113 Com Dev Fd	4,000	-	-	-	-	-	na
Trans to 174 Conserv Collier Fd	2,750,700	2,644,900	2,644,900	2,627,900	-	2,627,900	(0.6%)
Trans to 272 Debt Serv Fd	4,933,300	-	-	-	-	-	na
Reserves For Debt Service	-	7,917,900	-	6,126,700	-	6,126,700	(22.6%)
Total Budget	<u>21,402,277</u>	<u>27,862,800</u>	<u>11,458,900</u>	<u>48,060,000</u>	-	<u>48,060,000</u>	<u>72.5%</u>
Total FTE	<u>3.00</u>	<u>3.00</u>	<u>4.00</u>	<u>4.00</u>	-	<u>4.00</u>	<u>33.3%</u>

Program Funding Sources	FY 2007 Actual	FY 2008 Adopted	FY 2008 Forecast	FY 2009 Current	FY 2009 Expanded	FY 2009 Adopted	FY 2009 Change
Ad Valorem Taxes	18,595,062	13,147,200	12,000,000	13,135,200	-	13,135,200	(0.1%)
Delinquent Ad Valorem Taxes	5,231	-	500	-	-	-	na
Miscellaneous Revenues	187	-	16,400	400	-	400	na
Interest/Misc	1,365,617	100,000	567,600	250,000	-	250,000	150.0%
Loan Proceeds	-	-	-	17,000,000	-	17,000,000	na
Reimb From Other Depts	-	-	100	-	-	-	na
Trans frm Property Appraiser	21,413	-	21,400	21,400	-	21,400	na
Trans frm Tax Collector	187,114	-	187,100	187,100	-	187,100	na
Carry Forward	18,136,140	15,278,000	16,788,500	18,122,700	-	18,122,700	18.6%
Negative 5% Revenue Reserve	-	(662,400)	-	(656,800)	-	(656,800)	(0.8%)
Total Funding	<u>38,310,764</u>	<u>27,862,800</u>	<u>29,581,600</u>	<u>48,060,000</u>	-	<u>48,060,000</u>	<u>72.5%</u>

**Capital Improvement Program
Administrative Services Capital
Conservation Collier Fund (172)**

Forecast FY 2008: Parcels purchased and/or expected to be purchased during FY 2008 are valued at \$7,393,100, based on estimated values as of April 8, 2008. These parcels are:

PURCHASED:

Connolly Trust	\$ 469,172
RJS, LLC (30 acres)	\$ 201,082
Starnes/Adkins/Bickel	\$ 4,994,676
Winchester Head (22 parcels)	\$ 688,504
Misc. title and closing fees	\$ 16,309

FORECAST TO BE PURCHASED:

Freitas	\$ 43,130
Freedom Park	\$ 56,300
Winchester Head (3 parcels)	\$ 89,010
North Golden Gate Estates (10 parcels)	\$ 834,917

TOTAL \$ 7,393,100

There is a forecast transfer of \$2,644,900 for perpetual maintenance of conservation lands (representing 15% of the net tax levy) in accordance with the enabling ordinance. Increases in personal services for FY 2008 reflect the transfer of an Administrative Secretary (1.0 FTE) into this program from Real Property Management, as well as career progression of current employees and increased hours for a Job Bank Environmental Specialist. With ongoing development, the increasing complexity of the Program, and the acquisition of more lands, it has become critical to have assistance from a full time Administrative Secretary and Job Bank Environmental Specialist with many organizational and routine tasks that would otherwise use the time of higher paid technical staff in an inefficient manner.

Current FY 2009: The FY09 \$3,058,600 current budget for land purchases assumes that no additional bonding will occur, and that only the following properties from the A-list will be purchased

FORECAST TO BE PURCHASED in FY 2009:

North Golden Gate Est Unit 53 (35 parcels)	\$ 1,472,000
Winchester Head (43 parcels)	\$ 946,600
Mcllvane Marsh - Trinh-1 (1)	\$ 640,000
Pepper Ranch	\$ 35,000,000

TOTAL land purchases for FY 2009 \$ 38,058,600

The transfer to Fund 174 for Conservation Collier land management activities totals \$2,627,900 pursuant to ordinance 2002-63. There is no transfer to the Debt Service Fund (272), as bond counsel recommends a separate tax levy for Conservation Collier bonded debt.

Revenues FY 2009: Budgeted ad valorem tax revenue of \$13,135,200 is based upon a taxable value of \$79,175,284,679 (4.08% net decrease) and a tax rate of 0.1659 mills. The ad valorem revenue reflects separate tax levies for the land acquisition/maintenance program and for the outstanding bond debt service.

Financing in the amount of approximately \$17,000,000 will be required in order to make all land purchases forecast for FY 2009. Staff continues to work with the County's financial advisors in order to pursue the most responsible and effective manner in which to do so.

**Collier County Government
Fiscal Year 2009 Adopted Budget**

**Capital Improvement Program
Courts Related Capital
Court Maintenance Fee Fund (181)**

Mission Statement

The source of revenue is Ordinance 04-43 adopted by the Board of County Commissioners on June 22, 2004 as authorized by Section 318.18(13)(a) F.S. the ordinance provides for a \$15 surcharge for those non-criminal traffic infractions set forth in Chapter 318, Florida Statutes, and certain criminal violations enumerated in Section 318.17, Florida Statutes. This revenue was specifically created to fund State Court Facilities.

Program Budgetary Cost Summary	FY 2007 Actual	FY 2008 Adopted	FY 2008 Forecast	FY 2009 Current	FY 2009 Expanded	FY 2009 Adopted	FY 2009 Change
Operating Expense	-	-	-	-	-	-	na
Capital Outlay	62,518	1,102,900	1,284,000	1,855,400	-	1,855,400	68.2%
Net Operating Budget	62,518	1,102,900	1,284,000	1,855,400	-	1,855,400	68.2%
Total Budget	62,518	1,102,900	1,284,000	1,855,400	-	1,855,400	68.2%
Total FTE	0.01	-	-	-	-	-	na

Program Funding Sources	FY 2007 Actual	FY 2008 Adopted	FY 2008 Forecast	FY 2009 Current	FY 2009 Expanded	FY 2009 Adopted	FY 2009 Change
Fines & Forfeitures	1,068,590	1,161,000	1,036,100	1,036,100	-	1,036,100	(10.8%)
Interest/Misc	43,969	-	40,000	40,000	-	40,000	na
Carry Forward	-	-	1,041,000	833,100	-	833,100	na
Negative 5% Revenue Reserve	-	(58,100)	-	(53,800)	-	(53,800)	(7.4%)
Total Funding	1,112,559	1,102,900	2,117,100	1,855,400	-	1,855,400	68.2%

CIP Category / Project Title	FY 2008 Adopted	FY 2008 Amended	FY 2008 Forecasted	FY 2009 Budget	FY 2010 Budget	FY 2011 Budget	FY 2012 Budget	FY 2013 Budget
Court Related Capital								
Courthouse Fire Alarm	-	627,482	570,300	57,200	-	-	-	-
Courthouse Reroofing	-	348,000	342,500	5,500	-	-	-	-
Redesign Courthouse	1,102,900	1,102,900	371,200	1,311,700	-	-	-	-
Replace carpet 1st, 2nd, 3rd floor hearing and courtrooms	-	-	-	105,000	-	-	-	-
Replace Carpet on 5th Floor	-	-	-	64,000	-	-	-	-
Replace knee wall	-	-	-	78,000	-	-	-	-
Restore panels & furniture	-	-	-	234,000	-	-	-	-
Court Related Capital	1,102,900	2,078,382	1,284,000	1,855,400	-	-	-	-
Program Total Project Budget	1,102,900	2,078,382	1,284,000	1,855,400	-	-	-	-

**Collier County Government
Fiscal Year 2009 Adopted Budget**

**Capital Improvement Program
Public Services Capital
TDC Park Beaches Fund (183)**

Program Budgetary Cost Summary	FY 2007 Actual	FY 2008 Adopted	FY 2008 Forecast	FY 2009 Current	FY 2009 Expanded	FY 2009 Adopted	FY 2009 Change
Operating Expense	72,166	-	-	10,000	-	10,000	na
Capital Outlay	4,939	2,480,100	183,300	8,860,900	-	8,860,900	257.3%
Net Operating Budget	77,105	2,480,100	183,300	8,870,900	-	8,870,900	257.7%
Trans to Tax Collector	46,956	59,800	59,800	59,800	-	59,800	0 %
Trans to 299 Debt Serv Fd	538,709	3,215,000	3,202,300	-	-	-	(100.0%)
Reserves For Contingencies	-	724,800	-	-	-	-	(100.0%)
Reserves For Capital	-	1,200,000	-	500,200	-	500,200	(58.3%)
Total Budget	662,769	7,679,700	3,445,400	9,430,900	-	9,430,900	22.8%

Program Funding Sources	FY 2007 Actual	FY 2008 Adopted	FY 2008 Forecast	FY 2009 Current	FY 2009 Expanded	FY 2009 Adopted	FY 2009 Change
Tourist Devel Tax	2,347,790	2,392,500	2,392,400	2,392,500	-	2,392,500	0 %
Interest/Misc	73,201	-	-	-	-	-	na
Other Financing Sources	153,939	-	-	-	-	-	na
Reimb From Other Depts	-	-	-	-	-	-	na
Trans frm Tax Collector	22,934	-	-	-	-	-	na
Trans fm 194 TDC Prom Fd	-	88,600	176,900	199,600	-	199,600	125.3%
Carry Forward	5,958,972	5,318,200	7,834,600	6,958,400	-	6,958,400	30.8%
Negative 5% Revenue Reserve	-	(119,600)	-	(119,600)	-	(119,600)	0 %
Total Funding	8,556,837	7,679,700	10,403,900	9,430,900	-	9,430,900	22.8%

**Collier County Government
Fiscal Year 2009 Adopted Budget**

**Capital Improvement Program
Public Services Capital
TDC Park Beaches Fund (183)**

CIP Category / Project Title	FY 2008 Adopted	FY 2008 Amended	FY 2008 Forecasted	FY 2009 Budget	FY 2010 Budget	FY 2011 Budget	FY 2012 Budget	FY 2013 Budget
Tourist Development Council								
Barefoot Back Bay Pier	50,000	50,000	-	50,000	-	-	-	-
Barefoot Beach - Third Parking Lot Reshell	40,000	40,000	-	40,000	-	-	-	-
Barefoot Beach Access Signage	-	-	-	10,000	-	-	-	-
Barefoot Beach Entrance	302,000	302,000	-	302,000	-	-	-	-
Barefoot Beach Preserve Landscaping	-	-	-	25,000	-	-	-	-
Beach Access at Gulfshore and Marco South	10,000	10,000	10,000	-	-	-	-	-
Beach Access Landscaping	-	1,625	100	1,600	-	-	-	-
Chemical Restroom Facility - Barefoot #3	102,000	102,000	-	102,000	-	-	-	-
Clam Pass Southern Boardwalk	-	685,466	28,200	657,300	-	-	-	-
Cocohatchee Pier Loading Facility	50,000	50,000	-	50,000	-	-	-	-
Conner Park Expansion	100,000	112,618	56,000	381,700	-	-	-	-
Delanor Wiggins Park - County Ownership	25,000	25,000	25,000	-	-	-	-	-
Elected Officials Transfers 183	59,800	59,800	59,800	59,800	-	-	-	-
General Beach Access Improvements	33,000	33,000	2,000	31,000	-	-	-	-
Interfund Transfers 183	3,215,000	3,215,000	3,202,300	-	-	-	-	-
Master Meters for Beach Parks	-	-	-	57,000	-	-	-	-
Reserves 183	1,924,800	1,924,800	-	500,200	-	-	-	-
Reshell Tigertail Beach Parking Lot	40,000	40,000	-	40,000	-	-	-	-
South Marco Beach Access Landscaping	-	-	-	25,000	-	-	-	-
Sugden Park Beach Sand	-	-	-	16,100	-	-	-	-
Tigertail Beach Playground Equipment	150,000	150,000	-	150,000	-	-	-	-
Tigertail Beach Replace Dune Walkover	-	-	-	670,000	-	-	-	-
Tigertail Restroom and Pedestrian Boardwalk	1,250,000	2,250,000	-	2,250,000	-	-	-	-
Vanderbilt Aqua Parking Garage Structure	50,000	50,000	-	50,000	-	-	-	-
Vanderbilt Beach Access Number 8	18,100	499,967	5,300	654,700	-	-	-	-
Vanderbilt Beach Access Paved Walkway	-	59,959	3,300	56,700	-	-	-	-
Vanderbilt Beach Road Pier	100,000	122,047	33,400	88,600	-	-	-	-
Vanderbilt Beach Walkway	-	8,000	7,500	500	-	-	-	-
Vanderbilt Pedestrian Access Number 3	60,000	174,162	300	173,900	-	-	-	-
Vanderbilt Restroom Expansion Re-Work	100,000	100,000	12,200	2,987,800	-	-	-	-
Tourist Development Council	7,679,700	10,065,444	3,445,400	9,430,900	-	-	-	-
Program Total Project Budget	7,679,700	10,065,444	3,445,400	9,430,900	-	-	-	-

**Capital Improvement Program
Public Services Capital**

Beach Park Facility Fund (183) was authorized by the Board of County Commissioners in December, 2005 providing a mechanism to budget and account for revenues and corresponding expenses associated with beach access initiatives. This action was pursuant to BCC funding guidelines and the necessity to budget and financially account for this important public purpose.

Forecast 07/08 – Forecast revenue includes a substantial carryforward from fiscal year ending 2007 equal to \$7,834,600 plus annual tourist tax revenue in the amount of \$2,392,400 which is deposited directly in to Fund (183). Actual operating expenses are modest and a significant project roll of budgeted funds is expected into FY 09. Transfers include \$3,202,300 to payoff this funds portion of the Vanderbilt Beach Parking Garage loan.

The forecast transfer from Tourism Fund (194) pursuant to Ordinance 2005-43 totals \$176,900. Actual dollars received from Fund (194) at year ending 2006 and 2007 as a result of Ordinance 2005-43 total \$588,500.

Current FY 08/09 - All expenditures within this fund are connected with on-going and planned beach access maintenance and improvement projects. Initiatives programmed for FY 09 are shown separately on the preceding page. Fund reserves total \$500,200.

Fund revenues include one-third of Category A Tourist Tax collections pursuant to policy guidelines, a modest transfer from Tourist Fund 194 in accordance with Ordinance 2005-43 and carryforward revenue.

**Collier County Government
Fiscal Year 2009 Adopted Budget**

**Capital Improvement Program
Public Services Capital
TDC Beach Capital (195)**

Program Summary	FY 2009 Total FTE	FY 2009 Budget	FY 2009 Revenues	FY 2009 Net Cost
Department / Administration	5.00	667,000	-	667,000
To allocate tourist tax revenues consistent with the Tourist Development Plan based on applications received.				
Capital Projects	-	3,168,000	4,857,500	-1,689,500
Reserves / Transfers	-	16,206,400	14,446,600	1,759,800
Current Level of Service Budget	<u>5.00</u>	<u>20,041,400</u>	<u>19,304,100</u>	<u>737,300</u>
Total Adopted Budget	<u>5.00</u>	<u>20,041,400</u>	<u>19,304,100</u>	<u>737,300</u>

Program Budgetary Cost Summary	FY 2007 Actual	FY 2008 Adopted	FY 2008 Forecast	FY 2009 Current	FY 2009 Expanded	FY 2009 Adopted	FY 2009 Change
Personal Services	326,476	405,600	325,600	577,200	-	577,200	42.3%
Operating Expense	5,815,742	1,494,300	980,100	3,849,600	-	3,849,600	157.6%
Capital Outlay	115,540	4,500	12,000	367,500	-	367,500	8,066.7%
Remittances	85,130	-	-	893,100	-	893,100	na
Net Operating Budget	6,342,888	1,904,400	1,317,700	5,687,400	-	5,687,400	198.6%
Trans to Tax Collector	95,335	121,400	121,400	121,400	-	121,400	0 %
Trans to General Fund	133,800	194,100	194,100	191,200	-	191,200	(1.5%)
Trans to 299 Debt Serv Fd	538,709	3,218,500	3,202,300	-	-	-	(100.0%)
Trans to 320 Clam Bay Cap Fd	11,000	11,000	11,000	11,000	-	11,000	0 %
Reserves For Contingencies	-	-	-	4,900	-	4,900	na
Reserves For Capital	-	11,456,900	-	15,877,900	-	15,877,900	38.6%
Total Budget	7,121,732	16,906,300	4,846,500	21,893,800	-	21,893,800	29.5%
Total FTE	3.00	5.00	5.00	5.00	-	5.00	0 %

Program Funding Sources	FY 2007 Actual	FY 2008 Adopted	FY 2008 Forecast	FY 2009 Current	FY 2009 Expanded	FY 2009 Adopted	FY 2009 Change
Tourist Devel Tax	4,766,726	4,857,500	4,857,300	4,857,500	-	4,857,500	0 %
Intergovernmental Revenues	2,218,115	1,261,300	3,207,900	-	-	-	(100.0%)
FEMA - Fed Emerg Mgt Agency	1,300,911	-	-	-	-	-	na
Charges For Services	90	-	-	-	-	-	na
Miscellaneous Revenues	38,153	-	-	-	-	-	na
Interest/Misc	100,567	-	-	-	-	-	na
Other Financing Sources	307,879	-	-	-	-	-	na
Reimb From Other Depts	325	-	-	-	-	-	na
Trans frm Tax Collector	46,564	-	-	-	-	-	na
Trans fm 111 MSTD Gen Fd	40,000	-	-	-	-	-	na
Trans fm 194 TDC Prom Fd	-	179,800	359,100	405,400	-	405,400	125.5%
Carry Forward	11,399,762	10,850,600	13,024,200	16,873,800	-	16,873,800	55.5%
Negative 5% Revenue Reserve	-	(242,900)	-	(242,900)	-	(242,900)	0 %
Total Funding	20,219,092	16,906,300	21,448,500	21,893,800	-	21,893,800	29.5%

**Collier County Government
Fiscal Year 2009 Adopted Budget**

**Capital Improvement Program
Public Services Capital
TDC Beach Capital (195)**

CIP Category / Project Title	FY 2008 Adopted	FY 2008 Amended	FY 2008 Forecasted	FY 2009 Budget	FY 2010 Budget	FY 2011 Budget	FY 2012 Budget	FY 2013 Budget
Tourist Development Council								
Beach Cleaning Operations	95,000	144,539	64,400	190,300	-	-	-	-
Beach Tilling and Permit Maintenance	75,000	75,713	30,200	85,600	-	-	-	-
Breakwaters & Jetties of South Beach	-	-	-	50,000	-	-	-	-
Caxambas Pass Monitoring	15,000	25,000	-	70,000	-	-	-	-
Caxambas Pass Permit/Dredging	-	163,664	51,000	112,700	-	-	-	-
City Beach Cleaning Operations	71,200	71,200	71,200	134,800	-	-	-	-
City/County Beach Monitoring	150,000	150,000	-	300,000	-	-	-	-
Clam Bay Sea Grass Study	-	14,908	15,000	-	-	-	-	-
Clam Pass Beach Renourishment	-	79,988	800	79,200	-	-	-	-
Clam Pass Ebb Tide S	-	-	-	25,800	-	-	-	-
Clam Pass Monitoring	15,000	25,783	25,800	20,000	-	-	-	-
Doctor's Pass Jetty Re-build	250,000	250,000	-	250,000	-	-	-	-
Doctor's Pass Maintenance Dredging	-	-	-	750,000	-	-	-	-
Doctors Pass Monitoring	22,000	23,070	-	43,100	-	-	-	-
Elected Officials Transfers 195	121,400	121,400	121,400	121,400	-	-	-	-
Hideaway Beach - T-Groins	-	25,000	-	25,000	-	-	-	-
Hideaway Beach Monitoring	45,000	152,945	91,600	86,400	-	-	-	-
Interfund Transfers 195	3,423,600	3,423,600	3,407,400	202,200	-	-	-	-
Marco Island Beach Monitoring	20,000	55,000	-	55,000	-	-	-	-
Naples Pier Annualized Repair and Maintenance	16,200	16,200	16,200	18,000	-	-	-	-
Near Shore Hardbottom Monitoring	400,000	806,233	344,100	462,200	-	-	-	-
Pedestrian Beach Access	-	59,560	-	59,600	-	-	-	-
Reserves 195	11,456,900	11,623,106	-	15,877,900	-	-	-	-
Shorebird Monitoring	-	11,522	3,500	8,100	-	-	-	-
Small Sand Source Investigation	-	122,624	-	294,400	-	-	-	-
TDC Administration	480,000	544,056	407,200	671,900	-	-	-	-
Tigertail Beach & Sand Placement Study	-	-	-	50,000	-	-	-	-
Tigertail Beach Vegetation Removal	50,000	50,000	-	50,000	-	-	-	-
Tigertail Walkway Design	-	65,954	21,300	44,700	-	-	-	-
Vand. Beach Parking Garage	-	350,975	500	350,500	-	-	-	-
Vanderbilt Beach Monitoring	-	71,772	61,300	10,500	-	-	-	-
Vegetation Repairs - Exotic Removal	75,000	75,000	-	150,000	-	-	-	-
Wiggins Pass Dredging	100,000	20,945	-	845,200	-	-	-	-
Wiggins Pass Inlet Monitoring	25,000	26,065	-	56,100	-	-	-	-
Wiggins Pass Modeling	-	156,725	113,600	343,200	-	-	-	-
Tourist Development Council	16,906,300	18,802,547	4,846,500	21,893,800	-	-	-	-
Program Total Project Budget	16,906,300	18,802,547	4,846,500	21,893,800	-	-	-	-

Capital Improvement Program Public Services Capital

During FY 06, the Board of County Commissioners authorized the segregation of funds collected for beach access/beach park facilities from funds collected for beach re nourishment/pass maintenance activities. The fact that dollars dedicated to beach park facilities were co-mingled with beach re nourishment funds proved problematic in identifying compliance with beach re nourishment reserve guidelines and in identifying funds available for beach access initiatives. Beach Park Facilities Fund (183) allows staff to budget and financially account for revenues and expenditures devoted to beach re nourishment/pass maintenance and beach park facilities projects.

Beach re nourishment/pass maintenance was consolidated under a new coastal zone management function during FY 07 with management responsibility under the Public Services Division. Office operations were subsequently moved to the Golden Gate Aquatic Center.

Forecast FY 07/08 - Personal Services are projected under budget for five (5) FATE's. Two (2) employees within this department were reclassify-ed. Since this departments administrative cost center is within a project fund, sufficient budget generally exists to accommodate all personal service expenses due to budget roll from the preceding FY.

Project Expenses and Transfers FY 07/08 – The majority of project work for FY 08 was essentially monitoring in nature reflecting existing permits and compliance requirements. Transfers total \$3,528,800 and include a \$3,202,300 transfer to Commercial Paper Fund (299) to pay off this funds portion of the Vanderbilt Beach Parking Garage loan. The General Fund transfer of \$194,100 pays for the Sea Turtle Monitoring program. Remaining transfers include \$11,000 to Clam Bay Fund (320) and \$121,400 to the Tax Collector.

Forecast Revenue FY 07/08 – A critical component of forecast FY 08 revenue includes continued reimbursement for major beach re nourishment project expenses from the Florida Department of Environmental Protection (FDEP). FDEP revenue support was enhanced through settlement of the beach parking access issue and negotiation of higher cubic yard sand quantity reimbursement limits. Reimbursement revenue from FDEP is projected at \$3,207,900. However, FDEP has advised that the County may be required to pay back \$681,600 which represents truck haul reimbursements previously paid by FEMA. Any required payment back to FDEP would come from Fund (195) reserves.

Total tourist tax collections across all categories are projected at budget. While collections through April 08 exceed budget by \$288,700, industry worries about a slow summer season provide the basis for a flat revenue forecast. Category A tourist tax collections, which are devoted exclusively to beach re nourishment/pass maintenance and beach access projects, are projected flat.

The forecast transfer from Tourism Fund (194) pursuant to Ordinance 2005-43 totals \$359,100. Actual dollars received from Fund (194) at year ending 2006 and 2007 as a result of Ordinance 2005-43 total \$1,194,900.

Current FY 08/09 – Personal services are based upon a complement of five (5) authorized FTE's. The increase of two (2) FTE's from the approved FY 07 budget resulted from creating the new Coastal Zone Management office and direct payment for beach maintenance staff from this fund. Projects budgeted for the FY 09 reflect required permit and compliance monitoring and pass maintenance and dredging initiatives. Budgeted projects are summarized on the following page. Non-project related expenditures include a General Fund (001) transfer for Sea Turtle Monitoring (\$191,200), and a \$11,000 transfer to Clam Bay Fund (320) to offset beach maintenance requirements. This expenditure program includes \$3,500,000 in catastrophe reserves, \$6,000,000 in major beach re nourishment reserves, \$268,000 for Category D pier reserves and \$6,114,800 in unrestricted reserves.

Revenue FY 08/09 – Anticipated revenues include tourist development taxes (2/3rd's of Category A) budgeted at \$4,857,500, a modest transfer from Fund (194) pursuant to Ordinance 2005-43 (\$405,400) and \$16,873,800 in projected year ending 2008 carryforward revenue.

**Collier County Government
Fiscal Year 2009 Adopted Budget**

**Capital Improvement Program
Administrative Services Capital
County Wide Capital Project Fund (301)**

Program Budgetary Cost Summary	FY 2007 Actual	FY 2008 Adopted	FY 2008 Forecast	FY 2009 Current	FY 2009 Expanded	FY 2009 Adopted	FY 2009 Change
Personal Services	22,405	-	-	-	-	-	na
Operating Expense	10,746,545	368,500	-	-	-	-	(100.0%)
Capital Outlay	8,964,257	10,733,000	18,368,800	30,576,100	-	30,576,100	184.9%
Net Operating Budget	19,733,208	11,101,500	18,368,800	30,576,100	-	30,576,100	175.4%
Advance/Loan to 390 Gen Gov't Fac	2,129,400	2,075,200	2,075,200	4,110,000	-	4,110,000	98.1%
Trans to 299 Debt Serv Fd	-	600,900	600,900	-	-	-	(100.0%)
Reserves For Contingencies	-	591,500	-	-	-	-	(100.0%)
Reserves For Debt Service	-	2,341,800	-	800,700	-	800,700	(65.8%)
Total Budget	21,862,608	16,710,900	21,044,900	35,486,800	-	35,486,800	112.4%

Program Funding Sources	FY 2007 Actual	FY 2008 Adopted	FY 2008 Forecast	FY 2009 Current	FY 2009 Expanded	FY 2009 Adopted	FY 2009 Change
Intergovernmental Revenues	-	-	3,357,000	-	-	-	na
Charges For Services	13	-	-	-	-	-	na
Miscellaneous Revenues	96,498	-	2,400	-	-	-	na
Loan Proceeds	-	14,308,000	13,781,600	-	-	-	(100.0%)
Trans fm 001 Gen Fund	-	12,467,100	10,212,600	9,043,600	-	9,043,600	(27.5%)
Trans fm 111 MSTD Gen Fd	-	798,500	798,500	96,600	-	96,600	(87.9%)
Trans fm 113 Comm Dev Fd	-	353,700	353,700	39,400	-	39,400	(88.9%)
Trans fm 114 Pollutn Ctrl Fd	-	58,600	58,600	10,300	-	10,300	(82.4%)
Trans fm 131 Dev Serv Fd	-	219,600	219,600	35,400	-	35,400	(83.9%)
Trans fm 313 Gax Tax Cap Fd	-	93,400	93,400	49,900	-	49,900	(46.6%)
Trans fm 325 Stormwater Cap Fd	-	44,300	44,300	11,900	-	11,900	(73.1%)
Trans fm 408 Water / Sewer Fd	-	925,700	925,700	193,100	-	193,100	(79.1%)
Trans fm 470 Solid Waste Fd	-	78,400	78,400	15,000	-	15,000	(80.9%)
Carry Forward	-	(12,636,400)	17,055,700	25,991,600	-	25,991,600	(305.7%)
Total Funding	96,512	16,710,900	46,981,500	35,486,800	-	35,486,800	112.4%

**Collier County Government
Fiscal Year 2009 Adopted Budget**

**Capital Improvement Program
Administrative Services Capital
County Wide Capital Project Fund (301)**

CIP Category / Project Title	FY 2008 Adopted	FY 2008 Amended	FY 2008 Forecasted	FY 2009 Budget	FY 2010 Budget	FY 2011 Budget	FY 2012 Budget	FY 2013 Budget
Facilities Management								
A/C Repairs	885,900	861,023	242,600	949,100	-	-	-	-
Admin Bldg (F) Renovations	-	-	-	2,500,500	-	-	-	-
Courthouse Annex floors 1-7	-	6,390,711	5,282,400	1,108,300	-	-	-	-
Courthouse Repairs/Renovations	541,300	4,164,126	725,600	3,638,500	-	-	-	-
Emergency Services HQ & Ops Ctr	-	9,895,289	2,508,700	7,441,600	-	-	-	-
Fire Alarms/Life Safety	-	86,420	39,400	47,000	-	-	-	-
Fleet Facilities	-	245	100	100	-	-	-	-
General Building Repairs	3,535,800	5,832,885	1,780,200	5,227,000	-	-	-	-
Interfund Transfers 301 - Admin Serv	2,676,100	2,676,100	2,676,100	4,110,000	-	-	-	-
Multi Structure Shutter Prog	-	203,945	-	203,900	-	-	-	-
Paint Plan	368,500	266,655	196,600	70,100	-	-	-	-
Parking Deck & Traffic Improve	-	328,477	105,000	223,500	-	-	-	-
Reroofing Projects	42,800	43,768	43,700	100	-	-	-	-
Reserves 301 - Admin Serv	2,933,900	672,400	-	800,700	-	-	-	-
September 11th Memorial	-	45,048	2,800	42,200	-	-	-	-
Sewer Upgrades & Complex Upgrades	727,200	684,233	61,400	622,800	-	-	-	-
Facilities Management	11,711,500	32,151,325	13,664,600	26,985,400				
Information Technology Capital								
800Mhz Simulacast Control System Upgrade	-	3,450,000	2,746,700	703,300	-	-	-	-
Business Continuity	-	2,742	2,400	300	-	-	-	-
CAPDEP Update (Cap Proj Delivery Process)	-	136,115	80,700	55,400	-	-	-	-
Computer Sys Network Impr. (Servers)	-	2,078	-	2,100	-	-	-	-
Data Center Expansion - Bldg F	-	505,643	472,000	33,600	-	-	-	-
Data Storage Management	-	103	-	100	-	-	-	-
Enterprise Content Mgt (ECM)	575,000	300,000	28,100	271,900	-	-	-	-
Equipment for Emergency Service Complex	-	-	-	436,500	-	-	-	-
Fiber Network Construction	500,000	1,877,428	457,300	1,420,100	-	-	-	-
Financial Mgmt System (SAP)	500,000	1,991,914	1,223,500	1,518,400	-	-	-	-
Fire Suppression of Data Centers	-	20,000	-	20,000	-	-	-	-
Geographic Info System (GIS)	-	52,347	-	52,300	-	-	-	-
GIS PLSS, Address Validation, Easement ROW	-	2,371	-	2,400	-	-	-	-
HIPAA Security Compliance Project	-	970	1,000	-	-	-	-	-
Hurricane & Pandemic Mitigation	510,000	1,229,128	948,400	280,700	-	-	-	-
Install Conduit during Rd Constr	-	236,708	201,400	35,300	-	-	-	-
Internet Redundancy	-	151	200	-	-	-	-	-
IT Network Upgrades	-	7,513	-	7,500	-	-	-	-
Legacy Application Integration	-	20,790	20,800	-	-	-	-	-
Microsoft Enterprise Agreement	-	59	100	-	-	-	-	-
Network Performance Improve	-	11,380	-	11,400	-	-	-	-
Network Security Upgrades	-	11,568	3,000	8,600	-	-	-	-
Network Test Equipment	-	39,941	-	39,900	-	-	-	-
Proj Mgt Standardization	-	35,240	23,100	12,100	-	-	-	-
Radio System Microwave Upgrade	-	5,705	5,700	-	-	-	-	-
Server Virtualization Pilot	-	3,812	-	3,800	-	-	-	-
Technology Improve Program	914,400	1,526,668	899,400	828,700	-	-	-	-
Telecommunication Upgrades	-	2,200	-	2,200	-	-	-	-
Telephone System Upgrade	2,000,000	2,000,000	-	2,000,000	-	-	-	-
Vehicle/Personnel locating system	-	1,021,300	266,500	754,800	-	-	-	-
Information Technology Capital	4,999,400	14,493,872	7,380,300	8,501,400				
Program Total Project Budget	16,710,900	46,645,197	21,044,900	35,486,800				

**Collier County Government
Fiscal Year 2009 Adopted Budget**

**Capital Improvement Program
Constitutional Officer's Capital Improvements
County Wide Capital Project Fund (301)**

Program Budgetary Cost Summary	FY 2007 Actual	FY 2008 Adopted	FY 2008 Forecast	FY 2009 Current	FY 2009 Expanded	FY 2009 Adopted	FY 2009 Change
Operating Expense	542,151	-	-	-	-	-	na
Capital Outlay	4,787,645	3,639,400	5,102,500	10,814,100	-	10,814,100	197.1%
Net Operating Budget	5,329,796	3,639,400	5,102,500	10,814,100	-	10,814,100	197.1%
Advance/Loan to 385 Law Enforcement	1,137,600	1,525,900	1,525,900	2,630,700	-	2,630,700	72.4%
Advance/Loan to 381 Correctional Fac	-	-	-	53,100	-	53,100	na
Reserves For Debt Service	-	-	-	1,125,000	-	1,125,000	na
Total Budget	6,467,396	5,165,300	6,628,400	14,622,900	-	14,622,900	183.1%
Total FTE	0.01	-	-	-	-	-	na

Program Funding Sources	FY 2007 Actual	FY 2008 Adopted	FY 2008 Forecast	FY 2009 Current	FY 2009 Expanded	FY 2009 Adopted	FY 2009 Change
Intergovernmental Revenues	804,296	686,500	-	-	-	-	(100.0%)
Charges For Services	810	-	-	-	-	-	na
Miscellaneous Revenues	24,864	-	-	-	-	-	na
Interest/Misc	-	5,700	-	-	-	-	(100.0%)
Loan Proceeds	-	-	-	4,925,000	-	4,925,000	na
Trans fm 001 Gen Fund	-	5,356,500	5,356,500	5,135,200	-	5,135,200	(4.1%)
Carry Forward	-	(883,400)	5,834,600	4,562,700	-	4,562,700	(616.5%)
Total Funding	829,970	5,165,300	11,191,100	14,622,900	-	14,622,900	183.1%

CIP Category / Project Title	FY 2008 Adopted	FY 2008 Amended	FY 2008 Forecasted	FY 2009 Budget	FY 2010 Budget	FY 2011 Budget	FY 2012 Budget	FY 2013 Budget
Sheriff Office								
Building J Renovation/Repair	130,600	460,736	341,200	299,600	-	-	-	-
Emergency Service Complex Equipment	-	-	-	246,300	-	-	-	-
Immokalee Jail Renovation	-	144,397	122,900	21,500	-	-	-	-
Interfund Transfers 301-Sheriff's Office	1,525,900	1,525,900	1,525,900	2,683,800	-	-	-	-
Naples Jail - Stucco, water/sewer pipes	-	4,709,943	4,158,100	551,800	-	-	-	-
Orangetree/GG Estates SO Sub-station	-	36,756	-	36,800	-	-	-	-
Records Mgt System	2,500,000	2,500,000	94,000	7,331,000	-	-	-	-
Reserves 301 - Sheriff	-	-	-	1,125,000	-	-	-	-
Sheriff's Fleet	-	-	-	300,000	-	-	-	-
Sheriff's Special Operations Facility	-	25,636	9,100	616,500	-	-	-	-
Sheriff Office	4,156,500	9,403,368	6,251,200	13,212,300	-	-	-	-
Supervisor of Elections								
New Voting Machines	1,008,800	1,131,693	235,300	896,400	-	-	-	-
SOE Mail Machine	-	656,080	141,900	514,200	-	-	-	-
Supervisor of Elections	1,008,800	1,787,773	377,200	1,410,600	-	-	-	-
Program Total Project Budget	5,165,300	11,191,141	6,628,400	14,622,900	-	-	-	-

**Collier County Government
Fiscal Year 2009 Adopted Budget**

**Capital Improvement Program
Office of the County Manager Capital
County-Wide Capital Projects Fund (301)**

Program Budgetary Cost Summary	FY 2007 Actual	FY 2008 Adopted	FY 2008 Forecast	FY 2009 Current	FY 2009 Expanded	FY 2009 Adopted	FY 2009 Change
Operating Expense	45,941	50,000	-	200,000	-	200,000	300.0%
Capital Outlay	-	-	53,600	122,000	-	122,000	na
Net Operating Budget	45,941	50,000	53,600	322,000	-	322,000	544.0%
Advance/Loan to 350 EMS	159,500	814,800	814,800	-	-	-	(100.0%)
Total Budget	205,441	864,800	868,400	322,000	-	322,000	(62.8%)
Total FTE	0.01	-	-	-	-	-	na

Program Funding Sources	FY 2007 Actual	FY 2008 Adopted	FY 2008 Forecast	FY 2009 Current	FY 2009 Expanded	FY 2009 Adopted	FY 2009 Change
Trans fm 001 Gen Fund	-	864,800	864,800	255,000	-	255,000	(70.5%)
Carry Forward	-	-	70,600	67,000	-	67,000	na
Total Funding	-	864,800	935,400	322,000	-	322,000	(62.8%)

CIP Category / Project Title	FY 2008 Adopted	FY 2008 Amended	FY 2008 Forecasted	FY 2009 Budget	FY 2010 Budget	FY 2011 Budget	FY 2012 Budget	FY 2013 Budget
Emergency Management Services								
Mobile Command Post	-	4,567	-	4,600	-	-	-	-
Emergency Medical Services								
Helicopter Engine Overhaul	-	-	-	200,000	-	-	-	-
Interfund Transfers 301 - Co Mgr	814,800	814,800	814,800	-	-	-	-	-
Emergency Medical Services	814,800	814,800	814,800	200,000	-	-	-	-
Office of Management & Budget								
GovMax Software	50,000	115,984	53,600	117,400	-	-	-	-
Program Total Project Budget	864,800	935,351	868,400	322,000	-	-	-	-

**Collier County Government
Fiscal Year 2009 Adopted Budget**

**Capital Improvement Program
Public Services Capital
County Wide Capital Projects Fund (301)**

Program Budgetary Cost Summary	FY 2007 Actual	FY 2008 Adopted	FY 2008 Forecast	FY 2009 Current	FY 2009 Expanded	FY 2009 Adopted	FY 2009 Change
Operating Expense	-	-	-	-	-	-	na
Capital Outlay	805,460	898,600	670,600	1,190,400	-	1,190,400	32.5%
Net Operating Budget	805,460	898,600	670,600	1,190,400	-	1,190,400	32.5%
Advance/Loan to 355 Library	-	838,200	3,092,700	3,748,800	-	3,748,800	347.2%
Total Budget	805,460	1,736,800	3,763,300	4,939,200	-	4,939,200	184.4%

Program Funding Sources	FY 2007 Actual	FY 2008 Adopted	FY 2008 Forecast	FY 2009 Current	FY 2009 Expanded	FY 2009 Adopted	FY 2009 Change
Trans fm 001 Gen Fund	-	1,736,800	3,991,300	4,198,400	-	4,198,400	141.7%
Carry Forward	-	-	512,800	740,800	-	740,800	na
Total Funding	-	1,736,800	4,504,100	4,939,200	-	4,939,200	184.4%

CIP Category / Project Title	FY 2008 Adopted	FY 2008 Amended	FY 2008 Forecasted	FY 2009 Budget	FY 2010 Budget	FY 2011 Budget	FY 2012 Budget	FY 2013 Budget
County Extension, Education, & Training								
Horticulture Learning Center	-	170,762	-	170,800	-	-	-	-
Libraries								
Interfund Transfer 301 - PS	838,200	3,092,700	3,092,700	3,748,800	-	-	-	-
Library Books, Pubs. & Library Materials	898,600	1,240,618	670,600	1,019,600	-	-	-	-
Libraries	1,736,800	4,333,318	3,763,300	4,768,400	-	-	-	-
Program Total Project Budget	1,736,800	4,504,080	3,763,300	4,939,200	-	-	-	-

**Collier County Government
Fiscal Year 2009 Adopted Budget**

**Capital Improvement Program
Transportation Capital
County-Wide Capital Project Fund (301)**

Program Budgetary Cost Summary	FY 2007 Actual	FY 2008 Adopted	FY 2008 Forecast	FY 2009 Current	FY 2009 Expanded	FY 2009 Adopted	FY 2009 Change
Operating Expense	803,243	-	-	-	-	-	na
Capital Outlay	217,029	-	976,300	365,800	-	365,800	na
Net Operating Budget	1,020,273	-	976,300	365,800	-	365,800	na
Total Budget	1,020,273	-	976,300	365,800	-	365,800	na

Program Funding Sources	FY 2007 Actual	FY 2008 Adopted	FY 2008 Forecast	FY 2009 Current	FY 2009 Expanded	FY 2009 Adopted	FY 2009 Change
Intergovernmental Revenues	500,000	-	-	-	-	-	na
Charges For Services	735	-	-	-	-	-	na
Miscellaneous Revenues	2,500	-	-	-	-	-	na
Carry Forward	-	-	1,342,000	365,800	-	365,800	na
Total Funding	503,235	-	1,342,000	365,800	-	365,800	na

CIP Category / Project Title	FY 2008 Adopted	FY 2008 Amended	FY 2008 Forecasted	FY 2009 Budget	FY 2010 Budget	FY 2011 Budget	FY 2012 Budget	FY 2013 Budget
Stormwater								
Fish Branch Creek Box Culvert	-	150,649	112,600	38,100	-	-	-	-
Freedom Park	-	32,487	-	32,600	-	-	-	-
Gateway Triangle Improvements	-	4,000	4,000	-	-	-	-	-
Global Positioning System Equip	-	1,542	1,500	-	-	-	-	-
Ibis Way & Lake "N" Improvements	-	12,818	12,800	-	-	-	-	-
Lely Area Stormwater Improvements	-	352,514	119,500	233,000	-	-	-	-
Palm River Country C	-	33,670	-	33,700	-	-	-	-
Stormwater	-	587,680	250,400	337,400	-	-	-	-
Transportation								
Transportation GIS	-	754,254	725,900	28,400	-	-	-	-
Program Total Project Budget	-	1,341,934	976,300	365,800	-	-	-	-

**Collier County Government
Fiscal Year 2009 Adopted Budget**

**Capital Improvement Program
Public Services Capital
Parks & Recreation Capital Projects(306)**

Program Budgetary Cost Summary	FY 2007 Actual	FY 2008 Adopted	FY 2008 Forecast	FY 2009 Current	FY 2009 Expanded	FY 2009 Adopted	FY 2009 Change
Operating Expense	537,376	-	-	1,737,500	-	1,737,500	na
Capital Outlay	798,356	2,445,900	2,266,900	18,765,400	-	18,765,400	667.2%
Remittances	1,158,836	-	-	60,000	-	60,000	na
Net Operating Budget	2,494,568	2,445,900	2,266,900	20,562,900	-	20,562,900	740.7%
Trans to Tax Collector	6,979	12,000	12,000	12,000	-	12,000	0 %
Trans to Debt Serv Fds	1,565,976	-	-	-	-	-	na
Trans to 210 Debt Serv Fd	-	340,000	340,000	339,800	-	339,800	(0.1%)
Reserves For Contingencies	-	199,900	-	-	-	-	(100.0%)
Reserves For Capital	-	294,000	-	100,000	-	100,000	(66.0%)
Total Budget	4,067,523	3,291,800	2,618,900	21,014,700	-	21,014,700	538.4%

Program Funding Sources	FY 2007 Actual	FY 2008 Adopted	FY 2008 Forecast	FY 2009 Current	FY 2009 Expanded	FY 2009 Adopted	FY 2009 Change
Licenses & Permits	376,563	250,000	380,000	282,400	-	282,400	13.0%
Intergovernmental Revenues	9,898,650	230,400	64,400	200,000	-	200,000	(13.2%)
Charges For Services	300	-	4,700	-	-	-	na
Miscellaneous Revenues	219,927	235,500	235,500	235,500	-	235,500	0 %
Interest/Misc	157,801	-	-	-	-	-	na
Trans frm Tax Collector	43,452	35,000	43,400	35,000	-	35,000	0 %
Trans fm 001 Gen Fund	655,000	300,000	300,000	667,500	-	667,500	122.5%
Trans fm Special Rev Fds	-	-	230,200	-	-	-	na
Trans fm 111 MSTD Gen Fd	1,875,300	1,483,200	1,483,200	1,685,000	-	1,685,000	13.6%
Trans fm 301 Co Wide Cap Fd	600,000	-	-	-	-	-	na
Carry Forward	7,762,182	770,200	17,370,900	17,923,400	-	17,923,400	2,227.1%
Negative 5% Revenue Reserve	-	(12,500)	-	(14,100)	-	(14,100)	12.8%
Total Funding	21,589,175	3,291,800	20,112,300	21,014,700	-	21,014,700	538.4%

**Collier County Government
Fiscal Year 2009 Adopted Budget**

**Capital Improvement Program
Public Services Capital
Parks & Recreation Capital Projects(306)**

CIP Category / Project Title	FY 2008 Adopted	FY 2008 Amended	FY 2008 Forecasted	FY 2009 Budget	FY 2010 Budget	FY 2011 Budget	FY 2012 Budget	FY 2013 Budget
Parks & Recreation								
951 Boat ramp Expansion (FLBI)	-	455,921	8,600	447,300	-	-	-	-
Barefoot Out parcel	-	256,968	-	257,000	-	-	-	-
Bayview Dock	-	94,705	1,100	93,600	-	-	-	-
Bayview Park Parking	-	149,667	92,400	57,200	-	-	-	-
Bayview Pk - replace playground equip	100,000	100,000	-	100,000	-	-	-	-
Bayview Replacement Dock (FLBI)	-	3,995	-	4,000	-	-	-	-
BCB Grant - Irrigation System Improv	-	6,591	-	6,600	-	-	-	-
Beach & Boat Access	-	3,487,316	-	3,487,300	-	-	-	-
Blue Herring site	-	10,000	9,900	100	-	-	-	-
Boater Characterization Study	-	-	-	10,000	-	-	-	-
Caxambas Conversion	-	8,572	2,300	6,300	-	-	-	-
Caxambas Dock & Seawall Repair (FLBI)	-	93,897	27,400	66,500	-	-	-	-
Caxambas Gas Tank In	-	47,959	45,300	2,700	-	-	-	-
Caxambas Initial Rem	-	22,610	6,800	15,800	-	-	-	-
Caxambas Park - Re-do signs at park	100,000	100,000	7,000	93,000	-	-	-	-
Caxambas Park noise abatement	-	20,000	-	20,000	-	-	-	-
Caxambas Pump Out Station	-	40,505	31,500	9,000	-	-	-	-
Clam Pass Park - Boardwalk Repair	-	6,000	5,700	300	-	-	-	-
Coastal Impact Assistance	-	6,279	-	6,300	-	-	-	-
Cocohatchee Marina Vessel Pump Out	-	41,755	30,000	11,800	-	-	-	-
Cocohatchee Pk -repair dock	100,000	100,000	-	100,000	-	-	-	-
Cocohatchee Pk -replace playground	100,000	100,000	8,600	91,400	-	-	-	-
Delasol Neighborhood Park	-	626,338	67,900	558,400	-	-	-	-
E Naples Com Pk - resurface parking lot	-	-	-	50,000	-	-	-	-
E Naples Com Pk Improvements	-	51,966	42,400	9,600	-	-	-	-
E Naples Com Pk Improvements	-	-	-	25,000	-	-	-	-
Eagle Lake - signage & regrade ball field	-	-	-	40,000	-	-	-	-
Eagle Lake Pk-repair baseball field	-	16	-	-	-	-	-	-
Eagle Lake Sport Field	-	13,057	-	13,100	-	-	-	-
Elected Officials Transfers 306	12,000	12,000	12,000	12,000	-	-	-	-
Elementary School K	-	-	-	49,800	-	-	-	-
Everglades City - ball court repairs	-	992	-	1,000	-	-	-	-
Everglades City Park Improvements	-	-	-	60,000	-	-	-	-
Everglades City Playground Equip	-	25	-	-	-	-	-	-
Exotics Removal	-	37,636	-	72,600	-	-	-	-
Fencing Repairs	-	-	-	145,000	-	-	-	-
FRDAP Airport Park (grant)	-	501	-	500	-	-	-	-
Golden Gate Aquatic/Fitness	-	2,408	2,400	-	-	-	-	-
Golden Gate Com Pk - Boat ramp (FLBI)	-	20,586	11,100	9,500	-	-	-	-
Golden Gate Com Pk - Maintenance Bldg	-	1,967	-	2,000	-	-	-	-
Golden Gate Com Pk - new dugouts	-	-	-	35,000	-	-	-	-
Golden Gate Com Pk - regrade field	-	-	-	75,000	-	-	-	-
Golden Gate Com Pk - replace diving boards	-	-	-	35,000	-	-	-	-
Golden Gate Com Pk - replace field light control ctr	50,000	50,000	14,200	35,800	-	-	-	-
Golden Gate Com Pk - replace irrigation	200,000	364,856	148,600	216,300	-	-	-	-
Golden Gate Com Pk - replace water slides	-	-	-	300,000	-	-	-	-
Golden Gate Com Pk - Tennis court resurface	35,000	35,000	-	35,000	-	-	-	-
Golden Gate Com Pk Boat Ramp	-	-	-	333,600	-	-	-	-
Golden Gate Com Pk Fencing	125,000	175,000	-	175,000	-	-	-	-
Golden Gate Com Pk improvements	-	50,000	29,500	20,500	-	-	-	-
Golden Gate Com Pk Pavilion	-	479,475	478,600	900	-	-	-	-

**Collier County Government
Fiscal Year 2009 Adopted Budget**

**Capital Improvement Program
Public Services Capital**

Parks & Recreation Capital Projects(306)

CIP Category / Project Title	FY 2008 Adopted	FY 2008 Amended	FY 2008 Forecasted	FY 2009 Budget	FY 2010 Budget	FY 2011 Budget	FY 2012 Budget	FY 2013 Budget
Parks & Recreation								
Golden Gate Community Center Impr	-	16,373	12,000	4,400	-	-	-	-
Goodland Boat Ramp	-	691,095	185,300	505,800	-	-	-	-
Gordon River Greenway Pk	235,500	7,793,842	42,700	7,986,600	-	-	-	-
Gordon River Greenway Pk-Stormwater	-	1,450,269	280,600	1,169,700	-	-	-	-
Gulfcoast - replace fence	-	-	-	25,000	-	-	-	-
Immokalee Airport Park	-	43,572	500	43,100	-	-	-	-
Immokalee Com Pk - improve drainage	75,000	75,000	2,600	72,400	-	-	-	-
Immokalee Com Pk & S Pk-resurface courts	60,000	60,000	-	60,000	-	-	-	-
Immokalee Pool Replace filters	-	13,407	6,500	6,900	-	-	-	-
Immokalee refurbishment ball fields	-	125,665	125,700	-	-	-	-	-
Immokalee Sports Complex - gym curtain	-	-	-	25,000	-	-	-	-
Immokalee Sports Complex - improve drainage by soccer/footba	125,000	125,000	2,900	122,100	-	-	-	-
Immokalee Sports Complex - irrigation	-	-	-	50,000	-	-	-	-
Immokalee Sports Complex - marcite kiddie pool	25,000	25,000	25,000	-	-	-	-	-
Immokalee Sports Complex - replace diving boards	-	-	-	35,000	-	-	-	-
Immokalee Sports Complex - replace exercise equip	31,000	31,000	-	31,000	-	-	-	-
Immokalee South Park Playground	-	770	400	400	-	-	-	-
Interfund Transfers 306	340,000	340,000	340,000	339,800	-	-	-	-
Lake Trafford Improvements	-	5,025	-	5,000	-	-	-	-
Max Hasse Com Pk Pavilion	-	1,837	-	1,800	-	-	-	-
NCRP - pump replace, resurface Lazy River	-	-	-	192,500	-	-	-	-
Oaks Blvd Neighborhood Park	-	238,573	219,800	18,800	-	-	-	-
Palm Springs Park fencing	50,000	50,000	3,100	46,900	-	-	-	-
Panther Park - new playground & ball court	100,000	104,700	24,200	80,500	-	-	-	-
Pelican Bay - irrigation by tennis courts	-	-	-	200,000	-	-	-	-
Pelican Bay - replace & resurface	-	-	-	55,000	-	-	-	-
Pelican Bay Com Pk-resurface courts	29,800	34,662	34,700	-	-	-	-	-
Pet Friendly Shelter	-	-	-	20,100	-	-	-	-
Poinciana Park - replace playground	-	-	-	40,000	-	-	-	-
Pulling Boat Park	-	300,000	-	700,000	-	-	-	-
Replace Lightpoles	-	-	-	45,000	-	-	-	-
Reserves 306	493,900	183,461	-	100,000	-	-	-	-
Rita Eaton Pk - decorative fencing	100,000	100,000	1,500	98,500	-	-	-	-
Sable Palm Lake Lining	775,000	775,000	13,600	761,400	-	-	-	-
Starcher Park - replace fence	-	-	-	70,000	-	-	-	-
Starcher Petty drainage & tennis courts	-	125,000	25,200	99,800	-	-	-	-
Submerged Land lease Cocohatchee	-	16,000	13,200	2,800	-	-	-	-
Sugden Park repave parking area	-	-	-	40,000	-	-	-	-
Sugden Pk Amphitheater	-	324,421	99,800	224,700	-	-	-	-
Sugden Pk Lake Feature	-	1,747	-	1,700	-	-	-	-
Sugden Pk repair shade structure	-	38,706	1,500	37,200	-	-	-	-
Veterans Pk - improvements	-	-	-	50,000	-	-	-	-
Veterans Pk - irrigation & drainage	-	-	-	150,000	-	-	-	-
Veterans Pk - reseal rink, reclay fields	29,600	28,542	28,500	-	-	-	-	-
Veterans Pk Playground	-	6,960	7,000	-	-	-	-	-
Vineyards - improvements	-	-	-	200,000	-	-	-	-
Vineyards/Poinciana/Veterans' Basketball & tennis resurfacin	-	39,300	39,300	-	-	-	-	-
Waterway Marker Maintenance	-	-	-	65,000	-	-	-	-

**Collier County Government
Fiscal Year 2009 Adopted Budget**

**Capital Improvement Program
Public Services Capital**

Parks & Recreation Capital Projects(306)

CIP Category / Project Title	FY 2008 Adopted	FY 2008 Amended	FY 2008 Forecasted	FY 2009 Budget	FY 2010 Budget	FY 2011 Budget	FY 2012 Budget	FY 2013 Budget
Parks & Recreation								
Willoughby Acres Neighborhood Pk	-	7,504	-	34,000	-	-	-	-
Parks & Recreation	3,291,800	20,246,993	2,618,900	21,014,700	-	-	-	-
Program Total Project Budget	3,291,800	20,246,993	2,618,900	21,014,700	-	-	-	-

**Collier County Government
Fiscal Year 2009 Adopted Budget**

**Capital Improvement Program
Public Services Capital
Library Capital Projects Fund (307)**

Program Budgetary Cost Summary	FY 2007 Actual	FY 2008 Adopted	FY 2008 Forecast	FY 2009 Current	FY 2009 Expanded	FY 2009 Adopted	FY 2009 Change
Operating Expense	12,214	-	-	-	-	-	na
Capital Outlay	-	-	1,100	660,900	-	660,900	na
Net Operating Budget	12,214	-	1,100	660,900	-	660,900	na
Total Budget	12,214	-	1,100	660,900	-	660,900	na

Program Funding Sources	FY 2007 Actual	FY 2008 Adopted	FY 2008 Forecast	FY 2009 Current	FY 2009 Expanded	FY 2009 Adopted	FY 2009 Change
Charges For Services	38	-	-	-	-	-	na
Miscellaneous Revenues	-	-	409,100	-	-	-	na
Interest/Misc	1,348	-	-	-	-	-	na
Trans fm Trust & Agcy Fds	-	-	100,000	-	-	-	na
Carry Forward	164,922	-	152,900	660,900	-	660,900	na
Total Funding	166,308	-	662,000	660,900	-	660,900	na

CIP Category / Project Title	FY 2008 Adopted	FY 2008 Amended	FY 2008 Forecasted	FY 2009 Budget	FY 2010 Budget	FY 2011 Budget	FY 2012 Budget	FY 2013 Budget
Libraries								
Rose Hall Auditorium	-	661,963	1,100	660,900	-	-	-	-
Program Total Project Budget	-	661,963	1,100	660,900	-	-	-	-

**Collier County Government
Fiscal Year 2009 Adopted Budget**

**Capital Improvement Program
Community Development & Enviro Services Capital
CDES Capital Fund (310)**

Program Summary	FY 2009 Total FTE	FY 2009 Budget	FY 2009 Revenues	FY 2009 Net Cost
Project Expense	-	363,300	-	363,300
Municipal Software Project Expense.				
Reserves	-	-	1,493,300	-1,493,300
Fund Transfers	-	1,130,000	-	1,130,000
Fund Transfers connected with support of the Municipal Software Systems Project.				
Current Level of Service Budget	-	1,493,300	1,493,300	-
Total Adopted Budget	-	1,493,300	1,493,300	-

Program Budgetary Cost Summary	FY 2007 Actual	FY 2008 Adopted	FY 2008 Forecast	FY 2009 Current	FY 2009 Expanded	FY 2009 Adopted	FY 2009 Change
Personal Services	41,301	-	50,000	-	-	-	na
Operating Expense	427,688	-	542,300	583,900	-	583,900	na
Capital Outlay	795,262	-	44,700	1,192,500	-	1,192,500	na
Net Operating Budget	1,264,251	-	637,000	1,776,400	-	1,776,400	na
Trans to 113 Com Dev Fd	-	130,000	130,000	1,000,000	-	1,000,000	669.2%
Trans to 131 Plan Serv Fd	-	130,000	130,000	130,000	-	130,000	0 %
Reserves For Contingencies	-	1,486,200	-	-	-	-	(100.0%)
Total Budget	1,264,251	1,746,200	897,000	2,906,400	-	2,906,400	66.4%
Total FTE	0.01	-	-	-	-	-	na

Program Funding Sources	FY 2007 Actual	FY 2008 Adopted	FY 2008 Forecast	FY 2009 Current	FY 2009 Expanded	FY 2009 Adopted	FY 2009 Change
Interest/Misc	34,875	-	-	-	-	-	na
Carry Forward	5,060,467	1,746,200	3,803,400	2,906,400	-	2,906,400	66.4%
Total Funding	5,095,342	1,746,200	3,803,400	2,906,400	-	2,906,400	66.4%

CIP Category / Project Title	FY 2008 Adopted	FY 2008 Amended	FY 2008 Forecasted	FY 2009 Budget	FY 2010 Budget	FY 2011 Budget	FY 2012 Budget	FY 2013 Budget
Community Devel & Enviro Services								
CDES Renovations	-	177,136	44,700	132,400	-	-	-	-
Interfund Transfers 310	260,000	260,000	260,000	1,130,000	-	-	-	-
Operating Project 310	-	2,109,425	592,300	1,644,000	-	-	-	-
Reserves 310	1,486,200	1,486,200	-	-	-	-	-	-
Community Devel & Enviro Services	1,746,200	4,032,761	897,000	2,906,400	-	-	-	-
Program Total Project Budget	1,746,200	4,032,761	897,000	2,906,400	-	-	-	-

Capital Improvement Program
Community Development & Enviro Services Capital

Fund (310) provides capital budget for the Community Development and Environmental Services Municipal Software Project as well as general building improvements. The Fund was initially set up in 2004 with revenues via transfer from CDES Fund (113) and \$2,500,000 in commercial paper loan proceeds for the software project. Fund (113) has transferred a total of \$3,437,700 to this capital fund.

This capital budget was amended during fiscal year 2007 pursuant to BCC action removing \$1,000,000 from programmed CDES building improvements and returning these funds to Fund (310) reserves.

Forecast FY 07/08 - It is customary in a project fund to forecast the amended budget thus providing the mechanism for project roll into the succeeding fiscal year. Prior to the end of fiscal 2008, a budget amendment is anticipated closing out the building renovation project budget. This action will free up year ending 2008 budget - allowing budget to be re-directed to the software project in fiscal year 2009.

Project fund revenue consists of carryforward in the amount of \$3,803,400.

Current FY 08/09 - It is expected that the software project will conclude during fiscal year 2009 and thus the funds remaining budgeted resources minus programmed transfers will be directed to the project. New fiscal year 2009 money plus anticipated project roll should leave available software project dollars totaling approximately \$1,650,000.

This budget transfers \$1,000,000 to Fund (113) reserves.

**Collier County Government
Fiscal Year 2009 Adopted Budget**

**Capital Improvement Program
Transportation Capital
Transportation Engineering Dept (312)**

Program Summary	FY 2009 Total FTE	FY 2009 Budget	FY 2009 Revenues	FY 2009 Net Cost
Departmental Administration/Overhead	29.00	2,815,500	2,846,900	-31,400
Includes those services necessary to support Capital Improvement Element (CIE) and Master Plan Projects, which encompass management of engineering and construction, land & easement acquisition, concurrency management, and inspection. Other services in base level include planning, preliminary design, and budgeting for future CIE projects. The non-CIE program package is similar to the Essential services in terms of staff activities and addresses those projects not formally adopted into the Growth Management Plan.				
General Overhead Costs	-	156,100	156,100	-
Includes the indirect service charge and IT interdepartmental billing paid to the General Fund.				
Reserves / Transfers	-	56,500	25,000	31,500
Current Level of Service Budget	<u>29.00</u>	<u>3,028,100</u>	<u>3,028,000</u>	<u>100</u>
Total Adopted Budget	<u>29.00</u>	<u>3,028,100</u>	<u>3,028,000</u>	<u>100</u>

Program Budgetary Cost Summary	FY 2007 Actual	FY 2008 Adopted	FY 2008 Forecast	FY 2009 Current	FY 2009 Expanded	FY 2009 Adopted	FY 2009 Change
Personal Services	2,235,676	2,581,800	2,434,900	2,583,800	-	2,583,800	0.1%
Operating Expense	263,418	230,100	206,400	201,500	-	201,500	(12.4%)
Indirect Cost Reimburs	162,700	150,100	150,100	130,700	-	130,700	(12.9%)
Capital Outlay	61,458	67,600	57,800	55,500	-	55,500	(17.9%)
Net Operating Budget	<u>2,723,252</u>	<u>3,029,600</u>	<u>2,849,200</u>	<u>2,971,500</u>	-	<u>2,971,500</u>	<u>(1.9%)</u>
Reserves For Contingencies	-	168,100	-	56,500	-	56,500	(66.4%)
Reserve for Attrition	-	(71,300)	-	-	-	-	(100.0%)
Total Budget	<u>2,723,252</u>	<u>3,126,400</u>	<u>2,849,200</u>	<u>3,028,000</u>	-	<u>3,028,000</u>	<u>(3.1%)</u>
Total FTE	<u>27.00</u>	<u>27.00</u>	<u>27.00</u>	<u>29.00</u>	-	<u>29.00</u>	<u>7.4%</u>

Program Funding Sources	FY 2007 Actual	FY 2008 Adopted	FY 2008 Forecast	FY 2009 Current	FY 2009 Expanded	FY 2009 Adopted	FY 2009 Change
Miscellaneous Revenues	131	-	-	-	-	-	na
Interest/Misc	3,267	-	-	-	-	-	na
Trans fm 313 Gax Tax Cap Fd	2,586,800	2,790,500	2,790,500	2,806,600	-	2,806,600	0.6%
Carry Forward	415,774	335,900	280,100	221,400	-	221,400	(34.1%)
Total Funding	<u>3,005,971</u>	<u>3,126,400</u>	<u>3,070,600</u>	<u>3,028,000</u>	-	<u>3,028,000</u>	<u>(3.1%)</u>

Forecast FY 2008 - Personal Services are less than budgeted due to vacant positions.

Current FY 2009 - Personal Services are up 1.3% due to the transfer of two FTE's, from Transportation Administration and from Transportation Operations Engineering Department, Fund 101. A reduction in Operating Expense is primarily due from Transportation's allocation of the IT Direct Client Support charge, a \$35,500 decrease from fiscal year 2008. Fleet is recommending that one 2001 pick-up truck and one 2001 SUV be replaced, estimated cost is \$55,500.

**Collier County Government
Fiscal Year 2009 Adopted Budget**

**Capital Improvement Program
Transportation Capital
Road Construction - Gas Tax Fund (313)**

Program Budgetary Cost Summary	FY 2007 Actual	FY 2008 Adopted	FY 2008 Forecast	FY 2009 Current	FY 2009 Expanded	FY 2009 Adopted	FY 2009 Change
Operating Expense	6,961,355	1,043,000	-	433,300	-	433,300	(58.5%)
Capital Outlay	82,343,999	32,084,100	57,127,500	125,010,200	-	125,010,200	289.6%
Remittances	2,300,000	1,000,000	-	3,040,000	-	3,040,000	204.0%
Net Operating Budget	91,605,354	34,127,100	57,127,500	128,483,500	-	128,483,500	276.5%
Grants and Aid	267	-	-	-	-	-	na
Trans to General Fund	202,800	248,000	248,000	253,200	-	253,200	2.1%
Trans to 101 Transp Op Fd	554,500	604,600	604,600	450,700	-	450,700	(25.5%)
Trans to 212 Debt Serv Fd	14,614,100	13,962,800	13,962,800	13,873,600	-	13,873,600	(0.6%)
Trans to 301 Co Wide Cap Fd	334,000	93,400	93,400	49,900	-	49,900	(46.6%)
Trans to 312 Gas Tax Op Fd	2,586,800	2,790,500	2,790,500	2,806,600	-	2,806,600	0.6%
Trans to 426 CAT Mass Transit Fd	2,000,000	2,000,000	2,000,000	1,750,000	-	1,750,000	(12.5%)
Reserves For Contingencies	-	-	-	4,317,900	-	4,317,900	na
Reserves For Capital	-	2,847,100	-	-	-	-	(100.0%)
Total Budget	111,897,821	56,673,500	76,826,800	151,985,400	-	151,985,400	168.2%

Program Funding Sources	FY 2007 Actual	FY 2008 Adopted	FY 2008 Forecast	FY 2009 Current	FY 2009 Expanded	FY 2009 Adopted	FY 2009 Change
Local Gas Taxes	14,165,138	16,252,600	13,926,000	12,853,400	-	12,853,400	(20.9%)
Intergovernmental Revenues	(3,323,850)	6,034,000	6,327,000	8,066,200	-	8,066,200	33.7%
Gas Taxes	5,432,463	5,849,400	6,220,200	5,934,600	-	5,934,600	1.5%
Charges For Services	9,273,275	-	805,000	-	-	-	na
Miscellaneous Revenues	1,793,113	-	-	-	-	-	na
Interest/Misc	1,276,250	-	-	-	-	-	na
Other Financing Sources	4	-	-	-	-	-	na
Loan Proceeds	-	8,805,400	-	-	-	-	(100.0%)
Reimb From Other Depts	3,469,704	-	-	-	-	-	na
Trans fm 001 Gen Fund	30,100,000	24,000,000	24,000,000	23,509,100	-	23,509,100	(2.0%)
Trans fm Special Rev Fds	1,149,579	-	621,700	-	-	-	na
Trans fm 101 Transp Op Fd	500,000	-	-	-	-	-	na
Trans fm 111 MSTD Gen Fd	250,000	-	-	-	-	-	na
Trans fm 187 Bayshore Redev Fd	-	-	200,000	-	-	-	na
Trans fm Enterprise Fds	-	-	1,338,300	-	-	-	na
Carry Forward	172,486,953	(3,056,200)	122,717,500	102,976,500	-	102,976,500	(3,469.4%)
Negative 5% Revenue Reserve	-	(1,211,700)	-	(1,354,400)	-	(1,354,400)	11.8%
Total Funding	236,572,628	56,673,500	176,155,700	151,985,400	-	151,985,400	168.2%

**Collier County Government
Fiscal Year 2009 Adopted Budget**

**Capital Improvement Program
Transportation Capital
Road Construction - Gas Tax Fund (313)**

CIP Category / Project Title	FY 2008 Adopted	FY 2008 Amended	FY 2008 Forecasted	FY 2009 Budget	FY 2010 Budget	FY 2011 Budget	FY 2012 Budget	FY 2013 Budget
Transportation								
111th & 8th Intersection	-	392,718	51,800	341,000	-	-	-	-
Advanced ROW	100,000	1,385,934	458,600	2,836,300	-	-	-	-
Asset Mgt Training	-	194,000	47,200	146,800	-	-	-	-
Bike Pathways	500,000	1,793,730	125,700	2,168,100	-	-	-	-
Boxed Pathway Funds	-	-	-	500,000	-	-	-	-
Bridge Structure	200,000	2,186,007	187,900	3,998,200	-	-	-	-
Collector/Minor Arterial Rds	-	123,100	33,500	241,500	-	-	-	-
Computerized Signals	-	-	-	1,400	-	-	-	-
Computerized Signals	-	535,037	533,700	-	-	-	-	-
Congestion Mgt	-	252,705	-	252,700	-	-	-	-
County Barn Rd, 4 lane	-	177,852	20,900	157,000	-	-	-	-
Rattlesnake/Davis								
CR951 - GGB to Green Blvd	-	700,000	-	1,659,300	-	-	-	-
CR951, 6 lane GGB/Imm Rd	-	13,836,763	7,674,700	6,162,100	-	-	-	-
CR951, Pathways GGB/Imm Rd	-	20,625	3,000	17,600	-	-	-	-
CR951-Davis Blvd to North of I-75 by Golden Gate Canal	3,800,800	17,979,945	1,549,100	16,430,800	-	-	-	-
Davis Blvd - Santa Barbara Rd to 951	5,254,000	102,960	-	14,006,300	-	-	-	-
Design Lighting/Sidewalks	-	1,047,213	361,000	686,200	-	-	-	-
Dynamic Message Signs	-	-	-	750,000	-	-	-	-
East of CR951 Corridor	-	707,108	253,600	453,600	-	-	-	-
Enhanced Planning Consultant Services	200,000	642,978	275,900	567,100	-	-	-	-
Everglades City Pathways	-	9,841	100	9,800	-	-	-	-
Floridan Ave	-	403,597	339,200	64,400	-	-	-	-
FPL Trail Study	-	-	-	106,600	-	-	-	-
FPL Trail Study	-	330,000	223,400	-	-	-	-	-
Golden Gate Blvd - Wilson - Desoto	3,584,100	1,075,763	579,700	502,800	-	-	-	-
Golden Gate Parkway Overpass	-	1,458,135	2,364,700	349,600	-	-	-	-
Golden Gate Parkway Overpass 6	-	728,077	728,100	-	-	-	-	-
laning, Airport to Livingston								
Golden Gate Pedestrian	-	586,146	31,100	555,100	-	-	-	-
Goodlette Rd - PRR to CR896 GGPWy)	-	1,361,506	130,500	1,231,000	-	-	-	-
Goodlette Rd Landscape (PRR to CR896 GGPWy)	-	44,413	37,800	6,600	-	-	-	-
I-75 & Everg Interchange Study	-	678,450	116,900	561,600	-	-	-	-
Immok sidewalks	-	-	-	937,600	-	-	-	-
Immok sidewalks	-	959,500	21,900	-	-	-	-	-
Immokalee I-75 Inter	-	-	-	50,000	-	-	-	-
Immokalee I-75 Loop	-	-	-	2,040,000	-	-	-	-
Immokalee Rd Greenway	-	524,388	508,800	515,600	-	-	-	-
Immokalee Rd, 6 lane US41/I-75	-	8,449,127	6,953,700	2,919,900	-	-	-	-
Immokalee Rd, CR951/43rd Ave NE	-	4,243,591	4,060,600	1,093,200	-	-	-	-
Immokalee Rd, Landscape US41/I-75	-	-	-	4,400	-	-	-	-
Immokalee Rd, Landscape US41/I-75	-	24,800	20,400	-	-	-	-	-
Interfund Transfer 313	19,699,300	19,699,300	19,699,300	19,184,000	-	-	-	-
Lely Mitigation trailhead facility for pathway	-	-	-	338,300	-	-	-	-
Lely Mitigation trailhead facility for pathways	-	548,325	210,000	-	-	-	-	-
Livingston Greenways (path between RSH/Radio)	-	-	-	569,800	-	-	-	-
Livingston Greenways (path between RSH/Radio)	-	583,140	13,300	-	-	-	-	-
Major Reconstruction/Resurfacing	600,000	317,360	-	317,400	-	-	-	-
Marco Island Projects	1,000,000	1,000,000	1,000,000	1,000,000	-	-	-	-

**Collier County Government
Fiscal Year 2009 Adopted Budget**

**Capital Improvement Program
Transportation Capital**

Road Construction - Gas Tax Fund (313)

CIP Category / Project Title	FY 2008 Adopted	FY 2008 Amended	FY 2008 Forecasted	FY 2009 Budget	FY 2010 Budget	FY 2011 Budget	FY 2012 Budget	FY 2013 Budget
Transportation								
Minor Turnlane	750,000	901,633	606,700	1,045,000	-	-	-	-
North Road & Bridge	-	24,986	200	24,800	-	-	-	-
Northbrooke Widening	-	504,397	197,700	648,400	-	-	-	-
NPDES Permit Prog	-	2,537	2,500	-	-	-	-	-
Oil Well, Immk Rd - Everglades	3,625,400	7,298	1,900	5,400	-	-	-	-
Operating Project 313	143,000	182,548	-	433,300	-	-	-	-
PUD Monitoring	-	202,550	11,000	191,200	-	-	-	-
PUD Monitoring / Traffic counts	-	-	-	224,200	-	-	-	-
PUD Monitoring/Traffic Counts	-	127,009	-	-	-	-	-	-
Randall Blvd, Immok to Everglades	2,000,000	4,005,564	895,200	4,110,300	-	-	-	-
Rattlesnake Polly to CR951	-	8,543,560	6,416,100	3,152,500	-	-	-	-
Rattlesnake Polly to CR951, Landscape	-	-	-	17,200	-	-	-	-
Rattlesnake Polly to CR951, Landscape	-	17,240	-	-	-	-	-	-
Reserves 313	2,847,100	18,100,162	-	4,317,900	-	-	-	-
Road Refurbishing	-	-	-	442,900	-	-	-	-
Road Striping	-	600,828	267,100	-	-	-	-	-
Sandpiper, City of Naples	-	100,000	-	100,000	-	-	-	-
Santa Barbara Blvd Extension, Davis Blvd to Rattlesnake Hamm	7,493,300	13,368,300	13,100	13,355,200	-	-	-	-
Santa Barbara, 6 lane Davis/PRR	-	26,416,124	5,503,400	21,035,600	-	-	-	-
SCOOT Split Cycle	-	-	-	140,000	-	-	-	-
SCOOT Split Cycle	-	140,000	-	-	-	-	-	-
Shoulder Safety Prog	50,000	178,718	133,500	95,200	-	-	-	-
Sidewalks	-	-	21,400	-	-	-	-	-
Sidewalks	-	156,215	2,800	153,500	-	-	-	-
Street Lighting Program	-	142,279	-	142,300	-	-	-	-
Sudgen Park Connection	-	-	-	60,500	-	-	-	-
Sudgen Park Connection	-	60,540	-	-	-	-	-	-
TCMA East Central	-	73,726	-	73,700	-	-	-	-
TIS Review	-	92,952	13,600	79,400	-	-	-	-
Traffic Calming	100,000	336,953	105,100	481,900	-	-	-	-
Traffic Management Boxes	-	40,000	-	-	-	-	-	-
Traffic Mgt Boxes	-	-	-	300	-	-	-	-
Traffic Signals	750,000	1,141,855	615,000	1,276,900	-	-	-	-
Transit Building	-	1,419,442	1,290,700	128,800	-	-	-	-
Transportation Services Bldg	-	114,729	-	114,700	-	-	-	-
Turnlane & Intersection Improvements	1,000,000	3,093,755	114,400	3,979,400	-	-	-	-
Vanderbilt Bch, 6 lane Airport/CR951	-	16,863,896	11,861,500	5,002,400	-	-	-	-
Vanderbilt Bch/CR951-Wilson	1,476,500	3,809,900	-	3,809,900	-	-	-	-
Vanderbilt Drive Imp	-	-	-	3,000,000	-	-	-	-
Vanderbilt Pedestrian	-	686,707	137,800	608,900	-	-	-	-
Wilson Blvd, GGB to Immok	1,500,000	-	-	-	-	-	-	-
Transportation	56,673,500	186,560,539	76,826,800	151,985,400	-	-	-	-
Program Total Project Budget	56,673,500	186,560,539	76,826,800	151,985,400	-	-	-	-

**Collier County Government
Fiscal Year 2009 Adopted Budget**

**Capital Improvement Program
Public Services Capital
Museum Capital Projects Fund (314)**

Program Budgetary Cost Summary	FY 2007 Actual	FY 2008 Adopted	FY 2008 Forecast	FY 2009 Current	FY 2009 Expanded	FY 2009 Adopted	FY 2009 Change
Operating Expense	22,799	-	81,500	863,200	-	863,200	na
Capital Outlay	110,427	500,000	92,000	660,100	-	660,100	32.0%
Net Operating Budget	133,225	500,000	173,500	1,523,300	-	1,523,300	204.7%
Total Budget	133,225	500,000	173,500	1,523,300	-	1,523,300	204.7%

Program Funding Sources	FY 2007 Actual	FY 2008 Adopted	FY 2008 Forecast	FY 2009 Current	FY 2009 Expanded	FY 2009 Adopted	FY 2009 Change
Interest/Misc	7,252	-	-	-	-	-	na
Trans fm 001 Gen Fund	500,000	500,000	500,000	200,000	-	200,000	(60.0%)
Trans fm 198 Museum Fd	330,000	-	-	300,000	-	300,000	na
Carry Forward	-	-	696,800	1,023,300	-	1,023,300	na
Total Funding	837,252	500,000	1,196,800	1,523,300	-	1,523,300	204.7%

CIP Category / Project Title	FY 2008 Adopted	FY 2008 Amended	FY 2008 Forecasted	FY 2009 Budget	FY 2010 Budget	FY 2011 Budget	FY 2012 Budget	FY 2013 Budget
Museum								
Exhibit Development	-	444,721	81,500	863,200	-	-	-	-
Naples Depot Restoration	500,000	752,054	92,000	660,100	-	-	-	-
Museum	500,000	1,196,775	173,500	1,523,300	-	-	-	-
Program Total Project Budget	500,000	1,196,775	173,500	1,523,300	-	-	-	-

**Collier County Government
Fiscal Year 2009 Adopted Budget**

**Capital Improvement Program
Office of the County Manager Capital
Clam Bay Restoration (320)**

Program Budgetary Cost Summary	FY 2007 Actual	FY 2008 Adopted	FY 2008 Forecast	FY 2009 Current	FY 2009 Expanded	FY 2009 Adopted	FY 2009 Change
Operating Expense	189,235	320,000	112,100	793,000	-	793,000	147.8%
Net Operating Budget	189,235	320,000	112,100	793,000	-	793,000	147.8%
Trans to Property Appraiser	2,300	2,200	2,200	2,200	-	2,200	0 %
Trans to Tax Collector	2,153	3,300	3,300	3,300	-	3,300	0 %
Total Budget	193,689	325,500	117,600	798,500	-	798,500	145.3%

Program Funding Sources	FY 2007 Actual	FY 2008 Adopted	FY 2008 Forecast	FY 2009 Current	FY 2009 Expanded	FY 2009 Adopted	FY 2009 Change
Charges For Services	221	-	-	-	-	-	na
Interest/Misc	2,490	-	-	-	-	-	na
Assessments	107,821	106,100	103,100	106,100	-	106,100	0 %
Trans frm Tax Collector	1,062	-	-	-	-	-	na
Trans fm 111 MSTD Gen Fd	256,000	214,000	214,000	214,000	-	214,000	0 %
Trans fm 195 TDC Cap Fd	11,000	11,000	11,000	11,000	-	11,000	0 %
Carry Forward	68,765	-	251,300	473,000	-	473,000	na
Negative 5% Revenue Reserve	-	(5,600)	-	(5,600)	-	(5,600)	0 %
Total Funding	447,358	325,500	579,400	798,500	-	798,500	145.3%

CIP Category / Project Title	FY 2008 Adopted	FY 2008 Amended	FY 2008 Forecasted	FY 2009 Budget	FY 2010 Budget	FY 2011 Budget	FY 2012 Budget	FY 2013 Budget
Pelican Bay Capital								
Clam Bay Ecosystem Enhancements	95,000	203,255	-	284,200	-	-	-	-
Clam Bay Restoration	225,000	395,867	112,100	508,800	-	-	-	-
Elected Officials Transfers 320	5,500	5,500	5,500	5,500	-	-	-	-
Pelican Bay Capital	325,500	604,622	117,600	798,500	-	-	-	-
Program Total Project Budget	325,500	604,622	117,600	798,500	-	-	-	-

**Collier County Government
Fiscal Year 2009 Adopted Budget**

**Capital Improvement Program
Office of the County Manager Capital
Pelican Bay Irrigation & Landscape (322)**

Program Budgetary Cost Summary	FY 2007 Actual	FY 2008 Adopted	FY 2008 Forecast	FY 2009 Current	FY 2009 Expanded	FY 2009 Adopted	FY 2009 Change
Operating Expense	467,048	424,800	127,500	1,154,200	-	1,154,200	171.7%
Net Operating Budget	467,048	424,800	127,500	1,154,200	-	1,154,200	171.7%
Trans to Property Appraiser	4,945	10,600	10,600	14,000	-	14,000	32.1%
Trans to Tax Collector	9,148	9,200	9,200	13,800	-	13,800	50.0%
Reserves For Contingencies	-	-	-	41,000	-	41,000	na
Total Budget	481,141	444,600	147,300	1,223,000	-	1,223,000	175.1%

Program Funding Sources	FY 2007 Actual	FY 2008 Adopted	FY 2008 Forecast	FY 2009 Current	FY 2009 Expanded	FY 2009 Adopted	FY 2009 Change
Charges For Services	195	-	-	-	-	-	na
Interest/Misc	48,335	6,100	30,000	6,100	-	6,100	0 %
Assessments	458,023	298,000	284,000	454,000	-	454,000	52.3%
Trans frm Tax Collector	4,461	-	-	-	-	-	na
Carry Forward	594,448	156,200	620,100	786,800	-	786,800	403.7%
Negative 5% Revenue Reserve	-	(15,700)	-	(23,900)	-	(23,900)	52.2%
Total Funding	1,105,462	444,600	934,100	1,223,000	-	1,223,000	175.1%

CIP Category / Project Title	FY 2008 Adopted	FY 2008 Amended	FY 2008 Forecasted	FY 2009 Budget	FY 2010 Budget	FY 2011 Budget	FY 2012 Budget	FY 2013 Budget
Pelican Bay Capital								
Elected Officials Transfers 322	19,800	19,800	19,800	27,800	-	-	-	-
Pelican Bay Hardscape Improve	79,800	79,800	41,900	37,900	-	-	-	-
Pelican Bay Hardscape Upgrades	-	-	-	158,400	-	-	-	-
Pelican Bay Lake Bank Enhance	250,000	250,000	-	500,000	-	-	-	-
Phase VI Irrigation Improvements	-	64,762	61,600	3,200	-	-	-	-
Phase VII Oakmont Parkway Irrigation	95,000	95,000	16,500	78,500	-	-	-	-
Reserves 322	-	-	-	41,000	-	-	-	-
System 3 and 4 Berm & Retention Imp	-	295,310	7,500	287,800	-	-	-	-
System 1 & 2, Berm/Retention	-	88,400	-	88,400	-	-	-	-
Pelican Bay Capital	444,600	893,072	147,300	1,223,000	-	-	-	-
Program Total Project Budget	444,600	893,072	147,300	1,223,000	-	-	-	-

**Collier County Government
Fiscal Year 2009 Adopted Budget**

**Capital Improvement Program
Transportation Capital
Stormwater Management Operating Department (324)**

Program Summary	FY 2009 Total FTE	FY 2009 Budget	FY 2009 Revenues	FY 2009 Net Cost
Departmental Administration/Overhead Funding for departmental administration and fixed department overhead. This program provides the base of operations for all other programs within the Stormwater Management Department. This program also coordinates and distributes information to all other staff within the Stormwater Management Department to provide a quick response to public calls and complaints related to localized flooding, encroachments, and other drainage matters.	1.00	224,665	-	224,665
NPDES Funding is for the continued development of the federally mandated NPDES Phase II permit application.	1.00	158,100	-	158,100
Stormwater Capital Project/Consultant Management Funding is for the management of Stormwater planning and design projects utilizing the services of professional consultants. This program included managing the construction of larger capital improvement projects for the County's secondary Stormwater management systems to maintain or improve level of service for flood protection, water quality and groundwater recharge.	2.00	293,811	-	293,811
In-House Design/Project Management/GIS Funding for the design of smaller Stormwater management capital improvement projects by staff engineering personnel. These projects are directed at resolving specific neighborhood drainage problems. Staff oversees the construction of these projects. This program will also utilize the in-house graphical capabilities of both staff and equipment to develop and maintain stormwater facility geographical information system database information.	4.00	382,724	-	382,724
Unfilled Positions	1.00	-	-	-
Reserves / Transfers	-	86,500	1,145,700	-1,059,200
Current Level of Service Budget	<u>9.00</u>	<u>1,145,800</u>	<u>1,145,700</u>	<u>100</u>
Total Adopted Budget	<u>9.00</u>	<u>1,145,800</u>	<u>1,145,700</u>	<u>100</u>

Program Budgetary Cost Summary	FY 2007 Actual	FY 2008 Adopted	FY 2008 Forecast	FY 2009 Current	FY 2009 Expanded	FY 2009 Adopted	FY 2009 Change
Personal Services	1,163,787	1,097,700	935,700	805,100	-	805,100	(26.7%)
Operating Expense	67,577	241,600	74,300	251,600	-	251,600	4.1%
Capital Outlay	1,348	2,500	-	2,500	-	2,500	0 %
Net Operating Budget	<u>1,232,711</u>	<u>1,341,800</u>	<u>1,010,000</u>	<u>1,059,200</u>	-	<u>1,059,200</u>	<u>(21.1%)</u>
Reserves For Contingencies	-	77,000	-	86,500	-	86,500	12.3%
Reserve for Attrition	-	(31,100)	-	-	-	-	(100.0%)
Total Budget	<u>1,232,711</u>	<u>1,387,700</u>	<u>1,010,000</u>	<u>1,145,700</u>	-	<u>1,145,700</u>	<u>(17.4%)</u>
Total FTE	<u>15.00</u>	<u>12.00</u>	<u>12.00</u>	<u>9.00</u>	-	<u>9.00</u>	<u>(25.0%)</u>

Program Funding Sources	FY 2007 Actual	FY 2008 Adopted	FY 2008 Forecast	FY 2009 Current	FY 2009 Expanded	FY 2009 Adopted	FY 2009 Change
SFWMD/Big Cypress Revenue	-	116,900	-	-	-	-	(100.0%)
Interest/Misc	2,482	-	-	-	-	-	na
Reimb From Other Depts	62,800	62,800	62,800	-	-	-	(100.0%)
Trans fm 001 Gen Fund	1,444,900	930,500	930,500	922,800	-	922,800	(0.8%)
Carry Forward	(44,354)	286,500	239,600	222,900	-	222,900	(22.2%)
Negative 5% Revenue Reserve	-	(9,000)	-	-	-	-	(100.0%)
Total Funding	<u>1,465,828</u>	<u>1,387,700</u>	<u>1,232,900</u>	<u>1,145,700</u>	-	<u>1,145,700</u>	<u>(17.4%)</u>

**Capital Improvement Program
Transportation Capital
Stormwater Management Operating Department (324)**

Forecast FY 2008 - Personal Service forecast is less than the adopted budget, resulting from two FTE's for the Big Cypress Basin (which have not been funded by the BCB) remaining vacant. In the Operating Expenses, the \$100,000 purchase of the Cartegraph StormView software and \$55,000 for implementation services will be deferred to FY 2009.

Current FY 2009 - Personal service expenditures reflect two Big Cypress Basin grant FTE's have been deleted. These positions were created four years ago and never filled. One position was transferred to Traffic Operations dept Fund 101. One Project Manager Position will remain vacant.

Operating expenses include the \$155,000 Cartegraph StormView software and implementation services that was deferred from FY 2008. Also, the capital purchase of \$2,500 laptop computer and related software to facilitate the inventory of the County Stormwater facilities to comply with State of Florida's "Generic Permit for Discharge from Phase II Municipal Separate Storm Sewer System" (NPDES Phase II MS4 GP) was deferred from FY 2008.

Note: On March 8, 2005, the Board of County Commissioners adopted Resolution 2005-115 directing 0.15 mils of Ad Valorem revenues, to fund the Collier County Stormwater Utility, starting in FY 2006. The intent is to dedicate Ad Valorem dollars to Stormwater projects and to leverage these dollars to secure grant funding. On March 25, 2008, item 10 I, the Board adopted Resolution 2008-80 amending and clarifying the County's Stormwater Funding, Operation and Management Policy.

**Collier County Government
Fiscal Year 2009 Adopted Budget**

**Capital Improvement Program
Transportation Capital
Stormwater Management Capital (325)**

Program Budgetary Cost Summary	FY 2007 Actual	FY 2008 Adopted	FY 2008 Forecast	FY 2009 Current	FY 2009 Expanded	FY 2009 Adopted	FY 2009 Change
Operating Expense	3,728,596	-	-	-	-	-	na
Capital Outlay	8,086,753	18,474,200	19,329,200	19,367,700	-	19,367,700	4.8%
Remittances	250,000	-	-	-	-	-	na
Net Operating Budget	12,065,349	18,474,200	19,329,200	19,367,700	-	19,367,700	4.8%
Trans to 101 Transp Op Fd	-	165,600	165,600	-	-	-	(100.0%)
Trans to 216 Debt Serv Fd	-	940,700	940,700	943,900	-	943,900	0.3%
Trans to 301 Co Wide Cap Fd	47,100	44,300	44,300	11,900	-	11,900	(73.1%)
Reserves For Contingencies	-	109,000	-	132,400	-	132,400	21.5%
Total Budget	12,112,449	19,733,800	20,479,800	20,455,900	-	20,455,900	3.7%

Program Funding Sources	FY 2007 Actual	FY 2008 Adopted	FY 2008 Forecast	FY 2009 Current	FY 2009 Expanded	FY 2009 Adopted	FY 2009 Change
Licenses & Permits	1,295,000	-	-	-	-	-	na
Intergovernmental Revenues	940,000	8,225,000	-	-	-	-	(100.0%)
SFWMD/Big Cypress Revenue	45,000	-	1,600,000	2,200,000	-	2,200,000	na
Charges For Services	90	-	-	-	-	-	na
Miscellaneous Revenues	211,847	-	-	-	-	-	na
Interest/Misc	113,917	-	-	-	-	-	na
Trans fm 001 Gen Fund	9,062,600	12,395,400	12,395,400	12,147,500	-	12,147,500	(2.0%)
Trans fm 111 MSTD Gen Fd	77,000	-	-	-	-	-	na
Trans fm 187 Bayshore Redev Fd	529,000	-	-	-	-	-	na
Carry Forward	12,413,899	(475,300)	12,480,300	6,218,400	-	6,218,400	(1,408.3%)
Negative 5% Revenue Reserve	-	(411,300)	-	(110,000)	-	(110,000)	(73.3%)
Total Funding	24,688,353	19,733,800	26,475,700	20,455,900	-	20,455,900	3.7%

**Collier County Government
Fiscal Year 2009 Adopted Budget**

**Capital Improvement Program
Transportation Capital
Stormwater Management Capital (325)**

CIP Category / Project Title	FY 2008 Adopted	FY 2008 Amended	FY 2008 Forecasted	FY 2009 Budget	FY 2010 Budget	FY 2011 Budget	FY 2012 Budget	FY 2013 Budget
Stormwater								
14th St Outfall Improvements	-	90,041	90,000	-	-	-	-	-
Australian Pine Removal	250,000	259,789	-	259,800	-	-	-	-
Bayshore & Thomason Drainage Imp	400,000	84,386	400	84,000	-	-	-	-
C-1 Canal Crossing at 10th Street SE	600,000	-	195,100	-	-	-	-	-
County Wide Stormwater Conveyance Improve	200,000	209,946	-	615,600	-	-	-	-
County Wide Swale Improvements	200,000	245,423	245,400	250,000	-	-	-	-
Countywide Storm Sewer Improvements	200,000	273,582	232,300	291,300	-	-	-	-
Egret & Mockingbird	250,000	6,645	500	6,100	-	-	-	-
Fish Branch Creek Box Culvert	-	532,824	530,700	2,100	-	-	-	-
Gateway Triangle Improvements	1,500,000	1,470,205	1,167,200	1,662,500	-	-	-	-
Global Positioning System Equip	-	35,609	4,200	31,400	-	-	-	-
Golden Gate City Outfall Replacements	-	66,500	59,800	256,700	-	-	-	-
Gordon River Water Quality Park	500,000	10,504,849	6,183,800	4,721,000	-	-	-	-
Haldeman Creek Basin Dredging	-	12	100	-	-	-	-	-
Ibis Way & Lake "N" Improvements	300,000	963,940	957,500	6,400	-	-	-	-
Immokalee Urban Improvements	400,000	-	-	-	-	-	-	-
Interfund Transfers 325	1,150,600	1,150,600	1,150,600	955,800	-	-	-	-
Lely Area Stormwater Improvements	10,299,200	10,621,817	8,606,700	9,415,100	-	-	-	-
NPDES-TMDL Program	325,000	325,000	50,800	324,200	-	-	-	-
Palm River Country Club Lane	500,000	157,275	62,000	95,300	-	-	-	-
Palm River Estates U	-	-	-	64,300	-	-	-	-
Palm River Imperial Golf Stormwater	-	349,450	332,400	17,000	-	-	-	-
Poinciana Village Drainage Improvements	300,000	81,712	49,000	32,700	-	-	-	-
Project Closeout	-	6,199,995	-	-	-	-	-	-
Reserves 325	109,000	109,000	-	132,400	-	-	-	-
Stormwater Master Plan Update	500,000	-	-	70,000	-	-	-	-
Victoria Lakes Outfall Improvements	750,000	455,084	455,100	-	-	-	-	-
West Eustis Ave SW Improve	500,000	14,746	-	14,700	-	-	-	-
Wiggins Bay Basin - Old US 41 Outfall	500,000	30,912	9,100	901,800	-	-	-	-
Wiggins Pass Rd - Ex	-	-	-	2,500	-	-	-	-
Willow West Swale Maintenance	-	340,319	97,100	243,200	-	-	-	-
Stormwater	19,733,800	34,579,661	20,479,800	20,455,900				
Program Total Project Budget	19,733,800	34,579,661	20,479,800	20,455,900				

**Collier County Government
Fiscal Year 2009 Adopted Budget**

**Capital Improvement Program
Transportation Capital
Road Impact Fee District 1 - North Naples (331)**

Program Budgetary Cost Summary	FY 2007 Actual	FY 2008 Adopted	FY 2008 Forecast	FY 2009 Current	FY 2009 Expanded	FY 2009 Adopted	FY 2009 Change
Operating Expense	4,439,654	21,900	408,400	453,700	-	453,700	1,971.7%
Capital Outlay	17,160,670	37,515,200	9,419,200	33,464,700	-	33,464,700	(10.8%)
Net Operating Budget	21,600,325	37,537,100	9,827,600	33,918,400	-	33,918,400	(9.6%)
Reserves For Contingencies	-	-	-	1,979,300	-	1,979,300	na
Reserves For Debt Service	-	1,900,000	-	-	-	-	(100.0%)
Total Budget	21,600,325	39,437,100	9,827,600	35,897,700	-	35,897,700	(9.0%)

Program Funding Sources	FY 2007 Actual	FY 2008 Adopted	FY 2008 Forecast	FY 2009 Current	FY 2009 Expanded	FY 2009 Adopted	FY 2009 Change
Interest/Misc	207,128	-	-	-	-	-	na
Impact Fees	4,237,772	12,500,000	9,300,000	9,300,000	-	9,300,000	(25.6%)
COA Impact Fees	9,377,867	4,200,000	4,200,000	5,200,000	-	5,200,000	23.8%
Loan Proceeds	-	16,500,000	-	-	-	-	(100.0%)
Carry Forward	26,390,825	7,072,100	18,450,300	22,122,700	-	22,122,700	212.8%
Negative 5% Revenue Reserve	-	(835,000)	-	(725,000)	-	(725,000)	(13.2%)
Total Funding	40,213,592	39,437,100	31,950,300	35,897,700	-	35,897,700	(9.0%)

CIP Category / Project Title	FY 2008 Adopted	FY 2008 Amended	FY 2008 Forecasted	FY 2009 Budget	FY 2010 Budget	FY 2011 Budget	FY 2012 Budget	FY 2013 Budget
Transportation								
CR951 - GGB to Green Blvd	-	2,253,645	571,800	2,361,500	-	-	-	-
CR951, 6 lane GGB/Imm Rd	-	1,007,172	297,100	710,000	-	-	-	-
CR951-Davis Blvd to North of I-75 by Golden Gate Canal	-	1,559,815	1,559,900	5,100,000	-	-	-	-
Golden Gate Blvd - Wilson - Desoto	-	-	-	1,320,000	-	-	-	-
Immokalee & 951 Intersection	5,500,000	-	-	-	-	-	-	-
Immokalee Rd, 6 lane I-75 to CR951	-	6,294,273	5,271,200	1,023,100	-	-	-	-
Immokalee Rd, 6 lane US41/I-75	-	19,993	10,000	10,000	-	-	-	-
Immokalee Rd, CR951/43rd Ave NE	-	834,848	475,100	359,700	-	-	-	-
Northbrooke Widening	3,340,000	-	-	4,658,300	-	-	-	-
Oil Well, Immk Rd - Everglades	21,951,700	168,350	99,300	10,492,500	-	-	-	-
Operating Project 331	21,900	588,033	408,400	453,700	-	-	-	-
Reserves 331	1,900,000	34,575,401	-	1,979,300	-	-	-	-
Santa Barbara, 6 lane Davis/PRR	2,000,000	2,000,000	261,100	3,824,700	-	-	-	-
Vanderbilt Bch, 6 lane Airport/CR951	-	1,005,000	375,500	629,500	-	-	-	-
Vanderbilt Bch/CR951-Wilson	4,723,500	3,473,615	498,200	2,975,400	-	-	-	-
Transportation	39,437,100	53,780,145	9,827,600	35,897,700	-	-	-	-
Program Total Project Budget	39,437,100	53,780,145	9,827,600	35,897,700	-	-	-	-

**Collier County Government
Fiscal Year 2009 Adopted Budget**

**Capital Improvement Program
Transportation Capital
Road Impact Fee District 2 - East Naples & GG City (333)**

Program Budgetary Cost Summary	FY 2007 Actual	FY 2008 Adopted	FY 2008 Forecast	FY 2009 Current	FY 2009 Expanded	FY 2009 Adopted	FY 2009 Change
Operating Expense	2,379,719	139,600	184,100	196,000	-	196,000	40.4%
Capital Outlay	8,917,987	36,052,700	14,306,300	25,338,800	-	25,338,800	(29.7%)
Net Operating Budget	11,297,706	36,192,300	14,490,400	25,534,800	-	25,534,800	(29.4%)
Reserves For Debt Service	-	2,500,000	-	-	-	-	(100.0%)
Reserves For Capital	-	753,700	-	-	-	-	(100.0%)
Total Budget	11,297,706	39,446,000	14,490,400	25,534,800	-	25,534,800	(35.3%)

Program Funding Sources	FY 2007 Actual	FY 2008 Adopted	FY 2008 Forecast	FY 2009 Current	FY 2009 Expanded	FY 2009 Adopted	FY 2009 Change
Miscellaneous Revenues	4,000	-	-	-	-	-	na
Interest/Misc	246,533	-	-	-	-	-	na
Impact Fees	3,228,708	7,500,000	3,000,000	3,000,000	-	3,000,000	(60.0%)
COA Impact Fees	16,930,783	9,500,000	3,000,000	5,000,000	-	5,000,000	(47.4%)
Loan Proceeds	-	20,500,000	-	-	-	-	(100.0%)
Reimb From Other Depts	51,624	-	-	-	-	-	na
Carry Forward	17,475,926	2,796,000	26,425,200	17,934,800	-	17,934,800	541.4%
Negative 5% Revenue Reserve	-	(850,000)	-	(400,000)	-	(400,000)	(52.9%)
Total Funding	37,937,575	39,446,000	32,425,200	25,534,800	-	25,534,800	(35.3%)

CIP Category / Project Title	FY 2008 Adopted	FY 2008 Amended	FY 2008 Forecasted	FY 2009 Budget	FY 2010 Budget	FY 2011 Budget	FY 2012 Budget	FY 2013 Budget
Transportation								
County Barn Rd, 4 lane	-	-	-	703,000	-	-	-	-
Rattlesnake/Davis								
CR951-Davis Blvd to North of I-75 by Golden Gate Canal	5,046,000	9,235,021	4,704,700	6,516,700	-	-	-	-
Davis Blvd - Santa Barbara Rd to 951	-	-	-	2,333,400	-	-	-	-
Golden Gate Parkway, 6 lane	-	275,361	99,600	175,800	-	-	-	-
Airport/Santa Bar								
Goodlette Rd - PRR to CR896 GGPWy)	-	78,737	78,800	-	-	-	-	-
Immokalee & 951 Intersection	600,000	-	-	-	-	-	-	-
Immokalee Rd, 6 lane I-75 to CR951	-	29,131	6,200	23,000	-	-	-	-
Northbrooke Widening	1,200,000	-	-	-	-	-	-	-
Operating Project 333	139,600	427,629	184,100	196,000	-	-	-	-
Reserves 333	3,253,700	29,308,157	-	-	-	-	-	-
Santa Barbara Blvd Extension, Davis Blvd to Rattlesnake Hamm	29,206,700	13,133,386	664,400	13,975,000	-	-	-	-
Santa Barbara, 6 lane Davis/PRR	-	6,657,167	6,626,500	1,607,900	-	-	-	-
Vanderbilt Bch/CR951-Wilson	-	2,130,121	2,126,100	4,000	-	-	-	-
Transportation	39,446,000	61,274,710	14,490,400	25,534,800	-	-	-	-
Program Total Project Budget	39,446,000	61,274,710	14,490,400	25,534,800	-	-	-	-

**Collier County Government
Fiscal Year 2009 Adopted Budget**

**Capital Improvement Program
Transportation Capital
Road Impact Fee District 3 - City of Naples (334)**

Program Budgetary Cost Summary	FY 2007 Actual	FY 2008 Adopted	FY 2008 Forecast	FY 2009 Current	FY 2009 Expanded	FY 2009 Adopted	FY 2009 Change
Operating Expense	67,088	31,900	5,100	357,700	-	357,700	1,021.3%
Capital Outlay	1,838,160	2,279,900	863,400	1,723,400	-	1,723,400	(24.4%)
Net Operating Budget	1,905,248	2,311,800	868,500	2,081,100	-	2,081,100	(10.0%)
Reserves For Contingencies	-	-	-	123,700	-	123,700	na
Reserves For Capital	-	231,800	-	128,900	-	128,900	(44.4%)
Total Budget	1,905,248	2,543,600	868,500	2,333,700	-	2,333,700	(8.3%)

Program Funding Sources	FY 2007 Actual	FY 2008 Adopted	FY 2008 Forecast	FY 2009 Current	FY 2009 Expanded	FY 2009 Adopted	FY 2009 Change
Miscellaneous Revenues	-	-	-	-	-	-	na
Interest/Misc	14,862	-	-	-	-	-	na
Impact Fees	2,108,905	1,200,000	500,000	500,600	-	500,600	(58.3%)
Reimb From Other Depts	283,900	-	-	-	-	-	na
Carry Forward	1,443,945	1,403,600	1,932,800	1,858,100	-	1,858,100	32.4%
Negative 5% Revenue Reserve	-	(60,000)	-	(25,000)	-	(25,000)	(58.3%)
Total Funding	3,851,612	2,543,600	2,432,800	2,333,700	-	2,333,700	(8.3%)

CIP Category / Project Title	FY 2008 Adopted	FY 2008 Amended	FY 2008 Forecasted	FY 2009 Budget	FY 2010 Budget	FY 2011 Budget	FY 2012 Budget	FY 2013 Budget
Transportation								
CR951-Davis Blvd to North of I-75 by Golden Gate Canal	2,279,900	-	-	-	-	-	-	-
Davis Blvd - Santa Barbara Rd to 951	-	914,300	860,800	585,000	-	-	-	-
Golden Gate Parkway Overpass	-	1,214	1,300	-	-	-	-	-
Goodlette Rd - PRR to CR896 GGPWY)	-	850,000	-	538,400	-	-	-	-
Operating Project 334	31,900	253,566	5,100	357,700	-	-	-	-
Reserves 334	231,800	747,400	-	252,600	-	-	-	-
Santa Barbara, 6 lane Davis/PRR	-	1,293	1,300	600,000	-	-	-	-
Transportation	2,543,600	2,767,773	868,500	2,333,700	-	-	-	-
Program Total Project Budget	2,543,600	2,767,773	868,500	2,333,700	-	-	-	-

**Collier County Government
Fiscal Year 2009 Adopted Budget**

**Capital Improvement Program
Transportation Capital
Road Impact Fee District 4 - Marco Island & S County (336)**

Program Budgetary Cost Summary	FY 2007 Actual	FY 2008 Adopted	FY 2008 Forecast	FY 2009 Current	FY 2009 Expanded	FY 2009 Adopted	FY 2009 Change
Operating Expense	1,743,306	110,700	106,900	230,900	-	230,900	108.6%
Capital Outlay	24,037,874	32,245,700	18,704,000	11,232,700	-	11,232,700	(65.2%)
Net Operating Budget	25,781,180	32,356,400	18,810,900	11,463,600	-	11,463,600	(64.6%)
Reserves For Debt Service	-	2,500,000	-	-	-	-	(100.0%)
Reserves For Capital	-	2,988,300	-	-	-	-	(100.0%)
Total Budget	25,781,180	37,844,700	18,810,900	11,463,600	-	11,463,600	(69.7%)

Program Funding Sources	FY 2007 Actual	FY 2008 Adopted	FY 2008 Forecast	FY 2009 Current	FY 2009 Expanded	FY 2009 Adopted	FY 2009 Change
Charges For Services	2,160	-	-	-	-	-	na
Miscellaneous Revenues	367,983	-	-	-	-	-	na
Interest/Misc	249,882	-	-	-	-	-	na
Impact Fees	4,157,903	7,500,000	2,250,000	2,250,000	-	2,250,000	(70.0%)
COA Impact Fees	8,557,067	5,000,000	500,000	1,300,000	-	1,300,000	(74.0%)
Loan Proceeds	-	21,250,000	-	-	-	-	(100.0%)
Carry Forward	36,793,893	4,719,700	24,152,000	8,091,100	-	8,091,100	71.4%
Negative 5% Revenue Reserve	-	(625,000)	-	(177,500)	-	(177,500)	(71.6%)
Total Funding	50,128,888	37,844,700	26,902,000	11,463,600	-	11,463,600	(69.7%)

CIP Category / Project Title	FY 2008 Adopted	FY 2008 Amended	FY 2008 Forecasted	FY 2009 Budget	FY 2010 Budget	FY 2011 Budget	FY 2012 Budget	FY 2013 Budget
Transportation								
County Barn Rd, 4 lane	-	469,634	342,200	127,400	-	-	-	-
Rattlesnake/Davis	-	-	-	68,000	-	-	-	-
CR951 - GGB to Green Blvd	-	-	-	68,000	-	-	-	-
CR951-Davis Blvd to North of I-75 by Golden Gate Canal	3,499,700	4,782,252	1,670,400	3,111,900	-	-	-	-
Davis Blvd - Santa Barbara Rd to 951	18,746,000	1,985,700	1,193,400	5,124,100	-	-	-	-
Operating Project 336	110,700	334,712	106,900	230,900	-	-	-	-
Rattlesnake Polly to CR951	-	106,084	73,600	32,500	-	-	-	-
Reserves 336	5,488,300	31,902,160	-	-	-	-	-	-
Santa Barbara Blvd Extension, Davis Blvd to Rattlesnake Hamm	10,000,000	4,943,100	2,474,100	2,469,000	-	-	-	-
Santa Barbara, 6 lane Davis/PRR	-	12,949,292	12,950,300	299,800	-	-	-	-
Transportation	37,844,700	57,472,933	18,810,900	11,463,600	-	-	-	-
Program Total Project Budget	37,844,700	57,472,933	18,810,900	11,463,600	-	-	-	-

**Collier County Government
Fiscal Year 2009 Adopted Budget**

**Capital Improvement Program
Transportation Capital
Road Impact Fee District 6 - Golden Gate Estates (338)**

Program Budgetary Cost Summary	FY 2007 Actual	FY 2008 Adopted	FY 2008 Forecast	FY 2009 Current	FY 2009 Expanded	FY 2009 Adopted	FY 2009 Change
Operating Expense	3,095,536	113,500	45,300	217,600	-	217,600	91.7%
Capital Outlay	14,264,930	41,991,100	13,068,900	19,441,200	-	19,441,200	(53.7%)
Net Operating Budget	17,360,465	42,104,600	13,114,200	19,658,800	-	19,658,800	(53.3%)
Reserves For Contingencies	-	-	-	1,156,800	-	1,156,800	na
Reserves For Debt Service	-	2,500,000	-	-	-	-	(100.0%)
Reserves For Capital	-	750,000	-	3,085,200	-	3,085,200	311.4%
Total Budget	17,360,465	45,354,600	13,114,200	23,900,800	-	23,900,800	(47.3%)

Program Funding Sources	FY 2007 Actual	FY 2008 Adopted	FY 2008 Forecast	FY 2009 Current	FY 2009 Expanded	FY 2009 Adopted	FY 2009 Change
Miscellaneous Revenues	-	-	-	-	-	-	na
Interest/Misc	297,072	-	-	-	-	-	na
Impact Fees	3,257,971	1,400,000	2,250,000	2,250,000	-	2,250,000	60.7%
COA Impact Fees	12,926,558	7,300,000	2,000,000	2,500,000	-	2,500,000	(65.8%)
Loan Proceeds	-	25,402,600	-	-	-	-	(100.0%)
Carry Forward	29,387,798	11,687,000	28,252,500	19,388,300	-	19,388,300	65.9%
Negative 5% Revenue Reserve	-	(435,000)	-	(237,500)	-	(237,500)	(45.4%)
Total Funding	45,869,399	45,354,600	32,502,500	23,900,800	-	23,900,800	(47.3%)

CIP Category / Project Title	FY 2008 Adopted	FY 2008 Amended	FY 2008 Forecasted	FY 2009 Budget	FY 2010 Budget	FY 2011 Budget	FY 2012 Budget	FY 2013 Budget
Transportation								
CR951 - GGB to Green Blvd	-	-	-	293,000	-	-	-	-
CR951, 6 lane GGB/Imm Rd	-	55,383	525,600	30,100	-	-	-	-
CR951-Davis Blvd to North of I-75 by Golden Gate Canal	10,334,100	13,500	13,500	2,926,500	-	-	-	-
Golden Gate Blvd - Wilson - Desoto	4,000,000	1,774,858	876,600	898,400	-	-	-	-
Immokalee Rd, CR951/43rd Ave NE	-	6,580	3,700	2,900	-	-	-	-
Oil Well, Immk Rd - Everglades	18,157,000	1,785,149	1,749,700	5,092,300	-	-	-	-
Operating Project 338	113,500	178,054	45,300	217,600	-	-	-	-
Randall Blvd, Immok to Everglades	-	137,207	100	137,200	-	-	-	-
Reserves 338	3,250,000	33,397,068	-	4,242,000	-	-	-	-
Santa Barbara Blvd Extension, Davis Blvd to Rattlesnake Hamm	3,500,000	8,556,900	2,870,800	5,686,100	-	-	-	-
Santa Barbara, 6 lane Davis/PRR	-	2,438,223	2,438,300	114,200	-	-	-	-
Vanderbilt Bch, 6 lane Airport/CR951	-	172,178	172,200	-	-	-	-	-
Vanderbilt Bch/CR951-Wilson	6,000,000	6,000,000	4,418,400	4,260,500	-	-	-	-
Transportation	45,354,600	54,515,100	13,114,200	23,900,800	-	-	-	-
Program Total Project Budget	45,354,600	54,515,100	13,114,200	23,900,800	-	-	-	-

**Collier County Government
Fiscal Year 2009 Adopted Budget**

**Capital Improvement Program
Transportation Capital
Road Impact Fee District 5 - Immokalee (339)**

Program Budgetary Cost Summary	FY 2007 Actual	FY 2008 Adopted	FY 2008 Forecast	FY 2009 Current	FY 2009 Expanded	FY 2009 Adopted	FY 2009 Change
Operating Expense	249,012	203,500	295,100	221,900	-	221,900	9.0%
Capital Outlay	833,273	6,630,900	2,902,000	14,626,300	-	14,626,300	120.6%
Net Operating Budget	1,082,285	6,834,400	3,197,100	14,848,200	-	14,848,200	117.3%
Reserves For Contingencies	-	1,840,800	-	-	-	-	(100.0%)
Reserves For Debt Service	-	1,250,000	-	-	-	-	(100.0%)
Total Budget	1,082,285	9,925,200	3,197,100	14,848,200	-	14,848,200	49.6%

Program Funding Sources	FY 2007 Actual	FY 2008 Adopted	FY 2008 Forecast	FY 2009 Current	FY 2009 Expanded	FY 2009 Adopted	FY 2009 Change
Interest/Misc	101,019	-	-	-	-	-	na
Impact Fees	2,139,835	3,000,000	1,100,000	1,099,400	-	1,099,400	(63.4%)
COA Impact Fees	3,029,991	1,900,000	1,900,000	2,600,000	-	2,600,000	36.8%
Loan Proceeds	-	2,250,000	-	-	-	-	(100.0%)
Carry Forward	1,441,163	3,020,200	11,493,900	11,296,800	-	11,296,800	274.0%
Negative 5% Revenue Reserve	-	(245,000)	-	(148,000)	-	(148,000)	(39.6%)
Total Funding	6,712,008	9,925,200	14,493,900	14,848,200	-	14,848,200	49.6%

CIP Category / Project Title	FY 2008 Adopted	FY 2008 Amended	FY 2008 Forecasted	FY 2009 Budget	FY 2010 Budget	FY 2011 Budget	FY 2012 Budget	FY 2013 Budget
Transportation								
CR951-Davis Blvd to North of I-75 by Golden Gate Canal	1,949,100	1,949,100	-	1,949,100	-	-	-	-
Golden Gate Blvd - Wilson - Desoto	415,900	415,900	385,600	1,023,500	-	-	-	-
Oil Well, Immk Rd - Everglades	4,265,900	5,029,786	2,516,400	11,653,700	-	-	-	-
Operating Project 339	203,500	294,351	295,100	221,900	-	-	-	-
Reserves 339	3,090,800	4,255,741	-	-	-	-	-	-
Transportation	9,925,200	11,944,878	3,197,100	14,848,200	-	-	-	-
Program Total Project Budget	9,925,200	11,944,878	3,197,100	14,848,200	-	-	-	-

**Collier County Government
Fiscal Year 2009 Adopted Budget**

**Capital Improvement Program
Transportation Capital
Road Impact Fee District 10 - Rural Collier (340)**

Program Budgetary Cost Summary	FY 2007 Actual	FY 2008 Adopted	FY 2008 Forecast	FY 2009 Current	FY 2009 Expanded	FY 2009 Adopted	FY 2009 Change
Operating Expense	19,455	-	-	-	-	-	na
Capital Outlay	32,600	-	1,000	-	-	-	na
Net Operating Budget	52,055	-	1,000	-	-	-	na
Total Budget	52,055	-	1,000	-	-	-	na

Program Funding Sources	FY 2007 Actual	FY 2008 Adopted	FY 2008 Forecast	FY 2009 Current	FY 2009 Expanded	FY 2009 Adopted	FY 2009 Change
Interest/Misc	8	-	-	-	-	-	na
Carry Forward	52,909	-	1,000	-	-	-	na
Total Funding	52,917	-	1,000	-	-	-	na

CIP Category / Project Title	FY 2008 Adopted	FY 2008 Amended	FY 2008 Forecasted	FY 2009 Budget	FY 2010 Budget	FY 2011 Budget	FY 2012 Budget	FY 2013 Budget
Transportation								
Oil Well, Immk Rd - Everglades	-	1,446	1,000	-	-	-	-	-
Program Total Project Budget	-	1,446	1,000	-	-	-	-	-

**Collier County Government
Fiscal Year 2009 Adopted Budget**

**Capital Improvement Program
Transportation Capital
Road Assessment Receivable Fund (341)**

Mission Statement

This fund serves as a revolving loan pool to fund small-scale assessment projects.

Program Budgetary Cost Summary	FY 2007 Actual	FY 2008 Adopted	FY 2008 Forecast	FY 2009 Current	FY 2009 Expanded	FY 2009 Adopted	FY 2009 Change
Reserves For Capital	-	353,300	-	634,600	-	634,600	79.6%
Total Budget	-	353,300	-	634,600	-	634,600	79.6%

Program Funding Sources	FY 2007 Actual	FY 2008 Adopted	FY 2008 Forecast	FY 2009 Current	FY 2009 Expanded	FY 2009 Adopted	FY 2009 Change
Interest/Misc	1,460	-	-	-	-	-	na
Assessments	3,246	-	-	-	-	-	na
Trans fm 163 Baysh/Av Beaut Fd	-	200,000	200,000	-	-	-	(100.0%)
Carry Forward	353,497	153,500	434,600	634,600	-	634,600	313.4%
Total Funding	358,204	353,500	634,600	634,600	-	634,600	79.5%

CIP Category / Project Title	FY 2008 Adopted	FY 2008 Amended	FY 2008 Forecasted	FY 2009 Budget	FY 2010 Budget	FY 2011 Budget	FY 2012 Budget	FY 2013 Budget
Transportation								
Reserves 341	353,500	353,500	-	634,600	-	-	-	-
Program Total Project Budget	353,500	353,500	-	634,600	-	-	-	-

Forecast FY 2008: On December 14, 1999, agenda item 16(B)8, the Board approved a \$570,000 loan to the Bayshore Beautification MSTU fund 160/163. Loan payments were made in fiscal year 2002 and 2003. The remaining \$200,000 balance will be transferred in from fund 160/163.

**Collier County Government
Fiscal Year 2009 Adopted Budget**

**Capital Improvement Program
Public Services Capital
Regional Pk Impact Fee-Incorp Area (345)**

Program Budgetary Cost Summary	FY 2007 Actual	FY 2008 Adopted	FY 2008 Forecast	FY 2009 Current	FY 2009 Expanded	FY 2009 Adopted	FY 2009 Change
Operating Expense	-	-	-	49,200	-	49,200	na
Capital Outlay	667	-	-	-	-	-	na
Net Operating Budget	667	-	-	49,200	-	49,200	na
Trans to 216 Debt Serv Fd	750,000	-	-	170,000	-	170,000	na
Reserves For Capital	-	24,300	-	49,900	-	49,900	105.3%
Total Budget	750,667	24,300	-	269,100	-	269,100	1,007.4%

Program Funding Sources	FY 2007 Actual	FY 2008 Adopted	FY 2008 Forecast	FY 2009 Current	FY 2009 Expanded	FY 2009 Adopted	FY 2009 Change
Interest/Misc	249	-	-	-	-	-	na
Impact Fees	138,632	100,000	100,000	50,000	-	50,000	(50.0%)
Carry Forward	734,607	(70,700)	121,600	221,600	-	221,600	(413.4%)
Negative 5% Revenue Reserve	-	(5,000)	-	(2,500)	-	(2,500)	(50.0%)
Total Funding	873,489	24,300	221,600	269,100	-	269,100	1,007.4%

CIP Category / Project Title	FY 2008 Adopted	FY 2008 Amended	FY 2008 Forecasted	FY 2009 Budget	FY 2010 Budget	FY 2011 Budget	FY 2012 Budget	FY 2013 Budget
Parks & Recreation								
Interfund Transfers 345	-	-	-	170,000	-	-	-	-
Operating Project 345	-	49,182	-	49,200	-	-	-	-
Reserves 345	24,300	24,300	-	49,900	-	-	-	-
Parks & Recreation	24,300	73,482	-	269,100	-	-	-	-
Program Total Project Budget	24,300	73,482	-	269,100	-	-	-	-

**Collier County Government
Fiscal Year 2009 Adopted Budget**

**Capital Improvement Program
Public Services Capital
Community & Regional Pk Impact Fee (346)**

Program Budgetary Cost Summary	FY 2007 Actual	FY 2008 Adopted	FY 2008 Forecast	FY 2009 Current	FY 2009 Expanded	FY 2009 Adopted	FY 2009 Change
Operating Expense	370,228	80,000	302,200	281,600	-	281,600	252.0%
Capital Outlay	1,433,463	3,625,000	1,970,600	13,669,700	-	13,669,700	277.1%
Remittances	-	-	-	-	-	-	na
Net Operating Budget	1,803,690	3,705,000	2,272,800	13,951,300	-	13,951,300	276.6%
Trans to 210 Debt Serv Fd	654,600	-	-	-	-	-	na
Trans to 216 Debt Serv Fd	2,380,100	3,118,600	3,118,600	2,945,100	-	2,945,100	(5.6%)
Reserves For Contingencies	-	-	-	20,000	-	20,000	na
Reserves For Debt Service	-	-	-	2,279,800	-	2,279,800	na
Reserves For Capital	-	11,683,900	-	2,699,100	-	2,699,100	(76.9%)
Reserves For Cash Flow	-	2,265,300	-	-	-	-	(100.0%)
Total Budget	4,838,390	20,772,800	5,391,400	21,895,300	-	21,895,300	5.4%

Program Funding Sources	FY 2007 Actual	FY 2008 Adopted	FY 2008 Forecast	FY 2009 Current	FY 2009 Expanded	FY 2009 Adopted	FY 2009 Change
Miscellaneous Revenues	-	-	398,200	-	-	-	na
Interest/Misc	196,801	-	-	-	-	-	na
Impact Fees	6,531,750	8,400,000	2,350,000	2,300,000	-	2,300,000	(72.6%)
Carry Forward	20,424,288	12,792,800	22,150,300	19,710,300	-	19,710,300	54.1%
Negative 5% Revenue Reserve	-	(420,000)	-	(115,000)	-	(115,000)	(72.6%)
Total Funding	27,152,839	20,772,800	24,898,500	21,895,300	-	21,895,300	5.4%

**Collier County Government
Fiscal Year 2009 Adopted Budget**

**Capital Improvement Program
Public Services Capital
Community & Regional Pk Impact Fee (346)**

CIP Category / Project Title	FY 2008 Adopted	FY 2008 Amended	FY 2008 Forecasted	FY 2009 Budget	FY 2010 Budget	FY 2011 Budget	FY 2012 Budget	FY 2013 Budget
Parks & Recreation								
951 Boat ramp Expansion (FLBI)	-	838,000	-	838,000	-	-	-	-
Bayview Park Parking	-	478,733	-	681,900	-	-	-	-
E Naples Com Pk Senior Center	-	597	-	600	-	-	-	-
E Naples Com Pk Soccer Field 3	-	13,291	900	12,400	-	-	-	-
E Naples Com Pk Soccer Fields	-	6,484	900	5,600	-	-	-	-
Eagle Lake Maintenance bldg	-	4,689	500	4,200	-	-	-	-
Eagle Lake Pk-maintenance bldg	-	1,223	-	1,200	-	-	-	-
Eagle Lakes Pk-water play, tennis courts & shelter	-	80,575	14,200	66,400	-	-	-	-
Elementary School J	-	400,000	249,900	150,100	-	-	-	-
Elementary School K	-	400,000	258,200	141,800	-	-	-	-
Golden Gate Estates Com Pk	-	500,000	-	500,000	-	-	-	-
Goodland Boat Ramp	-	3,300,000	7,800	3,292,200	-	-	-	-
Immokalee South Park-construct com ctr	1,000,000	1,000,000	-	1,000,000	-	-	-	-
Interfund Transfers 346	3,118,600	3,118,600	3,118,600	2,945,100	-	-	-	-
Manatee Park Comm Park	-	2,456,531	126,200	2,330,300	-	-	-	-
Mar Good Resort Renovations	1,125,000	1,391,335	80,900	1,310,400	-	-	-	-
North Collier Regional Pk Water Slide #4	-	9,465	9,500	-	-	-	-	-
North Collier Regional Pk Water Slide #5	200,000	200,000	200,000	-	-	-	-	-
North Naples Elementary School	-	429,277	365,100	64,200	-	-	-	-
North Regional Park	-	682,352	439,800	242,600	-	-	-	-
Operating Project 346	80,000	383,782	302,200	281,600	-	-	-	-
Orange Tree Regional Park	-	647,320	216,700	430,600	-	-	-	-
Reserves 346	13,949,200	12,949,200	-	4,998,900	-	-	-	-
Sabal Palm Elem School (E)	-	302	-	300	-	-	-	-
Signature Land Purchase	-	1,296,890	-	1,296,900	-	-	-	-
Sugden Pk-2 water ski structures & interpeter ctr	1,300,000	1,300,000	-	1,300,000	-	-	-	-
Parks & Recreation	20,772,800	31,888,647	5,391,400	21,895,300				
Program Total Project Budget	20,772,800	31,888,647	5,391,400	21,895,300				

**Collier County Government
Fiscal Year 2009 Adopted Budget**

**Capital Improvement Program
Office of the County Manager Capital
EMS Impact Fee Fund (350)**

Program Budgetary Cost Summary	FY 2007 Actual	FY 2008 Adopted	FY 2008 Forecast	FY 2009 Current	FY 2009 Expanded	FY 2009 Adopted	FY 2009 Change
Operating Expense	1,169,035	-	10,300	103,800	-	103,800	na
Capital Outlay	541,939	-	1,211,400	9,585,600	-	9,585,600	na
Net Operating Budget	1,710,974	-	1,221,700	9,689,400	-	9,689,400	na
Trans to 210 Debt Serv Fd	13,800	13,800	13,800	13,700	-	13,700	(0.7%)
Trans to 216 Debt Serv Fd	445,700	444,700	444,700	-	-	-	(100.0%)
Trans to 299 Debt Serv Fd	-	1,213,600	425,700	542,600	-	542,600	(55.3%)
Reserves For Contingencies	-	-	-	10,000	-	10,000	na
Reserves For Debt Service	-	-	-	150,800	-	150,800	na
Reserves For Capital	-	-	-	276,100	-	276,100	na
Total Budget	2,170,474	1,672,100	2,105,900	10,682,600	-	10,682,600	538.9%

Program Funding Sources	FY 2007 Actual	FY 2008 Adopted	FY 2008 Forecast	FY 2009 Current	FY 2009 Expanded	FY 2009 Adopted	FY 2009 Change
Interest/Misc	21,381	-	-	-	-	-	na
Impact Fees	648,175	900,000	500,000	260,000	-	260,000	(71.1%)
Loan Proceeds	2,051,352	9,049,100	-	9,049,100	-	9,049,100	0 %
Advance/Loan fm 001 Gen Fd	185,000	-	-	-	-	-	na
Advance/Loan fm 301 Co Wide Proj Fd	159,500	814,800	814,800	-	-	-	(100.0%)
Trans fm Debt Serv Fds	-	-	-	494,000	-	494,000	na
Carry Forward	808,671	(9,046,800)	1,683,500	892,500	-	892,500	(109.9%)
Negative 5% Revenue Reserve	-	(45,000)	-	(13,000)	-	(13,000)	(71.1%)
Total Funding	3,874,078	1,672,100	2,998,300	10,682,600	-	10,682,600	538.9%

CIP Category / Project Title	FY 2008 Adopted	FY 2008 Amended	FY 2008 Forecasted	FY 2009 Budget	FY 2010 Budget	FY 2011 Budget	FY 2012 Budget	FY 2013 Budget
Emergency Medical Services								
ALS units, County-Wide	-	49,817	-	49,800	-	-	-	-
Ambulance & Equip	-	185,012	185,000	-	-	-	-	-
Ambulance & Equip for Medic 49	-	231,411	215,311	16,100	-	-	-	-
Ambulance & Equip for Medic 73	-	231,291	215,291	16,000	-	-	-	-
Ambulance & Equip for Station #3	-	231,644	215,145	16,500	-	-	-	-
Ambulance & Equip for Station #4	-	232,200	215,400	16,800	-	-	-	-
Equipment for 5 Paramedics	-	31	58	-	-	-	-	-
Interfund Transfers 350	1,672,100	1,672,100	884,200	556,300	-	-	-	-
Medic 49 Immok/951	-	1,983,374	25,200	1,958,200	-	-	-	-
Medic 73 Logan/Vanderbilt Rd	-	1,958,920	74,400	1,884,500	-	-	-	-
New EMS Station #3 (incl. land)	-	2,494,733	47,633	2,447,100	-	-	-	-
New EMS Station #4 (incl. land)	-	3,135,162	17,662	3,117,500	-	-	-	-
Operating Project 350	-	14,114	10,300	103,800	-	-	-	-
Reserves 350	-	2,280	-	436,900	-	-	-	-
Station 19 (East Naples) Santa B/Davis	-	62,658	-	62,800	-	-	-	-
Station 20 (Grey Oaks Area)*	-	270	300	-	-	-	-	-
Emergency Medical Services	1,672,100	12,485,017	2,105,900	10,682,300	-	-	-	-
Facilities Management								
Emergency Services HQ & Ops Ctr	-	297	-	300	-	-	-	-
Program Total Project Budget	1,672,100	12,485,314	2,105,900	10,682,600	-	-	-	-

**Collier County Government
Fiscal Year 2009 Adopted Budget**

**Capital Improvement Program
Office of the County Manager Capital
EMS Capital Fund (351)**

Program Budgetary Cost Summary	FY 2007 Actual	FY 2008 Adopted	FY 2008 Forecast	FY 2009 Current	FY 2009 Expanded	FY 2009 Adopted	FY 2009 Change
Capital Outlay	-	-	700	-	-	-	na
Remittances	24,897	-	-	-	-	-	na
Net Operating Budget	24,897	-	700	-	-	-	na
Total Budget	24,897	-	700	-	-	-	na

Program Funding Sources	FY 2007 Actual	FY 2008 Adopted	FY 2008 Forecast	FY 2009 Current	FY 2009 Expanded	FY 2009 Adopted	FY 2009 Change
Miscellaneous Revenues	1,208	-	-	-	-	-	na
Interest/Misc	113	-	-	-	-	-	na
Carry Forward	61,305	-	-	-	-	-	na
Total Funding	62,626	-	-	-	-	-	na

CIP Category / Project Title	FY 2008 Adopted	FY 2008 Amended	FY 2008 Forecasted	FY 2009 Budget	FY 2010 Budget	FY 2011 Budget	FY 2012 Budget	FY 2013 Budget
Emergency Medical Services								
Station 20 (Grey Oaks Area)*	-	-	700	-	-	-	-	-
Program Total Project Budget	-	-	700	-	-	-	-	-

**Collier County Government
Fiscal Year 2009 Adopted Budget**

**Capital Improvement Program
Public Services Capital
Library Impact Fee Fund (355)**

Program Budgetary Cost Summary	FY 2007 Actual	FY 2008 Adopted	FY 2008 Forecast	FY 2009 Current	FY 2009 Expanded	FY 2009 Adopted	FY 2009 Change
Personal Services	-	-	-	-	-	-	na
Operating Expense	918,800	15,000	50,100	65,400	-	65,400	336.0%
Capital Outlay	4,129,821	1,404,000	11,715,400	5,888,700	-	5,888,700	319.4%
Net Operating Budget	5,048,620	1,419,000	11,765,500	5,954,100	-	5,954,100	319.6%
Trans to 210 Debt Serv Fd	472,300	473,400	473,400	472,700	-	472,700	(0.1%)
Trans to 299 Debt Serv Fd	-	1,512,300	1,314,000	1,504,200	-	1,504,200	(0.5%)
Reserves For Contingencies	-	-	-	30,000	-	30,000	na
Reserves For Debt Service	-	-	-	375,700	-	375,700	na
Reserves For Cash Flow	-	365,000	-	-	-	-	(100.0%)
Total Budget	5,520,920	3,769,700	13,552,900	8,336,700	-	8,336,700	121.2%

Program Funding Sources	FY 2007 Actual	FY 2008 Adopted	FY 2008 Forecast	FY 2009 Current	FY 2009 Expanded	FY 2009 Adopted	FY 2009 Change
Intergovernmental Revenues	-	1,000,000	300,000	700,000	-	700,000	(30.0%)
Charges For Services	1,820	-	600	-	-	-	na
Interest/Misc	30,857	-	-	-	-	-	na
Impact Fees	1,129,140	2,100,000	470,000	400,000	-	400,000	(81.0%)
Loan Proceeds	2,550,465	10,652,700	10,652,700	-	-	-	(100.0%)
Advance/Loan fm 001 Gen Fd	1,429,100	-	-	-	-	-	na
Advance/Loan fm 301 Co Wide Proj Fd	-	838,200	3,092,700	3,748,800	-	3,748,800	347.2%
Carry Forward	2,951,490	(10,741,200)	2,544,900	3,507,900	-	3,507,900	(132.7%)
Negative 5% Revenue Reserve	-	(80,000)	-	(20,000)	-	(20,000)	(75.0%)
Total Funding	8,092,871	3,769,700	17,060,900	8,336,700	-	8,336,700	121.2%

CIP Category / Project Title	FY 2008 Adopted	FY 2008 Amended	FY 2008 Forecasted	FY 2009 Budget	FY 2010 Budget	FY 2011 Budget	FY 2012 Budget	FY 2013 Budget
Libraries								
Books, Pubs & Library Mat 355	1,404,000	2,244,021	534,800	2,477,800	-	-	-	-
Golden Gate Library Expansion	-	4,882,228	4,225,600	656,600	-	-	-	-
Interfund Transfers 355	1,985,700	1,985,700	1,787,400	1,976,900	-	-	-	-
Operating Project 355	15,000	92,751	50,100	65,400	-	-	-	-
Reserves 355	365,000	365,000	-	405,700	-	-	-	-
South County Regional Library	-	9,709,327	6,955,000	2,754,300	-	-	-	-
Libraries	3,769,700	19,279,027	13,552,900	8,336,700	-	-	-	-
Program Total Project Budget	3,769,700	19,279,027	13,552,900	8,336,700	-	-	-	-

Revenues FY 2009: State of Florida has approved two construction grants, \$500,000 for the Golden Gate Library Expansion and \$500,000 for the South Regional Library.

**Collier County Government
Fiscal Year 2009 Adopted Budget**

**Capital Improvement Program
Public Services Capital
Immokalee Community Pk Impact Fee (365)**

Program Budgetary Cost Summary	FY 2007 Actual	FY 2008 Adopted	FY 2008 Forecast	FY 2009 Current	FY 2009 Expanded	FY 2009 Adopted	FY 2009 Change
Capital Outlay	-	-	-	3,600	-	3,600	na
Net Operating Budget	-	-	-	3,600	-	3,600	na
Total Budget	-	-	-	3,600	-	3,600	na

Program Funding Sources	FY 2007 Actual	FY 2008 Adopted	FY 2008 Forecast	FY 2009 Current	FY 2009 Expanded	FY 2009 Adopted	FY 2009 Change
Interest/Misc	32	-	-	-	-	-	na
Carry Forward	3,600	-	3,600	3,600	-	3,600	na
Total Funding	3,632	-	3,600	3,600	-	3,600	na

CIP Category / Project Title	FY 2008 Adopted	FY 2008 Amended	FY 2008 Forecasted	FY 2009 Budget	FY 2010 Budget	FY 2011 Budget	FY 2012 Budget	FY 2013 Budget
Parks & Recreation								
Immokalee Com Pk Picnic Shelters	-	3,600	-	3,600	-	-	-	-
Program Total Project Budget	-	3,600	-	3,600	-	-	-	-

**Collier County Government
Fiscal Year 2009 Adopted Budget**

**Capital Improvement Program
Public Services Capital
Naples & Urban Collier Community Park Impact Fee (368)**

Program Budgetary Cost Summary	FY 2007 Actual	FY 2008 Adopted	FY 2008 Forecast	FY 2009 Current	FY 2009 Expanded	FY 2009 Adopted	FY 2009 Change
Operating Expense	19,722	-	-	-	-	-	na
Capital Outlay	7,340	-	26,000	538,200	-	538,200	na
Net Operating Budget	27,062	-	26,000	538,200	-	538,200	na
Reserves For Capital	-	174,600	-	176,400	-	176,400	1.0%
Total Budget	27,062	174,600	26,000	714,600	-	714,600	309.3%

Program Funding Sources	FY 2007 Actual	FY 2008 Adopted	FY 2008 Forecast	FY 2009 Current	FY 2009 Expanded	FY 2009 Adopted	FY 2009 Change
Charges For Services	600	-	-	-	-	-	na
Interest/Misc	6,608	-	-	-	-	-	na
Carry Forward	765,872	174,600	740,600	714,600	-	714,600	309.3%
Total Funding	773,080	174,600	740,600	714,600	-	714,600	309.3%

CIP Category / Project Title	FY 2008 Adopted	FY 2008 Amended	FY 2008 Forecasted	FY 2009 Budget	FY 2010 Budget	FY 2011 Budget	FY 2012 Budget	FY 2013 Budget
Parks & Recreation								
Corkscrew Ball fields	-	9	-	-	-	-	-	-
E Naples Com Pk - new Soccer field	-	366,932	23,700	343,200	-	-	-	-
E Naples Com Pk Senior Center	-	145	-	100	-	-	-	-
Golden Gate Com Pk Bike/Walk Path	-	187,472	2,300	185,200	-	-	-	-
Golden Gate Community Center Impr	-	9,703	-	9,700	-	-	-	-
Reserves 368	174,600	174,600	-	176,400	-	-	-	-
Parks & Recreation	174,600	738,862	26,000	714,600	-	-	-	-
Program Total Project Budget	174,600	738,862	26,000	714,600	-	-	-	-

**Collier County Government
Fiscal Year 2009 Adopted Budget**

**Capital Improvement Program
Office of the County Manager Capital
Ochopee Fire Control Impact Fee (372)**

Program Budgetary Cost Summary	FY 2007 Actual	FY 2008 Adopted	FY 2008 Forecast	FY 2009 Current	FY 2009 Expanded	FY 2009 Adopted	FY 2009 Change
Operating Expense	-	-	1,300	1,700	-	1,700	na
Net Operating Budget	-	-	1,300	1,700	-	1,700	na
Reserves For Capital	-	161,700	-	188,400	-	188,400	16.5%
Total Budget	-	161,700	1,300	190,100	-	190,100	17.6%

Program Funding Sources	FY 2007 Actual	FY 2008 Adopted	FY 2008 Forecast	FY 2009 Current	FY 2009 Expanded	FY 2009 Adopted	FY 2009 Change
Interest/Misc	1,525	-	-	-	-	-	na
Impact Fees	34,972	6,400	4,100	6,400	-	6,400	0 %
Carry Forward	146,900	155,600	181,200	184,000	-	184,000	18.3%
Negative 5% Revenue Reserve	-	(300)	-	(300)	-	(300)	0 %
Total Funding	183,397	161,700	185,300	190,100	-	190,100	17.6%

CIP Category / Project Title	FY 2008 Adopted	FY 2008 Amended	FY 2008 Forecasted	FY 2009 Budget	FY 2010 Budget	FY 2011 Budget	FY 2012 Budget	FY 2013 Budget
Ochopee Fire Control								
Operating Project 372	-	3,000	1,300	1,700	-	-	-	-
Reserves 372	161,700	173,000	-	188,400	-	-	-	-
Ochopee Fire Control	161,700	176,000	1,300	190,100	-	-	-	-
Program Total Project Budget	161,700	176,000	1,300	190,100	-	-	-	-

**Collier County Government
Fiscal Year 2009 Adopted Budget**

**Capital Improvement Program
Office of the County Manager Capital
Isle of Capri Fire Impact Fee (373)**

Program Budgetary Cost Summary	FY 2007 Actual	FY 2008 Adopted	FY 2008 Forecast	FY 2009 Current	FY 2009 Expanded	FY 2009 Adopted	FY 2009 Change
Operating Expense	-	-	600	2,600	-	2,600	na
Net Operating Budget	-	-	600	2,600	-	2,600	na
Reserves For Capital	-	162,500	-	204,400	-	204,400	25.8%
Total Budget	-	162,500	600	207,000	-	207,000	27.4%

Program Funding Sources	FY 2007 Actual	FY 2008 Adopted	FY 2008 Forecast	FY 2009 Current	FY 2009 Expanded	FY 2009 Adopted	FY 2009 Change
Miscellaneous Revenues	467	-	-	-	-	-	na
Interest/Misc	1,387	-	-	-	-	-	na
Impact Fees	5,003	12,000	45,500	5,000	-	5,000	(58.3%)
Carry Forward	151,788	151,100	157,400	202,300	-	202,300	33.9%
Negative 5% Revenue Reserve	-	(600)	-	(300)	-	(300)	(50.0%)
Total Funding	158,645	162,500	202,900	207,000	-	207,000	27.4%

CIP Category / Project Title	FY 2008 Adopted	FY 2008 Amended	FY 2008 Forecasted	FY 2009 Budget	FY 2010 Budget	FY 2011 Budget	FY 2012 Budget	FY 2013 Budget
Isle of Capri Fire								
Operating Project 373	-	3,200	600	2,600	-	-	-	-
Reserves 373	162,500	163,024	-	204,400	-	-	-	-
Isle of Capri Fire	162,500	166,224	600	207,000	-	-	-	-
Program Total Project Budget	162,500	166,224	600	207,000	-	-	-	-

**Collier County Government
Fiscal Year 2009 Adopted Budget**

**Capital Improvement Program
Constitutional Officer's Capital Improvements
Correctional Facilities Impact Fee (381)**

Program Budgetary Cost Summary	FY 2007 Actual	FY 2008 Adopted	FY 2008 Forecast	FY 2009 Current	FY 2009 Expanded	FY 2009 Adopted	FY 2009 Change
Operating Expense	178,933	10,000	47,000	60,700	-	60,700	507.0%
Capital Outlay	1,208,211	-	514,200	663,500	-	663,500	na
Net Operating Budget	1,387,144	10,000	561,200	724,200	-	724,200	7,142.0%
Trans to 215 Debt Serv Fd	1,953,300	1,954,600	1,954,600	1,954,700	-	1,954,700	0 %
Reserves For Contingencies	-	958,700	-	-	-	-	(100.0%)
Reserves For Debt Service	-	1,319,400	-	1,325,800	-	1,325,800	0.5%
Total Budget	3,340,444	4,242,700	2,515,800	4,004,700	-	4,004,700	(5.6%)

Program Funding Sources	FY 2007 Actual	FY 2008 Adopted	FY 2008 Forecast	FY 2009 Current	FY 2009 Expanded	FY 2009 Adopted	FY 2009 Change
Miscellaneous Revenues	164,938	-	-	-	-	-	na
Interest/Misc	41,859	-	-	-	-	-	na
Impact Fees	2,144,644	2,100,000	1,400,000	861,000	-	861,000	(59.0%)
Advance/Loan fm 301 Co Wide Proj Fd	-	-	-	53,100	-	53,100	na
Carry Forward	5,272,404	2,247,700	4,249,500	3,133,700	-	3,133,700	39.4%
Negative 5% Revenue Reserve	-	(105,000)	-	(43,100)	-	(43,100)	(59.0%)
Total Funding	7,623,845	4,242,700	5,649,500	4,004,700	-	4,004,700	(5.6%)

CIP Category / Project Title	FY 2008 Adopted	FY 2008 Amended	FY 2008 Forecasted	FY 2009 Budget	FY 2010 Budget	FY 2011 Budget	FY 2012 Budget	FY 2013 Budget
Sheriff Office								
Interfund Transfers 381	1,954,600	1,954,600	1,954,600	1,954,700	-	-	-	-
Master Plan Update 2006	-	15,880	2,900	13,000	-	-	-	-
Naples Jail Expansion	-	1,161,776	511,300	650,500	-	-	-	-
Operating Project 381	10,000	75,974	47,000	60,700	-	-	-	-
Reserves 381	2,278,100	2,405,040	-	1,325,800	-	-	-	-
Sheriff Office	4,242,700	5,613,270	2,515,800	4,004,700	-	-	-	-
Program Total Project Budget	4,242,700	5,613,270	2,515,800	4,004,700	-	-	-	-

**Collier County Government
Fiscal Year 2009 Adopted Budget**

**Capital Improvement Program
Constitutional Officer's Capital Improvements
Law Enforcement Impact Fee (385)**

Program Budgetary Cost Summary	FY 2007 Actual	FY 2008 Adopted	FY 2008 Forecast	FY 2009 Current	FY 2009 Expanded	FY 2009 Adopted	FY 2009 Change
Operating Expense	1,245,241	20,000	27,800	40,300	-	40,300	101.5%
Capital Outlay	5,982,934	8,952,900	11,258,200	7,992,000	-	7,992,000	(10.7%)
Net Operating Budget	7,228,175	8,972,900	11,286,000	8,032,300	-	8,032,300	(10.5%)
Trans to 216 Debt Serv Fd	715,000	713,400	713,400	1,435,600	-	1,435,600	101.2%
Trans to 299 Debt Serv Fd	-	3,735,900	3,533,400	6,067,600	-	6,067,600	62.4%
Trans to 390 Gen Gov Fac IF Cap Fd	-	1,150,000	1,291,300	-	-	-	(100.0%)
Reserves For Debt Service	-	-	-	463,000	-	463,000	na
Reserves For Cash Flow	-	460,100	-	-	-	-	(100.0%)
Total Budget	7,943,175	15,032,300	16,824,100	15,998,500	-	15,998,500	6.4%

Program Funding Sources	FY 2007 Actual	FY 2008 Adopted	FY 2008 Forecast	FY 2009 Current	FY 2009 Expanded	FY 2009 Adopted	FY 2009 Change
Interest/Misc	140,257	-	-	-	-	-	na
Impact Fees	835,657	900,000	940,000	575,000	-	575,000	(36.1%)
Loan Proceeds	16,415,811	10,102,900	9,699,400	-	-	-	(100.0%)
Advance/Loan fm 001 Gen Fd	1,700,000	1,700,000	1,700,000	1,700,000	-	1,700,000	0 %
Advance/Loan fm 301 Co Wide Proj Fd	1,137,600	1,525,900	1,525,900	2,630,700	-	2,630,700	72.4%
Trans fm 390 Gen Gov Fac Cap Fd	71,400	-	-	-	-	-	na
Carry Forward	1,860,515	848,500	14,080,400	11,121,600	-	11,121,600	1,210.7%
Negative 5% Revenue Reserve	-	(45,000)	-	(28,800)	-	(28,800)	(36.0%)
Total Funding	22,161,239	15,032,300	27,945,700	15,998,500	-	15,998,500	6.4%

CIP Category / Project Title	FY 2008 Adopted	FY 2008 Amended	FY 2008 Forecasted	FY 2009 Budget	FY 2010 Budget	FY 2011 Budget	FY 2012 Budget	FY 2013 Budget
Sheriff Office								
Interfund Transfers 385	5,599,300	5,740,600	5,538,100	7,503,200	-	-	-	-
Operating Project 385	20,000	48,119	27,800	40,300	-	-	-	-
Reserves 385	460,100	910,100	-	463,000	-	-	-	-
Sheriff's Fleet Facility	8,952,900	8,406,300	1,175,600	7,230,700	-	-	-	-
Sheriff's Special Operations Facility	-	10,843,844	10,082,600	761,300	-	-	-	-
Sheriff Office	15,032,300	25,948,963	16,824,100	15,998,500	-	-	-	-
Program Total Project Budget	15,032,300	25,948,963	16,824,100	15,998,500	-	-	-	-

**Collier County Government
Fiscal Year 2009 Adopted Budget**

**Capital Improvement Program
Administrative Services Capital
General Governmental Buildings Impact Fee (390)**

Program Budgetary Cost Summary	FY 2007 Actual	FY 2008 Adopted	FY 2008 Forecast	FY 2009 Current	FY 2009 Expanded	FY 2009 Adopted	FY 2009 Change
Personal Services	18,667	-	-	-	-	-	na
Operating Expense	2,164,166	20,000	44,800	41,400	-	41,400	107.0%
Capital Outlay	20,382,803	7,435,000	44,876,600	28,745,500	-	28,745,500	286.6%
Net Operating Budget	22,565,636	7,455,000	44,921,400	28,786,900	-	28,786,900	286.1%
Trans to 210 Debt Serv Fd	221,600	222,100	222,100	221,800	-	221,800	(0.1%)
Trans to 216 Debt Serv Fd	3,851,500	3,842,200	3,842,200	4,126,700	-	4,126,700	7.4%
Trans to 299 Debt Serv Fd	-	2,198,400	68,000	2,008,400	-	2,008,400	(8.6%)
Trans to 385 Law Enforc Im Fee Cap Fd	71,400	-	-	-	-	-	na
Reserves For Debt Service	-	-	-	2,664,700	-	2,664,700	na
Reserves For Cash Flow	-	2,649,100	-	-	-	-	(100.0%)
Total Budget	26,710,136	16,366,800	49,053,700	37,808,500	-	37,808,500	131.0%

Program Funding Sources	FY 2007 Actual	FY 2008 Adopted	FY 2008 Forecast	FY 2009 Current	FY 2009 Expanded	FY 2009 Adopted	FY 2009 Change
Interest/Misc	532,876	-	-	-	-	-	na
Impact Fees	3,370,394	3,600,000	2,500,000	1,390,000	-	1,390,000	(61.4%)
Loan Proceeds	-	23,210,000	23,072,100	-	-	-	(100.0%)
Advance/Loan fm 301 Co Wide Proj Fd	2,129,400	2,075,200	2,075,200	4,110,000	-	4,110,000	98.1%
Trans fm 385 Law Enforc Cap Fd	-	1,150,000	1,291,300	-	-	-	(100.0%)
Carry Forward	73,598,169	(13,488,400)	52,493,100	32,378,000	-	32,378,000	(340.0%)
Negative 5% Revenue Reserve	-	(180,000)	-	(69,500)	-	(69,500)	(61.4%)
Total Funding	79,630,839	16,366,800	81,431,700	37,808,500	-	37,808,500	131.0%

CIP Category / Project Title	FY 2008 Adopted	FY 2008 Amended	FY 2008 Forecasted	FY 2009 Budget	FY 2010 Budget	FY 2011 Budget	FY 2012 Budget	FY 2013 Budget
Facilities Management								
Courthouse Annex floors 1-7	7,435,000	35,707,399	15,811,200	19,896,200	-	-	-	-
Emergency Services HQ & Ops Ctr	-	32,999,729	24,851,900	8,147,800	-	-	-	-
Fleet Facilities	-	4,757,718	4,126,900	630,800	-	-	-	-
Interfund Transfers 390	6,262,700	6,262,700	4,132,300	6,356,900	-	-	-	-
North Naples Gov't Center	-	71,751	39,000	32,800	-	-	-	-
Operating Project 390	20,000	63,448	44,800	41,400	-	-	-	-
Parking Deck (in front of Courthouse)	-	85,462	47,600	37,900	-	-	-	-
Reserves 390	2,649,100	2,649,100	-	2,664,700	-	-	-	-
Facilities Management	16,366,800	82,597,307	49,053,700	37,808,500	-	-	-	-
Program Total Project Budget	16,366,800	82,597,307	49,053,700	37,808,500	-	-	-	-

**Collier County Government
Fiscal Year 2009 Adopted Budget**

**Capital Improvement Program
Public Utilities Capital & Debt Service
County Water/Sewer Special Assessment(409)**

Program Budgetary Cost Summary	FY 2007 Actual	FY 2008 Adopted	FY 2008 Forecast	FY 2009 Current	FY 2009 Expanded	FY 2009 Adopted	FY 2009 Change
Capital Outlay	7,507	-	-	600	-	600	na
Net Operating Budget	7,507	-	-	600	-	600	na
Trans to Property Appraiser	319	400	400	400	-	400	0 %
Trans to Tax Collector	376	400	400	400	-	400	0 %
Trans to 408 Water/Sewer Fd	44,641	25,200	25,200	10,500	-	10,500	(58.3%)
Total Budget	52,844	26,000	26,000	11,900	-	11,900	(54.2%)

Program Funding Sources	FY 2007 Actual	FY 2008 Adopted	FY 2008 Forecast	FY 2009 Current	FY 2009 Expanded	FY 2009 Adopted	FY 2009 Change
Interest/Misc	2,334	800	1,500	800	-	800	0 %
Assessments	6,226	-	-	-	-	-	na
Trans frm Tax Collector	194	-	-	-	-	-	na
Carry Forward	160,683	25,200	35,600	11,100	-	11,100	(56.0%)
Total Funding	169,437	26,000	37,100	11,900	-	11,900	(54.2%)

CIP Category / Project Title	FY 2008 Adopted	FY 2008 Amended	FY 2008 Forecasted	FY 2009 Budget	FY 2010 Budget	FY 2011 Budget	FY 2012 Budget	FY 2013 Budget
Water / Sewer Assessments								
Elected Officials Transfers 409	800	800	800	800	-	-	-	-
Interfund Transfers 409	25,200	25,200	25,200	10,500	-	-	-	-
Operating Project 409	-	581	-	600	-	-	-	-
Water / Sewer Assessments	26,000	26,581	26,000	11,900	-	-	-	-
Program Total Project Budget	26,000	26,581	26,000	11,900	-	-	-	-

**Collier County Government
Fiscal Year 2009 Adopted Budget**

**Capital Improvement Program
Public Utilities Capital & Debt Service
County Water/Sewer Debt Service (410)**

Program Summary	FY 2009 Total FTE	FY 2009 Budget	FY 2009 Revenues	FY 2009 Net Cost
Overhead / Loan Proceeds	-	130,703	12,057,490	-11,926,787
1999A Refunding Revenue Bonds Due in annual installments through July 1, 2010. Principal and interest are payable from the net operating revenues & special assessment collections.	-	819,318	-	819,318
1999B Refunding Revenue Bonds Due in annual installments through July 1, 2016. Principal and interest are payable from the net operating revenues & special assessment collections.	-	1,971,079	-	1,971,079
2003A Taxable Refunding Revenue Bonds Due in annual installments through July 1, 2009. Principal and interest are payable from the net operating revenues & special assessment collections.	-	764,975	-	764,975
2003B Refunding Revenue Bonds Due in annual installments through July 1, 2021. Principal and interest are payable from the net operating revenues & special assessment collections.	-	3,733,550	-	3,733,550
2006 County Water & Sewer Revenue Bond Due in annual installments through July 1, 2036. Principal and interest are payable from the net operating revenues & System Development fees.	-	4,974,053	4,064,000	910,053
State Revolving Fund Loan - East / South Sewer System Repayable in 20 annual installments commencing October 1, 1992. Principal and interest are payable from special assessment collections.	-	1,060,599	1,060,599	-
State Revolving Fund Loan - SCWRF Odor Control Repayable in 40 semi-annual installments commencing January 15, 1999. Principal and interest are payable from net operating revenues.	-	886,480	-	886,480
State Revolving Fund Loan - NCWRF 5 mgd Expansion Repayable in 40 semi-annual installments commencing November 15, 2001. Principal and interest are payable from sewer system development fees.	-	1,463,312	1,463,312	-
State Revolving Fund Loan - NCWRF Expand to 30.6 mgd Repayable in 40 semi-annual installments commencing October 15, 2004. Principal and interest are payable from sewer system development fees.	-	346,589	346,589	-
State Revolving Fund Loan - NCWRF Flow Equalization Repayable in 40 semi-annual installments commencing January 15, 2005. Principal and interest are payable from sewer system development fees.	-	440,334	440,334	-
State Revolving Fund Loan - NCWRF Expansion Liquid Stream Repayable in 40 semi-annual installments commencing June 15, 2006. Principal and interest are payable from sewer system development fees.	-	1,944,449	1,944,449	-
State Revolving Fund Loan - NCWRF Expansion Solid Stream Repayable in 40 semi-annual installments commencing September 15, 2006. Principal and interest are payable from sewer system development fees.	-	668,266	668,266	-
State Revolving Fund Loan - Wastewater Preconstruction Loan Repayable in 40 semi-annual installments commencing July 15, 2007. Principal and interest are payable from sewer system development fees.	-	234,461	234,461	-
State Revolving Fund Loan - Goodlette FM & MPS 1.03 Repayable in 40 semi-annual installments commencing December 15, 2005. Principal and interest are payable from sewer system development fees.	-	363,098	363,098	-
State Revolving Fund Loan - Reuse ASR Wells Repayable in 40 semi-annual installments commencing November 15, 2007. Principal and interest are payable from net sewer operating revenues.	-	338,696	-	338,696
State Revolving Fund Loan-Lower Hawthorn Wells, Pumps & etc Repayable in 40 semi-annual installments commencing April 15, 2008. Principal and interest are payable from net sewer operating revenues.	-	464,836	-	464,836
State Revolving Fund Loan - 12 MGD RO Plant Expansion Repayable in 40 semi-annual installments commencing August 15, 2008. Principal and interest are payable from water system development fees.	-	745,402	745,402	-
Reserves, Interest, and Transfers	-	34,321,500	32,283,700	2,037,800
Current Level of Service Budget	-	55,671,700	55,671,700	-
Total Adopted Budget	-	55,671,700	55,671,700	-

**Collier County Government
Fiscal Year 2009 Adopted Budget**

**Capital Improvement Program
Public Utilities Capital & Debt Service
County Water/Sewer Debt Service (410)**

Program Budgetary Cost Summary	FY 2007 Actual	FY 2008 Adopted	FY 2008 Forecast	FY 2009 Current	FY 2009 Expanded	FY 2009 Adopted	FY 2009 Change
Operating Expense	89,349	59,000	59,000	59,000	-	59,000	0 %
Arbitrage Services	12,553	29,800	29,800	29,800	-	29,800	0 %
Capital Outlay	535,885	-	-	-	-	-	na
Debt Service	1,227,652	12,022	12,000	12,000	-	12,000	(0.2%)
Debt Service - Principal	-	10,013,610	9,968,600	10,824,200	-	10,824,200	8.1%
Debt Service - Interest	7,325,970	10,509,068	10,343,500	10,395,400	-	10,395,400	(1.1%)
Net Operating Budget	9,191,409	20,623,500	20,412,900	21,320,400	-	21,320,400	3.4%
Trans to Property Appraiser	11,336	12,800	12,800	12,800	-	12,800	0 %
Trans to Tax Collector	13,453	17,000	17,000	17,000	-	17,000	0 %
Trans to Enterprise Fds	65,248,636	-	-	-	-	-	na
Trans to 411 W Impact Fee Cap Fd	16,000,000	51,600,000	6,400,000	-	-	-	(100.0%)
Trans to 412 W User Fee Cap Fd	4,482,359	5,456,700	352,900	5,260,500	-	5,260,500	(3.6%)
Trans to 413 S Impact Fee Fd	868,046	29,034,100	699,400	5,624,100	-	5,624,100	(80.6%)
Trans to 414 S User Fee Cap Fd	3,156,345	8,810,600	695,800	1,172,900	-	1,172,900	(86.7%)
Reserves For Debt Service	-	16,659,100	-	21,964,000	-	21,964,000	31.8%
Reserves For Capital	-	300,000	-	300,000	-	300,000	0 %
Total Budget	98,971,583	132,513,800	28,590,800	55,671,700	-	55,671,700	(58.0%)
Total FTE	0.01	-	-	-	-	-	na

Program Funding Sources	FY 2007 Actual	FY 2008 Adopted	FY 2008 Forecast	FY 2009 Current	FY 2009 Expanded	FY 2009 Adopted	FY 2009 Change
Interest/Misc	1,105,442	600,000	700,000	900,000	-	900,000	50.0%
Assessments	140,021	1,060,600	1,060,600	1,060,600	-	1,060,600	0 %
Other Financing Sources	644,040	-	-	-	-	-	na
Loan Proceeds	-	32,000,000	-	-	-	-	(100.0%)
SRF Loan Proceeds	-	62,901,400	8,148,100	12,057,500	-	12,057,500	(80.8%)
Trans frm Tax Collector	6,571	-	-	-	-	-	na
Trans fm 408 Water / Sewer Fd	7,697,900	6,285,400	6,285,400	12,975,500	-	12,975,500	106.4%
Trans fm 411 W Impact Fee Cap Fd	-	4,190,100	4,190,100	4,657,400	-	4,657,400	11.2%
Trans fm 413 S Impact Fee Cap Fd	5,710,900	5,342,100	5,342,100	5,552,800	-	5,552,800	3.9%
Carry Forward	14,747,036	20,217,200	21,377,400	18,512,900	-	18,512,900	(8.4%)
Negative 5% Revenue Reserve	-	(83,000)	-	(45,000)	-	(45,000)	(45.8%)
Total Funding	30,051,910	132,513,800	47,103,700	55,671,700	-	55,671,700	(58.0%)

Current FY 2009: Currently there are five State Revolving Fund (SRF) Loan agreements remaining with undisbursed balances in the amount of \$12,057,500 (Loan Proceeds). The State of Florida will send the loan proceeds to Collier County and once received this money will be transferred (expensed) to the Sewer (fund 413) Impact Fee funds as well as the Water (fund 412) and Sewer (fund 414) Capital User Fee funds.

**Collier County Government
Fiscal Year 2009 Adopted Budget**

**Capital Improvement Program
Public Utilities Capital & Debt Service
County Water System Development Capital Fund (411)**

Program Budgetary Cost Summary	FY 2007 Actual	FY 2008 Adopted	FY 2008 Forecast	FY 2009 Current	FY 2009 Expanded	FY 2009 Adopted	FY 2009 Change
Operating Expense	53,671	30,000	82,200	175,500	-	175,500	485.0%
Capital Outlay	-	28,432,000	2,482,600	4,998,500	-	4,998,500	(82.4%)
Debt Service - Interest	116,359	-	-	-	-	-	na
Net Operating Budget	170,030	28,462,000	2,564,800	5,174,000	-	5,174,000	(81.8%)
Trans to 410 W/S Debt Serv Fd	-	4,190,100	4,190,100	4,657,400	-	4,657,400	11.2%
Reserves For Contingencies	-	5,821,000	-	12,900	-	12,900	(99.8%)
Reserves For Capital	-	-	-	7,940,700	-	7,940,700	na
Total Budget	170,030	38,473,100	6,754,900	17,785,000	-	17,785,000	(53.8%)

Program Funding Sources	FY 2007 Actual	FY 2008 Adopted	FY 2008 Forecast	FY 2009 Current	FY 2009 Expanded	FY 2009 Adopted	FY 2009 Change
Intergovernmental Revenues	3,105,983	-	-	-	-	-	na
Miscellaneous Revenues	-	-	-	-	-	-	na
Interest/Misc	354,703	400,000	456,200	300,000	-	300,000	(25.0%)
Impact Fees	9,767,605	8,200,000	4,585,000	4,842,500	-	4,842,500	(40.9%)
Other Financing Sources	567,794	-	-	-	-	-	na
Loan Proceeds	-	-	-	5,747,500	-	5,747,500	na
Trans fm 410 W/S Debt Serv Fd	16,000,000	51,600,000	6,400,000	-	-	-	(100.0%)
Carry Forward	9,635,392	(21,296,900)	2,400,400	7,152,100	-	7,152,100	(133.6%)
Negative 5% Revenue Reserve	-	(430,000)	-	(257,100)	-	(257,100)	(40.2%)
Total Funding	39,431,476	38,473,100	13,841,600	17,785,000	-	17,785,000	(53.8%)

**Collier County Government
Fiscal Year 2009 Adopted Budget**

**Capital Improvement Program
Public Utilities Capital & Debt Service
County Water System Development Capital Fund (411)**

CIP Category / Project Title	FY 2008 Adopted	FY 2008 Amended	FY 2008 Forecasted	FY 2009 Budget	FY 2010 Budget	FY 2011 Budget	FY 2012 Budget	FY 2013 Budget
Water / Sewer District Capital								
10 yr Water Supply Facilities Plan	-	10,010	10,000	-	-	-	-	-
AUIR Updates	12,000	12,000	-	24,000	-	-	-	-
Evaluation of Orangetree Utility System	50,000	155,000	59,400	95,600	-	-	-	-
Evaluation Per Capita Demand	-	152	-	200	-	-	-	-
Financial Services	50,000	40,000	13,000	27,000	-	-	-	-
Growth Mgt Plan Update	30,000	-	-	-	-	-	-	-
Immck Rd 36" WM, CR951 to Orangetree	-	1,687,340	558,400	1,128,900	-	-	-	-
Interfund Transfers 411	4,190,100	4,190,100	4,190,100	4,657,400	-	-	-	-
Isle of Capri Pumping Station Improve	-	4,278	4,100	200	-	-	-	-
Manatee Rd Potable Water ASR Wells	100,000	211,859	12,300	199,600	-	-	-	-
Manatee Rd PS Upgrades	-	3,772	-	3,800	-	-	-	-
NCRWTP Four brackish water supply wells	-	125,318	-	190,700	-	-	-	-
NCRWTP Saltwater 2 mgd Expansion	9,800,000	1,497,100	457,500	1,039,600	-	-	-	-
NeCRWTP Land Acquisition (Orange Tree)	-	10,000	9,700	300	-	-	-	-
NERWTP Phase 1B Wellfield	3,300,000	10,000	10,000	-	-	-	-	-
NEWRF Underground Infrastr	100,000	140,000	18,900	121,100	-	-	-	-
Optimization Plan								
Operating Project 411	30,000	143,760	68,300	175,500	-	-	-	-
Prog Mgt & Oversight for NE Utility Facility	1,000,000	321,701	184,200	137,500	-	-	-	-
PUD Hydraulic analysis	30,000	70,000	20,400	49,600	-	-	-	-
Refund of Impact Fees-obsolete WBS	-	13,914	13,900	-	-	-	-	-
Remote Disinfection Booster	-	4,150	4,200	-	-	-	-	-
Reserves 411	5,821,000	33,715,837	-	7,953,600	-	-	-	-
SCRWTP 12 MGD Rev Osmosis Expansion								
SCRWTP 20 MGD Wellfield Expansion	10,000,000	6,867,667	1,700	763,000	-	-	-	-
SCRWTP 8 MGD Rev. Osmosis	-	334	300	-	-	-	-	-
SCRWTP Lime Softening 4th Reactor	-	9,589	-	9,600	-	-	-	-
SCRWTP Replace Lime Softening Reactor #1	-	33,767	500	33,300	-	-	-	-
SERWTP Wellfield Study	800,000	167,371	5,400	162,000	-	-	-	-
SERWTP, Land Acquisition	-	2,266	2,300	-	-	-	-	-
SFWMD Grant Application	-	-	-	7,500	-	-	-	-
US 41, 16" WM, CR 951 to Manatee Rd.	-	143,711	143,700	-	-	-	-	-
VBR Parallel 24"WM, Airport to CR951 WM,	-	207,700	95,900	111,800	-	-	-	-
Water Master Plan Update	160,000	141,074	128,600	12,500	-	-	-	-
Water/Sewer County Utility Standards	-	-	-	10,000	-	-	-	-
Wellfield Program Mgt	-	277,044	66,800	210,200	-	-	-	-
Water / Sewer District Capital	38,473,100	51,552,581	6,754,900	17,785,000	-	-	-	-
Program Total Project Budget	38,473,100	51,552,581	6,754,900	17,785,000	-	-	-	-

**Collier County Government
Fiscal Year 2009 Adopted Budget**

**Capital Improvement Program
Public Utilities Capital & Debt Service
County Water Capital Projects (412)**

Program Budgetary Cost Summary	FY 2007 Actual	FY 2008 Adopted	FY 2008 Forecast	FY 2009 Current	FY 2009 Expanded	FY 2009 Adopted	FY 2009 Change
Operating Expense	77,038	-	-	-	-	-	na
Capital Outlay	20,075	19,690,000	7,086,100	15,391,000	-	15,391,000	(21.8%)
Net Operating Budget	97,113	19,690,000	7,086,100	15,391,000	-	15,391,000	(21.8%)
Reserves For Contingencies	-	2,690,000	-	359,400	-	359,400	(86.6%)
Reserves For Capital	-	-	-	22,545,200	-	22,545,200	na
Total Budget	97,113	22,380,000	7,086,100	38,295,600	-	38,295,600	71.1%

Program Funding Sources	FY 2007 Actual	FY 2008 Adopted	FY 2008 Forecast	FY 2009 Current	FY 2009 Expanded	FY 2009 Adopted	FY 2009 Change
Intergovernmental Revenues	500,000	-	-	-	-	-	na
Charges For Services	180	-	-	-	-	-	na
Interest/Misc	1,402,124	300,000	1,015,700	930,100	-	930,100	210.0%
Bond Proceeds	-	7,869,100	-	-	-	-	(100.0%)
Trans fm 408 Water / Sewer Fd	19,825,800	5,775,400	5,775,400	11,530,100	-	11,530,100	99.6%
Trans fm 410 W/S Debt Serv Fd	4,482,359	5,456,700	352,900	5,260,500	-	5,260,500	(3.6%)
Carry Forward	4,117,015	2,993,800	20,563,500	20,621,400	-	20,621,400	588.8%
Negative 5% Revenue Reserve	-	(15,000)	-	(46,500)	-	(46,500)	210.0%
Total Funding	30,327,478	22,380,000	27,707,500	38,295,600	-	38,295,600	71.1%

**Collier County Government
Fiscal Year 2009 Adopted Budget**

**Capital Improvement Program
Public Utilities Capital & Debt Service
County Water Capital Projects (412)**

CIP Category / Project Title	FY 2008 Adopted	FY 2008 Amended	FY 2008 Forecasted	FY 2009 Budget	FY 2010 Budget	FY 2011 Budget	FY 2012 Budget	FY 2013 Budget
Water / Sewer District Capital								
10 Year Water Supply Plan	-	69,192	22,300	46,900	-	-	-	-
2004 Distribution Renewal and Replacement	-	169,822	162,600	257,200	-	-	-	-
2004 Energy Efficiency Enhancements	-	70,345	9,500	60,800	-	-	-	-
2004 Facility Renewal and Replacement	-	30,348	30,300	-	-	-	-	-
2004 NCRWTP RO Wellfield Reliability	-	484,560	101,600	383,000	-	-	-	-
2004 Security Upgrades	-	241,761	240,600	1,200	-	-	-	-
2004 Water Distribution Telemetry for remote locations	-	23,482	23,500	-	-	-	-	-
2004 Well Replacement Program	-	97,602	2,100	95,500	-	-	-	-
2005 Distribution Ren&Rep Gulf Harbor Area	-	299,357	145,800	153,600	-	-	-	-
2005 NCRWTP Facilities Renew & Replace	-	414,637	400,900	13,700	-	-	-	-
2005 NCRWTP RO Wellfield Reliability	-	50	100	-	-	-	-	-
2005 SCRWTP Facilities Renew & Replace	-	160,631	109,400	51,200	-	-	-	-
2005 SCRWTP Facility Reliability Improve	-	160,280	98,200	62,100	-	-	-	-
2005 Water System SCADA/Telemetry	-	270,319	98,300	172,000	-	-	-	-
2006 Distribution Ren&Rep Greystone&Henderson Creek	-	155,736	121,300	34,400	-	-	-	-
50/50 Brackish/Tamiami Water Supply	-	-	-	100,000	-	-	-	-
Asset Management	250,000	206,797	76,200	130,600	-	-	-	-
AUIR Updates	12,000	12,000	-	24,000	-	-	-	-
Auto Meter Read System	800,000	-	-	-	-	-	-	-
Carica Fill Valve Rehab	-	30,764	29,800	1,000	-	-	-	-
Carica Pump Station VFD & Electrical Sys Upgrades	-	450,000	153,500	296,500	-	-	-	-
Continuing Prof GIS Services	200,000	231,935	900	231,000	-	-	-	-
County Road Utility Relocates	10,000	3,600	3,600	10,000	-	-	-	-
CR 951 WM, GGB to Immk Rd relocate	-	5,000	-	5,000	-	-	-	-
Customer Service Work Order System	35,000	-	-	-	-	-	-	-
Distribution Renewal & Replacement	1,500,000	1,500,000	259,800	1,240,200	-	-	-	-
Distribution Sys Rehab Naples Park Area	-	30,228	-	30,200	-	-	-	-
Energy Efficiency Enhancements	400,000	6,081	600	5,500	-	-	-	-
Facilities Renewal & Replacement	-	812,529	556,800	255,700	-	-	-	-
Facility Reliability Improvements	-	38,329	1,000	37,300	-	-	-	-
FDOT Joint Projects	-	318,000	155,800	662,200	-	-	-	-
Financial Services	50,000	40,000	22,400	17,600	-	-	-	-
Golden Gate Wellfield Improve	-	97,551	19,900	77,700	-	-	-	-
Legal Services for Water	100,000	407,228	184,800	347,400	-	-	-	-
Mobile Unit Pilot Project	-	18,268	800	17,500	-	-	-	-
NCRWTP Emer Generator Switchgear Upgrade	-	287,285	56,500	230,800	-	-	-	-
NCRWTP I&C As-builts	-	88,942	16,600	72,300	-	-	-	-
NCRWTP Injection Well #2 repair	1,000,000	65,060	38,500	26,600	-	-	-	-
NCRWTP Mod - SCADA System	-	36,413	15,800	20,600	-	-	-	-
NCRWTP Modifications	-	364,495	118,600	245,900	-	-	-	-
NCRWTP New Mid-Hawthorne Wellfield	-	468	100	400	-	-	-	-
NCRWTP Noise Abatement	75,000	-	-	-	-	-	-	-
NCRWTP RO Process Improvements	1,350,000	-	-	-	-	-	-	-
NCRWTP Technical Support Projects	500,000	250,000	111,600	438,400	-	-	-	-
NCRWTP VFD Additions - RO Wellfield	-	79,000	13,400	65,600	-	-	-	-
NCRWTP-VFD for major water PS	3,000,000	-	-	1,000,000	-	-	-	-
Noise Control-Remote Facilities	300,000	66,577	900	65,700	-	-	-	-

**Collier County Government
Fiscal Year 2009 Adopted Budget**

**Capital Improvement Program
Public Utilities Capital & Debt Service
County Water Capital Projects (412)**

CIP Category / Project Title	FY 2008 Adopted	FY 2008 Amended	FY 2008 Forecasted	FY 2009 Budget	FY 2010 Budget	FY 2011 Budget	FY 2012 Budget	FY 2013 Budget
Water / Sewer District Capital								
North & South Sand Filter Installations	1,200,000	1,442,705	65,400	1,377,300	-	-	-	-
Potable Water Interconnect-Bonita	-	250,000	29,500	270,500	-	-	-	-
Primary Transmission System Rehab	1,000,000	511,537	150,900	360,600	-	-	-	-
Public Utilities Operations Center	-	65,304	500	64,800	-	-	-	-
Rattles Ham WM, Polly to CR951 relocate	-	1,294	1,300	-	-	-	-	-
Replace Water Main U	-	288	300	-	-	-	-	-
Reserves 412	2,690,000	23,889,338	-	22,904,600	-	-	-	-
SCRWTP Lime Softening 4th Reactor	-	67,504	-	67,500	-	-	-	-
SCRWTP Odor Control	-	133,506	-	133,500	-	-	-	-
SCRWTP Rehab of Degasification Towers	-	1,040,797	759,500	281,300	-	-	-	-
SCRWTP Replace Lime Softening Reactor #1	-	77,027	1,100	75,900	-	-	-	-
SCRWTP RO Reliability Improve	-	12,902	500	12,400	-	-	-	-
SCRWTP Technical Support Projects	500,000	250,000	18,000	232,000	-	-	-	-
SDE Implementation	100,000	-	-	-	-	-	-	-
Security Upgrades	1,000,000	273,930	243,500	30,400	-	-	-	-
SFWMD Grant Application	-	-	-	7,500	-	-	-	-
South RO Wellfield Power Cable Restoration	1,700,000	75,000	49,400	25,600	-	-	-	-
Special Assessment Software	-	52,589	2,400	50,200	-	-	-	-
Special Assessments	75,000	41,000	-	41,000	-	-	-	-
SRF Procurement	10,000	35,000	-	35,000	-	-	-	-
Tamiami Wellfield Electrical Sys Replace	-	28,947	28,900	-	-	-	-	-
Tamiami Wellfield Raw Water BS	1,000,000	374,767	209,900	164,900	-	-	-	-
Tamiami Wellfield Reliability Replace	1,880,000	2,995,736	1,311,800	2,283,900	-	-	-	-
Utility Billing System Upgrade	208,000	425,591	175,800	449,800	-	-	-	-
VBR WM, Airport to CR951 relocate	-	2,500	-	2,500	-	-	-	-
Water Facilities Technical Support Projects	500,000	500,000	28,700	571,300	-	-	-	-
Water SCADA Software	50,000	82,582	21,200	111,400	-	-	-	-
Water SCADA System Network	100,000	212,147	91,700	320,400	-	-	-	-
Water System Mapping	100,000	1,361	-	1,400	-	-	-	-
Water/Sewer County Utility Standards	25,000	20,000	2,800	47,200	-	-	-	-
Water/Sewer Master Plan Update	160,000	171,106	125,400	45,700	-	-	-	-
Wellfield Dev	-	148,598	126,300	22,300	-	-	-	-
Wellfield Program Mgt	500,000	998,988	216,300	832,700	-	-	-	-
Wellfield Tech & Operational Support	-	352,524	3,700	348,800	-	-	-	-
Wellfield Tech/Op Su	-	142,812	16,900	135,900	-	-	-	-
Water / Sewer District Capital	22,380,000	42,772,053	7,086,100	38,295,600	-	-	-	-
Program Total Project Budget	22,380,000	42,772,053	7,086,100	38,295,600	-	-	-	-

**Collier County Government
Fiscal Year 2009 Adopted Budget**

**Capital Improvement Program
Public Utilities Capital & Debt Service
County Sewer System Development Capital Fund (413)**

Program Budgetary Cost Summary	FY 2007 Actual	FY 2008 Adopted	FY 2008 Forecast	FY 2009 Current	FY 2009 Expanded	FY 2009 Adopted	FY 2009 Change
Operating Expense	55,166	20,000	58,000	122,000	-	122,000	510.0%
Capital Outlay	-	74,140,400	2,724,900	18,937,200	-	18,937,200	(74.5%)
Net Operating Budget	55,166	74,160,400	2,782,900	19,059,200	-	19,059,200	(74.3%)
Trans to 410 W/S Debt Serv Fd	5,710,900	5,342,100	5,342,100	5,552,800	-	5,552,800	3.9%
Reserves For Contingencies	-	3,005,400	-	1,478,300	-	1,478,300	(50.8%)
Reserves For Capital	-	-	-	1,971,100	-	1,971,100	na
Total Budget	5,766,066	82,507,900	8,125,000	28,061,400	-	28,061,400	(66.0%)

Program Funding Sources	FY 2007 Actual	FY 2008 Adopted	FY 2008 Forecast	FY 2009 Current	FY 2009 Expanded	FY 2009 Adopted	FY 2009 Change
Miscellaneous Revenues	-	-	-	-	-	-	na
Interest/Misc	588,148	400,000	469,300	400,000	-	400,000	0 %
Impact Fees	10,877,548	9,200,000	4,565,000	4,777,500	-	4,777,500	(48.1%)
Other Financing Sources	918,471	-	-	-	-	-	na
Loan Proceeds	-	-	-	10,900,400	-	10,900,400	na
Bond Proceeds	-	61,954,400	-	-	-	-	(100.0%)
Trans fm 410 W/S Debt Serv Fd	868,046	29,034,100	699,400	5,624,100	-	5,624,100	(80.6%)
Carry Forward	7,351,431	(17,600,600)	9,009,600	6,618,300	-	6,618,300	(137.6%)
Negative 5% Revenue Reserve	-	(480,000)	-	(258,900)	-	(258,900)	(46.1%)
Total Funding	20,603,644	82,507,900	14,743,300	28,061,400	-	28,061,400	(66.0%)

**Collier County Government
Fiscal Year 2009 Adopted Budget**

**Capital Improvement Program
Public Utilities Capital & Debt Service
County Sewer System Development Capital Fund (413)**

CIP Category / Project Title	FY 2008 Adopted	FY 2008 Amended	FY 2008 Forecasted	FY 2009 Budget	FY 2010 Budget	FY 2011 Budget	FY 2012 Budget	FY 2013 Budget
Water / Sewer District Capital								
2004 Pump/Lift Station Upgrades	-	3,000	3,000	-	-	-	-	-
AUIR Updates	12,000	12,000	-	24,000	-	-	-	-
CR951 - FM upsize, Sabal Palm to Rattlesnake	-	63,969	10,400	53,600	-	-	-	-
CR951 16"FM, Immokalee Rd to VBR	-	2,900	-	2,900	-	-	-	-
ECWRF Land Acquisition	-	9,324	1,100	8,200	-	-	-	-
ECWRF Land Acquisition Study	-	9	-	-	-	-	-	-
Evaluation of Orangetree Utility System	50,000	200,000	79,700	120,300	-	-	-	-
Evaluation Per Capita Demand	-	101	-	100	-	-	-	-
Financial Services	50,000	40,000	14,100	25,900	-	-	-	-
Growth Mgt Plan Update	30,000	-	-	-	-	-	-	-
Immok Rd 16" FM, CR951 to Orange Tree	-	891,324	250,600	640,700	-	-	-	-
Interfund Transfers 413	5,342,100	5,342,100	5,342,100	5,552,800	-	-	-	-
MPS 3.14 (Naples Her)	-	32	-	-	-	-	-	-
MPS at Immok Rd East of CR 951	100,000	130,000	22,100	107,900	-	-	-	-
MPS Immok Rd & CR 951	-	60,145	-	60,100	-	-	-	-
MPS Mechanical Improvement-Impact Fee Eligible	-	-	-	3,300,000	-	-	-	-
NCWRF 2 Deep Inject Wells & Pump Station	-	36,471	28,200	8,300	-	-	-	-
NCWRF 5 MGD Expansion	-	102,996	20,000	83,000	-	-	-	-
NCWRF Capacity Analysis	-	16,465	8,800	7,700	-	-	-	-
NCWRF Compliance Assurance-Impact Fee Eligible	-	-	-	11,310,000	-	-	-	-
NCWRF Expand to 24.1 MGD - Liquid	-	51,950	400	51,600	-	-	-	-
NCWRF Expand to 24.1 MGD - Solid	-	1,622,068	798,100	824,000	-	-	-	-
NCWRF Expansion to 30.6 MGD	67,975,400	494,211	500	537,200	-	-	-	-
NCWRF Flow Equalization	-	8,997	-	9,000	-	-	-	-
NCWRF Multiple Compliance Upgrades	2,808,000	-	-	-	-	-	-	-
NEWRF Underground Infrastr	100,000	140,000	18,900	121,100	-	-	-	-
Optimization Plan								
NEWRF-Land Acquisition	-	10,000	7,900	2,100	-	-	-	-
Operating Project 413	20,000	43,312	21,300	122,000	-	-	-	-
Prog Mgt & Oversight for NE Utility Facility	1,000,000	321,701	184,200	137,500	-	-	-	-
PUD Hydraulic analysis	30,000	68,157	15,800	52,400	-	-	-	-
Pump Station Improvements	1,500,000	2,571,177	2,700	79,100	-	-	-	-
Pump/Lift Station Upgrades	-	17,103	17,100	-	-	-	-	-
Rec Water Transmission from NEWRF	-	1,122,298	573,000	549,300	-	-	-	-
Recl Water Booster PS-Livingston	-	152,200	54,300	97,900	-	-	-	-
Reclaimed Water Master Plan	-	100,000	44,500	55,500	-	-	-	-
Refund 413	-	36,736	36,700	-	-	-	-	-
Reserves 413	3,005,400	84,238,307	-	3,449,400	-	-	-	-
SEWRF Land Acquisition	300,000	5,000	5,000	-	-	-	-	-
SEWRF-Land Acquisition Study	-	16,476	16,200	300	-	-	-	-
SFWM Grant Application	-	-	-	7,500	-	-	-	-
SRF Procurement	25,000	35,000	-	35,000	-	-	-	-
VBR 16"FM, CR951 to Logan Blvd	-	2,100	-	2,100	-	-	-	-
VBR FM, Logan to Goodlette	-	982,569	448,600	534,000	-	-	-	-
Wastewater Master Plan Update	160,000	178,580	99,700	78,900	-	-	-	-
Water/Sewer County Utility Standards	-	-	-	10,000	-	-	-	-
Water / Sewer District Capital	82,507,900	99,128,778	8,125,000	28,061,400	-	-	-	-
Program Total Project Budget	82,507,900	99,128,778	8,125,000	28,061,400	-	-	-	-

**Collier County Government
Fiscal Year 2009 Adopted Budget**

**Capital Improvement Program
Public Utilities Capital & Debt Service
County Sewer Capital Projects (414)**

Program Budgetary Cost Summary	FY 2007 Actual	FY 2008 Adopted	FY 2008 Forecast	FY 2009 Current	FY 2009 Expanded	FY 2009 Adopted	FY 2009 Change
Operating Expense	44,977	-	-	-	-	-	na
Capital Outlay	735	28,582,500	6,899,900	15,127,200	-	15,127,200	(47.1%)
Net Operating Budget	45,712	28,582,500	6,899,900	15,127,200	-	15,127,200	(47.1%)
Reserves For Contingencies	-	2,979,800	-	694,400	-	694,400	(76.7%)
Reserves For Capital	-	-	-	27,497,400	-	27,497,400	na
Total Budget	45,712	31,562,300	6,899,900	43,319,000	-	43,319,000	37.2%

Program Funding Sources	FY 2007 Actual	FY 2008 Adopted	FY 2008 Forecast	FY 2009 Current	FY 2009 Expanded	FY 2009 Adopted	FY 2009 Change
Intergovernmental Revenues	1,099,847	-	-	-	-	-	na
Interest/Misc	742,750	300,000	622,600	575,000	-	575,000	91.7%
Bond Proceeds	-	24,704,800	-	-	-	-	(100.0%)
Trans fm 408 Water / Sewer Fd	18,408,100	9,553,100	9,553,100	25,994,200	-	25,994,200	172.1%
Trans fm 410 W/S Debt Serv Fd	3,156,345	8,810,600	695,800	1,172,900	-	1,172,900	(86.7%)
Carry Forward	3,776,926	(11,791,200)	11,284,600	15,605,600	-	15,605,600	(232.3%)
Negative 5% Revenue Reserve	-	(15,000)	-	(28,700)	-	(28,700)	91.3%
Total Funding	27,183,968	31,562,300	22,156,100	43,319,000	-	43,319,000	37.2%

**Collier County Government
Fiscal Year 2009 Adopted Budget**

**Capital Improvement Program
Public Utilities Capital & Debt Service
County Sewer Capital Projects (414)**

CIP Category / Project Title	FY 2008 Adopted	FY 2008 Amended	FY 2008 Forecasted	FY 2009 Budget	FY 2010 Budget	FY 2011 Budget	FY 2012 Budget	FY 2013 Budget
Water / Sewer District Capital								
2004 Energy Efficiency Enhancements	-	20,983	-	21,000	-	-	-	-
2004 Pump/Lift Station Rehab.	-	23,860	-	23,900	-	-	-	-
2005 Odor/Corrosion control	-	95,000	32,100	62,900	-	-	-	-
2006 Pump/Lift Station Upgrades	-	18,490	9,600	8,900	-	-	-	-
Asset Management	250,000	176,796	76,200	100,600	-	-	-	-
AUIR Updates	12,000	12,000	-	24,000	-	-	-	-
Central SCADA and Control Center	-	-	-	400,000	-	-	-	-
CMOM & Staff Optimization	-	1,940	800	1,100	-	-	-	-
Collections Bldg Rehab	-	71,957	60,400	11,600	-	-	-	-
Collections System Odor/Corrosion control	200,000	280,854	116,300	164,600	-	-	-	-
Collections System Tech Support Projects	150,000	206,087	74,600	131,500	-	-	-	-
County Road Utility Relocates	10,000	1,848	1,800	10,000	-	-	-	-
Customer Service Work Order System	35,000	-	-	-	-	-	-	-
Decommission of Pelican Bay WRF	-	78,519	62,500	16,000	-	-	-	-
Decommission of Pelican Bay WRF	-	344,381	344,400	-	-	-	-	-
Eagle Lakes Nature Interpretive Ctr	-	11,812	9,800	2,000	-	-	-	-
East Central FM and Pumping Stations	-	423,281	423,300	-	-	-	-	-
Electronic DMR (Discharge Monitor Report)	-	1,961	-	2,000	-	-	-	-
Electronic O&M Manuals	-	83,860	79,300	4,600	-	-	-	-
Energy Efficiency Enhancements	300,000	27,000	600	26,400	-	-	-	-
FDOT Joint Projects	-	-	-	499,400	-	-	-	-
Financial Services	50,000	40,000	23,500	16,500	-	-	-	-
Hitching Post FM replacement	-	29,700	1,400	28,300	-	-	-	-
Household Fats & Oils Campaign	-	25,000	-	30,000	-	-	-	-
Imm Rd Wellfield	-	24,385	9,900	14,500	-	-	-	-
Imm Rd 30" FM, US41 to NCWRF	-	100,480	-	100,500	-	-	-	-
Improve Access to Pumping Stations	-	45,814	11,000	34,800	-	-	-	-
IQ Repair and Replace	-	33,281	33,300	-	-	-	-	-
IQ Water Source Integration	-	9,800	9,500	15,300	-	-	-	-
IQ Water Supply and Demand Modeling	100,000	13,000	13,000	-	-	-	-	-
IQ Water Sys Tech Support Projects	500,000	449,779	214,700	285,100	-	-	-	-
IQ Water System SCADA	700,000	424,838	69,800	380,000	-	-	-	-
Kings Lake PS	-	45,000	-	45,000	-	-	-	-
Lab Information Management System	40,000	-	-	-	-	-	-	-
LS Emergency Power	-	-	-	150,000	-	-	-	-
LS Facility Rehab	-	-	-	300,000	-	-	-	-
LS Mechanical Improvements-User Rate Eligible	-	-	-	500,000	-	-	-	-
LS Odor Control/Corrosion Control	-	-	-	200,000	-	-	-	-
LS Secondary FM	-	-	-	50,000	-	-	-	-
Misc. Effluent Improvements	-	5,552	5,600	-	-	-	-	-
Misc. Effluent System Improvements	-	37,699	9,800	27,900	-	-	-	-
Mobile Computing	-	223	-	200	-	-	-	-
MPS Facility Rehab	-	10,622	600	10,000	-	-	-	-
NCWRF Bleach Pipe	-	3,856	-	3,900	-	-	-	-
NCWRF Bleach System-north side	500,000	1,818,880	30,500	488,400	-	-	-	-
NCWRF Bleach System-south side	500,000	445,684	400	445,300	-	-	-	-
NCWRF Capacity Analysis	-	10,905	5,100	5,800	-	-	-	-
NCWRF Compliance Assurance-User Rate Eligible	-	-	-	573,500	-	-	-	-
NCWRF Expansion to 30.6 MGD	10,153,500	382,416	12,700	1,486,200	-	-	-	-
NCWRF Multiple Compliance Upgrades	2,392,000	-	-	-	-	-	-	-

**Collier County Government
Fiscal Year 2009 Adopted Budget**

**Capital Improvement Program
Public Utilities Capital & Debt Service
County Sewer Capital Projects (414)**

CIP Category / Project Title	FY 2008 Adopted	FY 2008 Amended	FY 2008 Forecasted	FY 2009 Budget	FY 2010 Budget	FY 2011 Budget	FY 2012 Budget	FY 2013 Budget
Water / Sewer District Capital								
NCWRF Odor Control Improvements	3,000,000	200,000	150,100	49,900	-	-	-	-
NCWRF Ox Ditch Motors & Drives	-	2	-	-	-	-	-	-
NCWRF Rehab Strainers	-	172,925	125,600	47,300	-	-	-	-
NCWRF Reliability Improvements	-	712	-	700	-	-	-	-
NCWRF Renew Sludge Pump Room	-	55,600	10,900	44,700	-	-	-	-
NCWRF Repair & Replace	-	100,000	100,000	-	-	-	-	-
NCWRF Technical Support Projects	1,500,000	899,590	484,700	1,914,900	-	-	-	-
Neighborhood Enhancement Program	-	-	-	500,000	-	-	-	-
North County I&I Analysis	-	18,804	-	18,800	-	-	-	-
North County I&I Implementation	100,000	577,175	93,800	483,400	-	-	-	-
Pelican Bay Irrigation	200,000	749,800	680,100	69,700	-	-	-	-
PU Operations Center	-	69,049	3,000	66,000	-	-	-	-
Pump Station Improvements	2,500,000	1,236,700	6,500	30,200	-	-	-	-
Rattle Hamm FM, Polly to CR951 relocate	-	306	300	-	-	-	-	-
Reclaimed Water ASR	250,000	1,087,906	331,800	756,100	-	-	-	-
Reclaimed Water Master Plan	-	85,623	44,500	41,100	-	-	-	-
Reclaimed Water Telemetry	-	23,864	4,900	19,000	-	-	-	-
Reclaimed Wtr Auto Read Meters	-	41,000	3,100	37,900	-	-	-	-
Reserves 414	2,979,800	33,600,972	-	28,191,800	-	-	-	-
Reuse System SCADA Wide Area Network	-	152,655	75,200	77,500	-	-	-	-
SCWRF Expand 2nd Floor Process Control Bldg.	-	123,191	31,200	92,000	-	-	-	-
SCWRF Rehab	-	358,956	264,100	94,900	-	-	-	-
SCWRF Reliability Improvements	-	240,528	206,900	33,600	-	-	-	-
SCWRF Reliability Improvements	-	92,158	84,700	7,500	-	-	-	-
SCWRF SCADA Arch. Reliability	-	33,577	4,200	29,400	-	-	-	-
SCWRF Technical Support Projects	600,000	912,429	806,400	706,000	-	-	-	-
SCWRF WW Lab Area Renovation	-	130,573	-	130,600	-	-	-	-
Security Upgrades	-	12,994	13,000	-	-	-	-	-
Security Upgrades	100,000	59,967	38,100	21,900	-	-	-	-
Sewer Line Rehabilitation	1,200,000	1,410,214	671,800	1,238,200	-	-	-	-
Sewer System Mapping	-	1,000	-	1,000	-	-	-	-
SFWMD Grant Application	-	29,500	2,900	34,100	-	-	-	-
South (Eagle Lake) Recl Water Storage Ponds	-	17,411	-	17,400	-	-	-	-
South County I&I Analysis	-	23,792	-	23,800	-	-	-	-
South County I&I Implementation	950,000	784,427	220,000	614,400	-	-	-	-
Special Assessment Software	75,000	243,564	117,800	125,800	-	-	-	-
Utility Billing System	130,000	261,380	38,000	223,400	-	-	-	-
VBR, Airport to CR951 eff relocate	-	1,250	-	1,300	-	-	-	-
VBR, Airport to CR951, FM relocate	-	1,250	-	1,300	-	-	-	-
Water/Sewer County Utility Standards	25,000	25,980	14,000	42,000	-	-	-	-
Water/Sewer Master Plan Update	160,000	135,447	96,500	38,900	-	-	-	-
WW Collections SCADA Improve	600,000	333,435	164,600	268,800	-	-	-	-
WW Lab Well Monitoring Equip	-	26	-	-	-	-	-	-
WW Plants SCADA Network Improvement	600,000	204,822	162,600	92,200	-	-	-	-
WW SCADA System Software & Support	50,000	83,896	65,200	68,700	-	-	-	-
Wyndemere Rehab	650,000	402,006	40,900	361,100	-	-	-	-
Water / Sewer District Capital	31,562,300	50,833,999	6,899,900	43,319,000	-	-	-	-
Program Total Project Budget	31,562,300	50,833,999	6,899,900	43,319,000	-	-	-	-

**Collier County Government
Fiscal Year 2009 Adopted Budget**

**Capital Improvement Program
Public Utilities Capital & Debt Service
County Water/Sewer Capital Funded by 2006 Bond (415)**

Program Budgetary Cost Summary	FY 2007 Actual	FY 2008 Adopted	FY 2008 Forecast	FY 2009 Current	FY 2009 Expanded	FY 2009 Adopted	FY 2009 Change
Operating Expense	-	-	-	-	-	-	na
Capital Outlay	-	11,118,100	22,094,900	7,392,300	-	7,392,300	(33.5%)
Net Operating Budget	-	11,118,100	22,094,900	7,392,300	-	7,392,300	(33.5%)
Reserves For Contingencies	-	932,200	-	-	-	-	(100.0%)
Reserves For Debt Service	-	4,300,000	-	-	-	-	(100.0%)
Reserves For Capital	-	-	-	2,900,900	-	2,900,900	na
Total Budget	-	16,350,300	22,094,900	10,293,200	-	10,293,200	(37.0%)

Program Funding Sources	FY 2007 Actual	FY 2008 Adopted	FY 2008 Forecast	FY 2009 Current	FY 2009 Expanded	FY 2009 Adopted	FY 2009 Change
Intergovernmental Revenues	440,000	-	-	-	-	-	na
Interest/Misc	2,970,160	2,000,000	1,513,700	650,000	-	650,000	(67.5%)
Trans fm 410 W/S Debt Serv Fd	65,248,636	-	-	-	-	-	na
Carry Forward	-	14,450,300	30,289,400	9,708,200	-	9,708,200	(32.8%)
Negative 5% Revenue Reserve	-	(100,000)	-	(65,000)	-	(65,000)	(35.0%)
Total Funding	68,658,795	16,350,300	31,803,100	10,293,200	-	10,293,200	(37.0%)

CIP Category / Project Title	FY 2008 Adopted	FY 2008 Amended	FY 2008 Forecasted	FY 2009 Budget	FY 2010 Budget	FY 2011 Budget	FY 2012 Budget	FY 2013 Budget
Water / Sewer District Capital								
CR 951 30" WM, Rattles Ham to US 41	-	994,912	506,600	488,300	-	-	-	-
CR 951 36" WM, Davis to Rattles Ham	-	2,502,415	1,959,400	543,000	-	-	-	-
NCWRF Bleach System-north side	-	-	1,254,400	45,600	-	-	-	-
NE Water Reclamation Facility	525,000	1,040,953	171,300	869,700	-	-	-	-
NeCRWTP, design & construct new plant	525,000	421,163	3,700	417,500	-	-	-	-
NeRWTP Wellfield Study for 20 MGD	9,768,100	1,275,815	161,300	1,114,500	-	-	-	-
Pump Station Improvements	-	-	2,435,200	454,200	-	-	-	-
Pump Station Improvements	-	-	1,105,700	177,300	-	-	-	-
Reserves 415	5,232,200	14,419,450	-	2,900,900	-	-	-	-
SCRWTP 20 MGD Wellfield Expansion	-	11,446,766	14,267,600	3,282,200	-	-	-	-
SCRWTP RO Wellfield Reliability	300,000	229,750	229,700	-	-	-	-	-
Water / Sewer District Capital	16,350,300	32,331,224	22,094,900	10,293,200	-	-	-	-
Program Total Project Budget	16,350,300	32,331,224	22,094,900	10,293,200	-	-	-	-

**Collier County Government
Fiscal Year 2009 Adopted Budget**

**Capital Improvement Program
Public Utilities Capital & Debt Service
Solid Waste Capital Improvements (474)**

Program Budgetary Cost Summary	FY 2007 Actual	FY 2008 Adopted	FY 2008 Forecast	FY 2009 Current	FY 2009 Expanded	FY 2009 Adopted	FY 2009 Change
Personal Services	9,987	-	-	-	-	-	na
Operating Expense	968,376	-	-	-	-	-	na
Capital Outlay	47,070	1,480,600	7,569,300	6,668,900	-	6,668,900	350.4%
Net Operating Budget	1,025,433	1,480,600	7,569,300	6,668,900	-	6,668,900	350.4%
Reserves For Contingencies	-	-	-	92,700	-	92,700	na
Total Budget	1,025,433	1,480,600	7,569,300	6,761,600	-	6,761,600	356.7%

Program Funding Sources	FY 2007 Actual	FY 2008 Adopted	FY 2008 Forecast	FY 2009 Current	FY 2009 Expanded	FY 2009 Adopted	FY 2009 Change
Interest/Misc	80,783	-	-	-	-	-	na
Trans fm Enterprise Fds	-	-	1,687,400	-	-	-	na
Trans fm 470 Solid Waste Fd	465,900	1,239,400	1,239,400	1,300,000	-	1,300,000	4.9%
Trans fm 473 Mand Collct Fd	290,000	860,000	860,000	762,600	-	762,600	(11.3%)
Carry Forward	11,202,450	(618,800)	8,231,500	4,699,000	-	4,699,000	(859.4%)
Total Funding	12,039,133	1,480,600	12,018,300	6,761,600	-	6,761,600	356.7%

CIP Category / Project Title	FY 2008 Adopted	FY 2008 Amended	FY 2008 Forecasted	FY 2009 Budget	FY 2010 Budget	FY 2011 Budget	FY 2012 Budget	FY 2013 Budget
Solid Waste Capital								
Airspace Recovery Reserve	225,000	225,000	-	475,000	-	-	-	-
Customer Service Work Order System	35,000	35,000	-	285,000	-	-	-	-
Drop Off Recycling Facility	-	-	-	200,000	-	-	-	-
Evaluate Existing GMP	-	-	-	50,000	-	-	-	-
Hammerhead Program	-	-	-	607,600	-	-	-	-
Landfill Cells 1 & 2 Restoration	440,600	7,765,015	4,980,800	2,784,200	-	-	-	-
Landfill Facility & Material Collection	-	41,965	26,900	15,100	-	-	-	-
Software								
Landfill Gas to Energy	-	214,063	175,200	113,900	-	-	-	-
Leachate Line	-	-	-	100,000	-	-	-	-
Northeast Recycle Center	-	120,000	119,400	600	-	-	-	-
Project Mgt Oversight	150,000	205,035	185,900	19,100	-	-	-	-
Reserves 474	-	371,044	-	92,700	-	-	-	-
Solid Waste Generation Study	250,000	250,000	6,600	243,400	-	-	-	-
Solid Waste Park	-	368,361	83,200	360,200	-	-	-	-
Solid Waste Scale House	-	374,675	217,300	457,400	-	-	-	-
South Expansion of Landfill	55,000	24,797	16,400	58,400	-	-	-	-
Special Assessments	75,000	75,000	-	150,000	-	-	-	-
Trash Collection-Driveway	250,000	250,000	35,800	294,200	-	-	-	-
Upgrade 4 Collection/Recycling Ctr	-	1,976,644	1,721,800	454,800	-	-	-	-
Solid Waste Capital	1,480,600	12,296,599	7,569,300	6,761,600	-	-	-	-
Program Total Project Budget	1,480,600	12,296,599	7,569,300	6,761,600	-	-	-	-

**Collier County Government
Fiscal Year 2009 Adopted Budget**

**Capital Improvement Program
Airport Authority Capital
Airport Authority Capital Fund (496)**

Program Budgetary Cost Summary	FY 2007 Actual	FY 2008 Adopted	FY 2008 Forecast	FY 2009 Current	FY 2009 Expanded	FY 2009 Adopted	FY 2009 Change
Operating Expense	-	-	-	185,000	-	185,000	na
Capital Outlay	-	600,000	2,306,100	7,039,600	-	7,039,600	1,073.3%
Net Operating Budget	-	600,000	2,306,100	7,224,600	-	7,224,600	1,104.1%
Trans to 495 Airport Op Fd	2,189,630	-	-	-	-	-	na
Reserves For Contingencies	-	10,000	-	10,000	-	10,000	0 %
Reserves For Cash Flow	-	250,000	-	250,000	-	250,000	0 %
Total Budget	2,189,630	860,000	2,306,100	7,484,600	-	7,484,600	770.3%
Total FTE	0.01	-	-	-	-	-	na

Program Funding Sources	FY 2007 Actual	FY 2008 Adopted	FY 2008 Forecast	FY 2009 Current	FY 2009 Expanded	FY 2009 Adopted	FY 2009 Change
Intergovernmental Revenues	-	480,000	3,802,600	4,174,900	-	4,174,900	769.8%
Miscellaneous Revenues	2,293,367	-	-	-	-	-	na
Interest/Misc	6,295	-	-	-	-	-	na
Other Financing Sources	(119,100)	-	-	-	-	-	na
Advance/Loan fm 001 Gen Fd	119,100	58,700	172,000	140,500	-	140,500	139.4%
Trans fm 495 Airport Op Fd	2,200	-	-	-	-	-	na
Carry Forward	909,031	321,300	1,040,700	3,169,200	-	3,169,200	886.4%
Total Funding	3,210,893	860,000	5,015,300	7,484,600	-	7,484,600	770.3%

**Collier County Government
Fiscal Year 2009 Adopted Budget**

**Capital Improvement Program
Airport Authority Capital
Airport Authority Capital Fund (496)**

CIP Category / Project Title	FY 2008 Adopted	FY 2008 Amended	FY 2008 Forecasted	FY 2009 Budget	FY 2010 Budget	FY 2011 Budget	FY 2012 Budget	FY 2013 Budget
Airport Authority								
Ev Hurricane Wilma damage Dwelling	-	26,357	6,300	20,100	-	-	-	-
Ev Hurricane Wilma damage Hanger	-	495,079	41,600	453,500	-	-	-	-
Ev Rehabilitate Runway 15/33	-	250,100	-	250,100	-	-	-	-
Ev Slope Mower	-	-	-	75,000	-	-	-	-
Ev Taxiway Construction	-	53,456	53,500	-	-	-	-	-
Ev Taxiway Construction, Phase 2	-	183,200	-	368,200	-	-	-	-
Ev Taxiway Design	-	21,400	500	20,900	-	-	-	-
Ev Taxiway Mitigation	-	44,500	-	44,500	-	-	-	-
Im Airport PUD	-	6,680	6,700	-	-	-	-	-
Im Conceptual ERP Permit	-	190	-	200	-	-	-	-
Im Construct Apron	-	158,000	138,200	-	-	-	-	-
Im Emergency Generator	-	39,683	38,600	1,100	-	-	-	-
Im Panther Mitigation	-	37,954	38,000	19,800	-	-	-	-
Im Planning	-	50,000	-	50,000	-	-	-	-
Im Surface Water Mgt Ph 1	-	319,279	319,300	-	-	-	-	-
Im Surface Water Mgt Ph 2	-	400,895	400,900	-	-	-	-	-
Im Taxiway Design	-	1,236	1,200	-	-	-	-	-
Im Update Master Plan	-	7,894	7,900	-	-	-	-	-
MI Design Apron Expansion	-	7,571	5,800	1,800	-	-	-	-
MI Land Acquisition	-	114,570	59,400	55,200	-	-	-	-
MI Land Acquisition	-	33,045	33,000	-	-	-	-	-
MI Lektro Tug	-	258	300	-	-	-	-	-
MI Mitigation Phase I	-	212,920	208,900	4,000	-	-	-	-
MI North Apron & Parking Relocation	-	-	-	1,262,200	-	-	-	-
MI Ph #1 Surcharge/Construction of Taxiway	-	570,000	2,200	567,800	-	-	-	-
MI Ph #2 Surcharge/Construction of Taxiway	-	507,767	410,800	97,000	-	-	-	-
MI Ph #3 Construction of Taxiway	600,000	600,000	-	600,000	-	-	-	-
MI Planning	-	50,000	-	50,000	-	-	-	-
MI Replace Fuel Farm Tanks & Equip	-	33,725	4,400	29,300	-	-	-	-
MI South Taxiway & Apron Construction	-	-	-	2,771,600	-	-	-	-
MI Taxiway Mitigation Design	-	2,181	2,200	-	-	-	-	-
MI Update Master Plan	-	64,614	53,900	10,700	-	-	-	-
MKY South Taxiway &	-	-	212,500	212,500	-	-	-	-
MKY-Land Acquisition	-	-	260,000	259,100	-	-	-	-
Reserves 496	260,000	260,000	-	260,000	-	-	-	-
Airport Authority	860,000	4,552,554	2,306,100	7,484,600	-	-	-	-
Program Total Project Budget	860,000	4,552,554	2,306,100	7,484,600	-	-	-	-

Below is a schedule listing of fiscal year 2009 projects and the breakout of funding between Grant proceeds and General Fund match:

Grant Proceeds	Gen Fd Match	
\$ 60,000	\$ 15,000	Ev Slope Mower
\$ 180,300	\$ 4,700	Ev Taxiway Construction, Phase 2
\$ 0	\$ 6,300	MI Land Acquisition 2.73 acres (On 6/24/08 BCC approved grant, item 16G8)
\$1,230,600	\$ 31,600	MI North Apron & Parking Relocation
\$ 0	\$ 5,300	MI South Taxiway & Apron (On 6/24/08 BCC approved grant, item 16G7)
\$2,704,000	\$ 67,600	MI South Taxiway & Apron Construction
	\$ 10,000	Reserves
\$4,174,900	\$140,500	Totals

**Collier County Government
Fiscal Year 2009 Adopted Budget**

**Capital Improvement Program
Airport Authority Capital
Airport Authority Capital Loan Fund(497)**

Program Budgetary Cost Summary	FY 2007 Actual	FY 2008 Adopted	FY 2008 Forecast	FY 2009 Current	FY 2009 Expanded	FY 2009 Adopted	FY 2009 Change
Operating Expense	-	-	-	-	-	-	na
Capital Outlay	-	-	21,100	9,153,800	-	9,153,800	na
Net Operating Budget	-	-	21,100	9,153,800	-	9,153,800	na
Trans to 495 Airport Op Fd	105,906	-	-	-	-	-	na
Reserves For Capital	-	1,099,400	-	1,819,600	-	1,819,600	65.5%
Total Budget	105,906	1,099,400	21,100	10,973,400	-	10,973,400	898.1%

Program Funding Sources	FY 2007 Actual	FY 2008 Adopted	FY 2008 Forecast	FY 2009 Current	FY 2009 Expanded	FY 2009 Adopted	FY 2009 Change
Intergovernmental Revenues	-	-	8,662,500	-	-	-	na
Interest/Misc	5,453	-	-	-	-	-	na
Other Financing Sources	(775,532)	-	-	-	-	-	na
Advance/Loan fm 001 Gen Fd	750,000	750,000	750,000	750,000	-	750,000	0 %
Carry Forward	148	349,400	586,900	10,223,400	-	10,223,400	2,826.0%
Total Funding	(19,931)	1,099,400	9,999,400	10,973,400	-	10,973,400	898.1%

CIP Category / Project Title	FY 2008 Adopted	FY 2008 Amended	FY 2008 Forecasted	FY 2009 Budget	FY 2010 Budget	FY 2011 Budget	FY 2012 Budget	FY 2013 Budget
Airport Authority								
Im Airport PUD	-	29,776	21,100	8,700	-	-	-	-
Im ERP for Tower	-	500,000	-	500,000	-	-	-	-
Im Land Acquisition for Runway Extension	-	3,150,000	-	3,188,100	-	-	-	-
Im Runway extension	-	5,250,000	-	5,250,000	-	-	-	-
IMM Apron Expansion	-	-	-	192,000	-	-	-	-
IMM Development USDA	-	-	-	15,000	-	-	-	-
Reserves 497	1,099,400	1,099,400	-	1,819,600	-	-	-	-
Airport Authority	1,099,400	10,029,176	21,100	10,973,400	-	-	-	-
Program Total Project Budget	1,099,400	10,029,176	21,100	10,973,400	-	-	-	-

Per the 3/29/2006 BCC Workshop with the Airport Authority and Economic Development Council, the General Fund (001) is to allocate \$750,000 per year for a total of allocation of \$3,000,000 to be used as match money for grants to expand the Immokalee airport (expand runway, instrumentation, resurfacing old runways and lighting). Fiscal year 2009 is the third year for this allocation. Below is a schedule of where the General Fund allocation has been distributed.

- \$ 105,900 to the Taxiway C project.
- \$ 112,000 to the Airport PUD
- \$ 12,500 match for the ERP for Tower grant (grant is for \$487,500)
- \$ 75,000 match for the Land acquisition for runway extension grant (grant is for \$3,075,000)
- \$ 125,000 match for the Runway extension environmental impact fee study grant (grant is for \$5,125,000)
- \$1,819,600 balance of General Fund transfer not allocated to a specific project, sitting in Reserves.

\$2,250,000 total General Fund support for Immokalee Airport from fiscal year 2007 to fiscal year 2009.

**Collier County Government
Fiscal Year 2009 Adopted Budget**

**Capital Improvement Program
Transportation Capital
Freedom Memorial (620)**

Program Summary	FY 2009 Total FTE	FY 2009 Budget	FY 2009 Revenues	FY 2009 Net Cost
Memorial Design & Construction	-	8,000	50,900	-42,900
Reserves	-	141,000	98,100	42,900
Current Level of Service Budget	-	149,000	149,000	-
Total Adopted Budget	-	149,000	149,000	-

Program Budgetary Cost Summary	FY 2007 Actual	FY 2008 Adopted	FY 2008 Forecast	FY 2009 Current	FY 2009 Expanded	FY 2009 Adopted	FY 2009 Change
Operating Expense	4,300	49,000	8,000	8,000	-	8,000	(83.7%)
Net Operating Budget	4,300	49,000	8,000	8,000	-	8,000	(83.7%)
Reserves For Capital	-	36,600	-	141,000	-	141,000	285.2%
Total Budget	4,300	85,600	8,000	149,000	-	149,000	74.1%

Program Funding Sources	FY 2007 Actual	FY 2008 Adopted	FY 2008 Forecast	FY 2009 Current	FY 2009 Expanded	FY 2009 Adopted	FY 2009 Change
Miscellaneous Revenues	44,528	45,000	57,600	50,900	-	50,900	13.1%
Interest/Misc	2,507	-	2,000	2,000	-	2,000	na
Carry Forward	4,782	42,900	47,100	98,700	-	98,700	130.1%
Negative 5% Revenue Reserve	-	(2,300)	-	(2,600)	-	(2,600)	13.0%
Total Funding	51,817	85,600	106,700	149,000	-	149,000	74.1%

Forecast FY 2008 - Carryforward represents grants and donations received in prior fiscal years. Forecast miscellaneous revenues are based on 18 months of average monthly collections through March, and are attributable to sales of memorial bricks, grants, and donations.

Note: The Freedom Memorial will be located at the Freedom Park, also know as the Gordon River Water Quality Park, located on the northeast side of Golden Gate Parkway and Goodlette Road.

**Collier County Government
Fiscal Year 2009 Adopted Budget**

**Capital Improvement Program
Transportation Capital
Countryside Privacy Wall (630)**

Mission Statement

This fund will be used to segregate Countryside Master Association, Inc. prepayment for their cost of a (privacy) wall. The County is constructing two sound attenuation walls and Countryside is paying for the construction cost of a privacy wall, so that one continuous wall can be erected along the entire Santa Barbara Boulevard frontage. On July 25, 2006, item 16(B)13, the Board approved accepting the payment of \$914,000 from Countryside, that this payment will earn interest, that the accrued interest as well as any remaining construction money will be returned to Countryside once the work is completed and final payment to the contractor has been made.

Program Budgetary Cost Summary	FY 2007 Actual	FY 2008 Adopted	FY 2008 Forecast	FY 2009 Current	FY 2009 Expanded	FY 2009 Adopted	FY 2009 Change
Operating Expense	1,000	-	-	-	-	-	na
Capital Outlay	-	-	778,300	135,700	-	135,700	na
Remittances	-	-	-	24,700	-	24,700	na
Net Operating Budget	1,000	-	778,300	160,400	-	160,400	na
Total Budget	1,000	-	778,300	160,400	-	160,400	na

Program Funding Sources	FY 2007 Actual	FY 2008 Adopted	FY 2008 Forecast	FY 2009 Current	FY 2009 Expanded	FY 2009 Adopted	FY 2009 Change
Miscellaneous Revenues	914,000	-	-	-	-	-	na
Interest/Misc	45,607	-	-	-	-	-	na
Carry Forward	-	-	938,700	160,400	-	160,400	na
Total Funding	959,607	-	938,700	160,400	-	160,400	na

CIP Category / Project Title	FY 2008 Adopted	FY 2008 Amended	FY 2008 Forecasted	FY 2009 Budget	FY 2010 Budget	FY 2011 Budget	FY 2012 Budget	FY 2013 Budget
Transportation								
Countryside Sound Attenuation Wall	-	914,000	778,300	135,700	-	-	-	-
Operating Project 630	-	21,900	-	24,700	-	-	-	-
Transportation	-	935,900	778,300	160,400	-	-	-	-
Program Total Project Budget	-	935,900	778,300	160,400	-	-	-	-

Section II
Collier County Five Year CIP/CIE
Fiscal Years FY 09 Through FY 13

Collier County Government
FY 09 Capital Improvement Program (CIP) &
FY 09 - FY 13 Capital Improvement Element (CIE)
(In Thousands)

Fund: 172, 183, 195		Department: Tourist Development (TDC) & Conserve Collier (Green Space)									
CIE NO.	SAP PROJECT NO.	DESCRIPTION	FY 09 ADOPTED	FY 10 CIP/CIE	FY 11 CIP/CIE	FY 12 CIP/CIE	FY 13 CIP/CIE	FY 09-13 TOTAL			
	90029	Beach Tilling & Permit Maintenance	40.0					40.0			
	70005	Breakwaters & Jetties of South Beach	50.0					50.0			
	90017	Caxambas Pass Monitoring	45.0					45.0			
	90021	City Beach Cleaning Operations	134.8					134.8			
	90536	City/County Beach Monitoring	150.0					150.0			
	90002	Clam Pass Monitoring	20.0					20.0			
	70004	Doctor's Pass Maintenance Dredging	750.0					750.0			
	90537	Doctors Pass Monitoring	20.0					20.0			
	90540	Hideaway Beach Monitoring	25.0					25.0			
	90096	Naples Pier Annualized Repair & Maintenance	18.0					18.0			
	90044	Tigertail Beach & Sand Placement Study	50.0					50.0			
	90522	Vegetation Repairs - Exotic Removal	75.0					75.0			
	90032	Wiggins Pass Dredging	750.0					750.0			
	90001	Wiggins Pass Modeling	300.0					300.0			
	fd 172	Wiggins Pass Monitoring	30.0					30.0			
	TBD	Purchase Green Space	38,058.6	8,000.7	8,000.7	8,657.5	9,314.2	72,031.8			
	fd 195	Other TDC capital projects	-	3,429.0	3,429.0	3,429.0	3,429.0	13,716.0			
	fd 195	Unspent Project \$ Carryforward to FY09	2,405.1	11,429.7	11,429.7	12,086.5	12,743.2	2,405.1			
		Subtotal Physical Environment	42,921.5	11,429.7	11,429.7	12,086.5	12,743.2	90,610.7			
	90057	Beach Access at Gulfshore & Marco south	10.0					10.0			
	90053	Barefoot Beach Preserve Landscaping	25.0					25.0			
	90039	Comner Park Expansion	325.0					325.0			
	90049	Master Meters for Beach Pks	57.0					57.0			
	90055	South Marco Beach Access	25.0					25.0			
	90048	Sugden Park Beach Sand	16.1					16.1			
	90093	Tigertail Beach Replacement Dune Walkover	670.0					670.0			
	80058	Vanderbilt Beach Access #8	160.0					160.0			
	90046	Vanderbilt Restroom Expansion Re-Work	2,900.0					2,900.0			
	90533	Beach Cleaning Operations	110.0					110.0			
	TBD	Other TDC capital projects	-	2,332.7	2,332.7	2,332.7	2,332.7	9,330.8			
	fd 195	Unspent Project \$ Carryforward to FY09	184.6					184.6			
	fd 183	Unspent Project \$ Carryforward to FY09	4,682.8					4,682.8			
		Subtotal Culture & Recreation	9,165.5	2,332.7	2,332.7	2,332.7	2,332.7	18,496.3			
		TOTAL TOURIST DEVELOPMENT & CONSERVE COLLI	52,087.0	13,762.4	13,762.4	14,419.2	15,075.9	109,107.0			

Collier County Government
FY 09 Capital Improvement Program (CIP) &
FY 09 - FY 13 Capital Improvement Element (CIE)
(In Thousands)

Department: County-Wide Capital Improvements									
CIE NO.	SAP PROJECT NO.	DESCRIPTION	FY 09 ADOPTED (AUR 11/08)	FY 10 CIP/CIE	FY 11 CIP/CIE	FY 12 CIP/CIE	FY 13 CIP/CIE	FY 09-13 TOTAL	
	500011	GovMax Budgeting Software	55.0					55.0	
	500171	Financial Mgmt System - SAP	750.0					750.0	
	500411	Technology Improvement Program	201.4					201.4	
		Other Information Tech Improvements	-	500.0	1,000.0	1,500.0	2,000.0	5,000.0	
	52004	Courthouse Repairs	200.0					200.0	
	521621	New Air Conditioners	330.7					330.7	
	52525	General Building Improvements	1,174.3					1,174.3	
	50006	Administration (F) Bldg Renovations	2,500.5					2,500.5	
	52160	Emergency Serv Ops Ctr	436.5					436.5	
	TBD	Large Repair/Maintenance items	-	2,000.0	2,500.0	3,000.0	3,500.0	11,000.0	
	TBD	Remodeling & renovation (depts move)	-	500.0	-	-	-	500.0	
	50056	Redesign of Courthouse floors 5&6 (fd 181)	580.0					580.0	
	50059	Restore panels & Furniture (fd 181)	312.0					312.0	
	50062	Replace Carpet, 1st, 2nd, 3rd floors (fd 181)	169.0					169.0	
	various	Other Courthouse related projects (fd 181)	-	750.0	800.0	850.0	900.0	3,300.0	
	fd 181	Unspent Project \$ Carryforward to FY09	794.4					794.4	
	fd 301	Unspent Project \$ Carryforward to FY09	24,889.9					24,889.9	
	fd 390	Unspent Project \$ Carryforward to FY09	20,616.3					20,616.3	
		Subtotal General Government	53,010.0	3,750.0	4,300.0	5,350.0	6,400.0	72,810.0	
	50006	Helicopter Engine Overhaul	200.0					200.0	
	53011	Records Mgt System	4,925.0					4,925.0	
		Other Sheriff Projects	246.3					246.3	
	52009	Fleet Facility	300.0					300.0	
	52002	Sheriff's Special Operations Center	600.0					600.0	
	531721	Building J Renovations	180.1					180.1	
	fd 301	Unspent Project \$ Carryforward to FY09	4,614.8					4,614.8	
	fd 390	Unspent Project \$ Carryforward to FY09	8,147.8					8,147.8	
		Subtotal Public Safety Projects	19,214.0	-	-	-	-	19,214.0	
	fd 301	Unspent Project \$ Carryforward to FY09	615.9					615.9	
		Subtotal Physical Environment Projects	615.9	-	-	-	-	615.9	
	fd 301	Unspent Project \$ Carryforward to FY09	28.4					28.4	
		Subtotal Transportation Projects	28.4	-	-	-	-	28.4	

Collier County Government
FY 09 Capital Improvement Program (CIP) &
FY 09 - FY 13 Capital Improvement Element (CIE)
(In Thousands)

Department: County-Wide Capital Improvements									
Fund: 181, 301, 390									
CIE NO.	SAP PROJECT NO.	DESCRIPTION	FY 09 ADOPTED (AUIR 11/08)	FY 10 CIP/CIE	FY 11 CIP/CIE	FY 12 CIP/CIE	FY 13 CIP/CIE	FY 09-13 TOTAL	
	540012	Library Books, Pub & Materials	449.6	800.5	816.8	835.3	854.5	3,756.6	
	fd 301	Unspent Project \$ Carryforward to FY09	570.0					570.0	
		Subtotal Culture & Recreation	1,019.6	800.5	816.8	835.3	854.5	4,326.6	
		TOTAL GOVERNMENT FACILITIES PROJECTS	73,887.9	4,550.5	5,116.8	6,185.3	7,254.5	96,994.9	

Department: Library									
Fund: 307 & 355									
CIE NO.	SAP PROJECT NO.	DESCRIPTION	FY 09 ADOPTED (AUIR 11/08)	FY 10 CIP/CIE	FY 11 CIP/CIE	FY 12 CIP/CIE	FY 13 CIP/CIE	FY 09-13 TOTAL	
550	54001	Books, Pubs & Library Materials	768.6	407.8	463.7	479.5	508.2	2,627.7	
	fd 307	Unspent Project \$ Carryforward to FY09	660.9					660.9	
	fd 355	Unspent Project \$ Carryforward to FY09	5,162.8					5,162.8	
		TOTAL LIBRARY PROJECTS	6,592.3	407.8	463.7	479.5	508.2	8,451.4	

Department: Parks and Recreation									
Fund: 306, 345, 346, 365, 368									
CIE NO.	SAP PROJECT NO.	DESCRIPTION	FY 09 ADOPTED (AUIR 11/08)	FY 10 CIP/CIE	FY 11 CIP/CIE	FY 12 CIP/CIE	FY 13 CIP/CIE	FY 09-13 TOTAL	
	80042	Pulling boat park - City of Naples	400.0					400.0	
	80060	Exotic Removal	35.0					35.0	
	80065	Gordon River Greenway Park	235.5					235.5	
	80100	North Collier Reg Pk-resurface & replace pump	192.5					192.5	
	80101	Eagle Lake-signage \$ regrade ball fields	40.0					40.0	
	80102	East Naples Com Pk-improvements	25.0					25.0	
	80103	East Naples Com Pk-resurface parking lot	50.0					50.0	
	80104	Fencing Repairs	145.0					145.0	
	80105	Golden Gate Com Pk-regrade field	75.0					75.0	
	80106	Everglades City Park Improvements	60.0					60.0	
	80107	Golden Gate Com Pk-replace diving boards	35.0					35.0	
	80108	Golden Gate Com Pk-new dugouts	35.0					35.0	
	80109	Golden Gate Com Pk-replace water slides	300.0					300.0	
	80110	Gulf coast-replace fence	25.0					25.0	
	80111	Immokalee Sports Complex-gym curtain	25.0					25.0	

**Collier County Government
FY 09 Capital Improvement Program (CIP) &
FY 09 - FY 13 Capital Improvement Element (CIE)
(In Thousands)**

Department: Parks and Recreation										
Fund: 306, 345, 346, 365, 368										
CIE NO.	SAP PROJECT NO.	DESCRIPTION	ADOPTED (AUIR 11/08)	FY 10 CIP/CIE	FY 11 CIP/CIE	FY 12 CIP/CIE	FY 13 CIP/CIE	FY 09-13 TOTAL		
	80112	Immokalee Sports Complex-irrigation	50.0					50.0		
	80113	Immokalee Sports Complex-replace diving boards	35.0					35.0		
	80114	Replace Light poles	45.0					45.0		
	80115	Pel Bay-irrigation by tennis courts	200.0					200.0		
	80116	Pel Bay-replace & resurface	55.0					55.0		
	80117	Poinciana Pk-replace playground	40.0					40.0		
	80118	Starcher Park-replace fence	70.0					70.0		
	80127	Veterans Pk-irrigation & drainage	150.0					150.0		
	80128	Veterans Pk-improvements	50.0					50.0		
	80129	Vineyards-improvements	200.0					200.0		
	80130	Waterway Marker Maintenance	65.0					65.0		
	80131	Boater Characterization Study	10.0					10.0		
	80132	Sugden Park repave parking area	40.0					40.0		
	TBD	Elementary School TBD Land				690.0		690.0		
	TBD	Big Corkscrew Island Regional Park land				14,260.0		14,260.0		
	TBD	Pulling Park					920.0	920.0		
	TBD	ATV (all terrain vehicle) Regional Park Land					143,750.0	143,750.0		
	various	Unspent Project \$ Carryforward to FY09	32,217.2					32,217.2		
		TOTAL PARKS AND RECREATION PROJECTS	34,905.2	-	-	14,950.0	144,670.0	194,525.2		

Department: Stormwater Projects										
Fund: 325										
CIE NO.	PROJECT NO.	DESCRIPTION	ADOPTED (AUIR 11/08)	FY 10 CIP/CIE	FY 11 CIP/CIE	FY 12 CIP/CIE	FY 13 CIP/CIE	FY 09-13 TOTAL		
	51005	Belle Meade Stormwater	-				700.0	700.0		
	51007	County Wide Swale Improvements	250.0	500.0	335.0	400.0	500.0	1,985.0		
	51018	Gordon River Water Quality Park	400.0	100.0	100.0	100.0	100.0	800.0		
	51029	Golden Gate Outfall Replacement	250.0	250.0	200.0	250.0	250.0	1,200.0		
	51101	Lely Area Stormwater Improvements	7,400.0	6,400.0	9,200.0	9,200.0	7,800.0	40,000.0		
	51133	Wiggins Bay Basin - Old US 41 Outfall	880.0					880.0		
	51140	Countywide Storm Sewer Improvements	250.0					250.0		
	51141	County Wide Stormwater Conveyance Improve	250.0					250.0		
	51144	Immokalee Urban Master Plan	70.0					70.0		
	51803	Gateway Triangle Improvements	1,359.5	2,800.0	800.0	700.0	1,200.0	6,859.5		

Collier County Government
FY 09 Capital Improvement Program (CIP) &
FY 09 - FY 13 Capital Improvement Element (CIE)
(In Thousands)

Department: Stormwater Projects								
Fund: 325								
CIE NO.	PROJECT NO.	DESCRIPTION	FY 09 ADOPTED (AUIR 11/08)	FY 10 CIP/CIE	FY 11 CIP/CIE	FY 12 CIP/CIE	FY 13 CIP/CIE	FY 09-13 TOTAL
	60003	NPDES/TMDL	50.0	50.0	50.0	50.0	50.0	250.0
	511441	Stormwater Master Plan Update		100.0	100.0			200.0
	TBD	Minor Secondary Sys Interconnects & Repairs	-	858.2	162.5	138.1	129.7	1,288.5
	various	Unspent Project \$ Carryforward to FY09	8,208.2					8,208.2
		TOTAL STORMWATER	19,367.7	11,058.2	10,947.5	10,838.1	10,729.7	62,941.2

Department: Transportation								
Fund: 313, 331, 333, 334, 336, 338, 339								
CIE NO.	PROJECT NO.	DESCRIPTION	FY 09 ADOPTED (AUIR 11/08)	FY 10 CIP/CIE	FY 11 CIP/CIE	FY 12 CIP/CIE	FY 13 CIP/CIE	FY 09-13 TOTAL
	60001	CR951-Davis Blvd north to I-75	10,012.9	12,987.0				22,999.9
	60040	Golden Gate Blvd/Wilson-Desoto	2,320.0	10,150.0	3,600.0	38,100.0		54,170.0
	60044	Oil Well Rd - Immk to Eglades & Camp Keais to SR	24,619.8	21,380.0				45,999.8
	60065	Randall Blvd, Immk to Eglades	1,000.0					1,000.0
32	60073	Davis Blvd - Radio Rd to 951 to I-75	21,100.0					21,100.0
	60091	Santa Barbara Blvd, new road south	1,506.0					1,506.0
	60101	County Barn, Rattlesnake to Davis	703.0					703.0
	60106	Northbrook Widening	5,000.0					5,000.0
	60138	Advance Construction	-					-
78	60168	Vanderbilt Beach Rd/Collier Blvd-Wilson	3,097.0	10,724.0	2,500.0	2,900.0	11,500.0	30,721.0
56	62081	Santa Barbara Blvd (Copperleaf-Green)	4,800.0				16,100.0	20,900.0
85	68056	Collier Blvd (Golden Gate Blvd to Green Blvd.)	2,000.0	6,715.0		23,400.0		32,115.0
61	TBD	Collier Blvd (Davis S to N of GG canal)	-	-	-	2,000.0	27,000.0	29,000.0
	60177	Immokalee Rd I75 Loop Rd	2,040.0	2,040.0	2,040.0	2,040.0	4,937.7	13,097.7
	60020	Wilson Blvd (GGB - Immokalee rd)	-		1,000.0	9,940.0	2,000.0	12,940.0
69	60016	Intersection Safety/Capacity Improve	750.0	1,750.0	1,750.0	1,750.0	1,750.0	7,750.0
	60163	Traffic Calming	250.0	250.0	250.0	250.0	250.0	1,250.0
28	60172	New Traffic Signals	750.0	750.0	750.0	750.0	750.0	3,750.0
	60180	Dynamic Message Signs	750.0					750.0
	61010	Transit Enhancement	1,750.0	1,500.0	1,250.0	1,000.0	1,000.0	6,500.0
	66065	Major Intersection Improvements	1,000.0	1,000.0	1,000.0	1,000.0	1,000.0	5,000.0
	66066	Bridge Repairs/Improvements	2,000.0	5,000.0	5,000.0	5,000.0	5,000.0	22,000.0
	69081	Pathways/Sidewalks Bike Lanes	500.0	500.0	500.0	500.0	500.0	2,500.0
	69122	Shoulder Safety Program	50.0	50.0	50.0	50.0	50.0	250.0

Collier County Government
FY 09 Capital Improvement Program (CIP) &
FY 09 - FY 13 Capital Improvement Element (CIE)
(In Thousands)

Fund: 313, 331, 333, 334, 336, 338, 339									
Department: Transportation									
CIE NO.	PROJECT NO.	DESCRIPTION	FY 09 ADOPTED (AUIR 11/08)	FY 10 CIP/CIE	FY 11 CIP/CIE	FY 12 CIP/CIE	FY 13 CIP/CIE	FY 09-13 TOTAL	
27	60173	Major Roadway Resurfacing/Reconstruction & Road Refurbishing	109.1	600.0	600.0	600.0	600.0	2,509.1	
	60003	Collector Roads/Minor Arterial Roads	151.9	1,635.0	1,635.0	1,635.0	1,635.0	6,691.9	
	60109	Enhance Planning Consultant Services	200.0					200.0	
	60114	Marco Island Projects	1,000.0	1,000.0	1,000.0	1,000.0	1,000.0	5,000.0	
34	60171	Advanced ROW	1,909.0	1,700.0	1,600.0	1,600.0	1,600.0	8,409.0	
	various	Unspent Project \$ Carryforward to FY09	147,316.8					147,316.8	
		TOTAL COLLIER COUNTY TRANSPORTATION CIP	236,685.5	79,731.0	24,525.0	93,515.0	76,672.7	511,129.2	

Fund: State									
Department: State Roads / Transportation									
CIE NO.	PROJECT NO.	DESCRIPTION	FY 09 ADOPTED FDOT	FY 10 CIP/CIE	FY 11 CIP/CIE	FY 12 CIP/CIE	FY 13 CIP/CIE	FY 09-13 TOTAL	
	State	CR901 Bridge Replacement on Vanderbilt Drive	7,425.6	-	-	-	-	7,425.6	
	State	I-75, Eglades Blvd Interchange Eng Study	-	1,100.0	-	-	-	1,100.0	
	State	I-75, Parking Facility @ MM49	520.0	749.1	7,234.1	-	-	8,503.2	
	State	I-75, North Rest Area	-	-	1,570.0	-	-	1,570.0	
	State	Oil Well Rd, from Eglades to Desoto Blvd, add lanes	-	29,150.0	-	-	-	29,150.0	
	State	SR84 (Davis) - add lanes, Santa Barbara Blvd to Rad	-	-	335.0	33,488.8	-	33,823.8	
	State	SR951 - Prelim Eng, Marco Island bridge future cap	-	-	200.0	200.0	200.0	600.0	
	State	US41 from SR951 to CR92, Study	1,818.0	-	-	-	-	1,818.0	
	State	US41 from SR951 to Greenway, Prelim Eng	-	3,268.0	-	-	-	3,268.0	
	State	US41 from SR29 to Dade Co Line, Guardrails	-	80.6	-	-	-	3,748.6	
		TOTAL STATE TRANSPORTATION PROJECTS	9,763.6	34,347.7	9,339.1	37,356.8	200.0	91,007.2	

Fund: 350 & 351									
Department: Emergency Medical Services									
CIE NO.	SAP PROJECT NO.	DESCRIPTION	FY 09 ADOPTED (AUIR 11/08)	FY 10 CIP/CIE	FY 11 CIP/CIE	FY 12 CIP/CIE	FY 13 CIP/CIE	FY 09-13 TOTAL	
	various	Unspent Project \$ Carryforward to FY09	9,589.4	-	-	-	-	9,589.4	
		TOTAL EMS PROJECTS	9,589.4	-	-	-	-	9,589.4	

Collier County Government
FY 09 Capital Improvement Program (CIP) &
FY 09 - FY 13 Capital Improvement Element (CIE)
(In Thousands)

Department: (Misc) Comm Devel Environmental Services - Capital Projects Fund									
Fund: 310	PROJECT NO.	DESCRIPTION	FY 09 ADOPTED	FY 10 CIP/CIE	FY 11 CIP/CIE	FY 12 CIP/CIE	FY 13 CIP/CIE	FY 13 CIP/CIE	FY 09-13 TOTAL
	fd 310	Unspent Project \$ Carryforward to FY09	1,413.1						1,413.1
	TOTAL CDES - CAPITAL PROJECTS FUND		1,413.1						1,413.1

Department: (Misc) Museum Improvement Fund									
Fund: 314	PROJECT NO.	DESCRIPTION	FY 09 ADOPTED 5-yr plan	FY 10 CIP/CIE	FY 11 CIP/CIE	FY 12 CIP/CIE	FY 13 CIP/CIE	FY 13 CIP/CIE	FY 09-13 TOTAL
	50402	Exhibit Development	500.0						500.0
	TBD	Other Capital Projects	-	500.0	500.0				1,000.0
	various	Unspent Project \$ Carryforward to FY09	1,023.3						1,023.3
	TOTAL MUSEUM IMPROVEMENTS		1,523.3	500.0	500.0				2,523.3

Department: (Misc) Pelican Bay - Clam Pass Restoration									
Fund: 320	PROJECT NO.	DESCRIPTION	FY 09 ADOPTED	FY 10 CIP/CIE	FY 11 CIP/CIE	FY 12 CIP/CIE	FY 13 CIP/CIE	FY 13 CIP/CIE	FY 09-13 TOTAL
	51100	Clam Bay Restoration	225.0						225.0
	51105	Clam Bay Ecosystem Enhancement	95.0						95.0
	various	Unspent Project \$ Carryforward to FY09	473.0						473.0
	TOTAL (MISC) PELICAN BAY - CLAM PASS RESTORA		793.0						793.0

Department: (Misc) Pelican Bay - Capital Improvement Program									
Fund: 322	PROJECT NO.	DESCRIPTION	FY 09 ADOPTED	FY 10 CIP/CIE	FY 11 CIP/CIE	FY 12 CIP/CIE	FY 13 CIP/CIE	FY 13 CIP/CIE	FY 09-13 TOTAL
	51026	Pelican Bay Lank Bank Enhancements	250.0						250.0
	TBD	Pelican Bay hardscape Improvements	158.4						158.4
	various	Unspent Project \$ Carryforward to FY09	745.8						745.8
	TOTAL (MISC) PELICAN BAY - CAPITAL IMPROVEME		1,154.2						1,154.2

Collier County Government
 FY 09 Capital Improvement Program (CIP) &
 FY 09 - FY 13 Capital Improvement Element (CIE)
 (In Thousands)

Department: (Misc) Ochopee Fire Impact Fee									
Fund: 372	PROJECT NO.	DESCRIPTION	FY 09 ADOPTED (AUIR 11/08)	FY 10 CIP/CIE	FY 11 CIP/CIE	FY 12 CIP/CIE	FY 13 CIP/CIE	FY 09-13 TOTAL	
	TBD	Port of the Islands	-	116.0				116.0	
	fd 372	Unspent Project \$ Carryforward to FY09	1.7					1.7	
		TOTAL OCHOPEE FIRE DISTRICT IMPACT FEE	1.7	116.0	-	-	-	117.7	

Department: (Misc) Isle of Capri Municipal Fire & Rescue Impact Fee									
Fund: 373	PROJECT NO.	DESCRIPTION	FY 09 ADOPTED (AUIR 11/08)	FY 10 CIP/CIE	FY 11 CIP/CIE	FY 12 CIP/CIE	FY 13 CIP/CIE	FY 09-13 TOTAL	
	fd 373	Unspent Project \$ Carryforward to FY09	2.6					2.6	
		TOTAL ISLE OF CAPRI MUNICIPAL FIRE & RESCUE II	2.6	-	-	-	-	2.6	

Department: (Misc) Correctional Facility Impact Fee									
Fund: 381	PROJECT NO.	DESCRIPTION	FY 09 ADOPTED (AUIR 11/08)	FY 10 CIP/CIE	FY 11 CIP/CIE	FY 12 CIP/CIE	FY 13 CIP/CIE	FY 09-13 TOTAL	
	fd 381	Unspent Project \$ Carryforward to FY09	692.5					692.5	
		TOTAL CORRECTIONAL FACILITY IMPACT FEE	692.5	-	-	-	-	692.5	

Department: (Misc) Law Enforcement Impact Fee									
Fund: 385	PROJECT NO.	DESCRIPTION	FY 09 ADOPTED (AUIR 11/08)	FY 10 CIP/CIE	FY 11 CIP/CIE	FY 12 CIP/CIE	FY 13 CIP/CIE	FY 09-13 TOTAL	
	fd 385	Unspent Project \$ Carryforward to FY09	8,012.3					8,012.3	
		TOTAL LAW ENFORCEMENT (Public Safety)	8,012.3	-	-	-	-	8,012.3	

Department: (Misc) Freedom Memorial									
Fund: 620	PROJECT NO.	DESCRIPTION	FY 09 ADOPTED	FY 10 CIP/CIE	FY 11 CIP/CIE	FY 12 CIP/CIE	FY 13 CIP/CIE	FY 09-13 TOTAL	
	TBD	Freedom Memorial	8.0	141.0				149.0	
		TOTAL LAW ENFORCEMENT (Public Safety)	8.0	141.0	-	-	-	149.0	

Collier County Government
FY 09 Capital Improvement Program (CIP) &
FY 09 - FY 13 Capital Improvement Element (CIE)
(In Thousands)

Department: Utilities Water										
Fund: 411, 412, 415										
CIE NO.	PROJECT NO.	DESCRIPTION	FY 09 ADOPTED 2008 Mplan	FY 10 CIP/CIE	FY 11 CIP/CIE	FY 12 CIP/CIE	FY 13 CIP/CIE	FY 09-13 TOTAL		
	70045	FDOT Joint Projects	500.0	-	-	-	-	500.0		
	70070	Water Master Plan Update		-	200.0	-	-	200.0		
	70071	County Road Utility Relocates	10.0	-	-	-	-	10.0		
	70154	Land Acquisition - NeRWTP Plant		200.0	-	-	-	200.0		
	70157	Manatee Rd Potable Water ASR Wells	600.0	525.0	2,834.0	1,020.0	-	4,379.0		
	70158	Tamiami Wellfield Reliability Replace		-	-	-	-	600.0		
	70202	Water County Utility Standards	40.0	10.0	10.0	10.0	10.0	80.0		
	70882	Utility Billing System Upgrade	200.0	-	-	-	-	200.0		
	70902	NeCRWTP, design		-	-	-	-	2,000.0		
	71002	NCRWTP Saltwater 2 mgd Expansion		-	5,000.0	5,000.0	-	10,000.0		
	71009	Security Upgrades		150.0	150.0	250.0	250.0	800.0		
	71010	Distribution Renewal & Replacement	250.0	250.0	250.0	250.0	250.0	1,250.0		
	71043	NCRWTP RO Membrane Replacement		1,000.0	-	-	-	1,000.0		
	71046	50/50 Brackish/Tamiami Water Supply	100.0	100.0	100.0	100.0	-	400.0		
	71050	Primary Transmission System Rehab		250.0	250.0	250.0	-	750.0		
	71055	Water SCADA System Network	200.0	200.0	200.0	200.0	200.0	1,000.0		
	71056	Water SCADA Software	50.0	50.0	50.0	50.0	50.0	250.0		
	71057	NCRWTP RO Process Improvements		-	-	-	1,500.0	1,500.0		
	71058	Legal Services for Water	125.0	125.0	125.0	125.0	100.0	600.0		
	71063	NCRWTP-VFD for major water PS	1,000.0	-	-	-	-	1,000.0		
	71065	SCRWTP Technical Support Projects		250.0	250.0	250.0	250.0	1,000.0		
	71066	NCRWTP Technical Support Projects	300.0	300.0	300.0	300.0	500.0	1,700.0		
	71067	Water Facilities Technical Support Projects	100.0	250.0	250.0	250.0	250.0	1,100.0		
	71070	Portable Water Interconnect-Bonita Springs	50.0	-	-	-	-	50.0		
	72520	NCRWTP Nanofilter Replacement		-	800.0	-	-	800.0		
	75005	Wellfield Program Mgt	60.0	10.0	10.0	10.0	10.0	100.0		
	75007	Water Master Plan Update		-	200.0	-	-	200.0		
	75009	Grant Application		15.0	15.0	15.0	15.0	75.0		
	75010	Evaluation of Orangetree Utility System		100.0	50.0	-	-	150.0		
	75014	Growth Mgt Plan Update		-	-	-	-	30.0		
	75019	AUIR Update	24.0	24.0	24.0	24.0	24.0	120.0		
	2008-17	SCRWTP Membrane Replacement	-	1,000.0	-	-	-	1,000.0		
	2008-21	Orangetree Interconnection	-	-	-	1,000.0	-	1,000.0		
	2008-22	SCRWTP Noise Abatement Improvements	-	-	-	250.0	-	250.0		

Collier County Government
FY 09 Capital Improvement Program (CIP) &
FY 09 - FY 13 Capital Improvement Element (CIE)
(In Thousands)

Department: Utilities Water										
Fund: 411, 412, 415										
CIE NO.	PROJECT NO.	DESCRIPTION	FY 09 ADOPTED 2008 Mplan	FY 10 CIP/CIE	FY 11 CIP/CIE	FY 12 CIP/CIE	FY 13 CIP/CIE	FY 09-13 TOTAL		
	2008-23	Water supply Facilities Work Plan					60.0	60.0		
	2008-32	Wellfield Ops Evaluation Studies for Optimization			100.0			100.0		
	2008-33	Wellfield Operational & Mechanical Optimization U				200.0		200.0		
	2008-34	Wellfield Operational & Mechanical Upgrades Optim					1,500.0	1,500.0		
	fd 411	Unspent Project \$ Carryforward to FY09	5,044.5					5,044.5		
	fd 412	Unspent Project \$ Carryforward to FY09	11,796.5					11,796.5		
	fd 415	Unspent Project \$ Carryforward to FY09	5,845.5					5,845.5		
		TOTAL WATER PROJECTS	26,310.5	4,809.0	11,168.0	9,554.0	6,999.0	58,840.5		

Department: Utilities Wastewater										
Fund: 413, 414, 415										
CIE NO.	PROJECT NO.	DESCRIPTION	FY 09 ADOPTED 2008 Mplan	FY 10 CIP/CIE	FY 11 CIP/CIE	FY 12 CIP/CIE	FY 13 CIP/CIE	FY 09-13 TOTAL		
	72022	Sewer County Utility Standards	40.0	10.0	10.0	10.0	10.0	80.0		
	72500	South County I&I Implementation	50.0	50.0				100.0		
	72505	Security Upgrades		50.0	50.0	50.0	50.0	200.0		
	72516	IQ Water Master Plan Updates			125.0			125.0		
	72541	WW SCADA System Software & Support	50.0	50.0	50.0	50.0	50.0	250.0		
	72548	MPS Mechanical Improvements	3,300.0					3,300.0		
	72549	Lift Station Mechanical Improvements	500.0					500.0		
	72550	Lift Station Secondary FM	50.0					50.0		
	72551	Lift Station Emergency Power	150.0					150.0		
	72552	Lift Station Facility Rehab	300.0					300.0		
	72553	Lift Station Odor Control/Corrosion Control	200.0					200.0		
	72554	Central SCADA and Control Center	400.0					400.0		
	73045	FDOT Joint Projects	150.0					150.0		
	73050	Sewer Line Rehabilitation	500.0	50.0	50.0	50.0	50.0	350.0		
	73065	County Road Utility Relocates	10.0	10.0	10.0	10.0	10.0	50.0		
	73066	Wastewater Master Plan Update			200.0			200.0		
	73307	Neighborhood Enhancement Prog	500.0					500.0		
	73922	WW Collections SCADA Improve	100.0	150.0	150.0	150.0	150.0	700.0		
	73950	NCWRF Expand to 30.6 MGD	13,043.5	6,500.0	8,333.3	12,000.0	15,333.3	55,210.1		
	73960	Household Fats & Oils Campaign	5.0					5.0		
	73964	WW Plants SCADA Network Improvement	50.0	75.0	75.0	75.0	75.0	350.0		

**Collier County Government
 FY 09 Capital Improvement Program (CIP) &
 FY 09 - FY 13 Capital Improvement Element (CIE)
 (In Thousands)**

Fund: 413, 414, 415										
Department: Utilities Wastewater										
CIE NO.	PROJECT NO.	DESCRIPTION	ADOPTED 2008 Mplan	FY 10 CIP/CIE	FY 11 CIP/CIE	FY 12 CIP/CIE	FY 13 CIP/CIE	FY 09-13 TOTAL		
73968		NCWRF Technical Support Projects	1,500.0	600.0	600.0	600.0	600.0	3,900.0		
73969		SCWRF Technical Support Projects	600.0	600.0	600.0	600.0	600.0	3,000.0		
73976		NCWRF-Multiple Compliance Upgrades		-	-	450.0	450.0	900.0		
74021		Golden Gate Canal/Stormwater Irrigation System		2,000.0				2,000.0		
74030		IQ Water ASR		700.0				700.0		
74033		IQ Water System SCADA	25.0	25.0	25.0	25.0	25.0	125.0		
74401		IQ Water Sys Tech Support Projects	50.0	50.0	50.0	50.0	50.0	250.0		
74405		IQ Water Source Integration	15.0	-	-	-	-	15.0		
75007		Master Plan Update		-	100.0	-	-	100.0		
75009		SFWMD Grant Application	15.0	15.0	15.0	15.0	16.0	76.0		
75010		Evaluation of Orangetree Utilities		100.0	50.0	-	-	150.0		
75014		Growth Mgt Plan Update		-	-	-	12.0	12.0		
75019		AUIR Updates	24.0	24.0	24.0	24.0	24.0	120.0		
75020		NEWRF Underground Infrastr Optimization Plan		50.0	-	50.0	-	100.0		
2008-10		Orangetree Capacity Improvements		-	100.0	150.0	2,000.0	2,250.0		
2008-14		SCWRF Capacity Improvements		-	-	-	200.0	200.0		
2008-16		Neighborhood Enhancement Program		500.0	500.0	500.0	500.0	2,000.0		
2008-24		MPS Mechanical Improvements - Impact		1,000.0	1,000.0	1,000.0	1,000.0	4,000.0		
2008-25		Lift Station Mechanical Improvements		600.0	600.0	600.0	600.0	2,400.0		
2008-26		Lift Station Secondary FM		300.0	300.0	300.0	300.0	1,200.0		
2008-27		Lift Station Emergency Power		150.0	150.0	150.0	150.0	600.0		
2008-28		Lift Station Facility Rehab		85.0	85.0	85.0	50.0	305.0		
2008-31		Lift Station Odor/corrosion Control		200.0	200.0	200.0	200.0	800.0		
2008-5		SCWRF Capacity Analysis & Process Enhancement		50.0	-	-	-	50.0		
fd 413		Unspent Project \$ Carryforward to FY09	4,276.2	-	-	-	-	4,276.2		
fd 414		Unspent Project \$ Carryforward to FY09	8,182.7	-	-	-	-	8,182.7		
fd 415		Unspent Project \$ Carryforward to FY09	1,546.8	-	-	-	-	1,546.8		
TOTAL WASTEWATER PROJECTS			35,633.2	14,244.0	13,702.3	17,444.0	22,755.3	103,778.8		

Collier County Government
FY 09 Capital Improvement Program (CIP) &
FY 09 - FY 13 Capital Improvement Element (CIE)
(In Thousands)

Fund: 474									
Department: Solid Waste									
CIE NO.	PROJECT NO.	DESCRIPTION	FY 09 ADOPTED	FY 10 CIP/CIE	FY 11 CIP/CIE	FY 12 CIP/CIE	FY 13 CIP/CIE	FY 09-13 TOTAL	
	59001	Trash Collection / Disposal Driveway	80.0	250.0	250.0	250.0	250.0	1,080.0	
	59003	Upgrade 4 Recycling centers	200.0	-	-	-	-	200.0	
	59004	Landfill Gas to Energy	75.0	-	-	-	-	75.0	
	59005	Solid Waste Scale House	300.0	-	-	-	-	300.0	
	59006	Cell A4 construction		1,595.0	850.0	-	-	2,445.0	
	59007	Solid Waste Park	75.0	-	-	-	-	75.0	
	59012	South Expansion of Landfill	50.0	-	-	-	-	50.0	
	59015	Airspace Recovery Reserve	250.0	-	-	-	-	250.0	
	59018	Special Assessments	75.0	-	-	-	-	75.0	
	59020	Leachate Line	100.0	-	-	-	-	100.0	
	59022	Evaluate Existing GMP	50.0	-	-	-	-	50.0	
	59023	Drop Off Recycling Facility	200.0	-	-	-	-	200.0	
	59024	Hammerhead Program	607.6	-	-	-	-	607.6	
	fd 474	Unspent Project \$ Carryforward to FY09	4,606.3	-	-	-	-	4,606.3	
		TOTAL SOLID WASTE PROJECTS	6,668.9	1,845.0	1,100.0	250.0	250.0	10,113.9	

Fund: 496 & 497									
Department: Airport Authority									
CIE NO.	PROJECT NO.	DESCRIPTION	FY 09 ADOPTED	FY 10 CIP/CIE	FY 11 CIP/CIE	FY 12 CIP/CIE	FY 13 CIP/CIE	FY 09-13 TOTAL	
		Everglades Slope Mower	75.0					75.0	
		Everglades Taxiway Construction	185.0					185.0	
		Immokalee Airport Improvements	750.0	750.0				1,500.0	
		Marco, North Apron & Parking Relocation	1,262.2					1,262.2	
	fd 496	Marco South Taxiway & Apron Constr	2,771.6					2,771.6	
	fd 497	Unspent Project \$ Carryforward to FY09	2,930.8					2,930.8	
		Unspent Project \$ Carryforward to FY09	9,153.8					9,153.8	
		TOTAL AIRPORT AUTHORITY PROJECTS	17,128.4	750.0	-	-	-	17,878.4	
		TOTAL CIP PROJECT EXPENSES	542,220.3	166,262.5	90,624.8	204,991.9	285,115.3	1,289,214.8	

**Collier County Government
Fiscal Year 2009 Fund Budget Summary**

General Fund (001)

Fund Type: **General Fund**

Description: **The General Fund (001) is the largest operating fund of the County. It is used to account for all countywide general government activities and is supported principally by ad valorem taxes. The Constitutional Officer Funds, which are sub-funds of the General Fund, include the Clerk of Courts (011), Sheriff (040), Property Appraiser (060), Tax Collector (070), and Supervisor of Elections (080).**

Appropriation Unit	FY 2007 Actual	FY 2008 Adopted	FY 2008 Forecast	FY 2009 Current	FY 2009 Expanded	FY 2009 Adopted	FY 2009 Change
Personal Services	35,787,770	34,937,200	34,184,900	33,653,100	-	33,653,100	(3.68)
Operating Expense	32,800,675	40,624,500	36,936,200	39,418,200	108,400	39,526,600	(2.70)
Capital Outlay	1,754,028	1,371,600	1,342,700	816,200	405,700	1,221,900	(10.91)
Grants and Aid	2,386,300	2,398,600	2,398,600	2,344,600	-	2,344,600	(2.25)
Grants and Aid	2,004	-	-	-	-	-	na
Remittances	5,243,367	6,655,000	5,622,000	5,463,900	-	5,463,900	(17.90)
Advance/Loan to 350 EMS	185,000	-	-	-	-	-	na
Advance/Loan to 355 Library	1,429,100	-	-	-	-	-	na
Advance/Loan to 385 Law Enforcement	1,700,000	1,700,000	1,700,000	1,700,000	-	1,700,000	0
Advance/Loan to 495 Airport	-	-	651,400	482,000	-	482,000	na
Advance/Loan to 496 Airport	-	-	172,000	140,500	-	140,500	na
Advance/Loan to 497 Airport	-	-	750,000	750,000	-	750,000	na
Trans to Clerk Of Courts	5,117,000	296,300	296,300	357,600	-	357,600	20.69
Trans to Sheriff	149,858,000	152,672,000	152,672,000	149,618,500	1,400,000	151,018,500	(1.08)
Trans to Property Appraiser	5,227,289	5,376,700	5,376,700	5,357,300	-	5,357,300	(0.36)
Trans to Tax Collector	13,563,726	14,512,400	14,512,400	14,222,200	-	14,222,200	(2.00)
Trans to Superv of Elections	2,842,800	3,909,900	3,947,400	3,219,000	-	3,219,000	(17.67)
Trans to 002 Afford Hous Fd	150,000	747,400	696,200	307,500	-	307,500	(58.86)
Trans to 003 Em Disaster Fd	42,200	1,800	1,800	-	-	-	(100.00)
Trans to 101 Transp Op Fd	19,010,000	18,066,900	18,066,900	9,864,700	-	9,864,700	(45.40)
Trans to 111 Unincorp Gen Fd	225,000	225,000	225,000	154,900	-	154,900	(31.16)
Trans to 112 Landscape Fd	896,896	-	-	-	-	-	na
Trans to 113 Com Dev Fd	9,800	-	-	-	-	-	na
Trans to 116 Misc Grant Fd	25,800	30,100	27,700	15,400	-	15,400	(48.84)
Trans to 123 Serv for Sr Fd	141,000	146,400	146,400	146,400	-	146,400	0
Trans to 144 Isles of Capri Fire Fd	5,300	5,300	5,300	-	-	-	(100.00)
Trans to 186 Immok Redev Fd	655,900	728,900	728,900	674,700	-	674,700	(7.44)
Trans to 187 Bayshore Redev Fd	1,601,300	1,880,300	1,880,300	1,711,700	-	1,711,700	(8.97)
Trans to 188 800 MHz Fd	155,700	100,400	100,400	291,700	-	291,700	190.54
Trans to 198 Museum Fd	225,000	-	-	-	-	-	na
Trans to Debt Serv Fds	45,400	-	-	-	-	-	na
Trans to 210 Debt Serv Fd	401,700	2,506,100	2,506,100	2,517,300	-	2,517,300	0.45
Trans to 215 Debt Serv Fd	1,045,700	1,043,500	1,043,500	1,025,300	-	1,025,300	(1.74)
Trans to 216 Debt Serv Fd	3,891,800	3,134,900	3,134,900	3,074,000	-	3,074,000	(1.94)
Trans to 299 Debt Serv Fd	1,775,745	734,300	734,300	1,651,200	-	1,651,200	124.87
Trans to Cap Proj	500,000	500,000	500,000	200,000	-	200,000	(60.00)
Trans to 301 Co Wide Cap Fd	32,179,700	20,425,200	20,425,200	18,632,200	-	18,632,200	(8.78)
Trans to 306 Parks Cap Fd	655,000	300,000	300,000	667,500	-	667,500	122.50
Trans to 313 Gas Tax Cap Fd	30,100,000	24,000,000	24,000,000	23,509,100	-	23,509,100	(2.05)
Trans to 324 Stormw Op Fd	1,444,900	930,500	930,500	922,800	-	922,800	(0.83)
Trans to 325 Stormw Cap Fd	9,062,600	12,395,400	12,395,400	12,147,500	-	12,147,500	(2.00)
Trans to Enterprise Fds	750,000	750,000	-	-	-	-	(100.00)
Trans to 426 CAT Mass Transit Fd	602,300	1,128,000	1,128,000	610,400	-	610,400	(45.89)
Trans to 427 Transp Disadv Fd	1,710,300	1,812,900	1,812,900	1,776,600	-	1,776,600	(2.00)
Trans to 490 EMS Fd	10,832,800	13,311,800	18,087,000	12,049,300	-	12,049,300	(9.48)
Trans to 495 Airport Op Fd	765,400	605,400	-	-	-	-	(100.00)
Trans to 496 Airport Cap Fd	119,100	58,700	-	-	-	-	(100.00)
Trans to Internal Serv Fds	188,100	-	-	-	-	-	na
Trans to 521 Fleet Mgt Fd	44,400	-	-	-	-	-	na
Trans to 681 Court Serv Fds	621,951	752,400	1,237,500	971,800	-	971,800	29.16
Reserves For Contingencies	-	8,206,500	-	9,834,400	(1,914,100)	7,920,300	(3.49)
Reserves For Capital	-	5,638,500	-	-	-	-	(100.00)
Reserves For Cash Flow	-	8,000,000	-	9,620,900	-	9,620,900	20.26
Reserve for Attrition	-	(1,339,000)	-	-	-	-	(100.00)
Total Appropriations	377,777,851	391,281,800	370,676,800	369,920,400	-	369,920,400	(5.5%)

**Collier County Government
Fiscal Year 2009 Fund Budget Summary**

General Fund (001)

Revenue	FY 2007 Actual	FY 2008 Adopted	FY 2008 Forecast	FY 2009 Current	FY 2009 Expanded	FY 2009 Adopted	FY 2009 Change
Net Cost General Fund	(79,053,988)	-	(44,970,300)	-	-	-	na
Ad Valorem Taxes	266,207,479	260,535,000	248,000,000	249,156,700	-	249,156,700	(4.37)
Delinquent Ad Valorem Taxes	81,049	75,000	50,000	50,000	-	50,000	(33.33)
Tax Deed Sales	42	25,000	-	-	-	-	(100.00)
Local Gas Taxes	582	-	-	-	-	-	na
Licenses & Permits	155,350	161,000	159,000	161,000	-	161,000	0
Intergovernmental Revenues	993,929	473,000	1,002,700	1,001,700	-	1,001,700	111.78
State Revenue Sharing	9,159,765	9,489,500	7,781,400	7,781,400	-	7,781,400	(18.00)
State Sales Tax	32,568,173	35,700,000	29,274,000	29,274,000	-	29,274,000	(18.00)
SFWM/Big Cypress Revenue	1,000,000	1,000,000	1,000,000	1,000,000	-	1,000,000	0
FEMA - Fed Emerg Mgt Agency	4,286,667	-	127,300	-	-	-	na
Fed Payment In Lieu of Taxes	741,280	750,000	750,000	750,000	-	750,000	0
Charges For Services	9,892,550	10,511,100	10,168,200	10,932,800	-	10,932,800	4.01
Fines & Forfeitures	594,834	575,700	400,000	522,100	-	522,100	(9.31)
Miscellaneous Revenues	1,468,053	461,800	465,800	298,800	-	298,800	(35.30)
Interest/Misc	37,146,856	18,500,000	18,750,000	21,250,000	-	21,250,000	14.86
Indirect Service Charge	9,127,300	9,709,600	9,709,600	9,460,700	-	9,460,700	(2.56)
Other Financing Sources	2,300,804	-	-	-	-	-	na
Other Financing Sources	18,152	-	-	-	-	-	na
Reimb From Other Depts	2,795,520	2,399,700	2,274,200	1,831,600	-	1,831,600	(23.67)
Property & Casualty Billings	3,913	6,300	6,300	-	-	-	(100.00)
Workers Comp Billings	1,288	3,600	3,600	-	-	-	(100.00)
Trans frm Clerk of Courts	1,164,282	-	-	-	-	-	na
Trans frm Property Appraiser	886,766	200,000	200,000	200,000	-	200,000	0
Trans frm Sheriff	71,699	-	-	-	-	-	na
Trans frm Tax Collector	8,626,344	5,500,000	7,000,000	5,500,000	-	5,500,000	0
Trans frm Superv Of Elections	186,398	200,000	280,000	200,000	-	200,000	0
Trans fm 111 MSTD Gen Fd	389,600	639,100	639,100	511,400	-	511,400	(19.98)
Trans fm 113 Comm Dev Fd	126,200	134,500	134,500	92,400	-	92,400	(31.30)
Trans fm 114 Pollutn Ctrl Fd	5,200	32,200	32,200	24,400	-	24,400	(24.22)
Trans fm 178 Court IT Fee Fd	308,300	271,400	260,800	272,700	-	272,700	0.48
Trans fm 195 TDC Cap Fd	133,800	194,100	194,100	191,200	-	191,200	(1.49)
Trans fm 198 Museum Fd	9,872	59,800	59,800	59,800	-	59,800	0
Trans fm 313 Gax Tax Cap Fd	202,800	248,000	248,000	253,200	-	253,200	2.10
Trans fm 408 Water / Sewer Fd	341,500	278,500	278,500	305,100	-	305,100	9.55
Trans fm 470 Solid Waste Fd	-	74,200	74,200	66,900	-	66,900	(9.84)
Trans fm 473 Mand Collct Fd	-	-	-	2,700	-	2,700	na
Carry Forward	65,835,490	50,107,000	76,323,800	44,970,300	-	44,970,300	(10.25)
Negative 5% Revenue Reserve	-	(17,033,300)	-	(16,200,500)	-	(16,200,500)	(4.89)
Total Funding	377,777,851	391,281,800	370,676,800	369,920,400	-	369,920,400	(5.5%)

Impact Fee Deferral Program (002)

Fund Type: **General Fund**

Description: **Provides funding to reimburse the water and sewer impact fee funds for impact fees waived in support of affordable housing initiatives.**

Appropriation Unit	FY 2007 Actual	FY 2008 Adopted	FY 2008 Forecast	FY 2009 Current	FY 2009 Expanded	FY 2009 Adopted	FY 2009 Change
Grants and Aid	-	750,000	750,000	307,500	-	307,500	(59.00)
Total Appropriations	-	750,000	750,000	307,500	-	307,500	(59.0%)
Revenue	FY 2007 Actual	FY 2008 Adopted	FY 2008 Forecast	FY 2009 Current	FY 2009 Expanded	FY 2009 Adopted	FY 2009 Change
Interest/Misc	60	-	-	-	-	-	na
Trans fm 001 Gen Fund	150,000	747,400	696,200	307,500	-	307,500	(58.86)
Carry Forward	252,615	2,600	53,800	-	-	-	(100.00)
Total Funding	402,675	750,000	750,000	307,500	-	307,500	(59.0%)

**Collier County Government
Fiscal Year 2009 Fund Budget Summary**

Emergency Relief Fund (003)

Fund Type: **General Fund**

Description: **To lessen the financial impact on operating budgets from the various departments that contribute to a disaster response, the BCC approved an emergency measures account be established and funded to cover the gap in response cost that may not meet the established damage minimums for FEMA reimbursement.**

Appropriation Unit	FY 2007 Actual	FY 2008 Adopted	FY 2008 Forecast	FY 2009 Current	FY 2009 Expanded	FY 2009 Adopted	FY 2009 Change
Reserves For Contingencies	-	500,000	-	500,000	-	500,000	0
Total Appropriations	-	500,000	-	500,000	-	500,000	0 %
Revenue	FY 2007 Actual	FY 2008 Adopted	FY 2008 Forecast	FY 2009 Current	FY 2009 Expanded	FY 2009 Adopted	FY 2009 Change
Trans fm 001 Gen Fund	42,200	1,800	1,800	-	-	-	(100.00)
Carry Forward	456,054	498,200	498,200	500,000	-	500,000	0.36
Total Funding	498,254	500,000	500,000	500,000	-	500,000	0 %

Clerk of Courts (011)

Fund Type: **General Fund**

Description: **This is a Constitutional Officer Fund for the Clerk of Courts, a sub-fund of the General Fund.**

Appropriation Unit	FY 2007 Actual	FY 2008 Adopted	FY 2008 Forecast	FY 2009 Current	FY 2009 Expanded	FY 2009 Adopted	FY 2009 Change
Personal Services	-	3,097,400	119,200	124,300	-	124,300	(95.99)
Operating Expense	-	1,741,300	144,800	233,300	-	233,300	(86.60)
Capital Outlay	-	296,900	-	-	-	-	(100.00)
Trans to General Fund	-	-	32,300	-	-	-	na
Reserves For Contingencies	-	720,000	-	-	-	-	(100.00)
Total Appropriations	-	5,855,600	296,300	357,600	-	357,600	(93.9%)
Revenue	FY 2007 Actual	FY 2008 Adopted	FY 2008 Forecast	FY 2009 Current	FY 2009 Expanded	FY 2009 Adopted	FY 2009 Change
Charges For Services	-	5,247,500	-	-	-	-	(100.00)
Interest/Misc	-	532,300	-	-	-	-	(100.00)
Trans frm Board	-	296,300	296,300	357,600	-	357,600	20.69
Trans fm 178 Court IT Fee Fd	-	68,500	-	-	-	-	(100.00)
Negative 5% Revenue Reserve	-	(289,000)	-	-	-	-	(100.00)
Total Funding	-	5,855,600	296,300	357,600	-	357,600	(93.9%)

Sheriff (040)

Fund Type: **General Fund**

Description: **This is a Constitutional Officer Fund for the Sheriff, a sub-fund of the General Fund.**

Appropriation Unit	FY 2007 Actual	FY 2008 Adopted	FY 2008 Forecast	FY 2009 Current	FY 2009 Expanded	FY 2009 Adopted	FY 2009 Change
Personal Services	-	129,962,300	122,870,400	129,086,900	980,600	130,067,500	0.08
Operating Expense	-	23,478,600	25,394,200	23,595,300	143,200	23,738,500	1.11
Capital Outlay	-	4,487,600	4,385,000	1,853,800	276,200	2,130,000	(52.54)
Trans to General Fund	-	-	22,400	-	-	-	na
Reserve for Attrition	-	(5,256,500)	-	(4,917,500)	-	(4,917,500)	(6.45)
Total Appropriations	-	152,672,000	152,672,000	149,618,500	1,400,000	151,018,500	(1.1%)
Revenue	FY 2007 Actual	FY 2008 Adopted	FY 2008 Forecast	FY 2009 Current	FY 2009 Expanded	FY 2009 Adopted	FY 2009 Change
Trans frm Board	-	152,672,000	152,672,000	149,618,500	1,400,000	151,018,500	(1.08)
Total Funding	-	152,672,000	152,672,000	149,618,500	1,400,000	151,018,500	(1.1%)

**Collier County Government
Fiscal Year 2009 Fund Budget Summary**

Property Appraiser (060)

Fund Type: **General Fund**

Description: **This is a Constitutional Officer Fund for the Property Appraiser, a sub-fund of the General Fund.**

Appropriation Unit	FY 2007 Actual	FY 2008 Adopted	FY 2008 Forecast	FY 2009 Current	FY 2009 Expanded	FY 2009 Adopted	FY 2009 Change
Personal Services	-	4,913,800	4,913,800	5,190,600	-	5,190,600	5.63
Operating Expense	-	1,558,300	1,558,300	1,442,200	-	1,442,200	(7.45)
Capital Outlay	-	209,100	209,100	50,000	-	50,000	(76.09)
Total Appropriations	-	6,681,200	6,681,200	6,682,800	-	6,682,800	0 %
Revenue	FY 2007 Actual	FY 2008 Adopted	FY 2008 Forecast	FY 2009 Current	FY 2009 Expanded	FY 2009 Adopted	FY 2009 Change
Trans frm Board	-	5,951,300	5,951,300	5,933,000	-	5,933,000	(0.31)
Trans frm Independ Special District	-	729,900	729,900	749,800	-	749,800	2.73
Total Funding	-	6,681,200	6,681,200	6,682,800	-	6,682,800	0 %

Tax Collector (070)

Fund Type: **General Fund**

Description: **This is a Constitutional Officer Fund for the Tax Collector, a sub-fund of the General Fund.**

Appropriation Unit	FY 2007 Actual	FY 2008 Adopted	FY 2008 Forecast	FY 2009 Current	FY 2009 Expanded	FY 2009 Adopted	FY 2009 Change
Personal Services	-	9,207,900	-	9,885,800	-	9,885,800	7.36
Operating Expense	-	2,236,400	-	2,445,900	-	2,445,900	9.37
Capital Outlay	-	103,400	-	59,100	-	59,100	(42.84)
Grants and Aid	-	11,009,500	-	9,229,000	-	9,229,000	(16.17)
Total Appropriations	-	22,557,200	-	21,619,800	-	21,619,800	(4.2%)
Revenue	FY 2007 Actual	FY 2008 Adopted	FY 2008 Forecast	FY 2009 Current	FY 2009 Expanded	FY 2009 Adopted	FY 2009 Change
Charges For Services	-	21,912,200	-	21,154,800	-	21,154,800	(3.46)
Interest/Misc	-	645,000	-	465,000	-	465,000	(27.91)
Total Funding	-	22,557,200	-	21,619,800	-	21,619,800	(4.2%)

Supervisor of Elections (080)

Fund Type: **General Fund**

Description: **This is a Constitutional Officer Fund for the Supervisor of Elections, a sub-fund of the General Fund.**

Appropriation Unit	FY 2007 Actual	FY 2008 Adopted	FY 2008 Forecast	FY 2009 Current	FY 2009 Expanded	FY 2009 Adopted	FY 2009 Change
Personal Services	1,449,525	1,728,500	1,728,500	1,801,900	-	1,801,900	4.25
Operating Expense	1,161,845	2,177,900	1,963,700	1,389,600	-	1,389,600	(36.20)
Capital Outlay	37,664	3,500	5,200	52,500	-	52,500	1,400.00
Trans to General Fund	193,766	-	280,000	-	-	-	na
Total Appropriations	2,842,800	3,909,900	3,977,400	3,244,000	-	3,244,000	(17.0%)
Revenue	FY 2007 Actual	FY 2008 Adopted	FY 2008 Forecast	FY 2009 Current	FY 2009 Expanded	FY 2009 Adopted	FY 2009 Change
Interest/Misc	-	-	30,000	25,000	-	25,000	na
Trans frm Board	2,842,800	3,909,900	3,947,400	3,219,000	-	3,219,000	(17.67)
Total Funding	2,842,800	3,909,900	3,977,400	3,244,000	-	3,244,000	(17.0%)

**Collier County Government
Fiscal Year 2009 Fund Budget Summary**

Supervisor of Elections Grant Fund (081)

Fund Type: **General Fund**

Description: **This is a Constitutional Officer Fund for the Supervisor of Elections, a sub-fund of the General Fund.**

Appropriation Unit	FY 2007 Actual	FY 2008 Adopted	FY 2008 Forecast	FY 2009 Current	FY 2009 Expanded	FY 2009 Adopted	FY 2009 Change
Operating Expense	24,659	-	-	100,300	-	100,300	na
Total Appropriations	24,659	-	-	100,300	-	100,300	na
Revenue	FY 2007 Actual	FY 2008 Adopted	FY 2008 Forecast	FY 2009 Current	FY 2009 Expanded	FY 2009 Adopted	FY 2009 Change
Intergovernmental Revenues	24,271	-	-	-	-	-	na
Interest/Misc	8,645	-	-	-	-	-	na
Trans fm General Fund	7,368	-	-	-	-	-	na
Carry Forward	-	-	-	100,300	-	100,300	na
Total Funding	40,284	-	-	100,300	-	100,300	na

Transportation Services (101)

Fund Type: **Special Revenue**

Description: **This fund was established for the maintenance of roads and bridges in Collier County. The principal funding sources are gas taxes and a subsidy from the General Fund. As gas taxes have been reallocated to road construction, the General Fund subsidy has increased.**

Appropriation Unit	FY 2007 Actual	FY 2008 Adopted	FY 2008 Forecast	FY 2009 Current	FY 2009 Expanded	FY 2009 Adopted	FY 2009 Change
Personal Services	13,994,287	13,993,300	13,881,200	13,182,400	-	13,182,400	(5.79)
Operating Expense	5,208,184	7,461,700	6,049,000	8,428,600	-	8,428,600	12.96
Indirect Cost Reimburs	451,300	477,700	477,700	429,900	-	429,900	(10.01)
Capital Outlay	1,686,316	2,463,000	2,529,100	1,013,300	-	1,013,300	(58.86)
Trans to 163 Baysh/Av Beaut Fd	40,000	40,000	40,000	40,000	-	40,000	0
Trans to 216 Debt Serv Fd	363,200	362,300	362,300	363,500	-	363,500	0.33
Trans to 313 Gas Tax Cap Fd	500,000	-	-	-	-	-	na
Reserves For Contingencies	-	586,000	-	311,400	-	311,400	(46.86)
Reserves For Cash Flow	-	50,000	-	50,000	-	50,000	0
Reserve for Attrition	-	(585,000)	-	-	-	-	(100.00)
Total Appropriations	22,243,286	24,849,000	23,339,300	23,819,100	-	23,819,100	(4.1%)
Revenue	FY 2007 Actual	FY 2008 Adopted	FY 2008 Forecast	FY 2009 Current	FY 2009 Expanded	FY 2009 Adopted	FY 2009 Change
Net Cost Road and Bridge	(4,217,683)	-	(2,658,200)	-	-	-	na
Licenses & Permits	521,750	590,200	550,200	534,000	-	534,000	(9.52)
Intergovernmental Revenues	2,391,893	2,150,300	2,160,300	2,193,300	-	2,193,300	2.00
Charges For Services	232,352	52,900	-	24,200	-	24,200	(54.25)
Miscellaneous Revenues	442,888	44,900	155,400	210,100	-	210,100	367.93
Interest/Misc	44,093	-	-	-	-	-	na
Reimb From Other Depts	7,902	4,000	-	-	-	-	(100.00)
Trans fm 001 Gen Fund	19,010,000	18,066,900	18,066,900	9,864,700	-	9,864,700	(45.40)
Trans fm 111 MSTD Gen Fd	-	-	-	7,693,500	-	7,693,500	na
Trans fm 131 Dev Serv Fd	383,100	247,900	247,900	247,900	-	247,900	0
Trans fm 313 Gax Tax Cap Fd	554,500	604,600	604,600	450,700	-	450,700	(25.45)
Trans fm 325 Stormwater Cap Fd	-	165,600	165,600	-	-	-	(100.00)
Carry Forward	2,872,491	2,976,100	4,046,600	2,658,200	-	2,658,200	(10.68)
Negative 5% Revenue Reserve	-	(54,400)	-	(57,500)	-	(57,500)	5.70
Total Funding	22,243,286	24,849,000	23,339,300	23,819,100	-	23,819,100	(4.1%)

Affordable Housing (105)

Fund Type: **Special Revenue**

Description:

Revenue	FY 2007 Actual	FY 2008 Adopted	FY 2008 Forecast	FY 2009 Current	FY 2009 Expanded	FY 2009 Adopted	FY 2009 Change
Miscellaneous Revenues	56,000	-	-	-	-	-	na
Interest/Misc	506	-	-	-	-	-	na
Total Funding	56,506	-	-	-	-	-	na

**Collier County Government
Fiscal Year 2009 Fund Budget Summary**

Housing Density Bonus (106)

Fund Type: **Special Revenue**

Description:

Revenue	FY 2007 Actual	FY 2008 Adopted	FY 2008 Forecast	FY 2009 Current	FY 2009 Expanded	FY 2009 Adopted	FY 2009 Change
Charges For Services	22,616	-	-	-	-	-	na
Interest/Misc	199	-	-	-	-	-	na
Total Funding	22,815	-	-	-	-	-	na

Pelican Bay Beautification MSTUBU (109)

Fund Type: **Special Revenue**

Description: **Provides water management and community beautification services to Pelican Bay residents, with principal revenue from assessments.**

Appropriation Unit	FY 2007 Actual	FY 2008 Adopted	FY 2008 Forecast	FY 2009 Current	FY 2009 Expanded	FY 2009 Adopted	FY 2009 Change
Personal Services	981,917	1,036,500	1,048,800	1,084,800	-	1,084,800	4.66
Operating Expense	1,106,912	1,208,600	1,155,200	1,215,200	-	1,215,200	0.55
Indirect Cost Reimburs	127,200	139,100	139,100	108,600	-	108,600	(21.93)
Capital Outlay	51,414	119,000	128,100	68,800	-	68,800	(42.18)
Trans to Property Appraiser	11,680	72,000	41,000	67,000	-	67,000	(6.94)
Trans to Tax Collector	50,832	77,600	43,300	70,000	-	70,000	(9.79)
Reserves For Contingencies	-	786,400	-	300,000	-	300,000	(61.85)
Reserves For Capital	-	380,500	-	835,100	-	835,100	119.47
Total Appropriations	2,329,955	3,819,700	2,555,500	3,749,500	-	3,749,500	(1.8%)

Revenue	FY 2007 Actual	FY 2008 Adopted	FY 2008 Forecast	FY 2009 Current	FY 2009 Expanded	FY 2009 Adopted	FY 2009 Change
Charges For Services	42	1,500	2,500	1,500	-	1,500	0
Miscellaneous Revenues	76,315	-	2,400	-	-	-	na
Interest/Misc	121,410	50,300	51,600	47,800	-	47,800	(4.97)
Assessments	2,545,052	2,508,300	2,497,500	2,261,400	-	2,261,400	(9.84)
Other Financing Sources	-	-	-	-	-	-	na
Trans frm Property Appraiser	1,087	-	-	-	-	-	na
Trans frm Tax Collector	24,825	-	-	-	-	-	na
Carry Forward	1,135,243	1,391,700	1,559,300	1,557,800	-	1,557,800	11.94
Negative 5% Revenue Reserve	-	(132,100)	-	(119,000)	-	(119,000)	(9.92)
Total Funding	3,903,974	3,819,700	4,113,300	3,749,500	-	3,749,500	(1.8%)

Pelican Bay Security (110)

Fund Type: **Special Revenue**

Description: **Through a contractual agreement with the Sheriff's Office, one Deputy is assigned to Pelican Bay around the clock. Funding is provided through taxes levied in the Pelican Bay Street Lighting Fund.**

Appropriation Unit	FY 2007 Actual	FY 2008 Adopted	FY 2008 Forecast	FY 2009 Current	FY 2009 Expanded	FY 2009 Adopted	FY 2009 Change
Non Cash Year End Entry	251,315	-	-	-	-	-	na
Trans to Special Rev Fds	243,300	7,300	600	-	-	-	(100.00)
Total Appropriations	494,615	7,300	600	-	-	-	(100.00)

Revenue	FY 2007 Actual	FY 2008 Adopted	FY 2008 Forecast	FY 2009 Current	FY 2009 Expanded	FY 2009 Adopted	FY 2009 Change
Interest/Misc	3,216	-	-	-	-	-	na
Carry Forward	490,654	7,300	-	-	-	-	(100.00)
Total Funding	493,870	7,300	-	-	-	-	(100.00)

Collier County Government
Fiscal Year 2009 Fund Budget Summary

MSTD General Fund - Unincorporated Areas (111)

Fund Type: **Special Revenue**

Description: **Accounts for municipal type services provided in the unincorporated area of Collier County and is supported primarily by ad valorem taxes. Services provided include planning and zoning, code enforcement, and parks and recreation.**

Appropriation Unit	FY 2007 Actual	FY 2008 Adopted	FY 2008 Forecast	FY 2009 Current	FY 2009 Expanded	FY 2009 Adopted	FY 2009 Change
Personal Services	14,187,364	15,185,900	14,913,400	14,607,400	-	14,607,400	(3.81)
Operating Expense	11,487,032	14,313,700	14,606,100	12,877,900	-	12,877,900	(10.03)
Indirect Cost Reimburs	2,987,700	2,991,200	2,991,200	2,689,300	-	2,689,300	(10.09)
Capital Outlay	9,307,179	9,000,700	9,620,000	5,584,500	-	5,584,500	(37.95)
Remittances	-	-	-	500,000	-	500,000	na
Trans to Property Appraiser	252,744	283,500	283,500	283,500	-	283,500	0
Trans to Tax Collector	850,556	819,500	819,500	819,500	-	819,500	0
Trans to General Fund	389,600	639,100	639,100	511,400	-	511,400	(19.98)
Trans to Special Rev Fds	15,221	-	-	5,000	-	5,000	na
Trans to 101 Transp Op Fd	-	-	-	7,693,500	-	7,693,500	na
Trans to 112 Landscape Fd	5,280,800	1,848,200	1,848,200	206,200	-	206,200	(88.84)
Trans to 113 Com Dev Fd	210,000	80,000	80,000	140,000	-	140,000	75.00
Trans to 130 GG Com Ctr Fd	670,700	594,300	594,300	525,200	-	525,200	(11.63)
Trans to 131 Plan Serv Fd	107,000	280,000	280,000	437,700	-	437,700	56.32
Trans to 186 Immok Redev Fd	147,900	160,100	160,100	148,200	-	148,200	(7.43)
Trans to 187 Bayshore Redev Fd	361,100	413,000	413,000	376,000	-	376,000	(8.96)
Trans to 195 TDC Fd	40,000	-	-	-	-	-	na
Trans to 301 Co Wide Cap Fd	815,500	798,500	798,500	96,600	-	96,600	(87.90)
Trans to 306 Parks Cap Fd	1,875,300	1,483,200	1,483,200	1,685,000	-	1,685,000	13.61
Trans to 313 Gas Tax Cap Fd	250,000	-	-	-	-	-	na
Trans to 320 Clam Bay Cap Fd	256,000	214,000	214,000	214,000	-	214,000	0
Trans to 325 Stormw Cap Fd	77,000	-	-	-	-	-	na
Reserves For Contingencies	-	2,210,000	-	1,453,500	-	1,453,500	(34.23)
Reserves For Capital	-	4,386,400	-	-	-	-	(100.00)
Reserves For Cash Flow	-	250,000	-	1,400,000	-	1,400,000	460.00
Reserve for Attrition	-	(509,800)	-	-	-	-	(100.00)
Total Appropriations	49,568,696	55,441,500	49,744,100	52,254,400	-	52,254,400	(5.7%)
Revenue	FY 2007 Actual	FY 2008 Adopted	FY 2008 Forecast	FY 2009 Current	FY 2009 Expanded	FY 2009 Adopted	FY 2009 Change
Net Cost MSTD General Fund	(12,773,467)	-	(8,475,500)	-	-	-	na
Ad Valorem Taxes	37,674,047	37,058,300	35,404,200	35,416,600	-	35,416,600	(4.43)
Delinquent Ad Valorem Taxes	14,752	15,000	15,000	15,000	-	15,000	0
Licenses & Permits	1,206,504	1,353,800	1,394,700	1,442,000	-	1,442,000	6.51
CATV Franchise Fees	5,074,746	4,600,000	5,074,800	5,100,000	-	5,100,000	10.87
Intergovernmental Revenues	61,300	-	-	-	-	-	na
Charges For Services	2,398,041	2,733,700	2,470,700	2,662,300	-	2,662,300	(2.61)
Fines & Forfeitures	386,991	710,000	505,000	446,000	-	446,000	(37.18)
Miscellaneous Revenues	183,729	93,100	130,700	97,100	-	97,100	4.30
Interest/Misc	182,420	52,000	52,000	71,600	-	71,600	37.69
Assessments	42,097	35,000	10,000	25,000	-	25,000	(28.57)
Reimb From Other Depts	199	-	-	-	-	-	na
Fleet Revenue Billings	61	-	-	-	-	-	na
Trans frm Property Appraiser	42,876	100,000	42,800	100,000	-	100,000	0
Trans frm Tax Collector	430,609	150,000	430,600	150,000	-	150,000	0
Trans fm 001 Gen Fund	225,000	225,000	225,000	154,900	-	154,900	(31.16)
Trans fm Special Rev Fds	150,000	6,300	7,900	13,700	-	13,700	117.46
Trans fm 113 Comm Dev Fd	364,700	-	-	-	-	-	na
Trans fm 131 Dev Serv Fd	1,334,500	390,700	311,400	232,200	-	232,200	(40.57)
Trans fm 153 G Gate Beaut Fd	21,400	22,500	22,500	12,700	-	12,700	(43.56)
Trans fm 143 Vander Beaut Fd	21,400	21,900	21,900	23,000	-	23,000	5.02
Trans fm 158 Radio Rd Beaut Fd	21,400	22,500	22,500	23,700	-	23,700	5.33
Trans fm 151 Sable Palm Rd Ex Fd	2,500	2,300	2,300	2,400	-	2,400	4.35
Trans fm 152 Lely Golf Beaut Fd	21,400	22,500	22,500	23,700	-	23,700	5.33
Trans fm 159 Forest Lake Fd	21,400	22,500	22,500	23,700	-	23,700	5.33
Trans fm 162 Immokalee Beaut Fd	21,400	22,500	22,500	23,700	-	23,700	5.33
Trans fm 163 Baysh/Av Beaut Fd	21,400	21,500	21,500	22,500	-	22,500	4.65
Trans fm 186 Immok Redev Fd	85,700	-	-	-	-	-	na
Carry Forward	12,331,591	10,092,900	11,986,600	8,475,500	-	8,475,500	(16.03)
Negative 5% Revenue Reserve	-	(2,332,500)	-	(2,302,900)	-	(2,302,900)	(1.27)
Total Funding	49,568,696	55,441,500	49,744,100	52,254,400	-	52,254,400	(5.7%)

**Collier County Government
Fiscal Year 2009 Fund Budget Summary**

MSTD Landscaping Projects (112)

Fund Type: **Special Revenue**

Description: **Accounts for municipal type services provided in the unincorporated area of Collier County and is supported primarily by ad valorem taxes. Services provided include maintenance of landscaped, non-landscaped, and roadsides on selected County roadways.**

Appropriation Unit	FY 2007 Actual	FY 2008 Adopted	FY 2008 Forecast	FY 2009 Current	FY 2009 Expanded	FY 2009 Adopted	FY 2009 Change
Operating Expense	5,247,172	240,000	683,200	2,349,800	-	2,349,800	879.08
Indirect Cost Reimburs	73,100	93,800	93,800	174,200	-	174,200	85.71
Capital Outlay	3,218,198	1,608,200	804,900	-	-	-	(100.00)
Trans to 313 Gas Tax Cap Fd	1,148,493	-	621,700	-	-	-	na
Total Appropriations	9,686,963	1,942,000	2,203,600	2,524,000	-	2,524,000	30.0%

Revenue	FY 2007 Actual	FY 2008 Adopted	FY 2008 Forecast	FY 2009 Current	FY 2009 Expanded	FY 2009 Adopted	FY 2009 Change
Intergovernmental Revenues	439,016	-	99,500	448,000	-	448,000	na
Charges For Services	480	-	-	-	-	-	na
Miscellaneous Revenues	84,741	93,800	-	-	-	-	(100.00)
Interest/Misc	43,088	-	100	-	-	-	na
Reimb From Other Depts	30,071	-	-	-	-	-	na
Trans fm 001 Gen Fund	896,896	-	-	-	-	-	na
Trans fm 111 MSTD Gen Fd	5,280,800	1,848,200	1,848,200	206,200	-	206,200	(88.84)
Carry Forward	5,071,392	-	2,125,600	1,869,800	-	1,869,800	na
Total Funding	11,846,484	1,942,000	4,073,400	2,524,000	-	2,524,000	30.0%

**Collier County Government
Fiscal Year 2009 Fund Budget Summary**

Community Development (113)

Fund Type: **Special Revenue**

Description: **Accounts for costs of community development administration, financial management, operations oversight, building permit processing, performing building inspections and contractor licensing. This fund is self-supporting through building permit revenue.**

Appropriation Unit	FY 2007 Actual	FY 2008 Adopted	FY 2008 Forecast	FY 2009 Current	FY 2009 Expanded	FY 2009 Adopted	FY 2009 Change
Personal Services	7,781,791	7,751,300	7,615,100	5,651,700	-	5,651,700	(27.09)
Operating Expense	2,021,065	1,749,400	1,347,600	1,327,000	-	1,327,000	(24.15)
Indirect Cost Reimburs	650,700	851,600	851,600	911,500	-	911,500	7.03
Capital Outlay	255,898	66,800	6,500	1,500	-	1,500	(97.75)
Trans to General Fund	126,200	134,500	134,500	92,400	-	92,400	(31.30)
Trans to 111 Unincorp Gen Fd	364,700	-	-	-	-	-	na
Trans to 114 Pollutn Ctrl Fd	50,000	50,000	-	-	-	-	(100.00)
Trans to 131 Plan Serv Fd	178,000	260,000	260,000	-	-	-	(100.00)
Trans to 210 Debt Serv Fd	253,500	254,100	254,100	253,700	-	253,700	(0.16)
Trans to 215 Debt Serv Fd	4,818,746	-	-	-	-	-	na
Trans to 299 Debt Serv Fd	1,497,032	-	-	-	-	-	na
Trans to 301 Co Wide Cap Fd	357,100	353,700	353,700	39,400	-	39,400	(88.86)
Reserves For Contingencies	-	573,600	-	476,900	-	476,900	(16.86)
Reserves For Capital	-	1,210,900	-	990,800	-	990,800	(18.18)
Reserves For Cash Flow	-	1,147,100	-	826,400	-	826,400	(27.96)
Reserve for Attrition	-	(310,100)	-	-	-	-	(100.00)
Total Appropriations	18,354,732	14,092,900	10,823,100	10,571,300	-	10,571,300	(25.0%)
Revenue	FY 2007 Actual	FY 2008 Adopted	FY 2008 Forecast	FY 2009 Current	FY 2009 Expanded	FY 2009 Adopted	FY 2009 Change
Net Cost Community Development	(5,259,932)	-	(2,743,300)	-	-	-	na
Licenses & Permits	581,754	568,000	560,700	533,000	-	533,000	(6.16)
Building Permits	7,054,324	7,015,000	5,042,000	4,910,000	-	4,910,000	(30.01)
Reinspection Fees	1,873,720	2,300,000	1,596,000	1,200,000	-	1,200,000	(47.83)
Charges For Services	167,446	179,000	134,400	124,000	-	124,000	(30.73)
Miscellaneous Revenues	57,881	33,000	267,700	100,000	-	100,000	203.03
Interest/Misc	592,744	122,000	271,300	173,000	-	173,000	41.80
Reimb From Other Depts	127,554	-	-	-	-	-	na
Trans fm 001 Gen Fund	9,800	-	-	-	-	-	na
Trans fm 111 MSTD Gen Fd	210,000	80,000	80,000	140,000	-	140,000	75.00
Trans fm 131 Dev Serv Fd	516,667	260,000	260,000	-	-	-	(100.00)
Trans fm 172 Conserv Collier Fd	4,000	-	-	-	-	-	na
Trans fm 310 CDES Cap Fd	-	130,000	130,000	1,000,000	-	1,000,000	669.23
Carry Forward	12,418,775	3,916,800	5,224,300	2,743,300	-	2,743,300	(29.96)
Negative 5% Revenue Reserve	-	(510,900)	-	(352,000)	-	(352,000)	(31.10)
Total Funding	18,354,732	14,092,900	10,823,100	10,571,300	-	10,571,300	(25.0%)

**Collier County Government
Fiscal Year 2009 Fund Budget Summary**

Water Pollution Control (114)

Fund Type: **Special Revenue**

Description: **This fund was established by voter referendum, with a maximum millage rate of 0.1000 mill levied countywide.**

Services provided include ground water and surface water monitoring, pollution complaint investigation, laboratory analysis, and wastewater and sludge management.

Appropriation Unit	FY 2007 Actual	FY 2008 Adopted	FY 2008 Forecast	FY 2009 Current	FY 2009 Expanded	FY 2009 Adopted	FY 2009 Change
Personal Services	1,705,572	1,794,400	1,802,400	1,786,600	-	1,786,600	(0.43)
Operating Expense	598,863	640,000	794,600	600,800	-	600,800	(6.13)
Indirect Cost Reimburs	176,300	196,700	196,700	201,400	-	201,400	2.39
Capital Outlay	164,849	135,300	302,200	248,100	-	248,100	83.37
Trans to Property Appraiser	17,520	18,200	18,200	16,800	-	16,800	(7.69)
Trans to Tax Collector	58,627	91,000	91,000	71,400	-	71,400	(21.54)
Trans to General Fund	5,200	32,200	32,200	24,400	-	24,400	(24.22)
Trans to 301 Co Wide Cap Fd	72,900	58,600	58,600	10,300	-	10,300	(82.42)
Trans to 408 Water/Sewer Fd	-	64,300	64,300	54,900	-	54,900	(14.62)
Reserves For Contingencies	-	151,700	-	185,200	-	185,200	22.08
Reserves For Capital	-	385,800	-	500,000	-	500,000	29.60
Reserve for Attrition	-	(73,600)	-	-	-	-	(100.00)
Total Appropriations	2,799,831	3,494,600	3,360,200	3,699,900	-	3,699,900	5.9%

Revenue	FY 2007 Actual	FY 2008 Adopted	FY 2008 Forecast	FY 2009 Current	FY 2009 Expanded	FY 2009 Adopted	FY 2009 Change
Ad Valorem Taxes	2,380,195	2,318,100	2,318,100	2,319,800	-	2,319,800	0.07
Delinquent Ad Valorem Taxes	732	-	100	-	-	-	na
Licenses & Permits	715	800	500	500	-	500	(37.50)
Intergovernmental Revenues	165,293	159,000	159,000	158,500	-	158,500	(0.31)
SFWMD/Big Cypress Revenue	1,620	-	-	-	-	-	na
Charges For Services	331,069	250,200	250,200	339,000	-	339,000	35.49
Miscellaneous Revenues	11,719	-	-	-	-	-	na
Interest/Misc	16,822	400	400	400	-	400	0
Reimb From Other Depts	76,122	18,900	27,500	6,700	-	6,700	(64.55)
Trans frm Property Appraiser	2,973	-	3,000	-	-	-	na
Trans frm Tax Collector	28,636	-	28,600	-	-	-	na
Trans fm Special Rev Fds	92,789	-	-	-	-	-	na
Trans fm 113 Comm Dev Fd	50,000	50,000	-	-	-	-	(100.00)
Carry Forward	1,241,339	853,200	1,589,000	1,016,200	-	1,016,200	19.10
Negative 5% Revenue Reserve	-	(156,000)	-	(141,200)	-	(141,200)	(9.49)
Total Funding	4,400,022	3,494,600	4,376,400	3,699,900	-	3,699,900	5.9%

Sheriff Grants (115)

Fund Type: **Special Revenue**

Description: **This fund includes Sheriff's grants such as local law enforcement and victims assistance.**

Appropriation Unit	FY 2007 Actual	FY 2008 Adopted	FY 2008 Forecast	FY 2009 Current	FY 2009 Expanded	FY 2009 Adopted	FY 2009 Change
Remittances	108,516	220,000	344,800	1,840,500	-	1,840,500	736.59
Total Appropriations	108,516	220,000	344,800	1,840,500	-	1,840,500	736.6%

Revenue	FY 2007 Actual	FY 2008 Adopted	FY 2008 Forecast	FY 2009 Current	FY 2009 Expanded	FY 2009 Adopted	FY 2009 Change
Intergovernmental Revenues	108,516	165,000	336,700	1,026,500	-	1,026,500	522.12
Miscellaneous Revenues	-	-	307,200	-	-	-	na
Trans fm Trust & Agcy Fds	-	-	-	194,100	-	194,100	na
Trans fm 602 Confiscatd Prop	-	55,000	8,100	312,700	-	312,700	468.55
Carry Forward	(2)	-	-	307,200	-	307,200	na
Total Funding	108,514	220,000	652,000	1,840,500	-	1,840,500	736.6%

**Collier County Government
Fiscal Year 2009 Fund Budget Summary**

Miscellaneous Grants (116)

Fund Type: **Special Revenue**

Description: **The County administers a number of miscellaneous grant funds. These include Collier County Extension Services grants, a Retired Senior Volunteers grant, and a Pollution Control grant.**

Appropriation Unit	FY 2007 Actual	FY 2008 Adopted	FY 2008 Forecast	FY 2009 Current	FY 2009 Expanded	FY 2009 Adopted	FY 2009 Change
Personal Services	101,169	112,000	73,600	102,200	-	102,200	(8.75)
Operating Expense	45,550	9,500	9,300	114,800	-	114,800	1,108.42
Capital Outlay	3,457	-	-	-	-	-	na
Trans to 114 Pollutn Ctrl Fd	92,789	-	-	-	-	-	na
Total Appropriations	242,965	121,500	82,900	217,000	-	217,000	78.6%

Revenue	FY 2007 Actual	FY 2008 Adopted	FY 2008 Forecast	FY 2009 Current	FY 2009 Expanded	FY 2009 Adopted	FY 2009 Change
Intergovernmental Revenues	66,881	67,400	67,400	66,100	-	66,100	(1.93)
Charges For Services	44,848	-	42,100	-	-	-	na
Miscellaneous Revenues	25,951	24,000	56,800	24,400	-	24,400	1.67
Interest/Misc	2,025	-	-	-	-	-	na
Trans fm 001 Gen Fund	25,800	30,100	27,700	15,400	-	15,400	(48.84)
Trans fm Trust & Agcy Fds	8,000	-	-	-	-	-	na
Carry Forward	531,802	-	-	111,100	-	111,100	na
Total Funding	705,309	121,500	194,000	217,000	-	217,000	78.6%

Natural Resources (117)

Fund Type: **Special Revenue**

Description: **This fund accounts for Federal and State grants obtained to protect, conserve and restore Collier County's natural resources.**

Appropriation Unit	FY 2007 Actual	FY 2008 Adopted	FY 2008 Forecast	FY 2009 Current	FY 2009 Expanded	FY 2009 Adopted	FY 2009 Change
Operating Expense	43,199	-	80,900	90,000	-	90,000	na
Capital Outlay	2,874	-	-	-	-	-	na
Total Appropriations	46,073	-	80,900	90,000	-	90,000	na

Revenue	FY 2007 Actual	FY 2008 Adopted	FY 2008 Forecast	FY 2009 Current	FY 2009 Expanded	FY 2009 Adopted	FY 2009 Change
Intergovernmental Revenues	36,125	-	170,900	-	-	-	na
Miscellaneous Revenues	6	-	-	-	-	-	na
Interest/Misc	-	-	-	-	-	-	na
Trans fm 111 MSTD Gen Fd	5,000	-	-	-	-	-	na
Carry Forward	9,989	-	-	90,000	-	90,000	na
Total Funding	51,120	-	170,900	90,000	-	90,000	na

**Collier County Government
Fiscal Year 2009 Fund Budget Summary**

Emergency Management Grants (118)

Fund Type: **Special Revenue**

Description: **This fund is established for Emergency Management grants received from the State of Florida, the Department of Homeland Security and the Federal Emergency Management Agency.**

Appropriation Unit	FY 2007 Actual	FY 2008 Adopted	FY 2008 Forecast	FY 2009 Current	FY 2009 Expanded	FY 2009 Adopted	FY 2009 Change
Personal Services	38,163	-	-	2,500	-	2,500	na
Operating Expense	172,793	103,000	177,000	176,000	-	176,000	70.87
Capital Outlay	18,254	-	-	-	-	-	na
Total Appropriations	229,210	103,000	177,000	178,500	-	178,500	73.3%
Revenue	FY 2007 Actual	FY 2008 Adopted	FY 2008 Forecast	FY 2009 Current	FY 2009 Expanded	FY 2009 Adopted	FY 2009 Change
Intergovernmental Revenues	154,805	103,000	154,700	103,000	-	103,000	0
FEMA - Fed Emerg Mgt Agency	62,898	-	-	-	-	-	na
Miscellaneous Revenues	2,977	-	75,500	-	-	-	na
Interest/Misc	66	-	-	-	-	-	na
Trans fm 144 Isle Of Capri Fire Fd	7,859	-	17,100	-	-	-	na
Trans fm 146 Ochopee Fire Fd	1,675	-	5,200	-	-	-	na
Carry Forward	29,479	-	-	75,500	-	75,500	na
Total Funding	259,759	103,000	252,500	178,500	-	178,500	73.3%

Parks And Recreation Food Service Grant (119)

Fund Type: **Special Revenue**

Description: **This fund is used to collect the grant funds and monitor disbursements for the Summer Food Grant Program.**

Appropriation Unit	FY 2007 Actual	FY 2008 Adopted	FY 2008 Forecast	FY 2009 Current	FY 2009 Expanded	FY 2009 Adopted	FY 2009 Change
Personal Services	164,518	253,600	253,600	253,600	-	253,600	0
Operating Expense	300,649	334,800	334,800	943,700	-	943,700	181.87
Capital Outlay	2,811	-	-	-	-	-	na
Total Appropriations	467,978	588,400	588,400	1,197,300	-	1,197,300	103.5%
Revenue	FY 2007 Actual	FY 2008 Adopted	FY 2008 Forecast	FY 2009 Current	FY 2009 Expanded	FY 2009 Adopted	FY 2009 Change
Intergovernmental Revenues	465,167	588,400	588,400	588,400	-	588,400	0
SFWMD/Big Cypress Revenue	2,811	-	-	-	-	-	na
Miscellaneous Revenues	2,907	-	608,900	-	-	-	na
Carry Forward	2	-	-	608,900	-	608,900	na
Total Funding	470,887	588,400	1,197,300	1,197,300	-	1,197,300	103.5%

Community Development Block Grants (121)

Fund Type: **Special Revenue**

Description: **Accounts for Federal and other intergovernmental dollars designed to foster and facilitate active and planned Community Development Block Grant programs. Fund also devotes dollars to affordable housing needs throughout Collier County.**

Appropriation Unit	FY 2007 Actual	FY 2008 Adopted	FY 2008 Forecast	FY 2009 Current	FY 2009 Expanded	FY 2009 Adopted	FY 2009 Change
Personal Services	430,012	-	1,161,200	140,100	-	140,100	na
Operating Expense	91,605	-	45,900	4,997,800	-	4,997,800	na
Capital Outlay	7,813	-	-	-	-	-	na
Grants and Aid	271,269	-	150,000	2,245,000	-	2,245,000	na
Remittances	2,841,466	-	2,785,300	4,933,100	-	4,933,100	na
Total Appropriations	3,642,165	-	4,142,400	12,316,000	-	12,316,000	na
Revenue	FY 2007 Actual	FY 2008 Adopted	FY 2008 Forecast	FY 2009 Current	FY 2009 Expanded	FY 2009 Adopted	FY 2009 Change
Intergovernmental Revenues	3,548,188	-	16,458,400	-	-	-	na
Charges For Services	8,915	-	-	-	-	-	na
Miscellaneous Revenues	91,236	-	-	-	-	-	na
Carry Forward	196,188	-	-	12,316,000	-	12,316,000	na
Total Funding	3,844,528	-	16,458,400	12,316,000	-	12,316,000	na

Collier County Government
Fiscal Year 2009 Fund Budget Summary

Services for Seniors - County Aging Program (123)

Fund Type: **Special Revenue**

Description: **Fund was established to monitor grants and other revenues specifically intended to provide assistance to elderly Collier County Residents.**

Appropriation Unit	FY 2007 Actual	FY 2008 Adopted	FY 2008 Forecast	FY 2009 Current	FY 2009 Expanded	FY 2009 Adopted	FY 2009 Change
Personal Services	613,874	36,500	577,000	41,300	-	41,300	13.15
Operating Expense	956,824	17,700	989,800	1,814,400	-	1,814,400	10,150.85
Remittances	37,547	-	83,400	-	-	-	na
Reserves For Contingencies	-	334,300	-	343,300	-	343,300	2.69
Total Appropriations	1,608,245	388,500	1,650,200	2,199,000	-	2,199,000	466.0%
Revenue	FY 2007 Actual	FY 2008 Adopted	FY 2008 Forecast	FY 2009 Current	FY 2009 Expanded	FY 2009 Adopted	FY 2009 Change
Intergovernmental Revenues	1,420,253	54,600	3,305,600	50,000	-	50,000	(8.42)
Miscellaneous Revenues	34,757	-	27,000	-	-	-	na
Interest/Misc	1,017	-	-	-	-	-	na
Trans fm 001 Gen Fund	141,000	146,400	146,400	146,400	-	146,400	0
Carry Forward	185,822	187,500	173,800	2,002,600	-	2,002,600	968.05
Total Funding	1,782,850	388,500	3,652,800	2,199,000	-	2,199,000	466.0%

Transportation Grants (126)

Fund Type: **Special Revenue**

Description: **Fund is established to monitor grants relating to transportation needs.**

Revenue	FY 2007 Actual	FY 2008 Adopted	FY 2008 Forecast	FY 2009 Current	FY 2009 Expanded	FY 2009 Adopted	FY 2009 Change
Interest/Misc	5,066	-	-	-	-	-	na
Carry Forward	595,549	-	-	-	-	-	na
Total Funding	600,615	-	-	-	-	-	na

MPO Grants (128)

Fund Type: **Special Revenue**

Description: **Accounts for the expenditure of dollars connected with the Metropolitan Planning Organization and other associated transportation management functions in Collier County as mandated by Federal, State and local laws.**

Appropriation Unit	FY 2007 Actual	FY 2008 Adopted	FY 2008 Forecast	FY 2009 Current	FY 2009 Expanded	FY 2009 Adopted	FY 2009 Change
Personal Services	153,387	-	-	-	-	-	na
Operating Expense	555,817	-	-	1,888,600	-	1,888,600	na
Capital Outlay	1,437	-	-	-	-	-	na
Grants and Aid	11	-	-	-	-	-	na
Reserves For Contingencies	-	-	-	5,000	-	5,000	na
Total Appropriations	710,652	-	-	1,893,600	-	1,893,600	na
Revenue	FY 2007 Actual	FY 2008 Adopted	FY 2008 Forecast	FY 2009 Current	FY 2009 Expanded	FY 2009 Adopted	FY 2009 Change
Intergovernmental Revenues	703,825	-	-	-	-	-	na
Interest/Misc	43,333	-	-	-	-	-	na
Trans fm 111 MSTD Gen Fd	10,221	-	-	5,000	-	5,000	na
Carry Forward	60,762	-	-	1,888,600	-	1,888,600	na
Total Funding	818,141	-	-	1,893,600	-	1,893,600	na

**Collier County Government
Fiscal Year 2009 Fund Budget Summary**

Library Grants (129)

Fund Type: **Special Revenue**

Description: **This fund monitors state and federal grants intended specifically for the enhancement of public libraries.**

Appropriation Unit	FY 2007 Actual	FY 2008 Adopted	FY 2008 Forecast	FY 2009 Current	FY 2009 Expanded	FY 2009 Adopted	FY 2009 Change
Operating Expense	296,782	185,000	178,600	130,000	-	130,000	(29.73)
Capital Outlay	88,694	165,000	25,900	650,800	-	650,800	294.42
Reserves For Capital	-	2,900	-	34,800	-	34,800	1,100.00
Total Appropriations	385,475	352,900	204,500	815,600	-	815,600	131.1%
Revenue	FY 2007 Actual	FY 2008 Adopted	FY 2008 Forecast	FY 2009 Current	FY 2009 Expanded	FY 2009 Adopted	FY 2009 Change
Intergovernmental Revenues	384,475	350,000	308,100	200,000	-	200,000	(42.86)
Miscellaneous Revenues	-	-	341,700	-	-	-	na
Interest/Misc	26,686	-	20,000	-	-	-	na
Carry Forward	138,154	2,900	160,300	625,600	-	625,600	21,472.41
Negative 5% Revenue Reserve	-	-	-	(10,000)	-	(10,000)	na
Total Funding	549,316	352,900	830,100	815,600	-	815,600	131.1%

Golden Gate Community Center (130)

Fund Type: **Special Revenue**

Description: **MSTU created to fund initial construction and on-going operations of a community center building within Golden Gate. The primary funding source is ad valorem taxes generated from property owners within the MSTU.**

Appropriation Unit	FY 2007 Actual	FY 2008 Adopted	FY 2008 Forecast	FY 2009 Current	FY 2009 Expanded	FY 2009 Adopted	FY 2009 Change
Personal Services	584,579	529,800	538,500	580,700	-	580,700	9.61
Operating Expense	367,746	440,500	352,100	334,600	-	334,600	(24.04)
Indirect Cost Reimburs	278,600	267,300	267,300	289,200	-	289,200	8.19
Capital Outlay	65,361	-	21,500	2,800	-	2,800	na
Trans to Property Appraiser	3,651	3,400	3,400	3,200	-	3,200	(5.88)
Trans to Tax Collector	8,905	8,600	8,400	9,500	-	9,500	10.47
Reserves For Contingencies	-	61,900	-	66,000	-	66,000	6.62
Reserves For Capital	-	58,700	-	68,600	-	68,600	16.87
Reserve for Attrition	-	(10,600)	-	-	-	-	(100.00)
Total Appropriations	1,308,842	1,359,600	1,191,200	1,354,600	-	1,354,600	(0.4%)
Revenue	FY 2007 Actual	FY 2008 Adopted	FY 2008 Forecast	FY 2009 Current	FY 2009 Expanded	FY 2009 Adopted	FY 2009 Change
Ad Valorem Taxes	441,262	429,800	414,200	381,700	-	381,700	(11.19)
Delinquent Ad Valorem Taxes	20	-	-	-	-	-	na
Charges For Services	163,760	189,600	158,500	187,400	-	187,400	(1.16)
Miscellaneous Revenues	8,658	6,000	6,000	6,000	-	6,000	0
Interest/Misc	26,895	15,000	15,000	15,000	-	15,000	0
Trans frm Property Appraiser	619	-	-	-	-	-	na
Trans frm Tax Collector	4,350	-	-	-	-	-	na
Trans fm 111 MSTD Gen Fd	670,700	594,300	594,300	525,200	-	525,200	(11.63)
Carry Forward	266,387	156,900	271,300	268,100	-	268,100	70.87
Negative 5% Revenue Reserve	-	(32,000)	-	(28,800)	-	(28,800)	(10.00)
Total Funding	1,582,651	1,359,600	1,459,300	1,354,600	-	1,354,600	(0.4%)

**Collier County Government
Fiscal Year 2009 Fund Budget Summary**

Planning Services (131)

Fund Type: **Special Revenue**

Description: **Accounts for costs of community development administration, engineering inspections, environmental permitting reviews as well as various planning functions. Services provided are Planning, Financial Administration, Environmental Review, and Engineering. Revenue is generated from development fees.**

Appropriation Unit	FY 2007 Actual	FY 2008 Adopted	FY 2008 Forecast	FY 2009 Current	FY 2009 Expanded	FY 2009 Adopted	FY 2009 Change
Personal Services	7,021,096	6,312,700	5,974,800	5,303,100	-	5,303,100	(15.99)
Operating Expense	948,744	1,040,400	944,500	606,100	-	606,100	(41.74)
Indirect Cost Reimburs	1,085,700	1,030,200	1,030,200	1,082,500	-	1,082,500	5.08
Capital Outlay	28,589	30,800	5,800	-	-	-	(100.00)
Trans to 101 Transp Op Fd	383,100	247,900	247,900	247,900	-	247,900	0
Trans to 111 Unincorp Gen Fd	1,334,500	390,700	311,400	232,200	-	232,200	(40.57)
Trans to 113 Com Dev Fd	516,667	260,000	260,000	-	-	-	(100.00)
Trans to 301 Co Wide Cap Fd	243,800	219,600	219,600	35,400	-	35,400	(83.88)
Reserves For Contingencies	-	449,900	-	432,200	-	432,200	(3.93)
Reserves For Debt Service	-	966,100	-	966,100	-	966,100	0
Reserves For Capital	-	1,692,000	-	291,900	-	291,900	(82.75)
Reserve for Attrition	-	(239,100)	-	-	-	-	(100.00)
Total Appropriations	11,562,196	12,401,200	8,994,200	9,197,400	-	9,197,400	(25.8%)
Revenue	FY 2007 Actual	FY 2008 Adopted	FY 2008 Forecast	FY 2009 Current	FY 2009 Expanded	FY 2009 Adopted	FY 2009 Change
Net Cost Planning Services	(3,600,250)	-	(2,279,500)	-	-	-	na
Licenses & Permits	3,440,431	4,427,000	3,934,700	3,246,000	-	3,246,000	(26.68)
Reinspection Fees	303,925	360,000	157,600	150,000	-	150,000	(58.33)
Intergovernmental Revenues	-	142,400	-	90,000	-	90,000	(36.80)
Charges For Services	2,965,550	2,969,000	2,769,900	3,009,000	-	3,009,000	1.35
Miscellaneous Revenues	918	-	-	-	-	-	na
Interest/Misc	33,684	-	-	-	-	-	na
Reimb From Other Depts	156,248	180,000	180,000	180,000	-	180,000	0
Trans fm 111 MSTD Gen Fd	107,000	280,000	280,000	437,700	-	437,700	56.32
Trans fm 113 Comm Dev Fd	178,000	260,000	260,000	-	-	-	(100.00)
Trans fm 310 CDES Cap Fd	-	130,000	130,000	130,000	-	130,000	0
Carry Forward	7,976,691	4,040,600	3,561,500	2,279,500	-	2,279,500	(43.59)
Negative 5% Revenue Reserve	-	(387,800)	-	(324,800)	-	(324,800)	(16.25)
Total Funding	11,562,196	12,401,200	8,994,200	9,197,400	-	9,197,400	(25.8%)

Pine Ridge Industrial Park MSTU (132)

Fund Type: **Special Revenue**

Description: **Property owners in specifically defined areas have petitioned the BCC to create a special taxing district. Services provided in these MSTU's include roadway and drainage improvements, storm water drainage, and maintenance of drainage improvements within industrial parks. (Starting in FY 2008, moved the budgeting and accounting of this MSTU to Fund 140)**

Appropriation Unit	FY 2007 Actual	FY 2008 Adopted	FY 2008 Forecast	FY 2009 Current	FY 2009 Expanded	FY 2009 Adopted	FY 2009 Change
Non Cash Year End Entry	1,608,952	-	-	-	-	-	na
Total Appropriations	1,608,952	-	-	-	-	-	na
Revenue	FY 2007 Actual	FY 2008 Adopted	FY 2008 Forecast	FY 2009 Current	FY 2009 Expanded	FY 2009 Adopted	FY 2009 Change
Interest/Misc	71,406	-	-	-	-	-	na
Carry Forward	1,557,302	-	-	-	-	-	na
Total Funding	1,628,708	-	-	-	-	-	na

**Collier County Government
Fiscal Year 2009 Fund Budget Summary**

Pelican Bay Uninsured Asset Restoration Program (133)

Fund Type: **Special Revenue**

Description: **Provides reserve funding for the restoration of Pelican Bay landscaping improvements, in the event of a natural disaster. Funded previously by a transfer from Pelican Bay Fund (109).**

Appropriation Unit	FY 2007 Actual	FY 2008 Adopted	FY 2008 Forecast	FY 2009 Current	FY 2009 Expanded	FY 2009 Adopted	FY 2009 Change
Non Cash Year End Entry	-	-	-	-	-	-	na
Total Appropriations	-	-	-	-	-	-	na
Revenue	FY 2007 Actual	FY 2008 Adopted	FY 2008 Forecast	FY 2009 Current	FY 2009 Expanded	FY 2009 Adopted	FY 2009 Change
Interest/Misc	-	-	-	-	-	-	na
Total Funding	-	-	-	-	-	-	na

Victoria Park Drainage MSTU (134)

Fund Type: **Special Revenue**

Description: **Property owners in specifically defined areas have petitioned the BCC to create a special taxing district. Services provided in these MSTU's include roadway and drainage improvements, storm water drainage, and maintenance of drainage improvements within industrial parks**

Appropriation Unit	FY 2007 Actual	FY 2008 Adopted	FY 2008 Forecast	FY 2009 Current	FY 2009 Expanded	FY 2009 Adopted	FY 2009 Change
Operating Expense	701	3,400	2,500	3,400	-	3,400	0
Indirect Cost Reimburs	1,300	1,100	1,100	1,300	-	1,300	18.18
Capital Outlay	-	24,000	21,500	37,000	-	37,000	54.17
Trans to Property Appraiser	123	200	200	200	-	200	0
Trans to Tax Collector	475	400	400	300	-	300	(25.00)
Reserves For Contingencies	-	-	-	600	-	600	na
Reserves For Capital	-	500	-	-	-	-	(100.00)
Total Appropriations	2,599	29,600	25,700	42,800	-	42,800	44.6%
Revenue	FY 2007 Actual	FY 2008 Adopted	FY 2008 Forecast	FY 2009 Current	FY 2009 Expanded	FY 2009 Adopted	FY 2009 Change
Ad Valorem Taxes	15,992	14,900	14,400	13,300	-	13,300	(10.74)
Interest/Misc	5,625	200	1,000	200	-	200	0
Trans frm Property Appraiser	21	-	-	-	-	-	na
Trans frm Tax Collector	232	-	-	-	-	-	na
Carry Forward	21,400	15,200	40,300	30,000	-	30,000	97.37
Negative 5% Revenue Reserve	-	(700)	-	(700)	-	(700)	0
Total Funding	43,269	29,600	55,700	42,800	-	42,800	44.6%

Naples Park FPL MSTD Fund (135)

Fund Type: **Special Revenue**

Description: **This taxing district was created to fund expenses associated with burying electrical transmission lines within the MSTD boundaries. Upon repayment of County advanced funds, the fund will be closed.**

Appropriation Unit	FY 2007 Actual	FY 2008 Adopted	FY 2008 Forecast	FY 2009 Current	FY 2009 Expanded	FY 2009 Adopted	FY 2009 Change
Non Cash Year End Entry	4	-	-	-	-	-	na
Trans to 313 Gas Tax Cap Fd	1,086	-	-	-	-	-	na
Total Appropriations	1,090	-	-	-	-	-	na
Revenue	FY 2007 Actual	FY 2008 Adopted	FY 2008 Forecast	FY 2009 Current	FY 2009 Expanded	FY 2009 Adopted	FY 2009 Change
Interest/Misc	6	-	-	-	-	-	na
Carry Forward	1,090	-	-	-	-	-	na
Total Funding	1,097	-	-	-	-	-	na

**Collier County Government
Fiscal Year 2009 Fund Budget Summary**

Golden Gate Beautification MSTU (136)

Fund Type: **Special Revenue**

Description: **Provides for maintenance of medians. The principal revenue source is ad valorem taxes, which vary by district according to service standards established by separate citizen advisory committees.**

Appropriation Unit	FY 2007 Actual	FY 2008 Adopted	FY 2008 Forecast	FY 2009 Current	FY 2009 Expanded	FY 2009 Adopted	FY 2009 Change
Operating Expense	5,016	-	-	-	-	-	na
Capital Outlay	187,542	-	-	-	-	-	na
Non Cash Year End Entry	800,710	-	-	-	-	-	na
Total Appropriations	993,268	-	-	-	-	-	na
Revenue	FY 2007 Actual	FY 2008 Adopted	FY 2008 Forecast	FY 2009 Current	FY 2009 Expanded	FY 2009 Adopted	FY 2009 Change
Ad Valorem Taxes	(108)	-	-	-	-	-	na
Miscellaneous Revenues	161	-	-	-	-	-	na
Interest/Misc	46,622	-	-	-	-	-	na
Trans frm Property Appraiser	(544)	-	-	-	-	-	na
Carry Forward	949,057	-	-	-	-	-	na
Total Funding	995,188	-	-	-	-	-	na

North Naples Roadway Fund (137)

Fund Type: **Special Revenue**

Description: **Not active.**

Appropriation Unit	FY 2007 Actual	FY 2008 Adopted	FY 2008 Forecast	FY 2009 Current	FY 2009 Expanded	FY 2009 Adopted	FY 2009 Change
Non Cash Year End Entry	18,152	-	-	-	-	-	na
Total Appropriations	18,152	-	-	-	-	-	na
Revenue	FY 2007 Actual	FY 2008 Adopted	FY 2008 Forecast	FY 2009 Current	FY 2009 Expanded	FY 2009 Adopted	FY 2009 Change
Interest/Misc	1,042	-	-	-	-	-	na
Carry Forward	17,374	-	-	-	-	-	na
Total Funding	18,416	-	-	-	-	-	na

Naples Park Drainage MSTU (139)

Fund Type: **Special Revenue**

Description: **Property owners in specifically defined areas have petitioned the BCC to create a special taxing district. Services provided in these MSTU's include roadway and drainage improvements, storm water drainage, and maintenance of drainage improvements within industrial parks.**

Appropriation Unit	FY 2007 Actual	FY 2008 Adopted	FY 2008 Forecast	FY 2009 Current	FY 2009 Expanded	FY 2009 Adopted	FY 2009 Change
Operating Expense	6,128	27,000	17,000	29,500	-	29,500	9.26
Indirect Cost Reimburs	1,000	900	900	1,000	-	1,000	11.11
Trans to Property Appraiser	82	100	100	100	-	100	0
Trans to Tax Collector	227	300	300	300	-	300	0
Reserves For Contingencies	-	500	-	500	-	500	0
Total Appropriations	7,437	28,800	18,300	31,400	-	31,400	9.0%
Revenue	FY 2007 Actual	FY 2008 Adopted	FY 2008 Forecast	FY 2009 Current	FY 2009 Expanded	FY 2009 Adopted	FY 2009 Change
Ad Valorem Taxes	11,158	10,600	10,200	10,200	-	10,200	(3.77)
Delinquent Ad Valorem Taxes	6	-	-	-	-	-	na
Interest/Misc	7,466	-	1,000	-	-	-	na
Trans frm Property Appraiser	14	-	-	-	-	-	na
Trans frm Tax Collector	111	-	-	-	-	-	na
Carry Forward	17,721	18,700	28,800	21,700	-	21,700	16.04
Negative 5% Revenue Reserve	-	(500)	-	(500)	-	(500)	0
Total Funding	36,476	28,800	40,000	31,400	-	31,400	9.0%

**Collier County Government
Fiscal Year 2009 Fund Budget Summary**

Pine Ridge Industrial Park Maintenance MSTU (140)

Fund Type: **Special Revenue**

Description: **Property owners in specifically defined areas have petitioned the BCC to create a special taxing district. Services provided in these MSTU's include roadway and drainage improvements, storm water drainage, and maintenance of drainage improvements within industrial parks.**

Appropriation Unit	FY 2007 Actual	FY 2008 Adopted	FY 2008 Forecast	FY 2009 Current	FY 2009 Expanded	FY 2009 Adopted	FY 2009 Change
Operating Expense	36,840	61,000	40,200	22,600	-	22,600	(62.95)
Indirect Cost Reimburs	1,100	900	900	1,100	-	1,100	22.22
Trans to Property Appraiser	392	200	200	200	-	200	0
Trans to Tax Collector	664	800	800	-	-	-	(100.00)
Reserves For Contingencies	-	1,000	-	900	-	900	(10.00)
Total Appropriations	38,997	63,900	42,100	24,800	-	24,800	(61.2%)
Revenue	FY 2007 Actual	FY 2008 Adopted	FY 2008 Forecast	FY 2009 Current	FY 2009 Expanded	FY 2009 Adopted	FY 2009 Change
Ad Valorem Taxes	31,745	30,900	30,000	-	-	-	(100.00)
Interest/Misc	3,005	1,000	1,000	1,000	-	1,000	0
Trans frm Property Appraiser	66	-	100	-	-	-	na
Trans frm Tax Collector	324	-	300	-	-	-	na
Carry Forward	38,697	33,500	34,500	23,800	-	23,800	(28.96)
Negative 5% Revenue Reserve	-	(1,500)	-	-	-	-	(100.00)
Total Funding	73,839	63,900	65,900	24,800	-	24,800	(61.2%)

Naples Production Park Maintenance MSTD (141)

Fund Type: **Special Revenue**

Description: **Property owners in specifically defined areas have petitioned the BCC to create a special taxing district. Services provided in these MSTU's include roadway and drainage improvements, storm water drainage, and maintenance of drainage improvements within industrial parks.**

Appropriation Unit	FY 2007 Actual	FY 2008 Adopted	FY 2008 Forecast	FY 2009 Current	FY 2009 Expanded	FY 2009 Adopted	FY 2009 Change
Operating Expense	6,120	30,400	21,500	9,600	-	9,600	(68.42)
Indirect Cost Reimburs	800	700	700	700	-	700	0
Capital Outlay	4,700	-	-	-	-	-	na
Trans to Property Appraiser	118	100	100	100	-	100	0
Trans to Tax Collector	286	300	300	-	-	-	(100.00)
Reserves For Contingencies	-	300	-	-	-	-	(100.00)
Total Appropriations	12,023	31,800	22,600	10,400	-	10,400	(67.3%)
Revenue	FY 2007 Actual	FY 2008 Adopted	FY 2008 Forecast	FY 2009 Current	FY 2009 Expanded	FY 2009 Adopted	FY 2009 Change
Ad Valorem Taxes	13,714	13,100	12,500	-	-	-	(100.00)
Interest/Misc	307	-	100	-	-	-	na
Trans frm Property Appraiser	20	-	-	-	-	-	na
Trans frm Tax Collector	140	-	200	-	-	-	na
Carry Forward	18,174	19,400	20,200	10,400	-	10,400	(46.39)
Negative 5% Revenue Reserve	-	(700)	-	-	-	-	(100.00)
Total Funding	32,355	31,800	33,000	10,400	-	10,400	(67.3%)

**Collier County Government
Fiscal Year 2009 Fund Budget Summary**

Pine Ridge Industrial Park MSTU (142)

Fund Type: **Special Revenue**

Description: **Property owners in specifically defined areas have petitioned the BCC to create a special taxing district. Services provided in these MSTU's include roadway and drainage improvements, storm water drainage, and maintenance of drainage improvements within industrial parks.**

Appropriation Unit	FY 2007 Actual	FY 2008 Adopted	FY 2008 Forecast	FY 2009 Current	FY 2009 Expanded	FY 2009 Adopted	FY 2009 Change
Indirect Cost Reimburs	1,200	200	200	200	-	200	0
Capital Outlay	-	1,520,000	-	1,602,200	-	1,602,200	5.41
Reserves For Contingencies	-	62,000	-	69,600	-	69,600	12.26
Total Appropriations	1,200	1,582,200	200	1,672,000	-	1,672,000	5.7%

Revenue	FY 2007 Actual	FY 2008 Adopted	FY 2008 Forecast	FY 2009 Current	FY 2009 Expanded	FY 2009 Adopted	FY 2009 Change
Ad Valorem Taxes	163	-	-	-	-	-	na
Delinquent Ad Valorem Taxes	58	-	-	-	-	-	na
Interest/Misc	21,930	5,000	30,000	5,000	-	5,000	0
Other Financing Sources	1,608,952	-	-	-	-	-	na
Carry Forward	-	1,577,500	1,637,500	1,667,300	-	1,667,300	5.69
Negative 5% Revenue Reserve	-	(300)	-	(300)	-	(300)	0
Total Funding	1,631,103	1,582,200	1,667,500	1,672,000	-	1,672,000	5.7%

Vanderbilt Beach MSTU (143)

Fund Type: **Special Revenue**

Description: **Property owners in specifically defined areas have petitioned the BCC to create a special taxing district. Services provided in these MSTU's include roadway and drainage improvements, storm water drainage, and maintenance of drainage improvements within industrial parks.**

Appropriation Unit	FY 2007 Actual	FY 2008 Adopted	FY 2008 Forecast	FY 2009 Current	FY 2009 Expanded	FY 2009 Adopted	FY 2009 Change
Operating Expense	93,175	185,900	231,900	246,200	-	246,200	32.44
Indirect Cost Reimburs	4,700	5,300	5,300	3,400	-	3,400	(35.85)
Capital Outlay	12,000	3,770,900	200,000	4,222,000	-	4,222,000	11.96
Trans to Property Appraiser	6,936	7,500	7,500	7,300	-	7,300	(2.67)
Trans to Tax Collector	19,814	23,800	23,800	24,400	-	24,400	2.52
Trans to 111 Unincorp Gen Fd	21,400	21,900	21,900	23,000	-	23,000	5.02
Reserves For Capital	-	50,600	-	34,800	-	34,800	(31.23)
Total Appropriations	158,024	4,065,900	490,400	4,561,100	-	4,561,100	12.2%

Revenue	FY 2007 Actual	FY 2008 Adopted	FY 2008 Forecast	FY 2009 Current	FY 2009 Expanded	FY 2009 Adopted	FY 2009 Change
Ad Valorem Taxes	978,336	951,600	918,200	976,400	-	976,400	2.61
Interest/Misc	182,420	167,000	56,300	100,000	-	100,000	(40.12)
Other Financing Sources	5,737	-	-	-	-	-	na
Trans frm Property Appraiser	1,176	-	1,200	-	-	-	na
Trans frm Tax Collector	9,678	-	10,000	-	-	-	na
Carry Forward	2,047,535	3,003,200	3,043,200	3,538,500	-	3,538,500	17.82
Negative 5% Revenue Reserve	-	(55,900)	-	(53,800)	-	(53,800)	(3.76)
Total Funding	3,224,883	4,065,900	4,028,900	4,561,100	-	4,561,100	12.2%

Collier County Government
Fiscal Year 2009 Fund Budget Summary

Isle Of Capri Fire Control District (144)

Fund Type: **Special Revenue**

Description: **This fire district is a MSTU supported by ad valorem taxes providing service to the residents of the Isles of Capri.**

Appropriation Unit	FY 2007 Actual	FY 2008 Adopted	FY 2008 Forecast	FY 2009 Current	FY 2009 Expanded	FY 2009 Adopted	FY 2009 Change
Personal Services	920,651	1,067,600	1,018,100	1,118,500	-	1,118,500	4.77
Operating Expense	135,795	174,400	174,400	176,700	-	176,700	1.32
Indirect Cost Reimburs	39,700	54,000	54,000	50,600	-	50,600	(6.30)
Capital Outlay	104,521	35,000	35,200	26,000	-	26,000	(25.71)
Debt Service	23,143	-	-	-	-	-	na
Debt Service - Interest	12,088	-	-	-	-	-	na
Trans to Property Appraiser	7,949	9,500	8,900	9,800	-	9,800	3.16
Trans to Tax Collector	24,400	32,100	30,500	33,900	-	33,900	5.61
Trans to 118 Em Mgt Grant Fd	7,859	-	17,100	-	-	-	na
Reserves For Contingencies	-	68,600	-	70,800	-	70,800	3.21
Reserves For Capital	-	29,800	-	193,400	-	193,400	548.99
Reserve for Attrition	-	(42,700)	-	(39,200)	-	(39,200)	(8.20)
Total Appropriations	1,276,106	1,428,300	1,338,200	1,640,500	-	1,640,500	14.9%

Revenue	FY 2007 Actual	FY 2008 Adopted	FY 2008 Forecast	FY 2009 Current	FY 2009 Expanded	FY 2009 Adopted	FY 2009 Change
Ad Valorem Taxes	1,182,581	1,282,300	1,239,300	1,354,300	-	1,354,300	5.61
Delinquent Ad Valorem Taxes	602	500	-	500	-	500	0
Charges For Services	13,769	2,500	2,100	500	-	500	(80.00)
Miscellaneous Revenues	70	200	-	-	-	-	(100.00)
Interest/Misc	27,551	21,200	16,700	15,500	-	15,500	(26.89)
Trans frm Property Appraiser	1,348	-	1,300	-	-	-	na
Trans frm Tax Collector	11,918	5,000	11,900	7,500	-	7,500	50.00
Trans fm 001 Gen Fund	5,300	5,300	5,300	-	-	-	(100.00)
Trans fm 148 Collier Fire Fd	98,800	97,000	97,000	97,000	-	97,000	0
Trans fm 490 EMS Fd	3,000	3,000	3,000	3,000	-	3,000	0
Carry Forward	123,015	76,600	192,300	230,700	-	230,700	201.17
Negative 5% Revenue Reserve	-	(65,300)	-	(68,500)	-	(68,500)	4.90
Total Funding	1,467,956	1,428,300	1,568,900	1,640,500	-	1,640,500	14.9%

**Collier County Government
Fiscal Year 2009 Fund Budget Summary**

Ochopee Fire Control District (146)

Fund Type: **Special Revenue**

Description: **This fire district is a MSTU supported by ad valorem taxes providing service to the residents of Ochopee.**

Appropriation Unit	FY 2007 Actual	FY 2008 Adopted	FY 2008 Forecast	FY 2009 Current	FY 2009 Expanded	FY 2009 Adopted	FY 2009 Change
Personal Services	1,129,573	1,223,700	1,291,700	1,356,900	-	1,356,900	10.89
Operating Expense	275,441	503,200	316,500	333,900	36,000	369,900	(26.49)
Indirect Cost Reimburs	71,200	76,600	76,600	59,800	-	59,800	(21.93)
Capital Outlay	75,712	102,000	165,000	63,000	7,000	70,000	(31.37)
Debt Service	45,846	-	-	-	-	-	na
Debt Service - Interest	13,474	-	-	-	-	-	na
Trans to Property Appraiser	10,871	14,000	12,900	13,700	-	13,700	(2.14)
Trans to Tax Collector	36,526	46,200	44,700	48,900	-	48,900	5.84
Trans to 118 Em Mgt Grant Fd	1,675	-	5,200	-	-	-	na
Reserves For Contingencies	-	98,300	-	93,800	-	93,800	(4.58)
Reserves For Capital	-	525,100	-	914,700	(43,000)	871,700	66.01
Reserve for Attrition	-	(48,900)	-	(46,900)	-	(46,900)	(4.09)
Total Appropriations	1,660,319	2,540,200	1,912,600	2,837,800	-	2,837,800	11.7%

Revenue	FY 2007 Actual	FY 2008 Adopted	FY 2008 Forecast	FY 2009 Current	FY 2009 Expanded	FY 2009 Adopted	FY 2009 Change
Ad Valorem Taxes	1,727,256	1,793,000	1,700,000	1,899,900	-	1,899,900	5.96
Delinquent Ad Valorem Taxes	869	2,000	1,000	1,000	-	1,000	(50.00)
Charges For Services	21,415	15,000	15,500	47,900	-	47,900	219.33
Miscellaneous Revenues	6	-	10,500	-	-	-	na
Interest/Misc	70,218	27,500	37,200	27,500	-	27,500	0
Trans frm Property Appraiser	1,844	1,000	2,000	1,000	-	1,000	0
Trans frm Tax Collector	17,841	5,000	20,000	10,000	-	10,000	100.00
Trans fm 148 Collier Fire Fd	145,000	142,300	142,300	142,400	-	142,400	0.07
Trans fm 490 EMS Fd	3,000	3,000	3,000	-	-	-	(100.00)
Carry Forward	468,023	643,300	788,000	806,900	-	806,900	25.43
Negative 5% Revenue Reserve	-	(91,900)	-	(98,800)	-	(98,800)	7.51
Total Funding	2,455,471	2,540,200	2,719,500	2,837,800	-	2,837,800	11.7%

Collier County Fire Control MSTD (148)

Fund Type: **Special Revenue**

Description: **The Collier County Fire Control District provides fire protection to unincorporated area residents located outside the boundaries of existing fire control districts through contractual agreements with local fire departments. Funding is provided by ad valorem taxes.**

Appropriation Unit	FY 2007 Actual	FY 2008 Adopted	FY 2008 Forecast	FY 2009 Current	FY 2009 Expanded	FY 2009 Adopted	FY 2009 Change
Indirect Cost Reimburs	1,300	1,200	1,200	1,300	-	1,300	8.33
Remittances	290,000	284,600	284,600	284,800	-	284,800	0.07
Trans to Property Appraiser	3,476	4,500	4,100	4,200	-	4,200	(6.67)
Trans to Tax Collector	11,951	12,600	12,800	12,800	-	12,800	1.59
Trans to 144 Isles of Capri Fire Fd	98,800	97,000	97,000	97,000	-	97,000	0
Trans to 146 Ochopee Fire Fd	145,000	142,300	142,300	142,400	-	142,400	0.07
Total Appropriations	550,527	542,200	542,000	542,500	-	542,500	0.1%

Revenue	FY 2007 Actual	FY 2008 Adopted	FY 2008 Forecast	FY 2009 Current	FY 2009 Expanded	FY 2009 Adopted	FY 2009 Change
Ad Valorem Taxes	547,274	548,100	528,200	535,100	-	535,100	(2.37)
Delinquent Ad Valorem Taxes	483	600	-	-	-	-	(100.00)
Interest/Misc	7,260	500	1,100	900	-	900	80.00
Trans frm Property Appraiser	590	-	600	600	-	600	na
Trans frm Tax Collector	5,837	-	5,800	5,800	-	5,800	na
Carry Forward	22,515	20,500	33,200	26,900	-	26,900	31.22
Negative 5% Revenue Reserve	-	(27,500)	-	(26,800)	-	(26,800)	(2.55)
Total Funding	583,959	542,200	568,900	542,500	-	542,500	0.1%

**Collier County Government
Fiscal Year 2009 Fund Budget Summary**

Goodland/Horr's Island Fire District (149)

Fund Type: **Special Revenue**

Description: **This fire district is a MSTU supported by ad valorem taxes providing service to the residents of Goodland.**

Appropriation Unit	FY 2007 Actual	FY 2008 Adopted	FY 2008 Forecast	FY 2009 Current	FY 2009 Expanded	FY 2009 Adopted	FY 2009 Change
Indirect Cost Reimburs	700	500	500	700	-	700	40.00
Remittances	102,415	102,500	102,500	102,500	-	102,500	0
Trans to Property Appraiser	909	1,200	800	800	-	800	(33.33)
Trans to Tax Collector	2,394	3,200	2,500	3,000	-	3,000	(6.25)
Reserves For Contingencies	-	-	-	6,000	-	6,000	na
Total Appropriations	106,418	107,400	106,300	113,000	-	113,000	5.2%

Revenue	FY 2007 Actual	FY 2008 Adopted	FY 2008 Forecast	FY 2009 Current	FY 2009 Expanded	FY 2009 Adopted	FY 2009 Change
Ad Valorem Taxes	100,204	109,400	107,300	110,000	-	110,000	0.55
Interest/Misc	327	-	200	100	-	100	na
Other Financing Sources	693	-	-	-	-	-	na
Trans frm Property Appraiser	154	-	100	100	-	100	na
Trans frm Tax Collector	1,169	-	1,200	1,200	-	1,200	na
Carry Forward	8,903	3,500	5,000	7,500	-	7,500	114.29
Negative 5% Revenue Reserve	-	(5,500)	-	(5,900)	-	(5,900)	7.27
Total Funding	111,451	107,400	113,800	113,000	-	113,000	5.2%

Radio Road Beautification (150)

Fund Type: **Special Revenue**

Description: **Provides for maintenance of medians. The principal revenue source is ad valorem taxes, which vary by district according to service standards established by separate citizen advisory committees. (Starting in FY 2008, moved the budgeting and accounting of this MSTU to Fund 158)**

Appropriation Unit	FY 2007 Actual	FY 2008 Adopted	FY 2008 Forecast	FY 2009 Current	FY 2009 Expanded	FY 2009 Adopted	FY 2009 Change
Operating Expense	21,116	-	-	-	-	-	na
Non Cash Year End Entry	2,130,650	-	-	-	-	-	na
Total Appropriations	2,151,765	-	-	-	-	-	na

Revenue	FY 2007 Actual	FY 2008 Adopted	FY 2008 Forecast	FY 2009 Current	FY 2009 Expanded	FY 2009 Adopted	FY 2009 Change
Ad Valorem Taxes	(22)	-	-	-	-	-	na
Miscellaneous Revenues	37	-	-	-	-	-	na
Interest/Misc	64,371	-	-	-	-	-	na
Trans frm Property Appraiser	(369)	-	-	-	-	-	na
Carry Forward	1,036,581	-	-	-	-	-	na
Total Funding	1,100,598	-	-	-	-	-	na

**Collier County Government
Fiscal Year 2009 Fund Budget Summary**

Sabal Palm Road Extension MSTU (151)

Fund Type: **Special Revenue**

Description: **Property owners in specifically defined areas have petitioned the BCC to create a special taxing district. Services provided in these MSTU's include roadway and drainage improvements, storm water drainage, and maintenance of drainage improvements within industrial parks.**

Appropriation Unit	FY 2007 Actual	FY 2008 Adopted	FY 2008 Forecast	FY 2009 Current	FY 2009 Expanded	FY 2009 Adopted	FY 2009 Change
Indirect Cost Reimburs	500	400	400	500	-	500	25.00
Capital Outlay	8,200	206,700	25,000	224,100	-	224,100	8.42
Trans to Property Appraiser	452	400	400	400	-	400	0
Trans to Tax Collector	1,531	1,300	1,300	1,200	-	1,200	(7.69)
Trans to 111 Unincorp Gen Fd	2,500	2,300	2,300	2,400	-	2,400	4.35
Reserves For Contingencies	-	1,000	-	4,600	-	4,600	360.00
Total Appropriations	13,183	212,100	29,400	233,200	-	233,200	9.9%

Revenue	FY 2007 Actual	FY 2008 Adopted	FY 2008 Forecast	FY 2009 Current	FY 2009 Expanded	FY 2009 Adopted	FY 2009 Change
Ad Valorem Taxes	53,074	50,000	48,300	45,600	-	45,600	(8.80)
Interest/Misc	10,424	1,000	2,000	1,000	-	1,000	0
Trans frm Property Appraiser	76	-	-	-	-	-	na
Trans frm Tax Collector	762	-	-	-	-	-	na
Carry Forward	118,354	163,700	168,100	189,000	-	189,000	15.46
Negative 5% Revenue Reserve	-	(2,600)	-	(2,400)	-	(2,400)	(7.69)
Total Funding	182,692	212,100	218,400	233,200	-	233,200	9.9%

Lely Golf Estates Beautification MSTU (152)

Fund Type: **Special Revenue**

Description: **Provides for maintenance of medians. The principal revenue source is ad valorem taxes, which vary by district according to service standards established by separate citizen advisory committees.**

Appropriation Unit	FY 2007 Actual	FY 2008 Adopted	FY 2008 Forecast	FY 2009 Current	FY 2009 Expanded	FY 2009 Adopted	FY 2009 Change
Operating Expense	125,744	168,600	174,700	212,800	-	212,800	26.22
Indirect Cost Reimburs	6,400	7,400	7,400	6,600	-	6,600	(10.81)
Capital Outlay	108,491	241,500	150,000	201,200	-	201,200	(16.69)
Trans to Property Appraiser	1,949	2,200	2,200	2,200	-	2,200	0
Trans to Tax Collector	6,730	6,800	6,800	6,200	-	6,200	(8.82)
Trans to 111 Unincorp Gen Fd	21,400	22,500	22,500	23,700	-	23,700	5.33
Reserves For Contingencies	-	15,600	-	8,400	-	8,400	(46.15)
Total Appropriations	270,714	464,600	363,600	461,100	-	461,100	(0.8%)

Revenue	FY 2007 Actual	FY 2008 Adopted	FY 2008 Forecast	FY 2009 Current	FY 2009 Expanded	FY 2009 Adopted	FY 2009 Change
Ad Valorem Taxes	286,690	270,200	260,600	247,600	-	247,600	(8.36)
Delinquent Ad Valorem Taxes	704	-	700	-	-	-	na
Intergovernmental Revenues	69,800	-	-	-	-	-	na
Miscellaneous Revenues	4,916	-	-	-	-	-	na
Interest/Misc	19,587	-	6,600	5,000	-	5,000	na
Trans frm Property Appraiser	330	-	300	-	-	-	na
Trans frm Tax Collector	3,287	-	3,500	-	-	-	na
Carry Forward	200,731	207,900	312,800	220,900	-	220,900	6.25
Negative 5% Revenue Reserve	-	(13,500)	-	(12,400)	-	(12,400)	(8.15)
Total Funding	586,046	464,600	584,500	461,100	-	461,100	(0.8%)

**Collier County Government
Fiscal Year 2009 Fund Budget Summary**

Golden Gate Beautification MSTU (153)

Fund Type: **Special Revenue**

Description: **Provides for maintenance of medians. The principal revenue source is ad valorem taxes, which vary by district according to service standards established by separate citizen advisory committees. (Starting in FY 2008, moved the budgeting and accounting of this MSTU to Fund 153)**

Appropriation Unit	FY 2007 Actual	FY 2008 Adopted	FY 2008 Forecast	FY 2009 Current	FY 2009 Expanded	FY 2009 Adopted	FY 2009 Change
Operating Expense	71,957	264,500	252,100	258,000	-	258,000	(2.46)
Indirect Cost Reimburs	4,700	4,900	4,900	5,000	-	5,000	2.04
Capital Outlay	275,288	865,900	50,000	1,259,400	-	1,259,400	45.44
Trans to Property Appraiser	2,573	4,000	4,000	3,800	-	3,800	(5.00)
Trans to Tax Collector	10,762	11,200	11,200	10,500	-	10,500	(6.25)
Trans to 111 Unincorp Gen Fd	21,400	22,500	22,500	12,700	-	12,700	(43.56)
Reserves For Contingencies	-	20,000	-	6,800	-	6,800	(66.00)
Total Appropriations	386,680	1,193,000	344,700	1,556,200	-	1,556,200	30.4%
Revenue	FY 2007 Actual	FY 2008 Adopted	FY 2008 Forecast	FY 2009 Current	FY 2009 Expanded	FY 2009 Adopted	FY 2009 Change
Ad Valorem Taxes	525,923	497,200	477,900	467,400	-	467,400	(5.99)
Delinquent Ad Valorem Taxes	31	-	-	-	-	-	na
Interest/Misc	14,528	6,000	17,500	6,000	-	6,000	0
Other Financing Sources	800,710	-	-	-	-	-	na
Trans frm Property Appraiser	1,126	-	-	-	-	-	na
Trans frm Tax Collector	5,257	-	-	-	-	-	na
Carry Forward	-	715,000	955,800	1,106,500	-	1,106,500	54.76
Negative 5% Revenue Reserve	-	(25,200)	-	(23,700)	-	(23,700)	(5.95)
Total Funding	1,347,575	1,193,000	1,451,200	1,556,200	-	1,556,200	30.4%

Hawkridge Stormwater Pumping System (154)

Fund Type: **Special Revenue**

Description: **Property owners in specifically defined areas have petitioned the BCC to create a special taxing district. Services provided in these MSTU's include roadway and drainage improvements, storm water drainage, and maintenance of drainage improvements within industrial parks.**

Appropriation Unit	FY 2007 Actual	FY 2008 Adopted	FY 2008 Forecast	FY 2009 Current	FY 2009 Expanded	FY 2009 Adopted	FY 2009 Change
Operating Expense	112	2,000	2,000	2,000	-	2,000	0
Indirect Cost Reimburs	1,000	800	800	900	-	900	12.50
Capital Outlay	-	18,600	15,000	36,500	-	36,500	96.24
Trans to Property Appraiser	72	100	100	100	-	100	0
Trans to Tax Collector	225	300	300	300	-	300	0
Reserves For Contingencies	-	1,200	-	1,300	-	1,300	8.33
Total Appropriations	1,410	23,000	18,200	41,100	-	41,100	78.7%
Revenue	FY 2007 Actual	FY 2008 Adopted	FY 2008 Forecast	FY 2009 Current	FY 2009 Expanded	FY 2009 Adopted	FY 2009 Change
Ad Valorem Taxes	8,117	7,600	7,400	7,400	-	7,400	(2.63)
Interest/Misc	2,606	100	1,000	100	-	100	0
Trans frm Property Appraiser	12	-	-	-	-	-	na
Trans frm Tax Collector	110	-	200	-	-	-	na
Carry Forward	34,511	15,700	43,600	34,000	-	34,000	116.56
Negative 5% Revenue Reserve	-	(400)	-	(400)	-	(400)	0
Total Funding	45,356	23,000	52,200	41,100	-	41,100	78.7%

**Collier County Government
Fiscal Year 2009 Fund Budget Summary**

Forest Lakes Roadway & Drainage (155)

Fund Type: **Special Revenue**

Description: **Property owners in specifically defined areas have petitioned the BCC to create a special taxing district. Services provided in these MSTU's include roadway and drainage improvements, storm water drainage, and maintenance of drainage improvements within industrial parks. (Starting in FY 2008, moved the budgeting and accounting of this MSTU to Fund 159)**

Appropriation Unit	FY 2007 Actual	FY 2008 Adopted	FY 2008 Forecast	FY 2009 Current	FY 2009 Expanded	FY 2009 Adopted	FY 2009 Change
Operating Expense	(52,335)	-	-	-	-	-	na
Capital Outlay	117,042	-	-	-	-	-	na
Non Cash Year End Entry	361,509	-	-	-	-	-	na
Trans to Property Appraiser	858	-	-	-	-	-	na
Total Appropriations	427,073	-	-	-	-	-	na
Revenue	FY 2007 Actual	FY 2008 Adopted	FY 2008 Forecast	FY 2009 Current	FY 2009 Expanded	FY 2009 Adopted	FY 2009 Change
Miscellaneous Revenues	503	-	-	-	-	-	na
Interest/Misc	34,323	-	-	-	-	-	na
Trans frm Property Appraiser	(672)	-	-	-	-	-	na
Carry Forward	393,427	-	-	-	-	-	na
Total Funding	427,581	-	-	-	-	-	na

Immokalee Beautification MSTU (156)

Fund Type: **Special Revenue**

Description: **Provides for maintenance of medians. The principal revenue source is ad valorem taxes, which vary by district according to service standards established by separate citizen advisory committees. (Starting in FY 2008, moved the budgeting and accounting of this MSTU to Fund 162)**

Appropriation Unit	FY 2007 Actual	FY 2008 Adopted	FY 2008 Forecast	FY 2009 Current	FY 2009 Expanded	FY 2009 Adopted	FY 2009 Change
Operating Expense	100,315	-	-	-	-	-	na
Capital Outlay	49,862	-	-	-	-	-	na
Non Cash Year End Entry	1,003,077	-	-	-	-	-	na
Total Appropriations	1,153,253	-	-	-	-	-	na
Revenue	FY 2007 Actual	FY 2008 Adopted	FY 2008 Forecast	FY 2009 Current	FY 2009 Expanded	FY 2009 Adopted	FY 2009 Change
Ad Valorem Taxes	(560)	-	-	-	-	-	na
Interest/Misc	51,861	-	-	-	-	-	na
Trans frm Property Appraiser	(470)	-	-	-	-	-	na
Carry Forward	1,111,958	-	-	-	-	-	na
Total Funding	1,162,789	-	-	-	-	-	na

**Collier County Government
Fiscal Year 2009 Fund Budget Summary**

Radio Road Beautification (158)

Fund Type: **Special Revenue**

Description: **Provides for maintenance of medians. The principal revenue source is ad valorem taxes, which vary by district according to service standards established by separate citizen advisory committees.**

Appropriation Unit	FY 2007 Actual	FY 2008 Adopted	FY 2008 Forecast	FY 2009 Current	FY 2009 Expanded	FY 2009 Adopted	FY 2009 Change
Operating Expense	92,941	155,500	143,800	165,200	-	165,200	6.24
Indirect Cost Reimburs	3,700	3,600	3,600	3,700	-	3,700	2.78
Capital Outlay	16,924	1,001,100	750,000	788,700	-	788,700	(21.22)
Trans to Property Appraiser	2,281	2,600	2,600	2,500	-	2,500	(3.85)
Trans to Tax Collector	6,863	8,100	8,100	7,600	-	7,600	(6.17)
Trans to 111 Unincorp Gen Fd	21,400	22,500	22,500	23,700	-	23,700	5.33
Reserves For Contingencies	-	9,500	-	4,000	-	4,000	(57.89)
Total Appropriations	144,109	1,202,900	930,600	995,400	-	995,400	(17.2%)

Revenue	FY 2007 Actual	FY 2008 Adopted	FY 2008 Forecast	FY 2009 Current	FY 2009 Expanded	FY 2009 Adopted	FY 2009 Change
Ad Valorem Taxes	336,578	322,800	310,500	305,500	-	305,500	(5.36)
Delinquent Ad Valorem Taxes	44	-	-	-	-	-	na
Miscellaneous Revenues	1,688	-	-	-	-	-	na
Interest/Misc	19,569	10,000	23,000	10,000	-	10,000	0
Other Financing Sources	2,130,650	-	-	-	-	-	na
Trans frm Property Appraiser	756	-	400	-	-	-	na
Trans frm Tax Collector	3,352	-	5,000	-	-	-	na
Carry Forward	-	886,700	1,287,400	695,700	-	695,700	(21.54)
Negative 5% Revenue Reserve	-	(16,600)	-	(15,800)	-	(15,800)	(4.82)
Total Funding	2,492,636	1,202,900	1,626,300	995,400	-	995,400	(17.2%)

Forest Lakes Roadway & Drainage MSTU (159)

Fund Type: **Special Revenue**

Description: **Property owners in specifically defined areas have petitioned the BCC to create a special taxing district. Services provided in these MSTU's include roadway and drainage improvements, storm water drainage, and maintenance of drainage improvements within industrial parks.**

Appropriation Unit	FY 2007 Actual	FY 2008 Adopted	FY 2008 Forecast	FY 2009 Current	FY 2009 Expanded	FY 2009 Adopted	FY 2009 Change
Operating Expense	305,640	298,500	250,300	269,700	-	269,700	(9.65)
Indirect Cost Reimburs	3,300	4,100	4,100	3,900	-	3,900	(4.88)
Capital Outlay	-	4,542,100	2,500,000	3,116,000	-	3,116,000	(31.40)
Trans to Property Appraiser	4,199	6,300	6,300	6,300	-	6,300	0
Trans to Tax Collector	18,366	7,400	7,400	5,700	-	5,700	(22.97)
Trans to 111 Unincorp Gen Fd	21,400	22,500	22,500	23,700	-	23,700	5.33
Reserves For Contingencies	-	1,534,000	-	1,347,900	-	1,347,900	(12.13)
Total Appropriations	352,904	6,414,900	2,790,600	4,773,200	-	4,773,200	(25.6%)

Revenue	FY 2007 Actual	FY 2008 Adopted	FY 2008 Forecast	FY 2009 Current	FY 2009 Expanded	FY 2009 Adopted	FY 2009 Change
Ad Valorem Taxes	818,312	294,400	284,100	227,500	-	227,500	(22.72)
Interest/Misc	21,368	5,000	75,000	30,000	-	30,000	500.00
Other Financing Sources	361,509	-	-	-	-	-	na
Loan Proceeds	-	5,980,100	6,099,000	-	-	-	(100.00)
Trans frm Property Appraiser	1,622	-	500	-	-	-	na
Trans frm Tax Collector	8,971	-	10,000	-	-	-	na
Carry Forward	-	150,400	850,600	4,528,600	-	4,528,600	2,911.04
Negative 5% Revenue Reserve	-	(15,000)	-	(12,900)	-	(12,900)	(14.00)
Total Funding	1,211,781	6,414,900	7,319,200	4,773,200	-	4,773,200	(25.6%)

**Collier County Government
Fiscal Year 2009 Fund Budget Summary**

Bayshore/Avalon Beautification MSTU (160)

Fund Type: **Special Revenue**

Description: **Provides for maintenance of medians. The principal revenue source is ad valorem taxes, which vary by district according to service standards established by separate citizen advisory committees. (Starting in FY 2008, moved the budgeting and accounting of this MSTU to Fund 163)**

Appropriation Unit	FY 2007 Actual	FY 2008 Adopted	FY 2008 Forecast	FY 2009 Current	FY 2009 Expanded	FY 2009 Adopted	FY 2009 Change
Operating Expense	15,437	-	-	-	-	-	na
Non Cash Year End Entry	1,366,286	-	-	-	-	-	na
Trans to Property Appraiser	1,412	-	-	-	-	-	na
Total Appropriations	1,383,136	-	-	-	-	-	na
Revenue	FY 2007 Actual	FY 2008 Adopted	FY 2008 Forecast	FY 2009 Current	FY 2009 Expanded	FY 2009 Adopted	FY 2009 Change
Miscellaneous Revenues	475	-	-	-	-	-	na
Interest/Misc	99,331	-	-	-	-	-	na
Trans frm Property Appraiser	(878)	-	-	-	-	-	na
Carry Forward	1,479,035	-	-	-	-	-	na
Total Funding	1,577,963	-	-	-	-	-	na

Immokalee Beautification (162)

Fund Type: **Special Revenue**

Description: **Provides for maintenance of medians. The principal revenue source is ad valorem taxes, which vary by district according to service standards established by separate citizen advisory committees.**

Appropriation Unit	FY 2007 Actual	FY 2008 Adopted	FY 2008 Forecast	FY 2009 Current	FY 2009 Expanded	FY 2009 Adopted	FY 2009 Change
Operating Expense	21,171	74,100	115,600	73,500	-	73,500	(0.81)
Indirect Cost Reimburs	3,300	2,200	2,200	4,000	-	4,000	81.82
Capital Outlay	124,279	1,086,300	250,000	1,482,000	-	1,482,000	36.43
Trans to Property Appraiser	3,109	2,500	2,500	2,500	-	2,500	0
Trans to Tax Collector	7,123	7,900	7,900	7,800	-	7,800	(1.27)
Trans to 111 Unincorp Gen Fd	21,400	22,500	22,500	23,700	-	23,700	5.33
Reserves For Contingencies	-	12,400	-	9,000	-	9,000	(27.42)
Total Appropriations	180,382	1,207,900	400,700	1,602,500	-	1,602,500	32.7%
Revenue	FY 2007 Actual	FY 2008 Adopted	FY 2008 Forecast	FY 2009 Current	FY 2009 Expanded	FY 2009 Adopted	FY 2009 Change
Ad Valorem Taxes	331,706	315,100	304,700	313,800	-	313,800	(0.41)
Delinquent Ad Valorem Taxes	399	-	-	-	-	-	na
Intergovernmental Revenues	-	-	-	195,700	-	195,700	na
Miscellaneous Revenues	-	195,700	-	-	-	-	(100.00)
Interest/Misc	18,012	10,000	17,500	10,000	-	10,000	0
Other Financing Sources	1,003,077	-	-	-	-	-	na
Trans frm Property Appraiser	857	-	-	-	-	-	na
Trans frm Tax Collector	3,479	-	-	-	-	-	na
Carry Forward	-	703,400	1,177,700	1,099,200	-	1,099,200	56.27
Negative 5% Revenue Reserve	-	(16,300)	-	(16,200)	-	(16,200)	(0.61)
Total Funding	1,357,529	1,207,900	1,499,900	1,602,500	-	1,602,500	32.7%

**Collier County Government
Fiscal Year 2009 Fund Budget Summary**

Bayshore/Avalon Beautification (163)

Fund Type: **Special Revenue**

Description: **Provides for maintenance of medians. The principal revenue source is ad valorem taxes, which vary by district according to service standards established by separate citizen advisory committees.**

Appropriation Unit	FY 2007 Actual	FY 2008 Adopted	FY 2008 Forecast	FY 2009 Current	FY 2009 Expanded	FY 2009 Adopted	FY 2009 Change
Operating Expense	167,205	342,800	234,700	356,600	-	356,600	4.03
Indirect Cost Reimburs	8,300	14,900	14,900	5,800	-	5,800	(61.07)
Capital Outlay	75,259	1,992,100	700,000	2,485,900	-	2,485,900	24.79
Trans to Property Appraiser	4,808	6,800	6,800	6,800	-	6,800	0
Trans to Tax Collector	18,695	22,100	22,100	21,600	-	21,600	(2.26)
Trans to 111 Unincorp Gen Fd	21,400	21,500	21,500	22,500	-	22,500	4.65
Trans to Cap Proj	-	200,000	200,000	-	-	-	(100.00)
Reserves For Contingencies	-	29,600	-	14,500	-	14,500	(51.01)
Total Appropriations	295,667	2,629,800	1,200,000	2,913,700	-	2,913,700	10.8%

Revenue	FY 2007 Actual	FY 2008 Adopted	FY 2008 Forecast	FY 2009 Current	FY 2009 Expanded	FY 2009 Adopted	FY 2009 Change
Ad Valorem Taxes	891,443	883,800	850,900	863,200	-	863,200	(2.33)
Delinquent Ad Valorem Taxes	1,095	-	300	-	-	-	na
Charges For Services	18,635	-	34,600	-	-	-	na
Miscellaneous Revenues	13,538	-	-	-	-	-	na
Interest/Misc	37,706	10,000	40,000	10,000	-	10,000	0
Other Financing Sources	1,372,319	-	-	-	-	-	na
Trans frm Property Appraiser	1,836	-	1,000	-	-	-	na
Trans frm Tax Collector	9,131	-	10,000	-	-	-	na
Trans fm 101 Transp Op Fd	40,000	40,000	40,000	40,000	-	40,000	0
Carry Forward	-	1,740,700	2,267,400	2,044,200	-	2,044,200	17.44
Negative 5% Revenue Reserve	-	(44,700)	-	(43,700)	-	(43,700)	(2.24)
Total Funding	2,385,702	2,629,800	3,244,200	2,913,700	-	2,913,700	10.8%

Haldeman Creek MSTU (164)

Fund Type: **Special Revenue**

Description: **Property owners in specifically defined areas have petitioned the BCC to create a special taxing district. Services provided in this MSTU's include dredging of the Haldeman Creek waterway and maintenance within the defined area.**

Appropriation Unit	FY 2007 Actual	FY 2008 Adopted	FY 2008 Forecast	FY 2009 Current	FY 2009 Expanded	FY 2009 Adopted	FY 2009 Change
Operating Expense	-	18,300	5,000	5,300	-	5,300	(71.04)
Trans to Property Appraiser	-	100	100	100	-	100	0
Trans to Tax Collector	-	100	200	200	-	200	100.00
Trans to 111 Unincorp Gen Fd	-	4,000	5,600	11,300	-	11,300	182.50
Reserves For Contingencies	-	2,100	-	47,900	-	47,900	2,180.95
Total Appropriations	-	24,600	10,900	64,800	-	64,800	163.4%

Revenue	FY 2007 Actual	FY 2008 Adopted	FY 2008 Forecast	FY 2009 Current	FY 2009 Expanded	FY 2009 Adopted	FY 2009 Change
Ad Valorem Taxes	-	25,100	14,100	64,700	-	64,700	157.77
Interest/Misc	-	-	100	-	-	-	na
Carry Forward	-	-	-	3,300	-	3,300	na
Negative 5% Revenue Reserve	-	(500)	-	(3,200)	-	(3,200)	540.00
Total Funding	-	24,600	14,200	64,800	-	64,800	163.4%

**Collier County Government
Fiscal Year 2009 Fund Budget Summary**

Rock Road MSTU (165)

Fund Type: **Special Revenue**

Description: **Property owners in specifically defined areas have petitioned the BCC to create a special taxing district. Services provided in these MSTU's include roadway and drainage improvements, storm water drainage, and maintenance of drainage improvements within the Rock Road area.**

Appropriation Unit	FY 2007 Actual	FY 2008 Adopted	FY 2008 Forecast	FY 2009 Current	FY 2009 Expanded	FY 2009 Adopted	FY 2009 Change
Operating Expense	-	28,500	25,000	28,600	-	28,600	0.35
Trans to Property Appraiser	-	200	200	300	-	300	50.00
Trans to Tax Collector	-	300	300	800	-	800	166.67
Trans to 111 Unincorp Gen Fd	-	2,300	2,300	2,400	-	2,400	4.35
Reserves For Contingencies	-	2,000	-	8,400	-	8,400	320.00
Total Appropriations	-	33,300	27,800	40,500	-	40,500	21.6%

Revenue	FY 2007 Actual	FY 2008 Adopted	FY 2008 Forecast	FY 2009 Current	FY 2009 Expanded	FY 2009 Adopted	FY 2009 Change
Ad Valorem Taxes	-	35,100	34,200	35,800	-	35,800	1.99
Interest/Misc	-	-	100	-	-	-	na
Carry Forward	-	-	-	6,500	-	6,500	na
Negative 5% Revenue Reserve	-	(1,800)	-	(1,800)	-	(1,800)	0
Total Funding	-	33,300	34,300	40,500	-	40,500	21.6%

Adoption Awareness Vehicle Tags (170)

Fund Type: **Special Revenue**

Description: **Accounts for the County's portion of Choose Life License Plate sales revenue which is distributed to nongovernmental, not-for-profit agencies that provide free counseling and services to pregnant women who are committed to placing their children for adoption**

Appropriation Unit	FY 2007 Actual	FY 2008 Adopted	FY 2008 Forecast	FY 2009 Current	FY 2009 Expanded	FY 2009 Adopted	FY 2009 Change
Operating Expense	32,299	30,000	-	92,500	-	92,500	208.33
Indirect Cost Reimburs	400	300	300	400	-	400	33.33
Non Cash Year End Entry	6,032	-	-	-	-	-	na
Reserves For Contingencies	-	1,800	-	1,400	-	1,400	(22.22)
Total Appropriations	38,731	32,100	300	94,300	-	94,300	193.8%

Revenue	FY 2007 Actual	FY 2008 Adopted	FY 2008 Forecast	FY 2009 Current	FY 2009 Expanded	FY 2009 Adopted	FY 2009 Change
Intergovernmental Revenues	-	20,000	21,800	20,000	-	20,000	0
Miscellaneous Revenues	-	-	59,500	-	-	-	na
Interest/Misc	1,419	800	-	-	-	-	(100.00)
Carry Forward	31,849	12,300	(5,700)	75,300	-	75,300	512.20
Negative 5% Revenue Reserve	-	(1,000)	-	(1,000)	-	(1,000)	0
Total Funding	33,268	32,100	75,600	94,300	-	94,300	193.8%

**Collier County Government
Fiscal Year 2009 Fund Budget Summary**

Teen Court (171)

Fund Type: **Special Revenue**

Description: **To provide a diversionary program for first-time juvenile misdemeanor offenders and court education programs for student volunteers.**

Appropriation Unit	FY 2007 Actual	FY 2008 Adopted	FY 2008 Forecast	FY 2009 Current	FY 2009 Expanded	FY 2009 Adopted	FY 2009 Change
Personal Services	66,910	69,900	69,900	72,100	-	72,100	3.15
Operating Expense	3,236	7,400	6,000	6,000	-	6,000	(18.92)
Indirect Cost Reimburs	6,000	4,100	4,100	3,800	-	3,800	(7.32)
Non Cash Year End Entry	693	-	-	-	-	-	na
Remittances	3,000	3,000	3,000	3,000	-	3,000	0
Trans to 192 Misc FI St Collection Fd	20,643	127,600	251,500	-	-	-	(100.00)
Reserves For Contingencies	-	51,300	-	5,100	-	5,100	(90.06)
Total Appropriations	100,482	263,300	334,500	90,000	-	90,000	(65.8%)

Revenue	FY 2007 Actual	FY 2008 Adopted	FY 2008 Forecast	FY 2009 Current	FY 2009 Expanded	FY 2009 Adopted	FY 2009 Change
Fines & Forfeitures	96,789	104,200	77,900	77,900	-	77,900	(25.24)
Miscellaneous Revenues	77	-	-	-	-	-	na
Interest/Misc	16,451	3,000	13,000	5,000	-	5,000	66.67
Carry Forward	243,793	161,400	254,600	11,000	-	11,000	(93.18)
Negative 5% Revenue Reserve	-	(5,300)	-	(3,900)	-	(3,900)	(26.42)
Total Funding	357,110	263,300	345,500	90,000	-	90,000	(65.8%)

Conservation Collier - Land Acquisition (172)

Fund Type: **Special Revenue**

Description: **To acquire environmentally sensitive lands through the development and implementation of innovative purchase strategies designed to promote conservation, and restoration of County's natural resources.**

Appropriation Unit	FY 2007 Actual	FY 2008 Adopted	FY 2008 Forecast	FY 2009 Current	FY 2009 Expanded	FY 2009 Adopted	FY 2009 Change
Personal Services	198,940	245,900	314,800	356,000	-	356,000	44.77
Operating Expense	226,224	476,300	528,300	315,900	-	315,900	(33.68)
Indirect Cost Reimburs	26,100	41,200	41,200	38,600	-	38,600	(6.31)
Capital Outlay	12,753,708	16,000,000	7,393,100	38,058,600	-	38,058,600	137.87
Trans to Property Appraiser	126,223	142,200	142,200	142,200	-	142,200	0
Trans to Tax Collector	383,084	394,400	394,400	394,100	-	394,100	(0.08)
Trans to 113 Com Dev Fd	4,000	-	-	-	-	-	na
Trans to 174 Conserv Collier Fd	2,750,700	2,644,900	2,644,900	2,627,900	-	2,627,900	(0.64)
Trans to 272 Debt Serv Fd	4,933,300	-	-	-	-	-	na
Reserves For Debt Service	-	7,917,900	-	6,126,700	-	6,126,700	(22.62)
Total Appropriations	21,402,277	27,862,800	11,458,900	48,060,000	-	48,060,000	72.5%

Revenue	FY 2007 Actual	FY 2008 Adopted	FY 2008 Forecast	FY 2009 Current	FY 2009 Expanded	FY 2009 Adopted	FY 2009 Change
Ad Valorem Taxes	18,595,062	13,147,200	12,000,000	13,135,200	-	13,135,200	(0.09)
Delinquent Ad Valorem Taxes	5,231	-	500	-	-	-	na
Miscellaneous Revenues	187	-	16,400	400	-	400	na
Interest/Misc	1,365,617	100,000	567,600	250,000	-	250,000	150.00
Loan Proceeds	-	-	-	17,000,000	-	17,000,000	na
Reimb From Other Depts	-	-	100	-	-	-	na
Trans frm Property Appraiser	21,413	-	21,400	21,400	-	21,400	na
Trans frm Tax Collector	187,114	-	187,100	187,100	-	187,100	na
Carry Forward	18,136,140	15,278,000	16,788,500	18,122,700	-	18,122,700	18.62
Negative 5% Revenue Reserve	-	(662,400)	-	(656,800)	-	(656,800)	(0.85)
Total Funding	38,310,764	27,862,800	29,581,600	48,060,000	-	48,060,000	72.5%

**Collier County Government
Fiscal Year 2009 Fund Budget Summary**

Driver Education (173)

Fund Type: **Special Revenue**

Description: **Established in FY 04, this fund accounts for the \$3.00 surcharge on all moving and non-moving civil traffic infractions – excluding parking violations – filed in County Court. Proceeds fund driver education programs in both public and non-public high schools.**

Appropriation Unit	FY 2007 Actual	FY 2008 Adopted	FY 2008 Forecast	FY 2009 Current	FY 2009 Expanded	FY 2009 Adopted	FY 2009 Change
Indirect Cost Reimburs	300	300	300	700	-	700	133.33
Non Cash Year End Entry	5,737	-	-	-	-	-	na
Remittances	225,500	299,400	205,000	355,900	-	355,900	18.87
Reserves For Contingencies	-	234,400	-	201,400	-	201,400	(14.08)
Total Appropriations	231,537	534,100	205,300	558,000	-	558,000	4.5%
Revenue	FY 2007 Actual	FY 2008 Adopted	FY 2008 Forecast	FY 2009 Current	FY 2009 Expanded	FY 2009 Adopted	FY 2009 Change
Charges For Services	237,503	372,800	321,000	316,600	-	316,600	(15.08)
Interest/Misc	11,484	7,800	8,000	11,100	-	11,100	42.31
Carry Forward	152,245	172,500	123,000	246,700	-	246,700	43.01
Negative 5% Revenue Reserve	-	(19,000)	-	(16,400)	-	(16,400)	(13.68)
Total Funding	401,231	534,100	452,000	558,000	-	558,000	4.5%

Conservation Collier Maintenance (174)

Fund Type: **Special Revenue**

Description: **To manage and maintain acquired environmentally sensitive lands through the development and implementation of plans and programs that are designed to protect, conserve, and restore the County's natural resources.**

Appropriation Unit	FY 2007 Actual	FY 2008 Adopted	FY 2008 Forecast	FY 2009 Current	FY 2009 Expanded	FY 2009 Adopted	FY 2009 Change
Operating Expense	135,773	250,900	176,500	245,500	-	245,500	(2.15)
Indirect Cost Reimburs	3,400	5,800	5,800	3,500	-	3,500	(39.66)
Capital Outlay	1,042	-	6,800	-	-	-	na
Trans to 306 Parks Cap Fd	-	-	230,200	-	-	-	na
Reserves For Contingencies	-	12,800	-	12,500	-	12,500	(2.34)
Reserves For Capital	-	10,938,400	-	14,119,900	-	14,119,900	29.09
Total Appropriations	140,216	11,207,900	419,300	14,381,400	-	14,381,400	28.3%
Revenue	FY 2007 Actual	FY 2008 Adopted	FY 2008 Forecast	FY 2009 Current	FY 2009 Expanded	FY 2009 Adopted	FY 2009 Change
Miscellaneous Revenues	1	-	-	-	-	-	na
Interest/Misc	504,370	50,000	350,000	350,000	-	350,000	600.00
Trans fm 172 Conserv Collier Fd	2,750,700	2,644,900	2,644,900	2,627,900	-	2,627,900	(0.64)
Carry Forward	5,776,823	8,515,500	8,845,400	11,421,000	-	11,421,000	34.12
Negative 5% Revenue Reserve	-	(2,500)	-	(17,500)	-	(17,500)	600.00
Total Funding	9,031,893	11,207,900	11,840,300	14,381,400	-	14,381,400	28.3%

Juvenile Assessment Center Fund (175)

Fund Type: **Special Revenue**

Description: **Established for FY 05, funding for this program originates from additional court costs imposed by Article V. Proceeds are earmarked to fund specialized court system programming, including the Juvenile Assessment Center.**

Appropriation Unit	FY 2007 Actual	FY 2008 Adopted	FY 2008 Forecast	FY 2009 Current	FY 2009 Expanded	FY 2009 Adopted	FY 2009 Change
Indirect Cost Reimburs	300	200	200	300	-	300	50.00
Trans to Clerk Of Courts	97,185	98,700	77,700	73,700	-	73,700	(25.33)
Total Appropriations	97,485	98,900	77,900	74,000	-	74,000	(25.2%)
Revenue	FY 2007 Actual	FY 2008 Adopted	FY 2008 Forecast	FY 2009 Current	FY 2009 Expanded	FY 2009 Adopted	FY 2009 Change
Fines & Forfeitures	96,789	104,200	77,900	77,900	-	77,900	(25.24)
Interest/Misc	318	-	-	-	-	-	na
Carry Forward	638	-	-	-	-	-	na
Negative 5% Revenue Reserve	-	(5,300)	-	(3,900)	-	(3,900)	(26.42)
Total Funding	97,745	98,900	77,900	74,000	-	74,000	(25.2%)

**Collier County Government
Fiscal Year 2009 Fund Budget Summary**

Court Information Technology Fee (178)

Fund Type: **Special Revenue**

Description: **Established in FY 05, this Fund accounts for a portion of dedicated recordation fees intended to offset court related technology and similar court technology needs.**

Appropriation Unit	FY 2007 Actual	FY 2008 Adopted	FY 2008 Forecast	FY 2009 Current	FY 2009 Expanded	FY 2009 Adopted	FY 2009 Change
Operating Expense	342,093	387,800	336,400	70,600	-	70,600	(81.79)
Indirect Cost Reimburs	1,200	2,000	2,000	700	-	700	(65.00)
Capital Outlay	-	62,500	-	83,400	-	83,400	33.44
Trans to Clerk Of Courts	500,000	-	-	-	-	-	na
Trans to General Fund	308,300	339,900	260,800	272,700	-	272,700	(19.77)
Trans to 681 Court Serv Fds	206,800	398,800	398,800	431,200	-	431,200	8.12
Reserves For Contingencies	-	59,600	-	43,000	-	43,000	(27.85)
Reserves For Capital	-	476,500	-	3,200	-	3,200	(99.33)
Total Appropriations	1,358,393	1,727,100	998,000	904,800	-	904,800	(47.6%)

Revenue	FY 2007 Actual	FY 2008 Adopted	FY 2008 Forecast	FY 2009 Current	FY 2009 Expanded	FY 2009 Adopted	FY 2009 Change
Charges For Services	1,338,736	1,502,600	888,200	888,200	-	888,200	(40.89)
Interest/Misc	1,295	-	-	-	-	-	na
Carry Forward	190,450	299,700	170,900	61,100	-	61,100	(79.61)
Negative 5% Revenue Reserve	-	(75,200)	-	(44,500)	-	(44,500)	(40.82)
Total Funding	1,530,480	1,727,100	1,059,100	904,800	-	904,800	(47.6%)

Domestic Animal Services Donations (180)

Fund Type: **Special Revenue**

Description: **This fund was established to collect and monitor donations given to Domestic Animal Services by private citizens and/or organizations for the benefit of animals and their needs.**

Appropriation Unit	FY 2007 Actual	FY 2008 Adopted	FY 2008 Forecast	FY 2009 Current	FY 2009 Expanded	FY 2009 Adopted	FY 2009 Change
Operating Expense	3,234	3,500	13,400	17,300	-	17,300	394.29
Capital Outlay	-	1,000	-	-	-	-	(100.00)
Reserves For Contingencies	-	300	-	22,800	-	22,800	7,500.00
Total Appropriations	3,234	4,800	13,400	40,100	-	40,100	735.4%

Revenue	FY 2007 Actual	FY 2008 Adopted	FY 2008 Forecast	FY 2009 Current	FY 2009 Expanded	FY 2009 Adopted	FY 2009 Change
Miscellaneous Revenues	20,922	4,600	16,000	20,000	-	20,000	334.78
Interest/Misc	1,021	-	-	-	-	-	na
Carry Forward	-	500	18,500	21,100	-	21,100	4,120.00
Negative 5% Revenue Reserve	-	(300)	-	(1,000)	-	(1,000)	233.33
Total Funding	21,943	4,800	34,500	40,100	-	40,100	735.4%

Court Maintenance Fund (181)

Fund Type: **Special Revenue**

Description: **The source of revenue is Ordinance 04-43 adopted by the Board of County Commissioners on June 22, 2004 as authorized by s. 318.18(13)(a) F.S. The ordinance provides for a \$15 surcharge for those non-criminal traffic infractions set forth in Chapter 318, Florida Statutes, and certain criminal violations enumerated in Section 318.17, Florida Statutes. This revenue was specifically created to fund State Court Facilities.**

Appropriation Unit	FY 2007 Actual	FY 2008 Adopted	FY 2008 Forecast	FY 2009 Current	FY 2009 Expanded	FY 2009 Adopted	FY 2009 Change
Capital Outlay	62,518	1,102,900	1,284,000	1,855,400	-	1,855,400	68.23
Total Appropriations	62,518	1,102,900	1,284,000	1,855,400	-	1,855,400	68.2%

Revenue	FY 2007 Actual	FY 2008 Adopted	FY 2008 Forecast	FY 2009 Current	FY 2009 Expanded	FY 2009 Adopted	FY 2009 Change
Fines & Forfeitures	1,068,590	1,161,000	1,036,100	1,036,100	-	1,036,100	(10.76)
Interest/Misc	43,969	-	40,000	40,000	-	40,000	na
Carry Forward	-	-	1,041,000	833,100	-	833,100	na
Negative 5% Revenue Reserve	-	(58,100)	-	(53,800)	-	(53,800)	(7.40)
Total Funding	1,112,559	1,102,900	2,117,100	1,855,400	-	1,855,400	68.2%

**Collier County Government
Fiscal Year 2009 Fund Budget Summary**

TDC Beach Park Facilities (183)

Fund Type: **Special Revenue**

Description: **This fund accounts for the portion of Tourist Development dollars devoted to funding beach access projects throughout Collier County. Funding is provided by 1/3 of all Category A TDC dollars.**

Appropriation Unit	FY 2007 Actual	FY 2008 Adopted	FY 2008 Forecast	FY 2009 Current	FY 2009 Expanded	FY 2009 Adopted	FY 2009 Change
Operating Expense	72,166	-	-	10,000	-	10,000	na
Capital Outlay	4,939	2,480,100	183,300	8,860,900	-	8,860,900	257.28
Trans to Tax Collector	46,956	59,800	59,800	59,800	-	59,800	0
Trans to 299 Debt Serv Fd	538,709	3,215,000	3,202,300	-	-	-	(100.00)
Reserves For Contingencies	-	724,800	-	-	-	-	(100.00)
Reserves For Capital	-	1,200,000	-	500,200	-	500,200	(58.32)
Total Appropriations	662,769	7,679,700	3,445,400	9,430,900	-	9,430,900	22.8%

Revenue	FY 2007 Actual	FY 2008 Adopted	FY 2008 Forecast	FY 2009 Current	FY 2009 Expanded	FY 2009 Adopted	FY 2009 Change
Tourist Devel Tax	2,347,790	2,392,500	2,392,400	2,392,500	-	2,392,500	0
Interest/Misc	73,201	-	-	-	-	-	na
Other Financing Sources	153,939	-	-	-	-	-	na
Trans frm Tax Collector	22,934	-	-	-	-	-	na
Trans fm 194 TDC Prom Fd	-	88,600	176,900	199,600	-	199,600	125.28
Carry Forward	5,958,972	5,318,200	7,834,600	6,958,400	-	6,958,400	30.84
Negative 5% Revenue Reserve	-	(119,600)	-	(119,600)	-	(119,600)	0
Total Funding	8,556,837	7,679,700	10,403,900	9,430,900	-	9,430,900	22.8%

TDC Tourism Promotion Fund (184)

Fund Type: **Special Revenue**

Description: **This fund accounts for the portion of tourist development tax dollars that fund marking and promotion activities. The tourist tax is 4% and is levied against short-term (6 month or less) rentals that include hotel, motel rooms, condominiums and houses, campgrounds and other lodgings.**

Appropriation Unit	FY 2007 Actual	FY 2008 Adopted	FY 2008 Forecast	FY 2009 Current	FY 2009 Expanded	FY 2009 Adopted	FY 2009 Change
Operating Expense	2,992,824	3,801,100	3,781,500	4,131,800	-	4,131,800	8.70
Non Cash Year End Entry	88,966	-	-	-	-	-	na
Trans to Tax Collector	71,136	90,600	90,600	91,100	-	91,100	0.55
Reserves For Contingencies	-	211,000	-	63,700	-	63,700	(69.81)
Reserves For Capital	-	132,100	-	-	-	-	(100.00)
Total Appropriations	3,152,926	4,234,800	3,872,100	4,286,600	-	4,286,600	1.2%

Revenue	FY 2007 Actual	FY 2008 Adopted	FY 2008 Forecast	FY 2009 Current	FY 2009 Expanded	FY 2009 Adopted	FY 2009 Change
Tourist Devel Tax	3,556,789	3,625,000	3,624,800	3,625,000	-	3,625,000	0
Miscellaneous Revenues	6,366	20,000	33,000	20,000	-	20,000	0
Interest/Misc	21,242	-	2,600	-	-	-	na
Trans frm Tax Collector	34,749	-	35,000	-	-	-	na
Carry Forward	545,006	772,100	1,000,600	823,900	-	823,900	6.71
Negative 5% Revenue Reserve	-	(182,300)	-	(182,300)	-	(182,300)	0
Total Funding	4,164,152	4,234,800	4,696,000	4,286,600	-	4,286,600	1.2%

**Collier County Government
Fiscal Year 2009 Fund Budget Summary**

Immokalee Redevelopment (186)

Fund Type: **Special Revenue**

Description: **Established in FY 01 to implement the Immokalee Component Section of the Collier County Community Redevelopment Plan adopted by the Community Redevelopment Agency (CRA).**

Appropriation Unit	FY 2007 Actual	FY 2008 Adopted	FY 2008 Forecast	FY 2009 Current	FY 2009 Expanded	FY 2009 Adopted	FY 2009 Change
Personal Services	-	180,200	168,200	250,600	-	250,600	39.07
Operating Expense	106,803	327,700	400,400	243,600	-	243,600	(25.66)
Indirect Cost Reimburs	800	1,000	1,000	1,100	-	1,100	10.00
Capital Outlay	-	68,000	2,000	200,000	-	200,000	194.12
Grants and Aid	-	43,300	-	443,300	-	443,300	923.79
Remittances	13,488	15,000	-	-	-	-	(100.00)
Trans to 111 Unincorp Gen Fd	85,700	-	-	-	-	-	na
Reserves For Contingencies	-	-	-	75,000	-	75,000	na
Reserves For Capital	-	1,425,700	-	1,637,200	-	1,637,200	14.83
Total Appropriations	206,791	2,060,900	571,600	2,850,800	-	2,850,800	38.3%

Revenue	FY 2007 Actual	FY 2008 Adopted	FY 2008 Forecast	FY 2009 Current	FY 2009 Expanded	FY 2009 Adopted	FY 2009 Change
Interest/Misc	98,995	4,500	51,000	4,500	-	4,500	0
Trans fm 001 Gen Fund	655,900	728,900	728,900	674,700	-	674,700	(7.44)
Trans fm 111 MSTD Gen Fd	147,900	160,100	160,100	148,200	-	148,200	(7.43)
Carry Forward	972,271	1,167,600	1,655,200	2,023,600	-	2,023,600	73.31
Negative 5% Revenue Reserve	-	(200)	-	(200)	-	(200)	0
Total Funding	1,875,065	2,060,900	2,595,200	2,850,800	-	2,850,800	38.3%

Bayshore/Gateway Triangle Redevelopment (187)

Fund Type: **Special Revenue**

Description: **Established in FY 01 to implement the Bayshore/Gateway Triangle Component Section of the Collier County Community Redevelopment Plan adopted by the Community Redevelopment Agency (CRA).**

Appropriation Unit	FY 2007 Actual	FY 2008 Adopted	FY 2008 Forecast	FY 2009 Current	FY 2009 Expanded	FY 2009 Adopted	FY 2009 Change
Personal Services	302,281	318,000	347,600	398,400	-	398,400	25.28
Operating Expense	164,663	351,100	177,500	700,300	-	700,300	99.46
Indirect Cost Reimburs	11,600	18,000	18,000	35,000	-	35,000	94.44
Capital Outlay	1,726,442	1,454,000	820,000	2,625,000	-	2,625,000	80.54
Grants and Aid	103,299	310,000	150,000	320,000	-	320,000	3.23
Trans to Debt Serv Fds	237,152	500,000	320,000	500,000	-	500,000	0
Trans to 313 Gas Tax Cap Fd	-	-	200,000	-	-	-	na
Trans to 325 Stormw Cap Fd	529,000	-	-	-	-	-	na
Reserves For Contingencies	-	-	-	100,000	-	100,000	na
Reserves For Capital	-	2,164,900	-	619,200	-	619,200	(71.40)
Total Appropriations	3,074,437	5,116,000	2,033,100	5,297,900	-	5,297,900	3.6%

Revenue	FY 2007 Actual	FY 2008 Adopted	FY 2008 Forecast	FY 2009 Current	FY 2009 Expanded	FY 2009 Adopted	FY 2009 Change
Miscellaneous Revenues	6,430	-	-	-	-	-	na
Interest/Misc	195,724	5,500	86,000	10,000	-	10,000	81.82
Loan Proceeds	1,335,000	-	-	-	-	-	na
Trans fm 001 Gen Fund	1,601,300	1,880,300	1,880,300	1,711,700	-	1,711,700	(8.97)
Trans fm 111 MSTD Gen Fd	361,100	413,000	413,000	376,000	-	376,000	(8.96)
Carry Forward	2,450,988	2,817,500	2,854,500	3,200,700	-	3,200,700	13.60
Negative 5% Revenue Reserve	-	(300)	-	(500)	-	(500)	66.67
Total Funding	5,950,542	5,116,000	5,233,800	5,297,900	-	5,297,900	3.6%

**Collier County Government
Fiscal Year 2009 Fund Budget Summary**

800 MHz Inter-Government Radio Communication Program (188)

Fund Type: **Special Revenue**

Description: **Provides funding for operating and maintenance costs of the 800 MHz radio system. Revenue is generated from a \$12.50 surcharge on moving traffic violations.**

Appropriation Unit	FY 2007 Actual	FY 2008 Adopted	FY 2008 Forecast	FY 2009 Current	FY 2009 Expanded	FY 2009 Adopted	FY 2009 Change
Operating Expense	1,172,024	1,180,300	1,178,500	1,139,900	-	1,139,900	(3.42)
Capital Outlay	8,450	-	150,000	-	-	-	na
Reserves For Contingencies	-	59,000	-	57,000	-	57,000	(3.39)
Total Appropriations	1,180,474	1,239,300	1,328,500	1,196,900	-	1,196,900	(3.4%)

Revenue	FY 2007 Actual	FY 2008 Adopted	FY 2008 Forecast	FY 2009 Current	FY 2009 Expanded	FY 2009 Adopted	FY 2009 Change
Charges For Services	641,211	656,200	646,000	651,300	-	651,300	(0.75)
Miscellaneous Revenues	301,753	112,100	192,200	115,400	-	115,400	2.94
Interest/Misc	4,089	-	-	-	-	-	na
Reimb From Other Depts	152,239	125,000	125,000	125,000	-	125,000	0
Trans fm 001 Gen Fund	155,700	100,400	100,400	291,700	-	291,700	190.54
Carry Forward	252,223	284,000	323,000	58,100	-	58,100	(79.54)
Negative 5% Revenue Reserve	-	(38,400)	-	(44,600)	-	(44,600)	16.15
Total Funding	1,507,214	1,239,300	1,386,600	1,196,900	-	1,196,900	(3.4%)

E911 Wireless Emergency Phone System (189)

Fund Type: **Special Revenue**

Description: **Established to provide for costs associated with the Emergency 911 telephone system. Revenues are from a surcharge to cellular telephone users that are billed and collected by the telephone company and remitted to the County.**

Appropriation Unit	FY 2007 Actual	FY 2008 Adopted	FY 2008 Forecast	FY 2009 Current	FY 2009 Expanded	FY 2009 Adopted	FY 2009 Change
Remittances	710,411	-	-	2,225,400	-	2,225,400	na
Reserves For Contingencies	-	1,747,300	-	-	-	-	(100.00)
Total Appropriations	710,411	1,747,300	-	2,225,400	-	2,225,400	27.4%

Revenue	FY 2007 Actual	FY 2008 Adopted	FY 2008 Forecast	FY 2009 Current	FY 2009 Expanded	FY 2009 Adopted	FY 2009 Change
Franchise Fees	702,916	-	184,000	-	-	-	na
Interest/Misc	118,353	-	100,000	50,000	-	50,000	na
Carry Forward	1,643,382	1,747,300	1,891,400	2,175,400	-	2,175,400	24.50
Total Funding	2,464,651	1,747,300	2,175,400	2,225,400	-	2,225,400	27.4%

Miscellaneous Florida Statutes Fund (190)

Fund Type: **Special Revenue**

Description: **Accounts for handicapped parking violation revenues used to improve handicapped access to government facilities.**

Appropriation Unit	FY 2007 Actual	FY 2008 Adopted	FY 2008 Forecast	FY 2009 Current	FY 2009 Expanded	FY 2009 Adopted	FY 2009 Change
Operating Expense	21,470	25,300	25,300	29,600	-	29,600	17.00
Capital Outlay	42,000	-	-	-	-	-	na
Total Appropriations	63,470	25,300	25,300	29,600	-	29,600	17.0%

Revenue	FY 2007 Actual	FY 2008 Adopted	FY 2008 Forecast	FY 2009 Current	FY 2009 Expanded	FY 2009 Adopted	FY 2009 Change
Charges For Services	23,675	24,000	26,400	27,200	-	27,200	13.33
Interest/Misc	340	-	-	-	-	-	na
Carry Forward	42,420	2,500	2,700	3,800	-	3,800	52.00
Negative 5% Revenue Reserve	-	(1,200)	-	(1,400)	-	(1,400)	16.67
Total Funding	66,435	25,300	29,100	29,600	-	29,600	17.0%

Collier County Government
Fiscal Year 2009 Fund Budget Summary

State Housing Incentive Partnership (191)

Fund Type: **Special Revenue**

Description: **Grant funds used to provide affordable housing strategies such as impact fee waivers and deferrals, housing rehabilitation and down payment/closing cost assistance.**

Appropriation Unit	FY 2007 Actual	FY 2008 Adopted	FY 2008 Forecast	FY 2009 Current	FY 2009 Expanded	FY 2009 Adopted	FY 2009 Change
Personal Services	200,486	-	204,200	-	-	-	na
Operating Expense	60,355	-	25,100	120,500	-	120,500	na
Grants and Aid	5,647,279	-	5,556,900	2,613,300	-	2,613,300	na
Remittances	-	-	358,000	539,000	-	539,000	na
Total Appropriations	5,908,120	-	6,144,200	3,272,800	-	3,272,800	na
Revenue	FY 2007 Actual	FY 2008 Adopted	FY 2008 Forecast	FY 2009 Current	FY 2009 Expanded	FY 2009 Adopted	FY 2009 Change
Intergovernmental Revenues	4,045,300	-	8,614,300	-	-	-	na
Charges For Services	663,195	-	802,700	-	-	-	na
Miscellaneous Revenues	93,192	-	-	-	-	-	na
Interest/Misc	357,441	-	-	-	-	-	na
Carry Forward	2,576,338	-	-	3,272,800	-	3,272,800	na
Total Funding	7,735,465	-	9,417,000	3,272,800	-	3,272,800	na

Court Innovations (192)

Fund Type: **Special Revenue**

Description: **Provides guardianship services to indigent, incapacitated adults. Funded by filing fees and a matching transfer from the General Fund.**

Appropriation Unit	FY 2007 Actual	FY 2008 Adopted	FY 2008 Forecast	FY 2009 Current	FY 2009 Expanded	FY 2009 Adopted	FY 2009 Change
Personal Services	388,494	477,900	445,000	-	-	-	(100.00)
Operating Expense	192,353	196,000	194,500	194,000	-	194,000	(1.02)
Reserves For Contingencies	-	121,600	-	10,400	-	10,400	(91.45)
Total Appropriations	580,846	795,500	639,500	204,400	-	204,400	(74.3%)
Revenue	FY 2007 Actual	FY 2008 Adopted	FY 2008 Forecast	FY 2009 Current	FY 2009 Expanded	FY 2009 Adopted	FY 2009 Change
Fines & Forfeitures	193,578	208,300	155,800	155,800	-	155,800	(25.20)
Interest/Misc	443	-	-	-	-	-	na
Trans fm 171 Teen Court Fd	20,643	127,600	251,500	-	-	-	(100.00)
Trans fm 640 Law Library	90,219	109,500	100,600	56,400	-	56,400	(48.49)
Carry Forward	407,568	360,600	131,600	-	-	-	(100.00)
Negative 5% Revenue Reserve	-	(10,500)	-	(7,800)	-	(7,800)	(25.71)
Total Funding	712,451	795,500	639,500	204,400	-	204,400	(74.3%)

**Collier County Government
Fiscal Year 2009 Fund Budget Summary**

TDC Category C - Non County Museum (193)

Fund Type: **Special Revenue**

Description: **This fund distributes monies on a grant request basis to non-county museum facilities. The tourist tax is 4% and is levied against short-term (6 month or less) rentals that include hotel, motel rooms, condominiums and houses, campgrounds and other lodgings.**

Appropriation Unit	FY 2007 Actual	FY 2008 Adopted	FY 2008 Forecast	FY 2009 Current	FY 2009 Expanded	FY 2009 Adopted	FY 2009 Change
Remittances	158,709	506,000	506,000	675,000	-	675,000	33.40
Trans to Tax Collector	6,779	8,600	8,600	8,600	-	8,600	0
Reserves For Contingencies	-	46,400	-	26,300	-	26,300	(43.32)
Reserves For Capital	-	125,000	-	-	-	-	(100.00)
Total Appropriations	165,487	686,000	514,600	709,900	-	709,900	3.5%

Revenue	FY 2007 Actual	FY 2008 Adopted	FY 2008 Forecast	FY 2009 Current	FY 2009 Expanded	FY 2009 Adopted	FY 2009 Change
Tourist Devel Tax	338,936	345,400	345,000	345,400	-	345,400	0
Interest/Misc	5,795	-	-	-	-	-	na
Trans frm Tax Collector	3,311	-	-	-	-	-	na
Carry Forward	373,047	357,900	551,400	381,800	-	381,800	6.68
Negative 5% Revenue Reserve	-	(17,300)	-	(17,300)	-	(17,300)	0
Total Funding	721,089	686,000	896,400	709,900	-	709,900	3.5%

TDC - Administration & Disaster Recovery Transfer (194)

Fund Type: **Special Revenue**

Description: **This fund was established to monitor special events and promotion of the County. The tourist tax is 4% and is levied against short-term (6 months or less) rentals that include hotel and motel rooms, condominiums and houses, campgrounds, and other lodgings.**

Appropriation Unit	FY 2007 Actual	FY 2008 Adopted	FY 2008 Forecast	FY 2009 Current	FY 2009 Expanded	FY 2009 Adopted	FY 2009 Change
Personal Services	551,043	572,100	607,700	631,600	-	631,600	10.40
Operating Expense	178,596	301,900	251,900	316,700	-	316,700	4.90
Capital Outlay	7,146	7,500	5,600	5,000	-	5,000	(33.33)
Non Cash Year End Entry	961,818	-	-	-	-	-	na
Remittances	(494)	-	-	-	-	-	na
Trans to Tax Collector	33,063	42,100	42,100	42,100	-	42,100	0
Trans to Special Rev Fds	-	88,600	176,900	199,600	-	199,600	125.28
Trans to 195 TDC Fd	-	179,800	359,100	405,400	-	405,400	125.47
Trans to 196 TDC Eco Disaster Fd	-	408,400	235,200	-	-	-	(100.00)
Total Appropriations	1,731,172	1,600,400	1,678,500	1,600,400	-	1,600,400	0 %

Revenue	FY 2007 Actual	FY 2008 Adopted	FY 2008 Forecast	FY 2009 Current	FY 2009 Expanded	FY 2009 Adopted	FY 2009 Change
Tourist Devel Tax	1,653,131	1,684,600	1,684,500	1,684,600	-	1,684,600	0
Charges For Services	10,373	-	-	-	-	-	na
Miscellaneous Revenues	4,824	-	-	-	-	-	na
Interest/Misc	13,023	-	-	-	-	-	na
Trans frm Tax Collector	16,149	-	17,000	-	-	-	na
Carry Forward	16,668	-	(23,000)	-	-	-	na
Negative 5% Revenue Reserve	-	(84,200)	-	(84,200)	-	(84,200)	0
Total Funding	1,714,167	1,600,400	1,678,500	1,600,400	-	1,600,400	0 %

**Collier County Government
Fiscal Year 2009 Fund Budget Summary**

TDC - Beach Renourishment (195)

Fund Type: **Special Revenue**

Description: **This fund is dedicated to beach renourishment activities. The tourist tax is 4% and is levied against short-term (6 months or less) rentals that include hotel and motel rooms, condominiums and houses, campgrounds, and other lodgings.**

Appropriation Unit	FY 2007 Actual	FY 2008 Adopted	FY 2008 Forecast	FY 2009 Current	FY 2009 Expanded	FY 2009 Adopted	FY 2009 Change
Personal Services	326,476	405,600	325,600	577,200	-	577,200	42.31
Operating Expense	5,815,742	1,494,300	980,100	3,849,600	-	3,849,600	157.62
Capital Outlay	115,540	4,500	12,000	367,500	-	367,500	8,066.67
Remittances	85,130	-	-	893,100	-	893,100	na
Trans to Tax Collector	95,335	121,400	121,400	121,400	-	121,400	0
Trans to General Fund	133,800	194,100	194,100	191,200	-	191,200	(1.49)
Trans to 299 Debt Serv Fd	538,709	3,218,500	3,202,300	-	-	-	(100.00)
Trans to 320 Clam Bay Cap Fd	11,000	11,000	11,000	11,000	-	11,000	0
Reserves For Contingencies	-	-	-	4,900	-	4,900	na
Reserves For Capital	-	11,456,900	-	15,877,900	-	15,877,900	38.59
Total Appropriations	7,121,732	16,906,300	4,846,500	21,893,800	-	21,893,800	29.5%

Revenue	FY 2007 Actual	FY 2008 Adopted	FY 2008 Forecast	FY 2009 Current	FY 2009 Expanded	FY 2009 Adopted	FY 2009 Change
Tourist Devel Tax	4,766,726	4,857,500	4,857,300	4,857,500	-	4,857,500	0
Intergovernmental Revenues	2,218,115	1,261,300	3,207,900	-	-	-	(100.00)
FEMA - Fed Emerg Mgt Agency	1,300,911	-	-	-	-	-	na
Charges For Services	90	-	-	-	-	-	na
Miscellaneous Revenues	38,153	-	-	-	-	-	na
Interest/Misc	100,567	-	-	-	-	-	na
Other Financing Sources	307,879	-	-	-	-	-	na
Reimb From Other Depts	325	-	-	-	-	-	na
Trans frm Tax Collector	46,564	-	-	-	-	-	na
Trans fm 111 MSTD Gen Fd	40,000	-	-	-	-	-	na
Trans fm 194 TDC Prom Fd	-	179,800	359,100	405,400	-	405,400	125.47
Carry Forward	11,399,762	10,850,600	13,024,200	16,873,800	-	16,873,800	55.51
Negative 5% Revenue Reserve	-	(242,900)	-	(242,900)	-	(242,900)	0
Total Funding	20,219,092	16,906,300	21,448,500	21,893,800	-	21,893,800	29.5%

TDC - Disaster Recovery (196)

Fund Type: **Special Revenue**

Description: **This fund was established to promote and regenerate tourism after a natural disaster. The tourist tax is 4% and is levied against short-term (6 months or less) rentals that include hotel and motel rooms, condominiums and houses, campgrounds, and other lodgings.**

Appropriation Unit	FY 2007 Actual	FY 2008 Adopted	FY 2008 Forecast	FY 2009 Current	FY 2009 Expanded	FY 2009 Adopted	FY 2009 Change
Operating Expense	6,531	-	-	-	-	-	na
Reserves For Contingencies	-	1,500,000	-	1,500,000	-	1,500,000	0
Total Appropriations	6,531	1,500,000	-	1,500,000	-	1,500,000	0 %

Revenue	FY 2007 Actual	FY 2008 Adopted	FY 2008 Forecast	FY 2009 Current	FY 2009 Expanded	FY 2009 Adopted	FY 2009 Change
Interest/Misc	6,737	-	-	-	-	-	na
Other Financing Sources	500,000	-	-	-	-	-	na
Trans fm 194 TDC Prom Fd	-	408,400	235,200	-	-	-	(100.00)
Carry Forward	770,955	1,091,600	1,264,800	1,500,000	-	1,500,000	37.41
Total Funding	1,277,692	1,500,000	1,500,000	1,500,000	-	1,500,000	0 %

**Collier County Government
Fiscal Year 2009 Fund Budget Summary**

Museum (198)

Fund Type: **Special Revenue**

Description: **Established for operations of the Collier County Museum. This was previously included in the General Fund, but a policy decision changed the principal funding source to tourist tax revenues.**

Appropriation Unit	FY 2007 Actual	FY 2008 Adopted	FY 2008 Forecast	FY 2009 Current	FY 2009 Expanded	FY 2009 Adopted	FY 2009 Change
Personal Services	733,429	839,700	837,600	897,900	-	897,900	6.93
Operating Expense	440,618	509,600	565,400	422,000	-	422,000	(17.19)
Capital Outlay	386,607	356,000	404,900	-	-	-	(100.00)
Debt Service - Interest	9,848	-	-	-	-	-	na
Trans to Tax Collector	31,304	39,900	39,900	39,900	-	39,900	0
Trans to General Fund	24	59,800	59,800	59,800	-	59,800	0
Trans to Cap Proj	330,000	-	-	300,000	-	300,000	na
Reserves For Contingencies	-	167,400	-	82,000	-	82,000	(51.02)
Reserve for Attrition	-	(17,100)	-	-	-	-	(100.00)
Total Appropriations	1,931,829	1,955,300	1,907,600	1,801,600	-	1,801,600	(7.9%)

Revenue	FY 2007 Actual	FY 2008 Adopted	FY 2008 Forecast	FY 2009 Current	FY 2009 Expanded	FY 2009 Adopted	FY 2009 Change
Tourist Devel Tax	1,565,195	1,594,300	1,594,300	1,595,000	-	1,595,000	0.04
Charges For Services	14	-	600	-	-	-	na
Miscellaneous Revenues	27,008	-	400	-	-	-	na
Interest/Misc	10,472	-	1,100	-	-	-	na
Trans frm Tax Collector	15,290	-	-	-	-	-	na
Trans fm 001 Gen Fund	225,000	-	-	-	-	-	na
Carry Forward	741,482	440,800	597,600	286,400	-	286,400	(35.03)
Negative 5% Revenue Reserve	-	(79,800)	-	(79,800)	-	(79,800)	0
Total Funding	2,584,460	1,955,300	2,194,000	1,801,600	-	1,801,600	(7.9%)

911 Emergency Phone System Enhancement (199)

Fund Type: **Special Revenue**

Description: **Established to provide for costs associated with the Emergency 911 telephone system. Revenues are from a surcharge to telephone users that are billed and collected by the telephone company and remitted to the County.**

Appropriation Unit	FY 2007 Actual	FY 2008 Adopted	FY 2008 Forecast	FY 2009 Current	FY 2009 Expanded	FY 2009 Adopted	FY 2009 Change
Personal Services	315,939	-	-	-	-	-	na
Operating Expense	751,414	-	-	-	-	-	na
Capital Outlay	207,661	-	-	-	-	-	na
Remittances	-	-	-	2,842,600	-	2,842,600	na
Reserves For Contingencies	-	2,694,200	-	-	-	-	(100.00)
Total Appropriations	1,275,015	2,694,200	-	2,842,600	-	2,842,600	5.5%

Revenue	FY 2007 Actual	FY 2008 Adopted	FY 2008 Forecast	FY 2009 Current	FY 2009 Expanded	FY 2009 Adopted	FY 2009 Change
Franchise Fees	1,167,189	-	200	-	-	-	na
Interest/Misc	179,701	-	140,000	70,000	-	70,000	na
Carry Forward	2,580,069	2,694,200	2,632,400	2,772,600	-	2,772,600	2.91
Total Funding	3,926,959	2,694,200	2,772,600	2,842,600	-	2,842,600	5.5%

**Collier County Government
Fiscal Year 2009 Fund Budget Summary**

2002 Capital Improvement Revenue Bonds (210)

Fund Type: **Debt Service**

Description: **This bond issue was for major capital projects. The half-cent sales tax revenues are the pledged repayment source with final maturity in October 2021.**

Appropriation Unit	FY 2007 Actual	FY 2008 Adopted	FY 2008 Forecast	FY 2009 Current	FY 2009 Expanded	FY 2009 Adopted	FY 2009 Change
Operating Expense	-	1,200	-	1,200	-	1,200	0
Arbitrage Services	2,183	5,000	2,300	5,000	-	5,000	0
Debt Service - Principal	2,830,000	2,260,000	2,260,000	2,345,000	-	2,345,000	3.76
Debt Service - Interest	1,648,863	1,557,900	1,557,900	1,468,000	-	1,468,000	(5.77)
Total Appropriations	4,481,045	3,824,100	3,820,200	3,819,200	-	3,819,200	(0.1%)

Revenue	FY 2007 Actual	FY 2008 Adopted	FY 2008 Forecast	FY 2009 Current	FY 2009 Expanded	FY 2009 Adopted	FY 2009 Change
Interest/Misc	5,225	-	100	-	-	-	na
Trans fm 001 Gen Fund	401,700	2,506,100	2,506,100	2,517,300	-	2,517,300	0.45
Trans fm 113 Comm Dev Fd	253,500	254,100	254,100	253,700	-	253,700	(0.16)
Trans fm Debt Serv Fds	2,436,400	-	-	-	-	-	na
Trans fm Capital Proj Fds	-	340,000	340,000	339,800	-	339,800	(0.06)
Trans fm 346 Pks Unincorp Cap Fd	654,600	-	-	-	-	-	na
Trans fm 350 EMS Cap Fd	13,800	13,800	13,800	13,700	-	13,700	(0.72)
Trans fm 355 Library Cap Fd	472,300	473,400	473,400	472,700	-	472,700	(0.15)
Trans fm 390 Gen Gov Fac Cap Fd	221,600	222,100	222,100	221,800	-	221,800	(0.14)
Carry Forward	32,779	14,600	10,800	200	-	200	(98.63)
Total Funding	4,491,904	3,824,100	3,820,400	3,819,200	-	3,819,200	(0.1%)

1986/2003 Gas Tax Revenue Refunding Bonds (212)

Fund Type: **Debt Service**

Description: **This issue refunded the 2003 gas tax revenue bonds. Revenues pledged include the 5th Cent, 6th Cent, 7th Cent and 9th Cent Gas taxes with final maturity in June 2023.**

Appropriation Unit	FY 2007 Actual	FY 2008 Adopted	FY 2008 Forecast	FY 2009 Current	FY 2009 Expanded	FY 2009 Adopted	FY 2009 Change
Arbitrage Services	4,366	9,500	9,500	9,500	-	9,500	0
Debt Service	275	7,000	7,000	7,000	-	7,000	0
Debt Service - Principal	6,305,000	6,490,000	6,490,000	6,660,000	-	6,660,000	2.62
Debt Service - Interest	8,273,540	8,089,300	8,089,300	7,922,500	-	7,922,500	(2.06)
Reserves For Debt Service	-	4,100,000	-	3,965,400	-	3,965,400	(3.28)
Total Appropriations	14,583,181	18,695,800	14,595,800	18,564,400	-	18,564,400	(0.7%)

Revenue	FY 2007 Actual	FY 2008 Adopted	FY 2008 Forecast	FY 2009 Current	FY 2009 Expanded	FY 2009 Adopted	FY 2009 Change
Interest/Misc	280,642	25,000	200,000	200,000	-	200,000	700.00
Trans fm 313 Gax Tax Cap Fd	14,614,100	13,962,800	13,962,800	13,873,600	-	13,873,600	(0.64)
Carry Forward	4,665,277	4,709,300	4,933,800	4,500,800	-	4,500,800	(4.43)
Negative 5% Revenue Reserve	-	(1,300)	-	(10,000)	-	(10,000)	669.23
Total Funding	19,560,020	18,695,800	19,096,600	18,564,400	-	18,564,400	(0.7%)

**Collier County Government
Fiscal Year 2009 Fund Budget Summary**

1986/2003 Sales Tax Revenue Refunding Bond (215)

Fund Type: **Debt Service**

Description: **These bonds refunded the 1986 sales tax bonds which financed the construction of the Development Services Building and Courthouse Complex improvements, and the purchase of Lely Barefoot Beach. The revenue pledged is the half-cent sales tax, with final maturity in October 2012 and October 2013.**

Appropriation Unit	FY 2007 Actual	FY 2008 Adopted	FY 2008 Forecast	FY 2009 Current	FY 2009 Expanded	FY 2009 Adopted	FY 2009 Change
Arbitrage Services	2,183	7,000	7,000	7,000	-	7,000	0
Debt Service	4,526,086	3,000	3,000	3,000	-	3,000	0
Debt Service - Principal	1,380,000	1,313,700	1,315,000	1,340,000	-	1,340,000	2.00
Debt Service - Interest	1,899,756	1,687,200	1,686,800	1,658,600	-	1,658,600	(1.70)
Trans to 210 Debt Serv Fd	2,436,400	-	-	-	-	-	na
Total Appropriations	10,244,425	3,010,900	3,011,800	3,008,600	-	3,008,600	(0.1%)
Revenue	FY 2007 Actual	FY 2008 Adopted	FY 2008 Forecast	FY 2009 Current	FY 2009 Expanded	FY 2009 Adopted	FY 2009 Change
Interest/Misc	1,322	-	1,000	-	-	-	na
Trans fm 001 Gen Fund	1,045,700	1,043,500	1,043,500	1,025,300	-	1,025,300	(1.74)
Trans fm 113 Comm Dev Fd	4,818,746	-	-	-	-	-	na
Trans fm 381 Correctional Cap Fd	1,953,300	1,954,600	1,954,600	1,954,700	-	1,954,700	0.01
Carry Forward	2,463,730	12,800	41,300	28,600	-	28,600	123.44
Total Funding	10,282,798	3,010,900	3,040,400	3,008,600	-	3,008,600	(0.1%)

2005 Capital Improvement Revenue Refunding Bonds Fund (216)

Fund Type: **Debt Service**

Description: **Bonds are payable through October 1, 2035, pledging half-cent sales tax for the debt service. Proceeds were used to fund the construction of the North Regional Park, Fleet Facility, Courthouse Annex, Parking Garage, EOC and refinance Commercial Paper principal outstanding as of September 30, 2005.**

Appropriation Unit	FY 2007 Actual	FY 2008 Adopted	FY 2008 Forecast	FY 2009 Current	FY 2009 Expanded	FY 2009 Adopted	FY 2009 Change
Arbitrage Services	2,183	3,500	3,500	3,500	-	3,500	0
Debt Service	275	1,000	1,000	1,000	-	1,000	0
Debt Service - Principal	5,105,000	5,265,000	5,265,000	5,520,000	-	5,520,000	4.84
Debt Service - Interest	7,510,494	7,302,300	7,302,300	7,108,600	-	7,108,600	(2.65)
Trans to Cap Proj	-	-	-	494,000	-	494,000	na
Total Appropriations	12,617,952	12,571,800	12,571,800	13,127,100	-	13,127,100	4.4%
Revenue	FY 2007 Actual	FY 2008 Adopted	FY 2008 Forecast	FY 2009 Current	FY 2009 Expanded	FY 2009 Adopted	FY 2009 Change
Interest/Misc	15,913	-	2,500	1,400	-	1,400	na
Trans fm 001 Gen Fund	3,891,800	3,134,900	3,134,900	3,074,000	-	3,074,000	(1.94)
Trans fm 101 Transp Op Fd	363,200	362,300	362,300	363,500	-	363,500	0.33
Trans fm Capital Proj Fds	750,000	-	-	170,000	-	170,000	na
Trans fm 301 Co Wide Cap Fd	216,100	-	-	-	-	-	na
Trans fm 325 Stormwater Cap Fd	-	940,700	940,700	943,900	-	943,900	0.34
Trans fm 346 Pks Unincorp Cap Fd	2,380,100	3,118,600	3,118,600	2,945,100	-	2,945,100	(5.56)
Trans fm 350 EMS Cap Fd	445,700	444,700	444,700	-	-	-	(100.00)
Trans fm 385 Law Enforc Cap Fd	715,000	713,400	713,400	1,435,600	-	1,435,600	101.23
Trans fm 390 Gen Gov Fac Cap Fd	3,851,500	3,842,200	3,842,200	4,126,700	-	4,126,700	7.40
Carry Forward	68,780	15,000	79,500	67,000	-	67,000	346.67
Negative 5% Revenue Reserve	-	-	-	(100)	-	(100)	na
Total Funding	12,698,093	12,571,800	12,638,800	13,127,100	-	13,127,100	4.4%

**Collier County Government
Fiscal Year 2009 Fund Budget Summary**

Caribbean Gardens General Obligation Bond Fund (220)

Fund Type: **Debt Service**

Description: **Fund the purchase of Caribbean Gardens.**

Appropriation Unit	FY 2007 Actual	FY 2008 Adopted	FY 2008 Forecast	FY 2009 Current	FY 2009 Expanded	FY 2009 Adopted	FY 2009 Change
Arbitrage Services	5,918	7,000	7,000	7,000	-	7,000	0
Non Cash Year End Entry	(88,966)	-	-	-	-	-	na
Debt Service	-	1,000	1,000	1,000	-	1,000	0
Debt Service - Principal	12,565,000	11,087,000	11,300,000	11,526,600	-	11,526,600	3.97
Debt Service - Interest	1,181,266	1,199,500	650,000	400,000	-	400,000	(66.65)
Trans to Property Appraiser	75,734	87,000	83,700	94,900	-	94,900	9.08
Trans to Tax Collector	223,250	307,300	252,300	264,500	-	264,500	(13.93)
Total Appropriations	13,962,203	12,688,800	12,294,000	12,294,000	-	12,294,000	(3.1%)
Revenue	FY 2007 Actual	FY 2008 Adopted	FY 2008 Forecast	FY 2009 Current	FY 2009 Expanded	FY 2009 Adopted	FY 2009 Change
Ad Valorem Taxes	11,158,634	12,418,700	11,951,300	11,876,300	-	11,876,300	(4.37)
Delinquent Ad Valorem Taxes	2,588	-	200	200	-	200	na
Interest/Misc	119,659	20,000	75,000	50,000	-	50,000	150.00
Trans frm Property Appraiser	12,847	-	-	-	-	-	na
Trans frm Tax Collector	109,045	-	100,000	50,000	-	50,000	na
Trans fm 001 Gen Fund	45,400	-	-	-	-	-	na
Trans fm Capital Proj Fds	1,565,976	-	-	-	-	-	na
Carry Forward	2,062,291	872,000	1,106,700	939,200	-	939,200	7.71
Negative 5% Revenue Reserve	-	(621,900)	-	(621,700)	-	(621,700)	(0.03)
Total Funding	15,076,440	12,688,800	13,233,200	12,294,000	-	12,294,000	(3.1%)

1997 Naples Park Drainage Debt Service (226)

Fund Type: **Debt Service**

Description: **This special assessment bond issue, with final maturity in September 2012 was used to finance Naples Park drainage improvements.**

Appropriation Unit	FY 2007 Actual	FY 2008 Adopted	FY 2008 Forecast	FY 2009 Current	FY 2009 Expanded	FY 2009 Adopted	FY 2009 Change
Operating Expense	6,000	9,700	9,700	9,700	-	9,700	0
Debt Service	-	1,000	1,000	1,000	-	1,000	0
Debt Service - Principal	135,000	145,000	145,000	155,000	-	155,000	6.90
Debt Service - Interest	62,128	53,300	53,300	43,900	-	43,900	(17.64)
Trans to Property Appraiser	1,854	4,000	4,000	4,000	-	4,000	0
Trans to Tax Collector	2,361	3,500	3,500	3,500	-	3,500	0
Reserves For Debt Service	-	348,400	-	309,500	-	309,500	(11.17)
Total Appropriations	207,343	564,900	216,500	526,600	-	526,600	(6.8%)
Revenue	FY 2007 Actual	FY 2008 Adopted	FY 2008 Forecast	FY 2009 Current	FY 2009 Expanded	FY 2009 Adopted	FY 2009 Change
Interest/Misc	39,184	5,000	-	-	-	-	(100.00)
Assessments	125,645	99,600	106,600	130,000	-	130,000	30.52
Trans frm Tax Collector	1,153	-	-	-	-	-	na
Carry Forward	557,528	465,500	511,700	401,800	-	401,800	(13.68)
Negative 5% Revenue Reserve	-	(5,200)	-	(5,200)	-	(5,200)	0
Total Funding	723,510	564,900	618,300	526,600	-	526,600	(6.8%)

**Collier County Government
Fiscal Year 2009 Fund Budget Summary**

Pine Ridge / Naples Production Park Debt (232)

Fund Type: **Debt Service**

Description: **This special assessment bond, with final maturity in October 2013 was used to finance capital improvements within the respective industrial parks.**

Appropriation Unit	FY 2007 Actual	FY 2008 Adopted	FY 2008 Forecast	FY 2009 Current	FY 2009 Expanded	FY 2009 Adopted	FY 2009 Change
Operating Expense	31,656	-	-	-	-	-	na
Arbitrage Services	2,183	4,500	-	-	-	-	(100.00)
Debt Service	5,220,000	-	-	-	-	-	na
Debt Service - Principal	765,000	-	-	-	-	-	na
Debt Service - Interest	334,803	-	-	-	-	-	na
Trans to Property Appraiser	16,885	20,000	20,000	20,000	-	20,000	0
Trans to Tax Collector	20,478	35,000	35,000	35,000	-	35,000	0
Reserves For Capital	-	5,988,800	-	6,115,800	-	6,115,800	2.12
Total Appropriations	6,391,005	6,048,300	55,000	6,170,800	-	6,170,800	2.0%

Revenue	FY 2007 Actual	FY 2008 Adopted	FY 2008 Forecast	FY 2009 Current	FY 2009 Expanded	FY 2009 Adopted	FY 2009 Change
Interest/Misc	402,631	-	-	-	-	-	na
Assessments	1,042,068	949,600	769,000	760,400	-	760,400	(19.92)
Trans frm Tax Collector	10,002	-	-	-	-	-	na
Carry Forward	9,674,733	5,153,700	4,774,400	5,448,400	-	5,448,400	5.72
Negative 5% Revenue Reserve	-	(55,000)	-	(38,000)	-	(38,000)	(30.91)
Total Funding	11,129,434	6,048,300	5,543,400	6,170,800	-	6,170,800	2.0%

Euculid And Lakeland Fund (253)

Fund Type: **Debt Service**

Description: **Not active.**

Revenue	FY 2007 Actual	FY 2008 Adopted	FY 2008 Forecast	FY 2009 Current	FY 2009 Expanded	FY 2009 Adopted	FY 2009 Change
Interest/Misc	4,592	-	-	-	-	-	na
Carry Forward	76,592	-	-	-	-	-	na
Total Funding	81,183	-	-	-	-	-	na

Forest Lakes Roadway Limited General Obligation Bonds (259)

Fund Type: **Debt Service**

Description: **This special assessment bond, with final maturity in January 2022 was used to finance capital improvements within the respective residential area.**

Appropriation Unit	FY 2007 Actual	FY 2008 Adopted	FY 2008 Forecast	FY 2009 Current	FY 2009 Expanded	FY 2009 Adopted	FY 2009 Change
Arbitrage Services	-	3,500	3,500	3,500	-	3,500	0
Debt Service	-	1,000	1,000	1,000	-	1,000	0
Debt Service - Principal	-	330,000	300,000	325,000	-	325,000	(1.52)
Debt Service - Interest	-	270,000	270,000	231,200	-	231,200	(14.37)
Trans to Property Appraiser	-	-	-	6,000	-	6,000	na
Trans to Tax Collector	-	13,000	13,800	15,600	-	15,600	20.00
Reserves For Debt Service	-	-	-	52,400	-	52,400	na
Total Appropriations	-	617,500	588,300	634,700	-	634,700	2.8%

Revenue	FY 2007 Actual	FY 2008 Adopted	FY 2008 Forecast	FY 2009 Current	FY 2009 Expanded	FY 2009 Adopted	FY 2009 Change
Ad Valorem Taxes	-	650,000	627,300	622,500	-	622,500	(4.23)
Interest/Misc	-	-	2,300	2,000	-	2,000	na
Carry Forward	-	-	-	41,300	-	41,300	na
Negative 5% Revenue Reserve	-	(32,500)	-	(31,100)	-	(31,100)	(4.31)
Total Funding	-	617,500	629,600	634,700	-	634,700	2.8%

**Collier County Government
Fiscal Year 2009 Fund Budget Summary**

Series 2005A Limited General Obligation Bond Fund (272)

Fund Type: **Debt Service**

Description: **Bond service is through January 1, 2013; proceeds were used to purchase environmentally sensitive land.**

Appropriation Unit	FY 2007 Actual	FY 2008 Adopted	FY 2008 Forecast	FY 2009 Current	FY 2009 Expanded	FY 2009 Adopted	FY 2009 Change
Arbitrage Services	2,183	3,500	3,500	3,500	-	3,500	0
Debt Service	275	1,000	1,000	1,000	-	1,000	0
Debt Service - Principal	3,715,000	3,900,000	3,900,000	4,030,000	-	4,030,000	3.33
Debt Service - Interest	1,234,775	1,078,600	1,078,000	954,700	-	954,700	(11.49)
Trans to Property Appraiser	-	-	-	41,300	-	41,300	na
Trans to Tax Collector	-	162,400	120,000	132,700	-	132,700	(18.29)
Total Appropriations	4,952,233	5,145,500	5,102,500	5,163,200	-	5,163,200	0.3%
Revenue	FY 2007 Actual	FY 2008 Adopted	FY 2008 Forecast	FY 2009 Current	FY 2009 Expanded	FY 2009 Adopted	FY 2009 Change
Ad Valorem Taxes	-	5,413,500	5,210,800	5,306,500	-	5,306,500	(1.98)
Interest/Misc	670	500	8,900	1,000	-	1,000	100.00
Trans fm 172 Conserv Collier Fd	4,933,300	-	-	-	-	-	na
Carry Forward	22,730	2,200	4,400	121,000	-	121,000	5,400.00
Negative 5% Revenue Reserve	-	(270,700)	-	(265,300)	-	(265,300)	(1.99)
Total Funding	4,956,700	5,145,500	5,224,100	5,163,200	-	5,163,200	0.3%

Wachovia CRA Credit Line (287)

Fund Type: **Debt Service**

Description: **This Line of Credit, with final maturity in July 2011 was used to finance land acquisition and capital improvements within the Bayshore/Gateway Triangle Community Redevelopment Agency (CRA).**

Appropriation Unit	FY 2007 Actual	FY 2008 Adopted	FY 2008 Forecast	FY 2009 Current	FY 2009 Expanded	FY 2009 Adopted	FY 2009 Change
Debt Service - Interest	237,152	500,000	320,000	500,000	-	500,000	0
Total Appropriations	237,152	500,000	320,000	500,000	-	500,000	0 %
Revenue	FY 2007 Actual	FY 2008 Adopted	FY 2008 Forecast	FY 2009 Current	FY 2009 Expanded	FY 2009 Adopted	FY 2009 Change
Interest/Misc	4	-	-	-	-	-	na
Trans fm 187 Bayshore Redev Fd	237,152	500,000	320,000	500,000	-	500,000	0
Total Funding	237,156	500,000	320,000	500,000	-	500,000	0 %

**Collier County Government
Fiscal Year 2009 Fund Budget Summary**

5% Commercial Paper Loan (299)

Fund Type: **Debt Service**

Description: **This variable rate debt financed various capital projects including the Golden Gate Estates Library construction and the County beach renourishment project. The repayment source is available non ad valorem revenues**

Appropriation Unit	FY 2007 Actual	FY 2008 Adopted	FY 2008 Forecast	FY 2009 Current	FY 2009 Expanded	FY 2009 Adopted	FY 2009 Change
Arbitrage Services	8,187	49,000	42,000	49,000	-	49,000	0
Debt Service	-	3,616,800	1,800	-	-	-	(100.00)
Debt Service - Principal	4,040,000	11,691,400	11,160,900	8,281,900	-	8,281,900	(29.16)
Debt Service - Interest	323,894	1,071,700	1,919,400	3,485,200	-	3,485,200	225.20
Reserves For Debt Service	-	70,400	-	29,100	-	29,100	(58.66)
Total Appropriations	4,372,081	16,499,300	13,124,100	11,845,200	-	11,845,200	(28.2%)

Revenue	FY 2007 Actual	FY 2008 Adopted	FY 2008 Forecast	FY 2009 Current	FY 2009 Expanded	FY 2009 Adopted	FY 2009 Change
Interest/Misc	692	500	3,800	500	-	500	0
Loan Proceeds	37,372	-	24,600	-	-	-	na
Trans fm 001 Gen Fund	1,775,745	734,300	734,300	1,651,200	-	1,651,200	124.87
Trans fm Special Rev Fds	538,709	3,215,000	3,202,300	-	-	-	(100.00)
Trans fm 113 Comm Dev Fd	1,497,032	-	-	-	-	-	na
Trans fm 195 TDC Cap Fd	538,709	3,218,500	3,202,300	-	-	-	(100.00)
Trans fm 301 Co Wide Cap Fd	-	600,900	600,900	-	-	-	(100.00)
Trans fm 350 EMS Cap Fd	-	1,213,600	425,700	542,600	-	542,600	(55.29)
Trans fm 355 Library Cap Fd	-	1,512,300	1,314,000	1,504,200	-	1,504,200	(0.54)
Trans fm 385 Law Enforc Cap Fd	-	3,735,900	3,533,400	6,067,600	-	6,067,600	62.41
Trans fm 390 Gen Gov Fac Cap Fd	-	2,198,400	68,000	2,008,400	-	2,008,400	(8.64)
Carry Forward	69,427	69,900	85,500	70,700	-	70,700	1.14
Total Funding	4,457,687	16,499,300	13,194,800	11,845,200	-	11,845,200	(28.2%)

**Collier County Government
Fiscal Year 2009 Fund Budget Summary**

County-Wide Capital Projects (301)

Fund Type: **Capital Projects**

Description: **Accounts for all non-growth related capital projects. The principal funding source is an operating transfer from the General Fund.**

Appropriation Unit	FY 2007 Actual	FY 2008 Adopted	FY 2008 Forecast	FY 2009 Current	FY 2009 Expanded	FY 2009 Adopted	FY 2009 Change
Personal Services	22,405	-	-	-	-	-	na
Operating Expense	12,137,880	418,500	-	200,000	-	200,000	(52.21)
Capital Outlay	14,774,392	15,271,000	25,171,800	43,068,400	-	43,068,400	182.03
Advance/Loan to 350 EMS	159,500	814,800	814,800	-	-	-	(100.00)
Advance/Loan to 355 Library	-	838,200	3,092,700	3,748,800	-	3,748,800	347.24
Advance/Loan to 385 Law Enforcement	1,137,600	1,525,900	1,525,900	2,630,700	-	2,630,700	72.40
Advance/Loan to 390 Gen Gov't Fac	2,129,400	2,075,200	2,075,200	4,110,000	-	4,110,000	98.05
Advance/Loan to 381 Correctional Fac	-	-	-	53,100	-	53,100	na
Trans to 216 Debt Serv Fd	216,100	-	-	-	-	-	na
Trans to 299 Debt Serv Fd	-	600,900	600,900	-	-	-	(100.00)
Trans to 306 Parks Cap Fd	600,000	-	-	-	-	-	na
Reserves For Contingencies	-	591,500	-	-	-	-	(100.00)
Reserves For Debt Service	-	2,341,800	-	1,925,700	-	1,925,700	(17.77)
Total Appropriations	31,177,277	24,477,800	33,281,300	55,736,700	-	55,736,700	127.7%
Revenue	FY 2007 Actual	FY 2008 Adopted	FY 2008 Forecast	FY 2009 Current	FY 2009 Expanded	FY 2009 Adopted	FY 2009 Change
Intergovernmental Revenues	1,304,296	686,500	3,357,000	-	-	-	(100.00)
Charges For Services	1,558	-	-	-	-	-	na
Miscellaneous Revenues	123,863	-	2,400	-	-	-	na
Interest/Misc	277,610	5,700	-	-	-	-	(100.00)
Loan Proceeds	-	14,308,000	13,781,600	4,925,000	-	4,925,000	(65.58)
Trans fm 001 Gen Fund	32,179,700	20,425,200	20,425,200	18,632,200	-	18,632,200	(8.78)
Trans fm 111 MSTD Gen Fd	815,500	798,500	798,500	96,600	-	96,600	(87.90)
Trans fm 113 Comm Dev Fd	357,100	353,700	353,700	39,400	-	39,400	(88.86)
Trans fm 114 Pollutn Ctrl Fd	72,900	58,600	58,600	10,300	-	10,300	(82.42)
Trans fm 131 Dev Serv Fd	243,800	219,600	219,600	35,400	-	35,400	(83.88)
Trans fm 313 Gax Tax Cap Fd	334,000	93,400	93,400	49,900	-	49,900	(46.57)
Trans fm 325 Stormwater Cap Fd	47,100	44,300	44,300	11,900	-	11,900	(73.14)
Trans fm 408 Water / Sewer Fd	958,700	925,700	925,700	193,100	-	193,100	(79.14)
Trans fm 470 Solid Waste Fd	59,900	78,400	78,400	15,000	-	15,000	(80.87)
Carry Forward	19,462,823	(13,519,800)	24,815,700	31,727,900	-	31,727,900	(334.68)
Total Funding	56,238,850	24,477,800	64,954,100	55,736,700	-	55,736,700	127.7%

**Collier County Government
Fiscal Year 2009 Fund Budget Summary**

Parks Ad Valorem Capital Projects (306)

Fund Type: **Capital Projects**

Description: **Accounts for all non-growth related capital projects. The principal funding source is an operating transfer from the General Fund, MSTD General Fund and Vessel Registration Fees.**

Appropriation Unit	FY 2007 Actual	FY 2008 Adopted	FY 2008 Forecast	FY 2009 Current	FY 2009 Expanded	FY 2009 Adopted	FY 2009 Change
Operating Expense	537,376	-	-	1,737,500	-	1,737,500	na
Capital Outlay	798,356	2,445,900	2,266,900	18,765,400	-	18,765,400	667.22
Remittances	1,158,836	-	-	60,000	-	60,000	na
Trans to Tax Collector	6,979	12,000	12,000	12,000	-	12,000	0
Trans to Debt Serv Fds	1,565,976	-	-	-	-	-	na
Trans to 210 Debt Serv Fd	-	340,000	340,000	339,800	-	339,800	(0.06)
Reserves For Contingencies	-	199,900	-	-	-	-	(100.00)
Reserves For Capital	-	294,000	-	100,000	-	100,000	(65.99)
Total Appropriations	4,067,523	3,291,800	2,618,900	21,014,700	-	21,014,700	538.4%
Revenue	FY 2007 Actual	FY 2008 Adopted	FY 2008 Forecast	FY 2009 Current	FY 2009 Expanded	FY 2009 Adopted	FY 2009 Change
Licenses & Permits	376,563	250,000	380,000	282,400	-	282,400	12.96
Intergovernmental Revenues	9,898,650	230,400	64,400	200,000	-	200,000	(13.19)
Charges For Services	300	-	4,700	-	-	-	na
Miscellaneous Revenues	219,927	235,500	235,500	235,500	-	235,500	0
Interest/Misc	157,801	-	-	-	-	-	na
Trans frm Tax Collector	43,452	35,000	43,400	35,000	-	35,000	0
Trans fm 001 Gen Fund	655,000	300,000	300,000	667,500	-	667,500	122.50
Trans fm Special Rev Fds	-	-	230,200	-	-	-	na
Trans fm 111 MSTD Gen Fd	1,875,300	1,483,200	1,483,200	1,685,000	-	1,685,000	13.61
Trans fm 301 Co Wide Cap Fd	600,000	-	-	-	-	-	na
Carry Forward	7,762,182	770,200	17,370,900	17,923,400	-	17,923,400	2,227.11
Negative 5% Revenue Reserve	-	(12,500)	-	(14,100)	-	(14,100)	12.80
Total Funding	21,589,175	3,291,800	20,112,300	21,014,700	-	21,014,700	538.4%

Library Capital Projects (307)

Fund Type: **Capital Projects**

Description: **Accounts for contributions from individuals and organizations for the expansion of the Marco Library.**

Appropriation Unit	FY 2007 Actual	FY 2008 Adopted	FY 2008 Forecast	FY 2009 Current	FY 2009 Expanded	FY 2009 Adopted	FY 2009 Change
Operating Expense	12,214	-	-	-	-	-	na
Capital Outlay	-	-	1,100	660,900	-	660,900	na
Total Appropriations	12,214	-	1,100	660,900	-	660,900	na
Revenue	FY 2007 Actual	FY 2008 Adopted	FY 2008 Forecast	FY 2009 Current	FY 2009 Expanded	FY 2009 Adopted	FY 2009 Change
Charges For Services	38	-	-	-	-	-	na
Miscellaneous Revenues	-	-	409,100	-	-	-	na
Interest/Misc	1,348	-	-	-	-	-	na
Trans fm Trust & Agcy Fds	-	-	100,000	-	-	-	na
Carry Forward	164,922	-	152,900	660,900	-	660,900	na
Total Funding	166,308	-	662,000	660,900	-	660,900	na

**Collier County Government
Fiscal Year 2009 Fund Budget Summary**

Community Development System Development Capital (310)

Fund Type: **Capital Projects**

Description: **Accounts for all capital projects in the self-supporting (building permits) Community Development Fund. This includes building expansions and a replacement computerized permitting system.**

Appropriation Unit	FY 2007 Actual	FY 2008 Adopted	FY 2008 Forecast	FY 2009 Current	FY 2009 Expanded	FY 2009 Adopted	FY 2009 Change
Personal Services	41,301	-	50,000	-	-	-	na
Operating Expense	427,688	-	542,300	583,900	-	583,900	na
Capital Outlay	795,262	-	44,700	1,192,500	-	1,192,500	na
Trans to 113 Com Dev Fd	-	130,000	130,000	1,000,000	-	1,000,000	669.23
Trans to 131 Plan Serv Fd	-	130,000	130,000	130,000	-	130,000	0
Reserves For Contingencies	-	1,486,200	-	-	-	-	(100.00)
Total Appropriations	1,264,251	1,746,200	897,000	2,906,400	-	2,906,400	66.4%
Revenue	FY 2007 Actual	FY 2008 Adopted	FY 2008 Forecast	FY 2009 Current	FY 2009 Expanded	FY 2009 Adopted	FY 2009 Change
Interest/Misc	34,875	-	-	-	-	-	na
Carry Forward	5,060,467	1,746,200	3,803,400	2,906,400	-	2,906,400	66.44
Total Funding	5,095,342	1,746,200	3,803,400	2,906,400	-	2,906,400	66.4%

Gas Tax - Engineering Operations (312)

Fund Type: **Capital Projects**

Description: **These are the principal funds utilized in the road capital construction program. The principal revenue source is gas tax revenue.**

Appropriation Unit	FY 2007 Actual	FY 2008 Adopted	FY 2008 Forecast	FY 2009 Current	FY 2009 Expanded	FY 2009 Adopted	FY 2009 Change
Personal Services	2,235,676	2,581,800	2,434,900	2,583,800	-	2,583,800	0.08
Operating Expense	263,418	230,100	206,400	201,500	-	201,500	(12.43)
Indirect Cost Reimburs	162,700	150,100	150,100	130,700	-	130,700	(12.92)
Capital Outlay	61,458	67,600	57,800	55,500	-	55,500	(17.90)
Reserves For Contingencies	-	168,100	-	56,500	-	56,500	(66.39)
Reserve for Attrition	-	(71,300)	-	-	-	-	(100.00)
Total Appropriations	2,723,252	3,126,400	2,849,200	3,028,000	-	3,028,000	(3.1%)
Revenue	FY 2007 Actual	FY 2008 Adopted	FY 2008 Forecast	FY 2009 Current	FY 2009 Expanded	FY 2009 Adopted	FY 2009 Change
Miscellaneous Revenues	131	-	-	-	-	-	na
Interest/Misc	3,267	-	-	-	-	-	na
Trans fm 313 Gax Tax Cap Fd	2,586,800	2,790,500	2,790,500	2,806,600	-	2,806,600	0.58
Carry Forward	415,774	335,900	280,100	221,400	-	221,400	(34.09)
Total Funding	3,005,971	3,126,400	3,070,600	3,028,000	-	3,028,000	(3.1%)

**Collier County Government
Fiscal Year 2009 Fund Budget Summary**

Gas Tax - Road Construction (313)

Fund Type: **Capital Projects**

Description: **These are the principal funds utilized in the road capital construction program. The principal revenue source is gas tax revenue.**

Appropriation Unit	FY 2007 Actual	FY 2008 Adopted	FY 2008 Forecast	FY 2009 Current	FY 2009 Expanded	FY 2009 Adopted	FY 2009 Change
Operating Expense	6,961,355	1,043,000	-	433,300	-	433,300	(58.46)
Capital Outlay	82,343,999	32,084,100	57,127,500	125,010,200	-	125,010,200	289.63
Grants and Aid	267	-	-	-	-	-	na
Remittances	2,300,000	1,000,000	-	3,040,000	-	3,040,000	204.00
Trans to General Fund	202,800	248,000	248,000	253,200	-	253,200	2.10
Trans to 101 Transp Op Fd	554,500	604,600	604,600	450,700	-	450,700	(25.45)
Trans to 212 Debt Serv Fd	14,614,100	13,962,800	13,962,800	13,873,600	-	13,873,600	(0.64)
Trans to 301 Co Wide Cap Fd	334,000	93,400	93,400	49,900	-	49,900	(46.57)
Trans to 312 Gas Tax Op Fd	2,586,800	2,790,500	2,790,500	2,806,600	-	2,806,600	0.58
Trans to 426 CAT Mass Transit Fd	2,000,000	2,000,000	2,000,000	1,750,000	-	1,750,000	(12.50)
Reserves For Contingencies	-	-	-	4,317,900	-	4,317,900	na
Reserves For Capital	-	2,847,100	-	-	-	-	(100.00)
Total Appropriations	111,897,821	56,673,500	76,826,800	151,985,400	-	151,985,400	168.2%
Revenue	FY 2007 Actual	FY 2008 Adopted	FY 2008 Forecast	FY 2009 Current	FY 2009 Expanded	FY 2009 Adopted	FY 2009 Change
Local Gas Taxes	14,165,138	16,252,600	13,926,000	12,853,400	-	12,853,400	(20.91)
Intergovernmental Revenues	(3,323,850)	6,034,000	6,327,000	8,066,200	-	8,066,200	33.68
Gas Taxes	5,432,463	5,849,400	6,220,200	5,934,600	-	5,934,600	1.46
Charges For Services	9,273,275	-	805,000	-	-	-	na
Miscellaneous Revenues	1,793,113	-	-	-	-	-	na
Interest/Misc	1,276,250	-	-	-	-	-	na
Other Financing Sources	4	-	-	-	-	-	na
Loan Proceeds	-	8,805,400	-	-	-	-	(100.00)
Reimb From Other Depts	3,469,704	-	-	-	-	-	na
Trans fm 001 Gen Fund	30,100,000	24,000,000	24,000,000	23,509,100	-	23,509,100	(2.05)
Trans fm Special Rev Fds	1,149,579	-	621,700	-	-	-	na
Trans fm 101 Transp Op Fd	500,000	-	-	-	-	-	na
Trans fm 111 MSTD Gen Fd	250,000	-	-	-	-	-	na
Trans fm 187 Bayshore Redev Fd	-	-	200,000	-	-	-	na
Trans fm Enterprise Fds	-	-	1,338,300	-	-	-	na
Carry Forward	172,486,953	(3,056,200)	122,717,500	102,976,500	-	102,976,500	(3,469.43)
Negative 5% Revenue Reserve	-	(1,211,700)	-	(1,354,400)	-	(1,354,400)	11.78
Total Funding	236,572,628	56,673,500	176,155,700	151,985,400	-	151,985,400	168.2%

Museum Capital Fund (314)

Fund Type: **Capital Projects**

Description: **This fund was created to provide for the monitoring of capital projects associated with the various museum facilities throughout the county.**

Appropriation Unit	FY 2007 Actual	FY 2008 Adopted	FY 2008 Forecast	FY 2009 Current	FY 2009 Expanded	FY 2009 Adopted	FY 2009 Change
Operating Expense	22,799	-	81,500	863,200	-	863,200	na
Capital Outlay	110,427	500,000	92,000	660,100	-	660,100	32.02
Total Appropriations	133,225	500,000	173,500	1,523,300	-	1,523,300	204.7%
Revenue	FY 2007 Actual	FY 2008 Adopted	FY 2008 Forecast	FY 2009 Current	FY 2009 Expanded	FY 2009 Adopted	FY 2009 Change
Interest/Misc	7,252	-	-	-	-	-	na
Trans fm 001 Gen Fund	500,000	500,000	500,000	200,000	-	200,000	(60.00)
Trans fm 198 Museum Fd	330,000	-	-	300,000	-	300,000	na
Carry Forward	-	-	696,800	1,023,300	-	1,023,300	na
Total Funding	837,252	500,000	1,196,800	1,523,300	-	1,523,300	204.7%

**Collier County Government
Fiscal Year 2009 Fund Budget Summary**

Clam Bay Restoration (320)

Fund Type: **Capital Projects**

Description: **Provides funding via special assessments for restoration of mangroves in the Clam Bay estuary.**

Appropriation Unit	FY 2007 Actual	FY 2008 Adopted	FY 2008 Forecast	FY 2009 Current	FY 2009 Expanded	FY 2009 Adopted	FY 2009 Change
Operating Expense	189,235	320,000	112,100	793,000	-	793,000	147.81
Trans to Property Appraiser	2,300	2,200	2,200	2,200	-	2,200	0
Trans to Tax Collector	2,153	3,300	3,300	3,300	-	3,300	0
Total Appropriations	193,689	325,500	117,600	798,500	-	798,500	145.3%
Revenue	FY 2007 Actual	FY 2008 Adopted	FY 2008 Forecast	FY 2009 Current	FY 2009 Expanded	FY 2009 Adopted	FY 2009 Change
Charges For Services	221	-	-	-	-	-	na
Interest/Misc	2,490	-	-	-	-	-	na
Assessments	107,821	106,100	103,100	106,100	-	106,100	0
Trans frm Tax Collector	1,062	-	-	-	-	-	na
Trans fm 111 MSTD Gen Fd	256,000	214,000	214,000	214,000	-	214,000	0
Trans fm 195 TDC Cap Fd	11,000	11,000	11,000	11,000	-	11,000	0
Carry Forward	68,765	-	251,300	473,000	-	473,000	na
Negative 5% Revenue Reserve	-	(5,600)	-	(5,600)	-	(5,600)	0
Total Funding	447,358	325,500	579,400	798,500	-	798,500	145.3%

Pelican Bay Irrigation & Landscape (322)

Fund Type: **Capital Projects**

Description: **Established to upgrade the existing irrigation system funding through assessments.**

Appropriation Unit	FY 2007 Actual	FY 2008 Adopted	FY 2008 Forecast	FY 2009 Current	FY 2009 Expanded	FY 2009 Adopted	FY 2009 Change
Operating Expense	467,048	424,800	127,500	1,154,200	-	1,154,200	171.70
Trans to Property Appraiser	4,945	10,600	10,600	14,000	-	14,000	32.08
Trans to Tax Collector	9,148	9,200	9,200	13,800	-	13,800	50.00
Reserves For Contingencies	-	-	-	41,000	-	41,000	na
Total Appropriations	481,141	444,600	147,300	1,223,000	-	1,223,000	175.1%
Revenue	FY 2007 Actual	FY 2008 Adopted	FY 2008 Forecast	FY 2009 Current	FY 2009 Expanded	FY 2009 Adopted	FY 2009 Change
Charges For Services	195	-	-	-	-	-	na
Interest/Misc	48,335	6,100	30,000	6,100	-	6,100	0
Assessments	458,023	298,000	284,000	454,000	-	454,000	52.35
Trans frm Tax Collector	4,461	-	-	-	-	-	na
Carry Forward	594,448	156,200	620,100	786,800	-	786,800	403.71
Negative 5% Revenue Reserve	-	(15,700)	-	(23,900)	-	(23,900)	52.23
Total Funding	1,105,462	444,600	934,100	1,223,000	-	1,223,000	175.1%

**Collier County Government
Fiscal Year 2009 Fund Budget Summary**

Stormwater Operations (324)

Fund Type: **Capital Projects**

Description: **Accounts for Stormwater capital projects. The principal funding source is an operating transfer from the General Fund.**

Appropriation Unit	FY 2007 Actual	FY 2008 Adopted	FY 2008 Forecast	FY 2009 Current	FY 2009 Expanded	FY 2009 Adopted	FY 2009 Change
Personal Services	1,163,787	1,097,700	935,700	805,100	-	805,100	(26.66)
Operating Expense	67,577	241,600	74,300	251,600	-	251,600	4.14
Capital Outlay	1,348	2,500	-	2,500	-	2,500	0
Reserves For Contingencies	-	77,000	-	86,500	-	86,500	12.34
Reserve for Attrition	-	(31,100)	-	-	-	-	(100.00)
Total Appropriations	1,232,711	1,387,700	1,010,000	1,145,700	-	1,145,700	(17.4%)
Revenue	FY 2007 Actual	FY 2008 Adopted	FY 2008 Forecast	FY 2009 Current	FY 2009 Expanded	FY 2009 Adopted	FY 2009 Change
SFWMD/Big Cypress Revenue	-	116,900	-	-	-	-	(100.00)
Interest/Misc	2,482	-	-	-	-	-	na
Reimb From Other Depts	62,800	62,800	62,800	-	-	-	(100.00)
Trans fm 001 Gen Fund	1,444,900	930,500	930,500	922,800	-	922,800	(0.83)
Carry Forward	(44,354)	286,500	239,600	222,900	-	222,900	(22.20)
Negative 5% Revenue Reserve	-	(9,000)	-	-	-	-	(100.00)
Total Funding	1,465,828	1,387,700	1,232,900	1,145,700	-	1,145,700	(17.4%)

Stormwater Capital Projects (325)

Fund Type: **Capital Projects**

Description: **Accounts for Stormwater capital projects. The principal funding source is an operating transfer from the General Fund.**

Appropriation Unit	FY 2007 Actual	FY 2008 Adopted	FY 2008 Forecast	FY 2009 Current	FY 2009 Expanded	FY 2009 Adopted	FY 2009 Change
Operating Expense	3,728,596	-	-	-	-	-	na
Capital Outlay	8,086,753	18,474,200	19,329,200	19,367,700	-	19,367,700	4.84
Remittances	250,000	-	-	-	-	-	na
Trans to 101 Transp Op Fd	-	165,600	165,600	-	-	-	(100.00)
Trans to 216 Debt Serv Fd	-	940,700	940,700	943,900	-	943,900	0.34
Trans to 301 Co Wide Cap Fd	47,100	44,300	44,300	11,900	-	11,900	(73.14)
Reserves For Contingencies	-	109,000	-	132,400	-	132,400	21.47
Total Appropriations	12,112,449	19,733,800	20,479,800	20,455,900	-	20,455,900	3.7%
Revenue	FY 2007 Actual	FY 2008 Adopted	FY 2008 Forecast	FY 2009 Current	FY 2009 Expanded	FY 2009 Adopted	FY 2009 Change
Licenses & Permits	1,295,000	-	-	-	-	-	na
Intergovernmental Revenues	940,000	8,225,000	-	-	-	-	(100.00)
SFWMD/Big Cypress Revenue	45,000	-	1,600,000	2,200,000	-	2,200,000	na
Charges For Services	90	-	-	-	-	-	na
Miscellaneous Revenues	211,847	-	-	-	-	-	na
Interest/Misc	113,917	-	-	-	-	-	na
Trans fm 001 Gen Fund	9,062,600	12,395,400	12,395,400	12,147,500	-	12,147,500	(2.00)
Trans fm 111 MSTD Gen Fd	77,000	-	-	-	-	-	na
Trans fm 187 Bayshore Redev Fd	529,000	-	-	-	-	-	na
Carry Forward	12,413,899	(475,300)	12,480,300	6,218,400	-	6,218,400	(1,408.31)
Negative 5% Revenue Reserve	-	(411,300)	-	(110,000)	-	(110,000)	(73.26)
Total Funding	24,688,353	19,733,800	26,475,700	20,455,900	-	20,455,900	3.7%

**Collier County Government
Fiscal Year 2009 Fund Budget Summary**

Road Impact Fee - District 1, North Naples (331)

Fund Type: **Capital Projects**

Description: **Collier County's Transportation Impact Fee was originally adopted in January 1985, to assist the County in providing adequate transportation facilities for expected growth. Impact fees are collected on new building construction by districts and are segregated into individual funds. Impact fees are expended on projects in the impact fee district or within an adjoining district in which they were collected.**

Appropriation Unit	FY 2007 Actual	FY 2008 Adopted	FY 2008 Forecast	FY 2009 Current	FY 2009 Expanded	FY 2009 Adopted	FY 2009 Change
Operating Expense	4,439,654	21,900	408,400	453,700	-	453,700	1,971.69
Capital Outlay	17,160,670	37,515,200	9,419,200	33,464,700	-	33,464,700	(10.80)
Reserves For Contingencies	-	-	-	1,979,300	-	1,979,300	na
Reserves For Debt Service	-	1,900,000	-	-	-	-	(100.00)
Total Appropriations	21,600,325	39,437,100	9,827,600	35,897,700	-	35,897,700	(9.0%)
Revenue	FY 2007 Actual	FY 2008 Adopted	FY 2008 Forecast	FY 2009 Current	FY 2009 Expanded	FY 2009 Adopted	FY 2009 Change
Interest/Misc	207,128	-	-	-	-	-	na
Impact Fees	4,237,772	12,500,000	9,300,000	9,300,000	-	9,300,000	(25.60)
COA Impact Fees	9,377,867	4,200,000	4,200,000	5,200,000	-	5,200,000	23.81
Loan Proceeds	-	16,500,000	-	-	-	-	(100.00)
Carry Forward	26,390,825	7,072,100	18,450,300	22,122,700	-	22,122,700	212.82
Negative 5% Revenue Reserve	-	(835,000)	-	(725,000)	-	(725,000)	(13.17)
Total Funding	40,213,592	39,437,100	31,950,300	35,897,700	-	35,897,700	(9.0%)

Road Impact Fee - District 2, East Naples & Golden Gate City (333)

Fund Type: **Capital Projects**

Description: **Collier County's Transportation Impact Fee was originally adopted in January 1985, to assist the County in providing adequate transportation facilities for expected growth. Impact fees are collected on new building construction by districts and are segregated into individual funds. Impact fees are expended on projects in the impact fee district or within an adjoining district in which they were collected.**

Appropriation Unit	FY 2007 Actual	FY 2008 Adopted	FY 2008 Forecast	FY 2009 Current	FY 2009 Expanded	FY 2009 Adopted	FY 2009 Change
Operating Expense	2,379,719	139,600	184,100	196,000	-	196,000	40.40
Capital Outlay	8,917,987	36,052,700	14,306,300	25,338,800	-	25,338,800	(29.72)
Reserves For Debt Service	-	2,500,000	-	-	-	-	(100.00)
Reserves For Capital	-	753,700	-	-	-	-	(100.00)
Total Appropriations	11,297,706	39,446,000	14,490,400	25,534,800	-	25,534,800	(35.3%)
Revenue	FY 2007 Actual	FY 2008 Adopted	FY 2008 Forecast	FY 2009 Current	FY 2009 Expanded	FY 2009 Adopted	FY 2009 Change
Miscellaneous Revenues	4,000	-	-	-	-	-	na
Interest/Misc	246,533	-	-	-	-	-	na
Impact Fees	3,228,708	7,500,000	3,000,000	3,000,000	-	3,000,000	(60.00)
COA Impact Fees	16,930,783	9,500,000	3,000,000	5,000,000	-	5,000,000	(47.37)
Loan Proceeds	-	20,500,000	-	-	-	-	(100.00)
Reimb From Other Depts	51,624	-	-	-	-	-	na
Carry Forward	17,475,926	2,796,000	26,425,200	17,934,800	-	17,934,800	541.44
Negative 5% Revenue Reserve	-	(850,000)	-	(400,000)	-	(400,000)	(52.94)
Total Funding	37,937,575	39,446,000	32,425,200	25,534,800	-	25,534,800	(35.3%)

**Collier County Government
Fiscal Year 2009 Fund Budget Summary**

Road Impact Fee - District 3, City of Naples (334)

Fund Type: **Capital Projects**

Description: **Collier County's Transportation Impact Fee was originally adopted in January 1985, to assist the County in providing adequate transportation facilities for expected growth. Impact fees are collected on new building construction by districts and are segregated into individual funds. Impact fees are expended on projects in the impact fee district or within an adjoining district in which they were collected.**

Appropriation Unit	FY 2007 Actual	FY 2008 Adopted	FY 2008 Forecast	FY 2009 Current	FY 2009 Expanded	FY 2009 Adopted	FY 2009 Change
Operating Expense	67,088	31,900	5,100	357,700	-	357,700	1,021.32
Capital Outlay	1,838,160	2,279,900	863,400	1,723,400	-	1,723,400	(24.41)
Reserves For Contingencies	-	-	-	123,700	-	123,700	na
Reserves For Capital	-	231,800	-	128,900	-	128,900	(44.39)
Total Appropriations	1,905,248	2,543,600	868,500	2,333,700	-	2,333,700	(8.3%)
Revenue	FY 2007 Actual	FY 2008 Adopted	FY 2008 Forecast	FY 2009 Current	FY 2009 Expanded	FY 2009 Adopted	FY 2009 Change
Interest/Misc	14,862	-	-	-	-	-	na
Impact Fees	2,108,905	1,200,000	500,000	500,600	-	500,600	(58.28)
Reimb From Other Depts	283,900	-	-	-	-	-	na
Carry Forward	1,443,945	1,403,600	1,932,800	1,858,100	-	1,858,100	32.38
Negative 5% Revenue Reserve	-	(60,000)	-	(25,000)	-	(25,000)	(58.33)
Total Funding	3,851,612	2,543,600	2,432,800	2,333,700	-	2,333,700	(8.3%)

Road Impact Fee - District 4, South County & Marco Island (336)

Fund Type: **Capital Projects**

Description: **Collier County's Transportation Impact Fee was originally adopted in January 1985, to assist the County in providing adequate transportation facilities for expected growth. Impact fees are collected on new building construction by districts and are segregated into individual funds. Impact fees are expended on projects in the impact fee district or within an adjoining district in which they were collected.**

Appropriation Unit	FY 2007 Actual	FY 2008 Adopted	FY 2008 Forecast	FY 2009 Current	FY 2009 Expanded	FY 2009 Adopted	FY 2009 Change
Operating Expense	1,743,306	110,700	106,900	230,900	-	230,900	108.58
Capital Outlay	24,037,874	32,245,700	18,704,000	11,232,700	-	11,232,700	(65.17)
Reserves For Debt Service	-	2,500,000	-	-	-	-	(100.00)
Reserves For Capital	-	2,988,300	-	-	-	-	(100.00)
Total Appropriations	25,781,180	37,844,700	18,810,900	11,463,600	-	11,463,600	(69.7%)
Revenue	FY 2007 Actual	FY 2008 Adopted	FY 2008 Forecast	FY 2009 Current	FY 2009 Expanded	FY 2009 Adopted	FY 2009 Change
Charges For Services	2,160	-	-	-	-	-	na
Miscellaneous Revenues	367,983	-	-	-	-	-	na
Interest/Misc	249,882	-	-	-	-	-	na
Impact Fees	4,157,903	7,500,000	2,250,000	2,250,000	-	2,250,000	(70.00)
COA Impact Fees	8,557,067	5,000,000	500,000	1,300,000	-	1,300,000	(74.00)
Loan Proceeds	-	21,250,000	-	-	-	-	(100.00)
Carry Forward	36,793,893	4,719,700	24,152,000	8,091,100	-	8,091,100	71.43
Negative 5% Revenue Reserve	-	(625,000)	-	(177,500)	-	(177,500)	(71.60)
Total Funding	50,128,888	37,844,700	26,902,000	11,463,600	-	11,463,600	(69.7%)

**Collier County Government
Fiscal Year 2009 Fund Budget Summary**

Road Impact Fee - District 6, Golden Gate Estates (338)

Fund Type: **Capital Projects**

Description: **Collier County's Transportation Impact Fee was originally adopted in January 1985, to assist the County in providing adequate transportation facilities for expected growth. Impact fees are collected on new building construction by districts and are segregated into individual funds. Impact fees are expended on projects in the impact fee district or within an adjoining district in which they were collected.**

Appropriation Unit	FY 2007 Actual	FY 2008 Adopted	FY 2008 Forecast	FY 2009 Current	FY 2009 Expanded	FY 2009 Adopted	FY 2009 Change
Operating Expense	3,095,536	113,500	45,300	217,600	-	217,600	91.72
Capital Outlay	14,264,930	41,991,100	13,068,900	19,441,200	-	19,441,200	(53.70)
Reserves For Contingencies	-	-	-	1,156,800	-	1,156,800	na
Reserves For Debt Service	-	2,500,000	-	-	-	-	(100.00)
Reserves For Capital	-	750,000	-	3,085,200	-	3,085,200	311.36
Total Appropriations	17,360,465	45,354,600	13,114,200	23,900,800	-	23,900,800	(47.3%)
Revenue	FY 2007 Actual	FY 2008 Adopted	FY 2008 Forecast	FY 2009 Current	FY 2009 Expanded	FY 2009 Adopted	FY 2009 Change
Interest/Misc	297,072	-	-	-	-	-	na
Impact Fees	3,257,971	1,400,000	2,250,000	2,250,000	-	2,250,000	60.71
COA Impact Fees	12,926,558	7,300,000	2,000,000	2,500,000	-	2,500,000	(65.75)
Loan Proceeds	-	25,402,600	-	-	-	-	(100.00)
Carry Forward	29,387,798	11,687,000	28,252,500	19,388,300	-	19,388,300	65.90
Negative 5% Revenue Reserve	-	(435,000)	-	(237,500)	-	(237,500)	(45.40)
Total Funding	45,869,399	45,354,600	32,502,500	23,900,800	-	23,900,800	(47.3%)

Road Impact Fee - District 5, Immokalee Area (339)

Fund Type: **Capital Projects**

Description: **Collier County's Transportation Impact Fee was originally adopted in January 1985, to assist the County in providing adequate transportation facilities for expected growth. Impact fees are collected on new building construction by districts and are segregated into individual funds. Impact fees are expended on projects in the impact fee district or within an adjoining district in which they were collected.**

Appropriation Unit	FY 2007 Actual	FY 2008 Adopted	FY 2008 Forecast	FY 2009 Current	FY 2009 Expanded	FY 2009 Adopted	FY 2009 Change
Operating Expense	249,012	203,500	295,100	221,900	-	221,900	9.04
Capital Outlay	833,273	6,630,900	2,902,000	14,626,300	-	14,626,300	120.58
Reserves For Contingencies	-	1,840,800	-	-	-	-	(100.00)
Reserves For Debt Service	-	1,250,000	-	-	-	-	(100.00)
Total Appropriations	1,082,285	9,925,200	3,197,100	14,848,200	-	14,848,200	49.6%
Revenue	FY 2007 Actual	FY 2008 Adopted	FY 2008 Forecast	FY 2009 Current	FY 2009 Expanded	FY 2009 Adopted	FY 2009 Change
Interest/Misc	101,019	-	-	-	-	-	na
Impact Fees	2,139,835	3,000,000	1,100,000	1,099,400	-	1,099,400	(63.35)
COA Impact Fees	3,029,991	1,900,000	1,900,000	2,600,000	-	2,600,000	36.84
Loan Proceeds	-	2,250,000	-	-	-	-	(100.00)
Carry Forward	1,441,163	3,020,200	11,493,900	11,296,800	-	11,296,800	274.04
Negative 5% Revenue Reserve	-	(245,000)	-	(148,000)	-	(148,000)	(39.59)
Total Funding	6,712,008	9,925,200	14,493,900	14,848,200	-	14,848,200	49.6%

Collier County Government
Fiscal Year 2009 Fund Budget Summary

Road Impact Fee - District 10, Rural Collier County (340)

Fund Type: **Capital Projects**

Description: **Collier County's Transportation Impact Fee was originally adopted in January 1985, to assist the County in providing adequate transportation facilities for expected growth. Impact fees are collected on new building construction by districts and are segregated into individual funds. Impact fees are expended on projects in the impact fee district or within an adjoining district in which they were collected.**

Appropriation Unit	FY 2007 Actual	FY 2008 Adopted	FY 2008 Forecast	FY 2009 Current	FY 2009 Expanded	FY 2009 Adopted	FY 2009 Change
Operating Expense	19,455	-	-	-	-	-	na
Capital Outlay	32,600	-	1,000	-	-	-	na
Total Appropriations	52,055	-	1,000	-	-	-	na
Revenue	FY 2007 Actual	FY 2008 Adopted	FY 2008 Forecast	FY 2009 Current	FY 2009 Expanded	FY 2009 Adopted	FY 2009 Change
Interest/Misc	8	-	-	-	-	-	na
Carry Forward	52,909	-	1,000	-	-	-	na
Total Funding	52,917	-	1,000	-	-	-	na

Road Assessments - Receivable (341)

Fund Type: **Capital Projects**

Description: **This fund serves as a revolving loan pool to fund small-scale assessment projects.**

Appropriation Unit	FY 2007 Actual	FY 2008 Adopted	FY 2008 Forecast	FY 2009 Current	FY 2009 Expanded	FY 2009 Adopted	FY 2009 Change
Reserves For Capital	-	353,300	-	634,600	-	634,600	79.62
Total Appropriations	-	353,300	-	634,600	-	634,600	79.6%
Revenue	FY 2007 Actual	FY 2008 Adopted	FY 2008 Forecast	FY 2009 Current	FY 2009 Expanded	FY 2009 Adopted	FY 2009 Change
Interest/Misc	1,460	-	-	-	-	-	na
Assessments	3,246	-	-	-	-	-	na
Trans fm 163 Baysh/Av Beaut Fd	-	200,000	200,000	-	-	-	(100.00)
Carry Forward	353,497	153,500	434,600	634,600	-	634,600	313.42
Total Funding	358,204	353,500	634,600	634,600	-	634,600	79.6%

Regional Park Impact Fee - Incorporated Areas (345)

Fund Type: **Capital Projects**

Description: **Impact fees are collected on new building construction to pay for growth-related regional parks land, buildings and capital equipment.**

Appropriation Unit	FY 2007 Actual	FY 2008 Adopted	FY 2008 Forecast	FY 2009 Current	FY 2009 Expanded	FY 2009 Adopted	FY 2009 Change
Operating Expense	-	-	-	49,200	-	49,200	na
Capital Outlay	667	-	-	-	-	-	na
Trans to 216 Debt Serv Fd	750,000	-	-	170,000	-	170,000	na
Reserves For Capital	-	24,300	-	49,900	-	49,900	105.35
Total Appropriations	750,667	24,300	-	269,100	-	269,100	1,007.4%
Revenue	FY 2007 Actual	FY 2008 Adopted	FY 2008 Forecast	FY 2009 Current	FY 2009 Expanded	FY 2009 Adopted	FY 2009 Change
Interest/Misc	249	-	-	-	-	-	na
Impact Fees	138,632	100,000	100,000	50,000	-	50,000	(50.00)
Carry Forward	734,607	(70,700)	121,600	221,600	-	221,600	(413.44)
Negative 5% Revenue Reserve	-	(5,000)	-	(2,500)	-	(2,500)	(50.00)
Total Funding	873,489	24,300	221,600	269,100	-	269,100	1,007.4%

**Collier County Government
Fiscal Year 2009 Fund Budget Summary**

Community & Regional Parks Impact Fee - Unincorporated Area (346)

Fund Type: **Capital Projects**

Description: **Impact fees are collected on new building construction to pay for growth-related regional and community parks facilities and capital equipment.**

Appropriation Unit	FY 2007 Actual	FY 2008 Adopted	FY 2008 Forecast	FY 2009 Current	FY 2009 Expanded	FY 2009 Adopted	FY 2009 Change
Operating Expense	370,228	80,000	302,200	281,600	-	281,600	252.00
Capital Outlay	1,433,463	3,625,000	1,970,600	13,669,700	-	13,669,700	277.10
Trans to 210 Debt Serv Fd	654,600	-	-	-	-	-	na
Trans to 216 Debt Serv Fd	2,380,100	3,118,600	3,118,600	2,945,100	-	2,945,100	(5.56)
Reserves For Contingencies	-	-	-	20,000	-	20,000	na
Reserves For Debt Service	-	-	-	2,279,800	-	2,279,800	na
Reserves For Capital	-	11,683,900	-	2,699,100	-	2,699,100	(76.90)
Reserves For Cash Flow	-	2,265,300	-	-	-	-	(100.00)
Total Appropriations	4,838,390	20,772,800	5,391,400	21,895,300	-	21,895,300	5.4%
Revenue	FY 2007 Actual	FY 2008 Adopted	FY 2008 Forecast	FY 2009 Current	FY 2009 Expanded	FY 2009 Adopted	FY 2009 Change
Miscellaneous Revenues	-	-	398,200	-	-	-	na
Interest/Misc	196,801	-	-	-	-	-	na
Impact Fees	6,531,750	8,400,000	2,350,000	2,300,000	-	2,300,000	(72.62)
Carry Forward	20,424,288	12,792,800	22,150,300	19,710,300	-	19,710,300	54.07
Negative 5% Revenue Reserve	-	(420,000)	-	(115,000)	-	(115,000)	(72.62)
Total Funding	27,152,839	20,772,800	24,898,500	21,895,300	-	21,895,300	5.4%

Emergency Medical Services Impact Fees (350)

Fund Type: **Capital Projects**

Description: **Impact fees are collected on new building construction to pay for growth-related EMS facilities and capital equipment.**

Appropriation Unit	FY 2007 Actual	FY 2008 Adopted	FY 2008 Forecast	FY 2009 Current	FY 2009 Expanded	FY 2009 Adopted	FY 2009 Change
Operating Expense	1,169,035	-	10,300	103,800	-	103,800	na
Capital Outlay	541,939	-	1,211,400	9,585,600	-	9,585,600	na
Trans to 210 Debt Serv Fd	13,800	13,800	13,800	13,700	-	13,700	(0.72)
Trans to 216 Debt Serv Fd	445,700	444,700	444,700	-	-	-	(100.00)
Trans to 299 Debt Serv Fd	-	1,213,600	425,700	542,600	-	542,600	(55.29)
Reserves For Contingencies	-	-	-	10,000	-	10,000	na
Reserves For Debt Service	-	-	-	150,800	-	150,800	na
Reserves For Capital	-	-	-	276,100	-	276,100	na
Total Appropriations	2,170,474	1,672,100	2,105,900	10,682,600	-	10,682,600	538.9%
Revenue	FY 2007 Actual	FY 2008 Adopted	FY 2008 Forecast	FY 2009 Current	FY 2009 Expanded	FY 2009 Adopted	FY 2009 Change
Interest/Misc	21,381	-	-	-	-	-	na
Impact Fees	648,175	900,000	500,000	260,000	-	260,000	(71.11)
Loan Proceeds	2,051,352	9,049,100	-	9,049,100	-	9,049,100	0
Advance/Loan fm 001 Gen Fd	185,000	-	-	-	-	-	na
Advance/Loan fm 301 Co Wide Proj Fd	159,500	814,800	814,800	-	-	-	(100.00)
Trans fm Debt Serv Fds	-	-	-	494,000	-	494,000	na
Carry Forward	808,671	(9,046,800)	1,683,500	892,500	-	892,500	(109.87)
Negative 5% Revenue Reserve	-	(45,000)	-	(13,000)	-	(13,000)	(71.11)
Total Funding	3,874,078	1,672,100	2,998,300	10,682,600	-	10,682,600	538.9%

**Collier County Government
Fiscal Year 2009 Fund Budget Summary**

Emergency Medical Services Capital (351)

Fund Type: **Capital Projects**

Description: **This fund was established to segregate the Fire Department's money from the EMS Impact fees when constructing the Grey Oaks Station.**

Appropriation Unit	FY 2007 Actual	FY 2008 Adopted	FY 2008 Forecast	FY 2009 Current	FY 2009 Expanded	FY 2009 Adopted	FY 2009 Change
Capital Outlay	-	-	700	-	-	-	na
Remittances	24,897	-	-	-	-	-	na
Total Appropriations	24,897	-	700	-	-	-	na
Revenue	FY 2007 Actual	FY 2008 Adopted	FY 2008 Forecast	FY 2009 Current	FY 2009 Expanded	FY 2009 Adopted	FY 2009 Change
Miscellaneous Revenues	1,208	-	-	-	-	-	na
Interest/Misc	113	-	-	-	-	-	na
Carry Forward	61,305	-	-	-	-	-	na
Total Funding	62,626	-	-	-	-	-	na

Library System Impact Fee (355)

Fund Type: **Capital Projects**

Description: **Impact fees are collected on new building construction to pay for growth-related library construction, capital equipment and books.**

Appropriation Unit	FY 2007 Actual	FY 2008 Adopted	FY 2008 Forecast	FY 2009 Current	FY 2009 Expanded	FY 2009 Adopted	FY 2009 Change
Operating Expense	918,800	15,000	50,100	65,400	-	65,400	336.00
Capital Outlay	4,129,821	1,404,000	11,715,400	5,888,700	-	5,888,700	319.42
Trans to 210 Debt Serv Fd	472,300	473,400	473,400	472,700	-	472,700	(0.15)
Trans to 299 Debt Serv Fd	-	1,512,300	1,314,000	1,504,200	-	1,504,200	(0.54)
Reserves For Contingencies	-	-	-	30,000	-	30,000	na
Reserves For Debt Service	-	-	-	375,700	-	375,700	na
Reserves For Cash Flow	-	365,000	-	-	-	-	(100.00)
Total Appropriations	5,520,920	3,769,700	13,552,900	8,336,700	-	8,336,700	121.2%
Revenue	FY 2007 Actual	FY 2008 Adopted	FY 2008 Forecast	FY 2009 Current	FY 2009 Expanded	FY 2009 Adopted	FY 2009 Change
Intergovernmental Revenues	-	1,000,000	300,000	700,000	-	700,000	(30.00)
Charges For Services	1,820	-	600	-	-	-	na
Interest/Misc	30,857	-	-	-	-	-	na
Impact Fees	1,129,140	2,100,000	470,000	400,000	-	400,000	(80.95)
Loan Proceeds	2,550,465	10,652,700	10,652,700	-	-	-	(100.00)
Advance/Loan fm 001 Gen Fd	1,429,100	-	-	-	-	-	na
Advance/Loan fm 301 Co Wide Proj Fd	-	838,200	3,092,700	3,748,800	-	3,748,800	347.24
Carry Forward	2,951,490	(10,741,200)	2,544,900	3,507,900	-	3,507,900	(132.66)
Negative 5% Revenue Reserve	-	(80,000)	-	(20,000)	-	(20,000)	(75.00)
Total Funding	8,092,871	3,769,700	17,060,900	8,336,700	-	8,336,700	121.2%

Community Park Impact Fee - District 5, Immokalee (365)

Fund Type: **Capital Projects**

Description: **Impact fees are collected on new building construction to pay for growth-related community parks facilities and capital equipment.**

Appropriation Unit	FY 2007 Actual	FY 2008 Adopted	FY 2008 Forecast	FY 2009 Current	FY 2009 Expanded	FY 2009 Adopted	FY 2009 Change
Capital Outlay	-	-	-	3,600	-	3,600	na
Total Appropriations	-	-	-	3,600	-	3,600	na
Revenue	FY 2007 Actual	FY 2008 Adopted	FY 2008 Forecast	FY 2009 Current	FY 2009 Expanded	FY 2009 Adopted	FY 2009 Change
Interest/Misc	32	-	-	-	-	-	na
Carry Forward	3,600	-	3,600	3,600	-	3,600	na
Total Funding	3,632	-	3,600	3,600	-	3,600	na

**Collier County Government
Fiscal Year 2009 Fund Budget Summary**

Community Park Impact Fee - Naples & Urban Collier (368)

Fund Type: **Capital Projects**

Description: **Impact fees are collected on new building construction to pay for growth-related community parks facilities and capital.**

Appropriation Unit	FY 2007 Actual	FY 2008 Adopted	FY 2008 Forecast	FY 2009 Current	FY 2009 Expanded	FY 2009 Adopted	FY 2009 Change
Operating Expense	19,722	-	-	-	-	-	na
Capital Outlay	7,340	-	26,000	538,200	-	538,200	na
Reserves For Capital	-	174,600	-	176,400	-	176,400	1.03
Total Appropriations	27,062	174,600	26,000	714,600	-	714,600	309.3%
Revenue	FY 2007 Actual	FY 2008 Adopted	FY 2008 Forecast	FY 2009 Current	FY 2009 Expanded	FY 2009 Adopted	FY 2009 Change
Charges For Services	600	-	-	-	-	-	na
Interest/Misc	6,608	-	-	-	-	-	na
Carry Forward	765,872	174,600	740,600	714,600	-	714,600	309.28
Total Funding	773,080	174,600	740,600	714,600	-	714,600	309.3%

Ochopee Fire Control District Impact Fee (372)

Fund Type: **Capital Projects**

Description: **Impact fees are collected on new building construction to pay for growth-related road fire facilities and capital equipment.**

Appropriation Unit	FY 2007 Actual	FY 2008 Adopted	FY 2008 Forecast	FY 2009 Current	FY 2009 Expanded	FY 2009 Adopted	FY 2009 Change
Operating Expense	-	-	1,300	1,700	-	1,700	na
Reserves For Capital	-	161,700	-	188,400	-	188,400	16.51
Total Appropriations	-	161,700	1,300	190,100	-	190,100	17.6%
Revenue	FY 2007 Actual	FY 2008 Adopted	FY 2008 Forecast	FY 2009 Current	FY 2009 Expanded	FY 2009 Adopted	FY 2009 Change
Interest/Misc	1,525	-	-	-	-	-	na
Impact Fees	34,972	6,400	4,100	6,400	-	6,400	0
Carry Forward	146,900	155,600	181,200	184,000	-	184,000	18.25
Negative 5% Revenue Reserve	-	(300)	-	(300)	-	(300)	0
Total Funding	183,397	161,700	185,300	190,100	-	190,100	17.6%

Isle of Capri Fire District Impact Fee (373)

Fund Type: **Capital Projects**

Description: **Impact fees are collected on new building construction to pay for growth-related fire facilities and capital equipment.**

Appropriation Unit	FY 2007 Actual	FY 2008 Adopted	FY 2008 Forecast	FY 2009 Current	FY 2009 Expanded	FY 2009 Adopted	FY 2009 Change
Operating Expense	-	-	600	2,600	-	2,600	na
Reserves For Capital	-	162,500	-	204,400	-	204,400	25.78
Total Appropriations	-	162,500	600	207,000	-	207,000	27.4%
Revenue	FY 2007 Actual	FY 2008 Adopted	FY 2008 Forecast	FY 2009 Current	FY 2009 Expanded	FY 2009 Adopted	FY 2009 Change
Miscellaneous Revenues	467	-	-	-	-	-	na
Interest/Misc	1,387	-	-	-	-	-	na
Impact Fees	5,003	12,000	45,500	5,000	-	5,000	(58.33)
Carry Forward	151,788	151,100	157,400	202,300	-	202,300	33.88
Negative 5% Revenue Reserve	-	(600)	-	(300)	-	(300)	(50.00)
Total Funding	158,645	162,500	202,900	207,000	-	207,000	27.4%

**Collier County Government
Fiscal Year 2009 Fund Budget Summary**

Correctional Facilities Impact Fee (381)

Fund Type: **Capital Projects**

Description: **Impact fees are collected on new building construction to pay for growth-related correctional facilities and capital equipment.**

Appropriation Unit	FY 2007 Actual	FY 2008 Adopted	FY 2008 Forecast	FY 2009 Current	FY 2009 Expanded	FY 2009 Adopted	FY 2009 Change
Operating Expense	178,933	10,000	47,000	60,700	-	60,700	507.00
Capital Outlay	1,208,211	-	514,200	663,500	-	663,500	na
Trans to 215 Debt Serv Fd	1,953,300	1,954,600	1,954,600	1,954,700	-	1,954,700	0.01
Reserves For Contingencies	-	958,700	-	-	-	-	(100.00)
Reserves For Debt Service	-	1,319,400	-	1,325,800	-	1,325,800	0.49
Total Appropriations	3,340,444	4,242,700	2,515,800	4,004,700	-	4,004,700	(5.6%)
Revenue	FY 2007 Actual	FY 2008 Adopted	FY 2008 Forecast	FY 2009 Current	FY 2009 Expanded	FY 2009 Adopted	FY 2009 Change
Miscellaneous Revenues	164,938	-	-	-	-	-	na
Interest/Misc	41,859	-	-	-	-	-	na
Impact Fees	2,144,644	2,100,000	1,400,000	861,000	-	861,000	(59.00)
Advance/Loan fm 301 Co Wide Proj Fd	-	-	-	53,100	-	53,100	na
Carry Forward	5,272,404	2,247,700	4,249,500	3,133,700	-	3,133,700	39.42
Negative 5% Revenue Reserve	-	(105,000)	-	(43,100)	-	(43,100)	(58.95)
Total Funding	7,623,845	4,242,700	5,649,500	4,004,700	-	4,004,700	(5.6%)

Law Enforcement Impact Fee (385)

Fund Type: **Capital Projects**

Description: **Impact fees are collected on new building construction to pay for growth-related law enforcement facilities and capital equipment.**

Appropriation Unit	FY 2007 Actual	FY 2008 Adopted	FY 2008 Forecast	FY 2009 Current	FY 2009 Expanded	FY 2009 Adopted	FY 2009 Change
Operating Expense	1,245,241	20,000	27,800	40,300	-	40,300	101.50
Capital Outlay	5,982,934	8,952,900	11,258,200	7,992,000	-	7,992,000	(10.73)
Trans to 216 Debt Serv Fd	715,000	713,400	713,400	1,435,600	-	1,435,600	101.23
Trans to 299 Debt Serv Fd	-	3,735,900	3,533,400	6,067,600	-	6,067,600	62.41
Trans to 390 Gen Gov Fac IF Cap Fd	-	1,150,000	1,291,300	-	-	-	(100.00)
Reserves For Debt Service	-	-	-	463,000	-	463,000	na
Reserves For Cash Flow	-	460,100	-	-	-	-	(100.00)
Total Appropriations	7,943,175	15,032,300	16,824,100	15,998,500	-	15,998,500	6.4%
Revenue	FY 2007 Actual	FY 2008 Adopted	FY 2008 Forecast	FY 2009 Current	FY 2009 Expanded	FY 2009 Adopted	FY 2009 Change
Interest/Misc	140,257	-	-	-	-	-	na
Impact Fees	835,657	900,000	940,000	575,000	-	575,000	(36.11)
Loan Proceeds	16,415,811	10,102,900	9,699,400	-	-	-	(100.00)
Advance/Loan fm 001 Gen Fd	1,700,000	1,700,000	1,700,000	1,700,000	-	1,700,000	0
Advance/Loan fm 301 Co Wide Proj Fd	1,137,600	1,525,900	1,525,900	2,630,700	-	2,630,700	72.40
Trans fm 390 Gen Gov Fac Cap Fd	71,400	-	-	-	-	-	na
Carry Forward	1,860,515	848,500	14,080,400	11,121,600	-	11,121,600	1,210.74
Negative 5% Revenue Reserve	-	(45,000)	-	(28,800)	-	(28,800)	(36.00)
Total Funding	22,161,239	15,032,300	27,945,700	15,998,500	-	15,998,500	6.4%

**Collier County Government
Fiscal Year 2009 Fund Budget Summary**

Government Facility Impact Fee (390)

Fund Type: **Capital Projects**

Description: **Impact fees are collected on new building construction to pay for growth-related general government facilities.**

Appropriation Unit	FY 2007 Actual	FY 2008 Adopted	FY 2008 Forecast	FY 2009 Current	FY 2009 Expanded	FY 2009 Adopted	FY 2009 Change
Personal Services	18,667	-	-	-	-	-	na
Operating Expense	2,164,166	20,000	44,800	41,400	-	41,400	107.00
Capital Outlay	20,382,803	7,435,000	44,876,600	28,745,500	-	28,745,500	286.62
Trans to 210 Debt Serv Fd	221,600	222,100	222,100	221,800	-	221,800	(0.14)
Trans to 216 Debt Serv Fd	3,851,500	3,842,200	3,842,200	4,126,700	-	4,126,700	7.40
Trans to 299 Debt Serv Fd	-	2,198,400	68,000	2,008,400	-	2,008,400	(8.64)
Trans to 385 Law Enforc Im Fee Cap Fd	71,400	-	-	-	-	-	na
Reserves For Debt Service	-	-	-	2,664,700	-	2,664,700	na
Reserves For Cash Flow	-	2,649,100	-	-	-	-	(100.00)
Total Appropriations	26,710,136	16,366,800	49,053,700	37,808,500	-	37,808,500	131.0%
Revenue	FY 2007 Actual	FY 2008 Adopted	FY 2008 Forecast	FY 2009 Current	FY 2009 Expanded	FY 2009 Adopted	FY 2009 Change
Interest/Misc	532,876	-	-	-	-	-	na
Impact Fees	3,370,394	3,600,000	2,500,000	1,390,000	-	1,390,000	(61.39)
Loan Proceeds	-	23,210,000	23,072,100	-	-	-	(100.00)
Advance/Loan fm 301 Co Wide Proj Fd	2,129,400	2,075,200	2,075,200	4,110,000	-	4,110,000	98.05
Trans fm 385 Law Enforc Cap Fd	-	1,150,000	1,291,300	-	-	-	(100.00)
Carry Forward	73,598,169	(13,488,400)	52,493,100	32,378,000	-	32,378,000	(340.04)
Negative 5% Revenue Reserve	-	(180,000)	-	(69,500)	-	(69,500)	(61.39)
Total Funding	79,630,839	16,366,800	81,431,700	37,808,500	-	37,808,500	131.0%

**Collier County Government
Fiscal Year 2009 Fund Budget Summary**

County Water/Sewer District Operations (408)

Fund Type: **Enterprise**

Description: **This fund accounts for the day-to-day expenditures of the operating functions of the County's water collection, distribution, and sewer systems. Principal revenues are water and sewer user fees**

Appropriation Unit	FY 2007 Actual	FY 2008 Adopted	FY 2008 Forecast	FY 2009 Current	FY 2009 Expanded	FY 2009 Adopted	FY 2009 Change
Personal Services	23,915,595	25,942,000	24,329,100	24,011,300	-	24,011,300	(7.44)
Operating Expense	27,312,618	30,143,100	24,707,300	27,355,300	-	27,355,300	(9.25)
Indirect Cost Reimburs	2,334,600	2,615,600	2,615,600	2,489,200	-	2,489,200	(4.83)
Payment In Lieu of Taxes	3,376,200	3,349,000	3,349,000	3,289,600	-	3,289,600	(1.77)
Capital Outlay	23,103,071	1,011,000	573,400	556,500	-	556,500	(44.96)
Trans to General Fund	341,500	278,500	278,500	305,100	-	305,100	9.55
Trans to 301 Co Wide Cap Fd	958,700	925,700	925,700	193,100	-	193,100	(79.14)
Trans to 410 W/S Debt Serv Fd	7,697,900	6,285,400	6,285,400	12,975,500	-	12,975,500	106.44
Trans to 412 W User Fee Cap Fd	19,825,800	5,775,400	5,775,400	11,530,100	-	11,530,100	99.64
Trans to 414 S User Fee Cap Fd	18,408,100	9,553,100	9,553,100	25,994,200	-	25,994,200	172.10
Reserves For Contingencies	-	3,763,200	-	2,810,000	-	2,810,000	(25.33)
Reserves For Capital	-	-	-	865,100	-	865,100	na
Reserves For Cash Flow	-	9,848,000	-	11,540,400	-	11,540,400	17.19
Reserve for Attrition	-	(1,086,500)	-	-	-	-	(100.00)
Total Appropriations	127,274,084	98,403,500	78,392,500	123,915,400	-	123,915,400	25.9%

Revenue	FY 2007 Actual	FY 2008 Adopted	FY 2008 Forecast	FY 2009 Current	FY 2009 Expanded	FY 2009 Adopted	FY 2009 Change
Charges For Services	4,594,600	4,089,200	3,834,700	3,835,400	-	3,835,400	(6.21)
Water Revenue	41,725,253	43,300,000	41,136,400	43,344,800	-	43,344,800	0.10
Sewer Revenue	43,413,583	47,900,000	46,249,800	48,739,000	-	48,739,000	1.75
Fines & Forfeitures	77,207	35,000	76,800	35,000	-	35,000	0
Miscellaneous Revenues	7,646,146	382,200	549,300	520,400	-	520,400	36.16
Interest/Misc	546,187	273,400	521,000	536,500	-	536,500	96.23
Other Financing Sources	5,332,233	-	-	-	-	-	na
Reimb From Other Depts	855,500	993,800	800,000	1,037,900	-	1,037,900	4.44
Net Cost Co Water/Sewer Op	(6,764,472)	-	(30,534,400)	-	-	-	na
Trans fm 114 Pollutn Ctrl Fd	-	64,300	64,300	54,900	-	54,900	(14.62)
Trans fm 409 W/S Assessmt Fd	44,641	25,200	25,200	10,500	-	10,500	(58.33)
Trans fm 470 Solid Waste Fd	178,158	153,600	153,600	82,900	-	82,900	(46.03)
Trans fm 473 Mand Collct Fd	-	-	-	34,300	-	34,300	na
Carry Forward	29,625,048	5,985,800	15,515,800	30,534,400	-	30,534,400	410.11
Negative 5% Revenue Reserve	-	(4,799,000)	-	(4,850,600)	-	(4,850,600)	1.08
Total Funding	127,274,084	98,403,500	78,392,500	123,915,400	-	123,915,400	25.9%

Water/Sewer Special Assessment (409)

Fund Type: **Enterprise**

Description: **This fund serves as a revolving loan pool to fund small-scale assessment projects.**

Appropriation Unit	FY 2007 Actual	FY 2008 Adopted	FY 2008 Forecast	FY 2009 Current	FY 2009 Expanded	FY 2009 Adopted	FY 2009 Change
Capital Outlay	7,507	-	-	600	-	600	na
Trans to Property Appraiser	319	400	400	400	-	400	0
Trans to Tax Collector	376	400	400	400	-	400	0
Trans to 408 Water/Sewer Fd	44,641	25,200	25,200	10,500	-	10,500	(58.33)
Total Appropriations	52,844	26,000	26,000	11,900	-	11,900	(54.2%)

Revenue	FY 2007 Actual	FY 2008 Adopted	FY 2008 Forecast	FY 2009 Current	FY 2009 Expanded	FY 2009 Adopted	FY 2009 Change
Interest/Misc	2,334	800	1,500	800	-	800	0
Assessments	6,226	-	-	-	-	-	na
Trans frm Tax Collector	194	-	-	-	-	-	na
Carry Forward	160,683	25,200	35,600	11,100	-	11,100	(55.95)
Total Funding	169,437	26,000	37,100	11,900	-	11,900	(54.2%)

**Collier County Government
Fiscal Year 2009 Fund Budget Summary**

County Water/Sewer District Debt Service (410)

Fund Type: **Enterprise**

Description: **Represents debt service of the Collier County Water and Sewer District. The primary revenues are carryforward, operating transfers, and assessments.**

Appropriation Unit	FY 2007 Actual	FY 2008 Adopted	FY 2008 Forecast	FY 2009 Current	FY 2009 Expanded	FY 2009 Adopted	FY 2009 Change
Operating Expense	89,349	59,000	59,000	59,000	-	59,000	0
Arbitrage Services	12,553	29,800	29,800	29,800	-	29,800	0
Capital Outlay	535,885	-	-	-	-	-	na
Debt Service	1,227,652	12,022	12,000	12,000	-	12,000	(0.18)
Debt Service - Principal	-	10,013,610	9,968,600	10,824,200	-	10,824,200	8.09
Debt Service - Interest	7,325,970	10,509,068	10,343,500	10,395,400	-	10,395,400	(1.08)
Trans to Property Appraiser	11,336	12,800	12,800	12,800	-	12,800	0
Trans to Tax Collector	13,453	17,000	17,000	17,000	-	17,000	0
Trans to Enterprise Fds	65,248,636	-	-	-	-	-	na
Trans to 411 W Impact Fee Cap Fd	16,000,000	51,600,000	6,400,000	-	-	-	(100.00)
Trans to 412 W User Fee Cap Fd	4,482,359	5,456,700	352,900	5,260,500	-	5,260,500	(3.60)
Trans to 413 S Impact Fee Fd	868,046	29,034,100	699,400	5,624,100	-	5,624,100	(80.63)
Trans to 414 S User Fee Cap Fd	3,156,345	8,810,600	695,800	1,172,900	-	1,172,900	(86.69)
Reserves For Debt Service	-	16,659,100	-	21,964,000	-	21,964,000	31.84
Reserves For Capital	-	300,000	-	300,000	-	300,000	0
Total Appropriations	98,971,583	132,513,800	28,590,800	55,671,700	-	55,671,700	(58.0%)

Revenue	FY 2007 Actual	FY 2008 Adopted	FY 2008 Forecast	FY 2009 Current	FY 2009 Expanded	FY 2009 Adopted	FY 2009 Change
Interest/Misc	1,105,442	600,000	700,000	900,000	-	900,000	50.00
Assessments	140,021	1,060,600	1,060,600	1,060,600	-	1,060,600	0
Other Financing Sources	644,040	-	-	-	-	-	na
Loan Proceeds	-	32,000,000	-	-	-	-	(100.00)
SRF Loan Proceeds	-	62,901,400	8,148,100	12,057,500	-	12,057,500	(80.83)
Trans frm Tax Collector	6,571	-	-	-	-	-	na
Trans fm 408 Water / Sewer Fd	7,697,900	6,285,400	6,285,400	12,975,500	-	12,975,500	106.44
Trans fm 411 W Impact Fee Cap Fd	-	4,190,100	4,190,100	4,657,400	-	4,657,400	11.15
Trans fm 413 S Impact Fee Cap Fd	5,710,900	5,342,100	5,342,100	5,552,800	-	5,552,800	3.94
Carry Forward	14,747,036	20,217,200	21,377,400	18,512,900	-	18,512,900	(8.43)
Negative 5% Revenue Reserve	-	(83,000)	-	(45,000)	-	(45,000)	(45.78)
Total Funding	30,051,910	132,513,800	47,103,700	55,671,700	-	55,671,700	(58.0%)

Water Impact Fees (411)

Fund Type: **Enterprise**

Description: **This fund accounts for growth-related water capital projects. The principal revenue source is water system development charges.**

Appropriation Unit	FY 2007 Actual	FY 2008 Adopted	FY 2008 Forecast	FY 2009 Current	FY 2009 Expanded	FY 2009 Adopted	FY 2009 Change
Operating Expense	53,671	30,000	82,200	175,500	-	175,500	485.00
Capital Outlay	-	28,432,000	2,482,600	4,998,500	-	4,998,500	(82.42)
Debt Service - Interest	116,359	-	-	-	-	-	na
Trans to 410 W/S Debt Serv Fd	-	4,190,100	4,190,100	4,657,400	-	4,657,400	11.15
Reserves For Contingencies	-	5,821,000	-	12,900	-	12,900	(99.78)
Reserves For Capital	-	-	-	7,940,700	-	7,940,700	na
Total Appropriations	170,030	38,473,100	6,754,900	17,785,000	-	17,785,000	(53.8%)

Revenue	FY 2007 Actual	FY 2008 Adopted	FY 2008 Forecast	FY 2009 Current	FY 2009 Expanded	FY 2009 Adopted	FY 2009 Change
Intergovernmental Revenues	3,105,983	-	-	-	-	-	na
Interest/Misc	354,703	400,000	456,200	300,000	-	300,000	(25.00)
Impact Fees	9,767,605	8,200,000	4,585,000	4,842,500	-	4,842,500	(40.95)
Other Financing Sources	567,794	-	-	-	-	-	na
Loan Proceeds	-	-	-	5,747,500	-	5,747,500	na
Trans fm 410 W/S Debt Serv Fd	16,000,000	51,600,000	6,400,000	-	-	-	(100.00)
Carry Forward	9,635,392	(21,296,900)	2,400,400	7,152,100	-	7,152,100	(133.58)
Negative 5% Revenue Reserve	-	(430,000)	-	(257,100)	-	(257,100)	(40.21)
Total Funding	39,431,476	38,473,100	13,841,600	17,785,000	-	17,785,000	(53.8%)

**Collier County Government
Fiscal Year 2009 Fund Budget Summary**

Water User Fees Capital (412)

Fund Type: **Enterprise**

Description: **These funds account for major water capital projects that are not supported by system development charges. These may include rehabilitation projects or large system expansions. The principal funding sources are carryforward and loan proceeds.**

Appropriation Unit	FY 2007 Actual	FY 2008 Adopted	FY 2008 Forecast	FY 2009 Current	FY 2009 Expanded	FY 2009 Adopted	FY 2009 Change
Operating Expense	77,038	-	-	-	-	-	na
Capital Outlay	20,075	19,690,000	7,086,100	15,391,000	-	15,391,000	(21.83)
Reserves For Contingencies	-	2,690,000	-	359,400	-	359,400	(86.64)
Reserves For Capital	-	-	-	22,545,200	-	22,545,200	na
Total Appropriations	97,113	22,380,000	7,086,100	38,295,600	-	38,295,600	71.1%

Revenue	FY 2007 Actual	FY 2008 Adopted	FY 2008 Forecast	FY 2009 Current	FY 2009 Expanded	FY 2009 Adopted	FY 2009 Change
Intergovernmental Revenues	500,000	-	-	-	-	-	na
Charges For Services	180	-	-	-	-	-	na
Interest/Misc	1,402,124	300,000	1,015,700	930,100	-	930,100	210.03
Bond Proceeds	-	7,869,100	-	-	-	-	(100.00)
Trans fm 408 Water / Sewer Fd	19,825,800	5,775,400	5,775,400	11,530,100	-	11,530,100	99.64
Trans fm 410 W/S Debt Serv Fd	4,482,359	5,456,700	352,900	5,260,500	-	5,260,500	(3.60)
Carry Forward	4,117,015	2,993,800	20,563,500	20,621,400	-	20,621,400	588.80
Negative 5% Revenue Reserve	-	(15,000)	-	(46,500)	-	(46,500)	210.00
Total Funding	30,327,478	22,380,000	27,707,500	38,295,600	-	38,295,600	71.1%

Sewer Impact Fees (413)

Fund Type: **Enterprise**

Description: **This fund accounts for growth-related sewer capital projects. The principal revenue source is sewer system development charges.**

Appropriation Unit	FY 2007 Actual	FY 2008 Adopted	FY 2008 Forecast	FY 2009 Current	FY 2009 Expanded	FY 2009 Adopted	FY 2009 Change
Operating Expense	55,166	20,000	58,000	122,000	-	122,000	510.00
Capital Outlay	-	74,140,400	2,724,900	18,937,200	-	18,937,200	(74.46)
Trans to 410 W/S Debt Serv Fd	5,710,900	5,342,100	5,342,100	5,552,800	-	5,552,800	3.94
Reserves For Contingencies	-	3,005,400	-	1,478,300	-	1,478,300	(50.81)
Reserves For Capital	-	-	-	1,971,100	-	1,971,100	na
Total Appropriations	5,766,066	82,507,900	8,125,000	28,061,400	-	28,061,400	(66.0%)

Revenue	FY 2007 Actual	FY 2008 Adopted	FY 2008 Forecast	FY 2009 Current	FY 2009 Expanded	FY 2009 Adopted	FY 2009 Change
Interest/Misc	588,148	400,000	469,300	400,000	-	400,000	0
Impact Fees	10,877,548	9,200,000	4,565,000	4,777,500	-	4,777,500	(48.07)
Other Financing Sources	918,471	-	-	-	-	-	na
Loan Proceeds	-	-	-	10,900,400	-	10,900,400	na
Bond Proceeds	-	61,954,400	-	-	-	-	(100.00)
Trans fm 410 W/S Debt Serv Fd	868,046	29,034,100	699,400	5,624,100	-	5,624,100	(80.63)
Carry Forward	7,351,431	(17,600,600)	9,009,600	6,618,300	-	6,618,300	(137.60)
Negative 5% Revenue Reserve	-	(480,000)	-	(258,900)	-	(258,900)	(46.06)
Total Funding	20,603,644	82,507,900	14,743,300	28,061,400	-	28,061,400	(66.0%)

**Collier County Government
Fiscal Year 2009 Fund Budget Summary**

Sewer User Fees Capital (414)

Fund Type: **Enterprise**

Description: **This fund accounts for major sewer capital projects that are not supported by system development charges. These may include rehabilitation projects or large system expansions. The principal funding sources are carryforward and loan proceeds.**

Appropriation Unit	FY 2007 Actual	FY 2008 Adopted	FY 2008 Forecast	FY 2009 Current	FY 2009 Expanded	FY 2009 Adopted	FY 2009 Change
Operating Expense	44,977	-	-	-	-	-	na
Capital Outlay	735	28,582,500	6,899,900	15,127,200	-	15,127,200	(47.08)
Reserves For Contingencies	-	2,979,800	-	694,400	-	694,400	(76.70)
Reserves For Capital	-	-	-	27,497,400	-	27,497,400	na
Total Appropriations	45,712	31,562,300	6,899,900	43,319,000	-	43,319,000	37.2%

Revenue	FY 2007 Actual	FY 2008 Adopted	FY 2008 Forecast	FY 2009 Current	FY 2009 Expanded	FY 2009 Adopted	FY 2009 Change
Intergovernmental Revenues	1,099,847	-	-	-	-	-	na
Interest/Misc	742,750	300,000	622,600	575,000	-	575,000	91.67
Bond Proceeds	-	24,704,800	-	-	-	-	(100.00)
Trans fm 408 Water / Sewer Fd	18,408,100	9,553,100	9,553,100	25,994,200	-	25,994,200	172.10
Trans fm 410 W/S Debt Serv Fd	3,156,345	8,810,600	695,800	1,172,900	-	1,172,900	(86.69)
Carry Forward	3,776,926	(11,791,200)	11,284,600	15,605,600	-	15,605,600	(232.35)
Negative 5% Revenue Reserve	-	(15,000)	-	(28,700)	-	(28,700)	91.33
Total Funding	27,183,968	31,562,300	22,156,100	43,319,000	-	43,319,000	37.2%

Water Sewer Bond Proceeds Fund (415)

Fund Type: **Enterprise**

Description: **Bond service is through July 2036; proceeds were used to finance water/sewer capital improvements.**

Appropriation Unit	FY 2007 Actual	FY 2008 Adopted	FY 2008 Forecast	FY 2009 Current	FY 2009 Expanded	FY 2009 Adopted	FY 2009 Change
Capital Outlay	-	11,118,100	22,094,900	7,392,300	-	7,392,300	(33.51)
Reserves For Contingencies	-	932,200	-	-	-	-	(100.00)
Reserves For Debt Service	-	4,300,000	-	-	-	-	(100.00)
Reserves For Capital	-	-	-	2,900,900	-	2,900,900	na
Total Appropriations	-	16,350,300	22,094,900	10,293,200	-	10,293,200	(37.0%)

Revenue	FY 2007 Actual	FY 2008 Adopted	FY 2008 Forecast	FY 2009 Current	FY 2009 Expanded	FY 2009 Adopted	FY 2009 Change
Intergovernmental Revenues	440,000	-	-	-	-	-	na
Interest/Misc	2,970,160	2,000,000	1,513,700	650,000	-	650,000	(67.50)
Trans fm 410 W/S Debt Serv Fd	65,248,636	-	-	-	-	-	na
Carry Forward	-	14,450,300	30,289,400	9,708,200	-	9,708,200	(32.82)
Negative 5% Revenue Reserve	-	(100,000)	-	(65,000)	-	(65,000)	(35.00)
Total Funding	68,658,795	16,350,300	31,803,100	10,293,200	-	10,293,200	(37.0%)

**Collier County Government
Fiscal Year 2009 Fund Budget Summary**

Collier Area Transit (CAT) Enhancements (426)

Fund Type: **Enterprise**

Description: **Collier Area Transit accounts for operations of the transit system providing fixed route public transportation service in Collier County.**

Appropriation Unit	FY 2007 Actual	FY 2008 Adopted	FY 2008 Forecast	FY 2009 Current	FY 2009 Expanded	FY 2009 Adopted	FY 2009 Change
Personal Services	79,892	78,100	73,200	81,300	-	81,300	4.10
Operating Expense	4,521,372	3,233,500	3,824,300	4,194,800	-	4,194,800	29.73
Capital Outlay	575,944	6,600	65,600	2,651,700	-	2,651,700	40,077.27
Trans to 313 Gas Tax Cap Fd	-	-	550,300	-	-	-	na
Total Appropriations	5,177,208	3,318,200	4,513,400	6,927,800	-	6,927,800	108.8%
Revenue	FY 2007 Actual	FY 2008 Adopted	FY 2008 Forecast	FY 2009 Current	FY 2009 Expanded	FY 2009 Adopted	FY 2009 Change
Intergovernmental Revenues	1,537,270	190,200	3,862,500	-	-	-	(100.00)
Charges For Services	993,938	-	740,000	800,000	-	800,000	na
Miscellaneous Revenues	81,355	-	-	-	-	-	na
Interest/Misc	1	-	-	-	-	-	na
Trans fm 001 Gen Fund	602,300	1,128,000	1,128,000	610,400	-	610,400	(45.89)
Trans fm 313 Gas Tax Cap Fd	2,000,000	2,000,000	2,000,000	1,750,000	-	1,750,000	(12.50)
Carry Forward	672,016	-	550,300	3,767,400	-	3,767,400	na
Total Funding	5,886,880	3,318,200	8,280,800	6,927,800	-	6,927,800	108.8%

Transportation Disadvantaged (427)

Fund Type: **Enterprise**

Description: **Accounts for operations of the transit system providing service to the elderly, handicapped, and economically disadvantaged in Collier County.**

Appropriation Unit	FY 2007 Actual	FY 2008 Adopted	FY 2008 Forecast	FY 2009 Current	FY 2009 Expanded	FY 2009 Adopted	FY 2009 Change
Operating Expense	2,455,746	1,786,900	1,808,500	2,985,800	-	2,985,800	67.09
Capital Outlay	159,393	26,000	97,200	70,400	-	70,400	170.77
Trans to 313 Gas Tax Cap Fd	-	-	788,000	-	-	-	na
Total Appropriations	2,615,139	1,812,900	2,693,700	3,056,200	-	3,056,200	68.6%
Revenue	FY 2007 Actual	FY 2008 Adopted	FY 2008 Forecast	FY 2009 Current	FY 2009 Expanded	FY 2009 Adopted	FY 2009 Change
Intergovernmental Revenues	1,266,001	-	1,207,600	-	-	-	na
Charges For Services	158,963	-	92,800	72,000	-	72,000	na
Miscellaneous Revenues	7,000	-	-	-	-	-	na
Interest/Misc	3,743	-	-	-	-	-	na
Trans fm 001 Gen Fund	1,710,300	1,812,900	1,812,900	1,776,600	-	1,776,600	(2.00)
Carry Forward	7,183	-	788,000	1,207,600	-	1,207,600	na
Total Funding	3,153,190	1,812,900	3,901,300	3,056,200	-	3,056,200	68.6%

**Collier County Government
Fiscal Year 2009 Fund Budget Summary**

Goodland Water District (441)

Fund Type: **Enterprise**

Description: **Provides water service to the residents of Goodland.**

Appropriation Unit	FY 2007 Actual	FY 2008 Adopted	FY 2008 Forecast	FY 2009 Current	FY 2009 Expanded	FY 2009 Adopted	FY 2009 Change
Operating Expense	420,513	468,900	469,000	457,000	-	457,000	(2.54)
Indirect Cost Reimburs	7,500	5,600	5,600	5,600	-	5,600	0
Capital Outlay	56,330	-	-	-	-	-	na
Reserves For Contingencies	-	23,700	-	23,100	-	23,100	(2.53)
Reserves For Capital	-	229,600	-	38,900	-	38,900	(83.06)
Reserves For Cash Flow	-	118,700	-	92,500	-	92,500	(22.07)
Total Appropriations	484,343	846,500	474,600	617,100	-	617,100	(27.1%)
Revenue	FY 2007 Actual	FY 2008 Adopted	FY 2008 Forecast	FY 2009 Current	FY 2009 Expanded	FY 2009 Adopted	FY 2009 Change
Water Revenue	506,354	563,500	305,600	305,600	-	305,600	(45.77)
Miscellaneous Revenues	2,484	-	-	-	-	-	na
Interest/Misc	25,118	18,000	15,000	12,000	-	12,000	(33.33)
Other Financing Sources	19,329	-	-	-	-	-	na
Carry Forward	332,195	293,200	468,800	314,800	-	314,800	7.37
Negative 5% Revenue Reserve	-	(28,200)	-	(15,300)	-	(15,300)	(45.74)
Total Funding	885,481	846,500	789,400	617,100	-	617,100	(27.1%)

Solid Waste Disposal (470)

Fund Type: **Enterprise**

Description: **Provides for the collection and disposal of the entire waste stream generated in Collier County. Landfill operations have been privatized through a contractual agreement with Waste Management, Inc. The principal revenue source is tipping fees.**

Appropriation Unit	FY 2007 Actual	FY 2008 Adopted	FY 2008 Forecast	FY 2009 Current	FY 2009 Expanded	FY 2009 Adopted	FY 2009 Change
Personal Services	1,760,518	1,856,400	1,634,600	1,869,000	-	1,869,000	0.68
Operating Expense	14,211,031	16,639,500	12,676,300	13,133,300	-	13,133,300	(21.07)
Indirect Cost Reimburs	341,500	387,000	387,000	446,600	-	446,600	15.40
Capital Outlay	376,127	277,900	271,400	74,600	-	74,600	(73.16)
Trans to General Fund	57,300	54,900	54,900	57,100	-	57,100	4.01
Trans to General Fund	-	74,200	74,200	66,900	-	66,900	(9.84)
Trans to 301 Co Wide Cap Fd	59,900	78,400	78,400	15,000	-	15,000	(80.87)
Trans to 408 Water/Sewer Fd	178,158	153,600	153,600	82,900	-	82,900	(46.03)
Trans to 474 Solid Waste Cap Fd	465,900	1,239,400	1,239,400	1,300,000	-	1,300,000	4.89
Reserves For Contingencies	-	917,400	-	797,600	-	797,600	(13.06)
Reserves For Cash Flow	-	-	-	2,326,200	-	2,326,200	na
Reserve for Attrition	-	(73,100)	-	-	-	-	(100.00)
Total Appropriations	17,450,434	21,605,600	16,569,800	20,169,200	-	20,169,200	(6.6%)
Revenue	FY 2007 Actual	FY 2008 Adopted	FY 2008 Forecast	FY 2009 Current	FY 2009 Expanded	FY 2009 Adopted	FY 2009 Change
Charges For Services	16,524,728	21,206,200	16,780,800	17,970,200	-	17,970,200	(15.26)
Miscellaneous Revenues	479,777	107,500	110,000	125,000	-	125,000	16.28
Interest/Misc	24,571	-	200	-	-	-	na
Other Financing Sources	28,272	-	-	-	-	-	na
Reimb From Other Depts	630	130,100	130,100	130,100	-	130,100	0
Trans frm Tax Collector	45,743	41,600	45,700	47,500	-	47,500	14.18
Carry Forward	2,453,962	1,185,800	2,313,000	2,810,000	-	2,810,000	136.97
Negative 5% Revenue Reserve	-	(1,065,600)	-	(913,600)	-	(913,600)	(14.26)
Total Funding	19,557,684	21,605,600	19,379,800	20,169,200	-	20,169,200	(6.6%)

**Collier County Government
Fiscal Year 2009 Fund Budget Summary**

Solid Waste - Landfill Closure (471)

Fund Type: **Enterprise**

Description: **Provides for the eventual closure of currently active landfill cells and for the perpetual care of closed cells. This fund is currently inactive, as Waste Management has assumed responsibility for cell closure.**

Appropriation Unit	FY 2007 Actual	FY 2008 Adopted	FY 2008 Forecast	FY 2009 Current	FY 2009 Expanded	FY 2009 Adopted	FY 2009 Change
Operating Expense	(898,027)	-	-	-	-	-	na
Trans to 474 Solid Waste Cap Fd	-	-	1,687,400	-	-	-	na
Reserves For Capital	-	7,194,100	-	5,788,700	-	5,788,700	(19.54)
Total Appropriations	(898,027)	7,194,100	1,687,400	5,788,700	-	5,788,700	(19.5%)
Revenue	FY 2007 Actual	FY 2008 Adopted	FY 2008 Forecast	FY 2009 Current	FY 2009 Expanded	FY 2009 Adopted	FY 2009 Change
Interest/Misc	396,403	297,500	350,800	177,000	-	177,000	(40.50)
Carry Forward	6,612,379	6,911,400	6,957,200	5,620,600	-	5,620,600	(18.68)
Negative 5% Revenue Reserve	-	(14,800)	-	(8,900)	-	(8,900)	(39.86)
Total Funding	7,008,783	7,194,100	7,308,000	5,788,700	-	5,788,700	(19.5%)

Solid Waste Disposal Grants (472)

Fund Type: **Enterprise**

Description: **Provides for recycling funds through various grants to help increase recycling in Collier County.**

Appropriation Unit	FY 2007 Actual	FY 2008 Adopted	FY 2008 Forecast	FY 2009 Current	FY 2009 Expanded	FY 2009 Adopted	FY 2009 Change
Operating Expense	-	-	52,700	105,500	-	105,500	na
Capital Outlay	1,761	-	-	-	-	-	na
Remittances	-	-	4,200	-	-	-	na
Total Appropriations	1,761	-	56,900	105,500	-	105,500	na
Revenue	FY 2007 Actual	FY 2008 Adopted	FY 2008 Forecast	FY 2009 Current	FY 2009 Expanded	FY 2009 Adopted	FY 2009 Change
Intergovernmental Revenues	5,345	-	158,200	-	-	-	na
Interest/Misc	38	-	-	-	-	-	na
Other Financing Sources	530	-	-	-	-	-	na
Carry Forward	44,920	-	4,200	105,500	-	105,500	na
Total Funding	50,833	-	162,400	105,500	-	105,500	na

**Collier County Government
Fiscal Year 2009 Fund Budget Summary**

Mandatory Trash Collection (473)

Fund Type: **Enterprise**

Description: **Provides for the administration of the Mandatory Garbage Collection Ordinance. There is curbside collection of household waste, yard waste, and recyclables throughout the County. The largest revenue source is mandatory collections fees generated from households receiving the collection service. This fee is now included on the annual tax bills.**

Appropriation Unit	FY 2007 Actual	FY 2008 Adopted	FY 2008 Forecast	FY 2009 Current	FY 2009 Expanded	FY 2009 Adopted	FY 2009 Change
Operating Expense	15,225,188	16,541,200	16,268,400	17,328,300	-	17,328,300	4.76
Indirect Cost Reimburs	-	-	-	31,700	-	31,700	na
Trans to Property Appraiser	221,348	250,000	242,800	264,900	-	264,900	5.96
Trans to Tax Collector	93,648	107,800	98,500	108,000	-	108,000	0.19
Trans to General Fund	-	-	-	2,700	-	2,700	na
Trans to 408 Water/Sewer Fd	-	-	-	34,300	-	34,300	na
Trans to 474 Solid Waste Cap Fd	290,000	860,000	860,000	762,600	-	762,600	(11.33)
Reserves For Contingencies	-	888,000	-	865,900	-	865,900	(2.49)
Reserves For Cash Flow	-	2,298,500	-	3,133,500	-	3,133,500	36.33
Total Appropriations	15,830,184	20,945,500	17,469,700	22,531,900	-	22,531,900	7.6%

Revenue	FY 2007 Actual	FY 2008 Adopted	FY 2008 Forecast	FY 2009 Current	FY 2009 Expanded	FY 2009 Adopted	FY 2009 Change
Franchise Fees	887,864	964,400	989,200	1,009,000	-	1,009,000	4.62
Charges For Services	134,105	122,100	113,200	121,900	-	121,900	(0.16)
Mandatory Collection Fees	16,096,428	17,288,400	17,180,300	17,787,100	-	17,787,100	2.88
Miscellaneous Revenues	87,225	50,000	50,000	50,000	-	50,000	0
Interest/Misc	63,851	16,800	1,600	1,600	-	1,600	(90.48)
Assessments	13,923	-	-	-	-	-	na
Carry Forward	2,060,727	3,425,900	3,646,200	4,510,800	-	4,510,800	31.67
Negative 5% Revenue Reserve	-	(922,100)	-	(948,500)	-	(948,500)	2.86
Total Funding	19,344,123	20,945,500	21,980,500	22,531,900	-	22,531,900	7.6%

Solid Waste Capital Projects (474)

Fund Type: **Enterprise**

Description: **Comprehensive Solid Waste Capital Projects program was initiated in FY 04. Capital projects include; facilities improvements, collection/ recycling facility upgrades and landfill cell restoration. Primary revenue source is a transfer from Solid Waste Disposal (470), which accounts for landfill fees, transfer station fees, and carry forward revenue.**

Appropriation Unit	FY 2007 Actual	FY 2008 Adopted	FY 2008 Forecast	FY 2009 Current	FY 2009 Expanded	FY 2009 Adopted	FY 2009 Change
Personal Services	9,987	-	-	-	-	-	na
Operating Expense	968,376	-	-	-	-	-	na
Capital Outlay	47,070	1,480,600	7,569,300	6,668,900	-	6,668,900	350.42
Reserves For Contingencies	-	-	-	92,700	-	92,700	na
Total Appropriations	1,025,433	1,480,600	7,569,300	6,761,600	-	6,761,600	356.7%

Revenue	FY 2007 Actual	FY 2008 Adopted	FY 2008 Forecast	FY 2009 Current	FY 2009 Expanded	FY 2009 Adopted	FY 2009 Change
Interest/Misc	80,783	-	-	-	-	-	na
Trans fm Enterprise Fds	-	-	1,687,400	-	-	-	na
Trans fm 470 Solid Waste Fd	465,900	1,239,400	1,239,400	1,300,000	-	1,300,000	4.89
Trans fm 473 Mand Collct Fd	290,000	860,000	860,000	762,600	-	762,600	(11.33)
Carry Forward	11,202,450	(618,800)	8,231,500	4,699,000	-	4,699,000	(859.37)
Total Funding	12,039,133	1,480,600	12,018,300	6,761,600	-	6,761,600	356.7%

**Collier County Government
Fiscal Year 2009 Fund Budget Summary**

Emergency Medical Services (490)

Fund Type: **Enterprise**

Description: **Accounts for the provision of around the clock advanced life support paramedic service in Collier County. Principal revenue sources include General Fund subsidy and ambulance fees.**

Appropriation Unit	FY 2007 Actual	FY 2008 Adopted	FY 2008 Forecast	FY 2009 Current	FY 2009 Expanded	FY 2009 Adopted	FY 2009 Change
Personal Services	18,716,594	19,073,100	18,861,800	19,479,200	-	19,479,200	2.13
Operating Expense	8,144,432	4,143,300	3,593,300	3,851,000	-	3,851,000	(7.05)
Capital Outlay	668,805	828,800	1,436,200	118,100	-	118,100	(85.75)
Trans to 144 Isles of Capri Fire Fd	3,000	3,000	3,000	3,000	-	3,000	0
Trans to 146 Ochopee Fire Fd	3,000	3,000	3,000	-	-	-	(100.00)
Reserves For Contingencies	-	1,199,600	-	645,800	-	645,800	(46.17)
Reserves For Capital	-	41,500	-	8,300	-	8,300	(80.00)
Reserve for Attrition	-	(670,200)	-	(670,300)	-	(670,300)	0.01
Total Appropriations	27,535,831	24,622,100	23,897,300	23,435,100	-	23,435,100	(4.8%)

Revenue	FY 2007 Actual	FY 2008 Adopted	FY 2008 Forecast	FY 2009 Current	FY 2009 Expanded	FY 2009 Adopted	FY 2009 Change
Charges For Services	(330,416)	21,000	18,000	18,000	-	18,000	(14.29)
Ambulance Fees	15,114,950	11,212,000	8,832,000	8,900,000	-	8,900,000	(20.62)
Miscellaneous Revenues	38,267	1,800	-	-	-	-	(100.00)
Interest/Misc	12,539	-	-	-	-	-	na
Other Financing Sources	275,863	-	-	-	-	-	na
Reimb From Other Depts	105	-	-	-	-	-	na
Trans fm 001 Gen Fund	10,832,800	13,311,800	18,087,000	12,049,300	-	12,049,300	(9.48)
Carry Forward	2,427,668	636,200	(126,000)	2,913,700	-	2,913,700	357.98
Negative 5% Revenue Reserve	-	(560,700)	-	(445,900)	-	(445,900)	(20.47)
Total Funding	28,371,776	24,622,100	26,811,000	23,435,100	-	23,435,100	(4.8%)

EMS Grants (491)

Fund Type: **Enterprise**

Description: **This fund was created to monitor grants received by EMS along with the matching contributions and associated expenditures.**

Appropriation Unit	FY 2007 Actual	FY 2008 Adopted	FY 2008 Forecast	FY 2009 Current	FY 2009 Expanded	FY 2009 Adopted	FY 2009 Change
Operating Expense	46,510	50,000	157,800	250,500	-	250,500	401.00
Capital Outlay	49,528	50,000	61,200	30,000	-	30,000	(40.00)
Total Appropriations	96,039	100,000	219,000	280,500	-	280,500	180.5%

Revenue	FY 2007 Actual	FY 2008 Adopted	FY 2008 Forecast	FY 2009 Current	FY 2009 Expanded	FY 2009 Adopted	FY 2009 Change
Intergovernmental Revenues	48,379	100,000	116,600	100,000	-	100,000	0
Miscellaneous Revenues	354	-	180,500	-	-	-	na
Interest/Misc	14,000	-	-	-	-	-	na
Other Financing Sources	19,278	-	-	-	-	-	na
Carry Forward	90,004	-	102,400	180,500	-	180,500	na
Total Funding	172,015	100,000	399,500	280,500	-	280,500	180.5%

First Responder Fund (492)

Fund Type: **Enterprise**

Description: **This fund was established to track revenues and expenditures designated strictly for training EMS personnel.**

Appropriation Unit	FY 2007 Actual	FY 2008 Adopted	FY 2008 Forecast	FY 2009 Current	FY 2009 Expanded	FY 2009 Adopted	FY 2009 Change
Capital Outlay	591	-	-	-	-	-	na
Total Appropriations	591	-	-	-	-	-	na

Revenue	FY 2007 Actual	FY 2008 Adopted	FY 2008 Forecast	FY 2009 Current	FY 2009 Expanded	FY 2009 Adopted	FY 2009 Change
Interest/Misc	4	-	-	-	-	-	na
Carry Forward	493	-	-	-	-	-	na
Total Funding	497	-	-	-	-	-	na

**Collier County Government
Fiscal Year 2009 Fund Budget Summary**

Collier County Airport Authority (495)

Fund Type: **Enterprise**

Description: **Accounts for operations at the Marco Island, Everglades, and Immokalee airports. Principal revenue sources include airport user fees and a subsidy from the General Fund. The long-range goal is to make the airports self-sufficient.**

Appropriation Unit	FY 2007 Actual	FY 2008 Adopted	FY 2008 Forecast	FY 2009 Current	FY 2009 Expanded	FY 2009 Adopted	FY 2009 Change
Personal Services	1,010,418	1,064,600	1,052,800	1,094,200	39,500	1,133,700	6.49
Operating Expense	2,321,752	2,191,100	3,014,800	3,577,200	700	3,577,900	63.29
Indirect Cost Reimburs	217,300	219,600	219,600	206,900	-	206,900	(5.78)
Capital Outlay	802,641	147,000	141,100	17,000	-	17,000	(88.44)
Debt Service - Interest	1,492	-	-	-	-	-	na
Trans to 496 Airport Cap Fd	2,200	-	-	-	-	-	na
Total Appropriations	4,355,802	3,622,300	4,428,300	4,895,300	40,200	4,935,500	36.3%

Revenue	FY 2007 Actual	FY 2008 Adopted	FY 2008 Forecast	FY 2009 Current	FY 2009 Expanded	FY 2009 Adopted	FY 2009 Change
Charges For Services	2,805,172	2,791,400	3,825,700	4,218,100	-	4,218,100	51.11
Miscellaneous Revenues	43,621	4,600	8,600	4,700	-	4,700	2.17
Interest/Misc	4,096	-	-	-	-	-	na
Other Financing Sources	(566,499)	-	-	-	-	-	na
Advance/Loan fm 001 Gen Fd	765,400	605,400	651,400	482,000	-	482,000	(20.38)
Reimb From Other Depts	36,480	-	-	-	-	-	na
Trans fm Enterprise Fds	2,189,630	-	-	-	-	-	na
Trans fm 497 Airport Cap Fd	105,906	-	-	-	-	-	na
Carry Forward	363,138	360,700	384,400	441,800	-	441,800	22.48
Negative 5% Revenue Reserve	-	(139,800)	-	(211,100)	-	(211,100)	51.00
Total Funding	5,746,943	3,622,300	4,870,100	4,935,500	-	4,935,500	36.3%

Airport Authority Capital (496)

Fund Type: **Enterprise**

Description: **Accounts for capital projects/improvements at the three airport sites. The capital projects are funded initially through loan proceeds, with matching funds transferred from the General Fund. The loan proceeds are repaid as reimbursement grant revenues are received.**

Appropriation Unit	FY 2007 Actual	FY 2008 Adopted	FY 2008 Forecast	FY 2009 Current	FY 2009 Expanded	FY 2009 Adopted	FY 2009 Change
Operating Expense	-	-	-	185,000	-	185,000	na
Capital Outlay	-	600,000	2,306,100	7,039,600	-	7,039,600	1,073.27
Trans to 495 Airport Op Fd	2,189,630	-	-	-	-	-	na
Reserves For Contingencies	-	10,000	-	10,000	-	10,000	0
Reserves For Cash Flow	-	250,000	-	250,000	-	250,000	0
Total Appropriations	2,189,630	860,000	2,306,100	7,484,600	-	7,484,600	770.3%

Revenue	FY 2007 Actual	FY 2008 Adopted	FY 2008 Forecast	FY 2009 Current	FY 2009 Expanded	FY 2009 Adopted	FY 2009 Change
Intergovernmental Revenues	-	480,000	3,802,600	4,174,900	-	4,174,900	769.77
Miscellaneous Revenues	2,293,367	-	-	-	-	-	na
Interest/Misc	6,295	-	-	-	-	-	na
Other Financing Sources	(455,604)	-	-	-	-	-	na
Advance/Loan fm 001 Gen Fd	119,100	58,700	172,000	140,500	-	140,500	139.35
Trans fm 495 Airport Op Fd	2,200	-	-	-	-	-	na
Carry Forward	909,031	321,300	1,040,700	3,169,200	-	3,169,200	886.37
Total Funding	2,874,389	860,000	5,015,300	7,484,600	-	7,484,600	770.3%

**Collier County Government
Fiscal Year 2009 Fund Budget Summary**

Airport Authority - Immokalee Capital Improvements (497)

Fund Type: **Enterprise**

Description: **Accounts for major capital projects/improvements at the Immokalee airport site. The General Fund will allocate \$3 million dollars as the required match for the Immokalee airport expansion.**

Appropriation Unit	FY 2007 Actual	FY 2008 Adopted	FY 2008 Forecast	FY 2009 Current	FY 2009 Expanded	FY 2009 Adopted	FY 2009 Change
Capital Outlay	-	-	21,100	9,153,800	-	9,153,800	na
Trans to 495 Airport Op Fd	105,906	-	-	-	-	-	na
Reserves For Capital	-	1,099,400	-	1,819,600	-	1,819,600	65.51
Total Appropriations	105,906	1,099,400	21,100	10,973,400	-	10,973,400	898.1%
Revenue	FY 2007 Actual	FY 2008 Adopted	FY 2008 Forecast	FY 2009 Current	FY 2009 Expanded	FY 2009 Adopted	FY 2009 Change
Intergovernmental Revenues	-	-	8,662,500	-	-	-	na
Interest/Misc	5,453	-	-	-	-	-	na
Other Financing Sources	(775,532)	-	-	-	-	-	na
Advance/Loan fm 001 Gen Fd	750,000	750,000	750,000	750,000	-	750,000	0
Carry Forward	148	349,400	586,900	10,223,400	-	10,223,400	2,825.99
Total Funding	(19,931)	1,099,400	9,999,400	10,973,400	-	10,973,400	898.1%

Property & Casualty Insurance Fund (516)

Fund Type: **Internal Service**

Description: **Protects the County through the insurance of its property assets. Revenues are derived from premium allocations for automobile, general liability, and property insurance.**

Appropriation Unit	FY 2007 Actual	FY 2008 Adopted	FY 2008 Forecast	FY 2009 Current	FY 2009 Expanded	FY 2009 Adopted	FY 2009 Change
Personal Services	270,299	270,300	250,900	262,600	-	262,600	(2.85)
Operating Expense	8,161,899	9,777,700	6,030,600	6,602,800	-	6,602,800	(32.47)
Property & Casualty Claims	-	1,250,000	1,300,000	1,300,000	-	1,300,000	4.00
Capital Outlay	2,879	-	-	-	-	-	na
Reserves For Contingencies	-	502,400	-	411,100	-	411,100	(18.17)
Reserves for Insurance	(160,000)	6,090,700	-	6,147,300	-	6,147,300	0.93
Total Appropriations	8,275,076	17,891,100	7,581,500	14,723,800	-	14,723,800	(17.7%)
Revenue	FY 2007 Actual	FY 2008 Adopted	FY 2008 Forecast	FY 2009 Current	FY 2009 Expanded	FY 2009 Adopted	FY 2009 Change
Miscellaneous Revenues	343,898	-	45,000	-	-	-	na
Interest/Misc	46,773	-	-	-	-	-	na
Property & Casualty Billings	11,097,388	11,438,500	8,164,300	8,898,900	-	8,898,900	(22.20)
Trans fm 001 Gen Fund	188,100	-	-	-	-	-	na
Carry Forward	1,993,706	6,452,600	5,197,100	5,824,900	-	5,824,900	(9.73)
Total Funding	13,669,865	17,891,100	13,406,400	14,723,800	-	14,723,800	(17.7%)

**Collier County Government
Fiscal Year 2009 Fund Budget Summary**

Group Health & Life Insurance Fund (517)

Fund Type: **Internal Service**

Description: **Accounts for all medical and life insurance claims for county employees.**

Appropriation Unit	FY 2007 Actual	FY 2008 Adopted	FY 2008 Forecast	FY 2009 Current	FY 2009 Expanded	FY 2009 Adopted	FY 2009 Change
Personal Services	538,076	542,800	548,600	563,600	-	563,600	3.83
Operating Expense	28,597,679	29,413,600	32,013,800	30,880,000	-	30,880,000	4.99
Short Term Disability Ins	350,021	319,600	385,000	385,000	-	385,000	20.46
Long Term Disability Ins	446,081	474,000	375,000	391,000	-	391,000	(17.51)
Capital Outlay	8,068	52,000	40,000	-	-	-	(100.00)
Reserves For Contingencies	-	265,400	-	294,100	-	294,100	10.81
Reserves for Insurance	274,000	15,483,900	-	12,973,900	-	12,973,900	(16.21)
Total Appropriations	30,213,925	46,551,300	33,362,400	45,487,600	-	45,487,600	(2.3%)
Revenue	FY 2007 Actual	FY 2008 Adopted	FY 2008 Forecast	FY 2009 Current	FY 2009 Expanded	FY 2009 Adopted	FY 2009 Change
Miscellaneous Revenues	104,030	500,000	1,593,200	-	-	-	(100.00)
Interest/Misc	179,723	-	-	-	-	-	na
Property & Casualty Billings	36,150	-	-	-	-	-	na
Group Health Billings	28,740,603	24,940,700	25,251,900	26,499,100	-	26,499,100	6.25
Dental Billings	119,675	1,700,000	1,752,400	1,804,900	-	1,804,900	6.17
Life Insurance Billings	1,037,451	815,700	795,700	795,700	-	795,700	(2.45)
Short Term Disability Billings	774,623	399,000	399,900	399,900	-	399,900	0.23
Long Term Disability Billings	223,009	474,000	374,400	391,000	-	391,000	(17.51)
Carry Forward	17,725,947	17,721,900	18,791,900	15,597,000	-	15,597,000	(11.99)
Total Funding	48,941,211	46,551,300	48,959,400	45,487,600	-	45,487,600	(2.3%)

Worker's Compensation Insurance Fund (518)

Fund Type: **Internal Service**

Description: **Protects the County's human resource assets through the use of prudent risk financing, claims management, and loss control programs.**

Appropriation Unit	FY 2007 Actual	FY 2008 Adopted	FY 2008 Forecast	FY 2009 Current	FY 2009 Expanded	FY 2009 Adopted	FY 2009 Change
Personal Services	263,189	291,100	273,400	274,100	-	274,100	(5.84)
Operating Expense	768,225	893,100	1,009,500	901,700	-	901,700	0.96
Workers Comp Ins	637,054	1,340,000	1,110,000	1,200,000	-	1,200,000	(10.45)
Capital Outlay	8,084	2,700	2,700	2,700	-	2,700	0
Reserves For Contingencies	-	59,300	-	62,200	-	62,200	4.89
Reserves for Insurance	86,000	3,877,600	-	4,780,200	-	4,780,200	23.28
Total Appropriations	1,762,552	6,463,800	2,395,600	7,220,900	-	7,220,900	11.7%
Revenue	FY 2007 Actual	FY 2008 Adopted	FY 2008 Forecast	FY 2009 Current	FY 2009 Expanded	FY 2009 Adopted	FY 2009 Change
Charges For Services	27	-	-	-	-	-	na
Miscellaneous Revenues	220,697	-	7,500	-	-	-	na
Interest/Misc	39,703	-	-	-	-	-	na
Other Financing Sources	190	-	-	-	-	-	na
Workers Comp Billings	2,427,398	2,679,600	2,679,600	2,532,900	-	2,532,900	(5.47)
Carry Forward	3,420,224	3,784,200	4,396,500	4,688,000	-	4,688,000	23.88
Total Funding	6,108,239	6,463,800	7,083,600	7,220,900	-	7,220,900	11.7%

**Collier County Government
Fiscal Year 2009 Fund Budget Summary**

Fleet Management (521)

Fund Type: **Internal Service**

Description: **Provides preventative maintenance and repair of all county vehicles and motorized equipment, in addition to fuel service. County staff performs the majority of this work in-house.**

Appropriation Unit	FY 2007 Actual	FY 2008 Adopted	FY 2008 Forecast	FY 2009 Current	FY 2009 Expanded	FY 2009 Adopted	FY 2009 Change
Personal Services	1,905,580	1,997,900	1,997,300	1,926,200	51,800	1,978,000	(1.00)
Operating Expense	5,396,843	6,613,100	6,244,900	8,378,900	-	8,378,900	26.70
Capital Outlay	116,186	135,000	281,700	47,000	-	47,000	(65.19)
Reserves For Contingencies	-	218,200	-	378,200	(51,800)	326,400	49.59
Reserve for Attrition	-	(74,800)	-	-	-	-	(100.00)
Total Appropriations	7,418,610	8,889,400	8,523,900	10,730,300	-	10,730,300	20.7%

Revenue	FY 2007 Actual	FY 2008 Adopted	FY 2008 Forecast	FY 2009 Current	FY 2009 Expanded	FY 2009 Adopted	FY 2009 Change
Charges For Services	438,229	561,600	521,300	673,000	-	673,000	19.84
Miscellaneous Revenues	622	-	-	-	-	-	na
Interest/Misc	10,028	-	-	-	-	-	na
Fleet Revenue Billings	3,888,208	4,157,900	4,080,400	4,161,000	-	4,161,000	0.07
Fuel Sale Rev Billings	3,256,307	4,108,300	3,875,600	5,630,900	-	5,630,900	37.06
Trans fm 001 Gen Fund	44,400	-	-	-	-	-	na
Carry Forward	345,096	61,600	312,000	265,400	-	265,400	330.84
Total Funding	7,982,889	8,889,400	8,789,300	10,730,300	-	10,730,300	20.7%

Sheriff Confiscated Property Trust Fund (602)

Fund Type: **General Fund**

Description: **Florida Statutes authorize proceeds from confiscated property to be used for school resource officers, crime prevention, safe neighborhoods, drug abuse education and prevention programs, or other law enforcement purposes.**

Appropriation Unit	FY 2007 Actual	FY 2008 Adopted	FY 2008 Forecast	FY 2009 Current	FY 2009 Expanded	FY 2009 Adopted	FY 2009 Change
Operating Expense	-	-	25,000	-	-	-	na
Remittances	41,345	-	-	-	-	-	na
Trans to 115 Sheriff Grant Fd	-	55,000	8,100	312,700	-	312,700	468.55
Reserves For Contingencies	-	505,100	-	371,400	-	371,400	(26.47)
Total Appropriations	41,345	560,100	33,100	684,100	-	684,100	22.1%

Revenue	FY 2007 Actual	FY 2008 Adopted	FY 2008 Forecast	FY 2009 Current	FY 2009 Expanded	FY 2009 Adopted	FY 2009 Change
Fines & Forfeitures	57,105	-	32,100	-	-	-	na
Interest/Misc	38,738	-	17,600	-	-	-	na
Carry Forward	617,961	560,100	667,500	684,100	-	684,100	22.14
Total Funding	713,804	560,100	717,200	684,100	-	684,100	22.1%

Crime Prevention Trust Fund (603)

Fund Type: **General Fund**

Description: **Trust fund established to monitor funds designated for crime prevention.**

Appropriation Unit	FY 2007 Actual	FY 2008 Adopted	FY 2008 Forecast	FY 2009 Current	FY 2009 Expanded	FY 2009 Adopted	FY 2009 Change
Personal Services	-	-	-	50,000	-	50,000	na
Capital Outlay	-	500,000	-	-	-	-	(100.00)
Trans to 115 Sheriff Grant Fd	-	-	-	194,100	-	194,100	na
Reserves For Contingencies	-	534,700	-	613,500	-	613,500	14.74
Total Appropriations	-	1,034,700	-	857,600	-	857,600	(17.1%)

Revenue	FY 2007 Actual	FY 2008 Adopted	FY 2008 Forecast	FY 2009 Current	FY 2009 Expanded	FY 2009 Adopted	FY 2009 Change
Charges For Services	261,032	280,000	107,200	-	-	-	(100.00)
Interest/Misc	6,599	-	-	-	-	-	na
Carry Forward	488,724	768,700	750,400	857,600	-	857,600	11.56
Negative 5% Revenue Reserve	-	(14,000)	-	-	-	-	(100.00)
Total Funding	756,355	1,034,700	857,600	857,600	-	857,600	(17.1%)

**Collier County Government
Fiscal Year 2009 Fund Budget Summary**

University Extension Trust Fund (604)

Fund Type: **General Fund**

Description: **This fund was established to receive donations and monitor expenditures as (if) designated by specific donation stipulations.**

Appropriation Unit	FY 2007 Actual	FY 2008 Adopted	FY 2008 Forecast	FY 2009 Current	FY 2009 Expanded	FY 2009 Adopted	FY 2009 Change
Operating Expense	4,852	2,500	4,500	21,500	-	21,500	760.00
Capital Outlay	-	-	2,000	-	-	-	na
Trans to 116 Misc Grant Fd	8,000	-	-	-	-	-	na
Reserves For Contingencies	-	200	-	1,100	-	1,100	450.00
Reserves For Cash Flow	-	40,000	-	10,300	-	10,300	(74.25)
Total Appropriations	12,852	42,700	6,500	32,900	-	32,900	(23.0%)

Revenue	FY 2007 Actual	FY 2008 Adopted	FY 2008 Forecast	FY 2009 Current	FY 2009 Expanded	FY 2009 Adopted	FY 2009 Change
Charges For Services	7,955	-	-	-	-	-	na
Miscellaneous Revenues	11,693	4,200	4,200	5,000	-	5,000	19.05
Interest/Misc	269	-	-	-	-	-	na
Carry Forward	23,656	38,800	30,500	28,200	-	28,200	(27.32)
Negative 5% Revenue Reserve	-	(300)	-	(300)	-	(300)	0
Total Funding	43,574	42,700	34,700	32,900	-	32,900	(23.0%)

GAC Trust Land Sales (605)

Fund Type: **General Fund**

Description: **GAC Land Trust (605) - Funds generated from surplus lot sales in the Golden Gate Estates, deeded to Collier County in a 1983 settlement agreement with Avatar Properties, are used to fund capital improvements within the Estates area.**

Appropriation Unit	FY 2007 Actual	FY 2008 Adopted	FY 2008 Forecast	FY 2009 Current	FY 2009 Expanded	FY 2009 Adopted	FY 2009 Change
Operating Expense	29	4,000	300	4,000	-	4,000	0
Remittances	34,754	-	54,000	-	-	-	na
Reserves For Capital	-	1,773,500	-	2,035,400	-	2,035,400	14.77
Total Appropriations	34,783	1,777,500	54,300	2,039,400	-	2,039,400	14.7%

Revenue	FY 2007 Actual	FY 2008 Adopted	FY 2008 Forecast	FY 2009 Current	FY 2009 Expanded	FY 2009 Adopted	FY 2009 Change
Miscellaneous Revenues	-	303,900	200,000	303,900	-	303,900	0
Interest/Misc	84,194	60,000	104,300	60,000	-	60,000	0
Carry Forward	1,405,237	1,431,800	1,443,700	1,693,700	-	1,693,700	18.29
Negative 5% Revenue Reserve	-	(18,200)	-	(18,200)	-	(18,200)	0
Total Funding	1,489,431	1,777,500	1,748,000	2,039,400	-	2,039,400	14.7%

Law Enforcement Trust Fund (608)

Fund Type: **General Fund**

Description: **Florida Statutes authorize that two of every three dollars generated from court costs assessed from any fines or other penalties may be used for specialized law enforcement training.**

Appropriation Unit	FY 2007 Actual	FY 2008 Adopted	FY 2008 Forecast	FY 2009 Current	FY 2009 Expanded	FY 2009 Adopted	FY 2009 Change
Operating Expense	-	50,000	25,851	300,000	-	300,000	500.00
Reserves For Contingencies	-	508,100	-	332,100	-	332,100	(34.64)
Total Appropriations	-	558,100	25,851	632,100	-	632,100	13.3%

Revenue	FY 2007 Actual	FY 2008 Adopted	FY 2008 Forecast	FY 2009 Current	FY 2009 Expanded	FY 2009 Adopted	FY 2009 Change
Fines & Forfeitures	149,514	144,000	70,200	90,000	-	90,000	(37.50)
Interest/Misc	29,509	15,000	12,900	-	-	-	(100.00)
Carry Forward	305,063	407,100	480,320	537,600	-	537,600	32.06
Negative 5% Revenue Reserve	-	(8,000)	-	4,500	-	4,500	(156.25)
Total Funding	484,085	558,100	563,420	632,100	-	632,100	13.3%

**Collier County Government
Fiscal Year 2009 Fund Budget Summary**

Domestic Violence Trust Fund (609)

Fund Type: **General Fund**

Description: **Trust fund established to monitor funds designated for domestic violence prevention.**

Revenue	FY 2007 Actual	FY 2008 Adopted	FY 2008 Forecast	FY 2009 Current	FY 2009 Expanded	FY 2009 Adopted	FY 2009 Change
Fines & Forfeitures	38,613	-	-	-	-	-	na
Interest/Misc	1,653	-	-	-	-	-	na
Carry Forward	148,890	-	-	-	-	-	na
Total Funding	189,156	-	-	-	-	-	na

Animal Control Neuter / Spay Trust Fund (610)

Fund Type: **General Fund**

Description: **Provides for a neuter/spay program for animals adopted from Domestic Animal Services. A deposit is required for all animals adopted and is applied to the cost of the neuter/spay procedure performed by a local veterinarian.**

Appropriation Unit	FY 2007 Actual	FY 2008 Adopted	FY 2008 Forecast	FY 2009 Current	FY 2009 Expanded	FY 2009 Adopted	FY 2009 Change
Operating Expense	36,305	68,000	68,000	47,800	-	47,800	(29.71)
Reserves For Contingencies	-	3,500	-	2,400	-	2,400	(31.43)
Reserves For Cash Flow	-	110,700	-	148,700	-	148,700	34.33
Total Appropriations	36,305	182,200	68,000	198,900	-	198,900	9.2%

Revenue	FY 2007 Actual	FY 2008 Adopted	FY 2008 Forecast	FY 2009 Current	FY 2009 Expanded	FY 2009 Adopted	FY 2009 Change
Licenses & Permits	21,751	25,000	25,000	25,000	-	25,000	0
Charges For Services	34,620	35,000	35,000	36,500	-	36,500	4.29
Miscellaneous Revenues	125	-	-	-	-	-	na
Interest/Misc	1,350	-	-	-	-	-	na
Carry Forward	128,111	125,200	148,500	140,500	-	140,500	12.22
Negative 5% Revenue Reserve	-	(3,000)	-	(3,100)	-	(3,100)	3.33
Total Funding	185,957	182,200	208,500	198,900	-	198,900	9.2%

Combined 911 System (611)

Fund Type: **General Fund**

Description: **Established to provide for costs associated with the Emergency 911 telephone system. Revenues are from a surcharge to cellular and land-line telephone users that are billed and collected by the telephone company and remitted to the County.**

Appropriation Unit	FY 2007 Actual	FY 2008 Adopted	FY 2008 Forecast	FY 2009 Current	FY 2009 Expanded	FY 2009 Adopted	FY 2009 Change
Personal Services	-	844,400	818,500	857,800	-	857,800	1.59
Operating Expense	-	791,800	672,934	805,000	-	805,000	1.67
Capital Outlay	-	458,900	90,503	284,100	-	284,100	(38.09)
Reserves For Contingencies	-	31,000	-	-	-	-	(100.00)
Total Appropriations	-	2,126,100	1,581,937	1,946,900	-	1,946,900	(8.4%)

Revenue	FY 2007 Actual	FY 2008 Adopted	FY 2008 Forecast	FY 2009 Current	FY 2009 Expanded	FY 2009 Adopted	FY 2009 Change
Franchise Fees	279,645	2,000,500	891,362	2,489,400	-	2,489,400	24.44
Interest/Misc	-	237,500	2,000	4,100	-	4,100	(98.27)
Carry Forward	-	-	279,600	(409,000)	-	(409,000)	na
Negative 5% Revenue Reserve	-	(111,900)	-	(137,600)	-	(137,600)	22.97
Total Funding	279,645	2,126,100	1,172,962	1,946,900	-	1,946,900	(8.4%)

**Collier County Government
Fiscal Year 2009 Fund Budget Summary**

Library Trust Fund (612)

Fund Type: **General Fund**

Description: **Accounts for donations and bequests received from the public for the Collier County Public Library system. Available funds will be used to replace furniture and to purchase office and computer equipment.**

Appropriation Unit	FY 2007 Actual	FY 2008 Adopted	FY 2008 Forecast	FY 2009 Current	FY 2009 Expanded	FY 2009 Adopted	FY 2009 Change
Operating Expense	-	37,000	15,000	20,000	-	20,000	(45.95)
Capital Outlay	-	77,000	47,000	47,000	-	47,000	(38.96)
Trans to Cap Proj	-	-	100,000	-	-	-	na
Reserves For Contingencies	-	5,700	-	3,400	-	3,400	(40.35)
Reserves For Capital	-	297,900	-	367,600	-	367,600	23.40
Total Appropriations	-	417,600	162,000	438,000	-	438,000	4.9%

Revenue	FY 2007 Actual	FY 2008 Adopted	FY 2008 Forecast	FY 2009 Current	FY 2009 Expanded	FY 2009 Adopted	FY 2009 Change
Charges For Services	2,685	-	900	-	-	-	na
Miscellaneous Revenues	122,491	60,000	40,000	25,000	-	25,000	(58.33)
Interest/Misc	4,742	-	-	-	-	-	na
Carry Forward	409,590	360,600	535,400	414,300	-	414,300	14.89
Negative 5% Revenue Reserve	-	(3,000)	-	(1,300)	-	(1,300)	(56.67)
Total Funding	539,509	417,600	576,300	438,000	-	438,000	4.9%

County Drug Abuse Trust (616)

Fund Type: **General Fund**

Description: **This fund authorizes the Court to impose an additional assessment (fine) against drug offenders to be disbursed to a qualified drug abuse treatment or addiction program in the County.**

Appropriation Unit	FY 2007 Actual	FY 2008 Adopted	FY 2008 Forecast	FY 2009 Current	FY 2009 Expanded	FY 2009 Adopted	FY 2009 Change
Reserves For Contingencies	-	4,000	-	3,600	-	3,600	(10.00)
Total Appropriations	-	4,000	-	3,600	-	3,600	(10.0%)

Revenue	FY 2007 Actual	FY 2008 Adopted	FY 2008 Forecast	FY 2009 Current	FY 2009 Expanded	FY 2009 Adopted	FY 2009 Change
Fines & Forfeitures	276	500	200	200	-	200	(60.00)
Interest/Misc	28	-	-	-	-	-	na
Carry Forward	2,923	3,500	3,200	3,400	-	3,400	(2.86)
Total Funding	3,227	4,000	3,400	3,600	-	3,600	(10.0%)

Freedom Memorial Trust Fund (620)

Fund Type: **General Fund**

Description: **This fund is used to account for all donations received for the construction of the Freedom Memorial.**

Appropriation Unit	FY 2007 Actual	FY 2008 Adopted	FY 2008 Forecast	FY 2009 Current	FY 2009 Expanded	FY 2009 Adopted	FY 2009 Change
Operating Expense	4,300	49,000	8,000	8,000	-	8,000	(83.67)
Reserves For Capital	-	36,600	-	141,000	-	141,000	285.25
Total Appropriations	4,300	85,600	8,000	149,000	-	149,000	74.1%

Revenue	FY 2007 Actual	FY 2008 Adopted	FY 2008 Forecast	FY 2009 Current	FY 2009 Expanded	FY 2009 Adopted	FY 2009 Change
Miscellaneous Revenues	44,528	45,000	57,600	50,900	-	50,900	13.11
Interest/Misc	2,507	-	2,000	2,000	-	2,000	na
Carry Forward	4,782	42,900	47,100	98,700	-	98,700	130.07
Negative 5% Revenue Reserve	-	(2,300)	-	(2,600)	-	(2,600)	13.04
Total Funding	51,817	85,600	106,700	149,000	-	149,000	74.1%

**Collier County Government
Fiscal Year 2009 Fund Budget Summary**

Countryside Privacy Wall (630)

Fund Type: **General Fund**

Description: **This fund will be used to segregate Countryside Master Association, Inc. prepayment for their cost of a (privacy) wall. The County is construction two sound attenuation walls and Countryside is paying for the construction cost of a privacy wall, so that one continuous wall can be erected along the entire Santa Barbara Boulevard frontage. On July 25, 2006, item 16(B)13, the Board approved accepting the payment of \$914,000 from Countryside, that this payment will earn interest, that the accrued interest as well as any remaining construction money will be returned to Countryside once the work is completed and final payment to the contractor has been made.**

Appropriation Unit	FY 2007	FY 2008	FY 2008	FY 2009	FY 2009	FY 2009	FY 2009
	Actual	Adopted	Forecast	Current	Expanded	Adopted	Change
Operating Expense	1,000	-	-	-	-	-	na
Capital Outlay	-	-	778,300	135,700	-	135,700	na
Remittances	-	-	-	24,700	-	24,700	na
Total Appropriations	1,000	-	778,300	160,400	-	160,400	na
	FY 2007	FY 2008	FY 2008	FY 2009	FY 2009	FY 2009	FY 2009
Revenue	Actual	Adopted	Forecast	Current	Expanded	Adopted	Change
Miscellaneous Revenues	914,000	-	-	-	-	-	na
Interest/Misc	45,607	-	-	-	-	-	na
Carry Forward	-	-	938,700	160,400	-	160,400	na
Total Funding	959,607	-	938,700	160,400	-	160,400	na

Law Library (640)

Fund Type: **General Fund**

Description: **This fund was established to provide legal materials to the legal community and public. Funded through fees for services provided.**

Appropriation Unit	FY 2007	FY 2008	FY 2008	FY 2009	FY 2009	FY 2009	FY 2009
	Actual	Adopted	Forecast	Current	Expanded	Adopted	Change
Operating Expense	103,359	90,000	90,000	87,200	-	87,200	(3.11)
Trans to 192 Misc Fl St Collection Fd	90,219	109,500	100,600	56,400	-	56,400	(48.49)
Reserves For Contingencies	-	4,500	-	4,400	-	4,400	(2.22)
Total Appropriations	193,578	204,000	190,600	148,000	-	148,000	(27.5%)
	FY 2007	FY 2008	FY 2008	FY 2009	FY 2009	FY 2009	FY 2009
Revenue	Actual	Adopted	Forecast	Current	Expanded	Adopted	Change
Charges For Services	193,578	208,300	155,800	155,800	-	155,800	(25.20)
Interest/Misc	1,304	-	-	-	-	-	na
Carry Forward	34,554	6,200	34,800	-	-	-	(100.00)
Negative 5% Revenue Reserve	-	(10,500)	-	(7,800)	-	(7,800)	(25.71)
Total Funding	229,437	204,000	190,600	148,000	-	148,000	(27.5%)

Legal Aid Society (652)

Fund Type: **General Fund**

Description: **Provides the financial support of the Legal Aid Society operations. Funded by filing fees.**

Appropriation Unit	FY 2007	FY 2008	FY 2008	FY 2009	FY 2009	FY 2009	FY 2009
	Actual	Adopted	Forecast	Current	Expanded	Adopted	Change
Operating Expense	178,041	210,000	155,700	147,900	-	147,900	(29.57)
Total Appropriations	178,041	210,000	155,700	147,900	-	147,900	(29.6%)
	FY 2007	FY 2008	FY 2008	FY 2009	FY 2009	FY 2009	FY 2009
Revenue	Actual	Adopted	Forecast	Current	Expanded	Adopted	Change
Charges For Services	193,578	221,000	155,700	155,700	-	155,700	(29.55)
Interest/Misc	260	-	-	-	-	-	na
Carry Forward	(113,174)	-	-	-	-	-	na
Negative 5% Revenue Reserve	-	(11,000)	-	(7,800)	-	(7,800)	(29.09)
Total Funding	80,664	210,000	155,700	147,900	-	147,900	(29.6%)

**Collier County Government
Fiscal Year 2009 Fund Budget Summary**

Office of Utility Regulation Fee Trust (669)

Fund Type: **General Fund**

Description: **Provides for the regulation of privately owned water, bulk water, and wastewater utilities providing service within the unincorporated areas of Collier County. This regulatory body was approved by the BCC in May 1996. Franchise fees from the regulated utilities are the principal revenue source.**

Appropriation Unit	FY 2007 Actual	FY 2008 Adopted	FY 2008 Forecast	FY 2009 Current	FY 2009 Expanded	FY 2009 Adopted	FY 2009 Change
Personal Services	165,159	164,700	214,600	248,300	-	248,300	50.76
Operating Expense	7,101	38,400	25,900	46,100	-	46,100	20.05
Indirect Cost Reimburs	14,600	19,200	19,200	14,100	-	14,100	(26.56)
Capital Outlay	-	2,800	-	-	-	-	(100.00)
Reserves For Contingencies	-	11,300	-	18,500	-	18,500	63.72
Reserves For Capital	-	449,700	-	476,300	-	476,300	5.92
Reserves For Cash Flow	-	33,800	-	46,700	-	46,700	38.17
Total Appropriations	186,860	719,900	259,700	850,000	-	850,000	18.1%

Revenue	FY 2007 Actual	FY 2008 Adopted	FY 2008 Forecast	FY 2009 Current	FY 2009 Expanded	FY 2009 Adopted	FY 2009 Change
Franchise Fees	158,431	120,000	150,000	225,000	-	225,000	87.50
Miscellaneous Revenues	182	-	-	-	-	-	na
Interest/Misc	5,006	-	-	-	-	-	na
Reimb From Other Depts	67,100	67,000	67,000	80,000	-	80,000	19.40
Carry Forward	559,441	538,900	599,000	556,300	-	556,300	3.23
Negative 5% Revenue Reserve	-	(6,000)	-	(11,300)	-	(11,300)	88.33
Total Funding	790,160	719,900	816,000	850,000	-	850,000	18.1%

Deposit Fund (670)

Fund Type: **General Fund**

Description: **Not active.**

Revenue	FY 2007 Actual	FY 2008 Adopted	FY 2008 Forecast	FY 2009 Current	FY 2009 Expanded	FY 2009 Adopted	FY 2009 Change
Interest/Misc	45,482	-	-	-	-	-	na
Carry Forward	(43,760)	-	-	-	-	-	na
Total Funding	1,723	-	-	-	-	-	na

Impact Fee Escrow Fund (675)

Fund Type: **General Fund**

Description: **Not active.**

Revenue	FY 2007 Actual	FY 2008 Adopted	FY 2008 Forecast	FY 2009 Current	FY 2009 Expanded	FY 2009 Adopted	FY 2009 Change
Interest/Misc	16,611	-	-	-	-	-	na
Carry Forward	862,678	-	-	-	-	-	na
Total Funding	879,289	-	-	-	-	-	na

**Collier County Government
Fiscal Year 2009 Fund Budget Summary**

Court Administration (681)

Fund Type: **General Fund**

Description: **Established to account for county costs associated with the activities of the 20th Judicial Circuit. The revenue for this fund is a transfer from the General Fund.**

Appropriation Unit	FY 2007 Actual	FY 2008 Adopted	FY 2008 Forecast	FY 2009 Current	FY 2009 Expanded	FY 2009 Adopted	FY 2009 Change
Personal Services	1,667,361	1,841,700	1,798,800	2,334,500	-	2,334,500	26.76
Operating Expense	489,051	666,400	597,100	618,300	-	618,300	(7.22)
Capital Outlay	63,579	233,900	138,300	205,000	-	205,000	(12.36)
Reserves For Cash Flow	-	-	-	25,800	-	25,800	na
Total Appropriations	2,219,991	2,742,000	2,534,200	3,183,600	-	3,183,600	16.1%

Revenue	FY 2007 Actual	FY 2008 Adopted	FY 2008 Forecast	FY 2009 Current	FY 2009 Expanded	FY 2009 Adopted	FY 2009 Change
Charges For Services	-	-	97,500	97,500	-	97,500	na
Fines & Forfeitures	1,398,489	1,674,600	1,262,800	1,262,800	-	1,262,800	(24.59)
Miscellaneous Revenues	9,331	-	-	-	-	-	na
Interest/Misc	486	-	-	-	-	-	na
Trans fm 001 Gen Fund	621,951	752,400	1,237,500	971,800	-	971,800	29.16
Trans fm 178 Court IT Fee Fd	206,800	398,800	398,800	431,200	-	431,200	8.12
Carry Forward	8,138	-	26,000	488,400	-	488,400	na
Negative 5% Revenue Reserve	-	(83,800)	-	(68,100)	-	(68,100)	(18.74)
Total Funding	2,245,196	2,742,000	3,022,600	3,183,600	-	3,183,600	16.1%

Collier County Street Lighting District (760)

Fund Type: **General Fund**

Description: **The principal revenue source within this fund is ad valorem taxes.**

Appropriation Unit	FY 2007 Actual	FY 2008 Adopted	FY 2008 Forecast	FY 2009 Current	FY 2009 Expanded	FY 2009 Adopted	FY 2009 Change
Operating Expense	531,330	749,600	645,000	644,300	-	644,300	(14.05)
Indirect Cost Reimburs	2,800	1,900	1,900	2,600	-	2,600	36.84
Trans to Property Appraiser	3,447	4,800	4,900	4,900	-	4,900	2.08
Trans to Tax Collector	12,616	15,000	15,000	14,200	-	14,200	(5.33)
Trans to 111 Unincorp Gen Fd	150,000	-	-	-	-	-	na
Reserves For Contingencies	-	10,600	-	3,600	-	3,600	(66.04)
Total Appropriations	700,194	781,900	666,800	669,600	-	669,600	(14.4%)

Revenue	FY 2007 Actual	FY 2008 Adopted	FY 2008 Forecast	FY 2009 Current	FY 2009 Expanded	FY 2009 Adopted	FY 2009 Change
Ad Valorem Taxes	628,930	600,100	578,400	569,700	-	569,700	(5.07)
Delinquent Ad Valorem Taxes	211	-	-	-	-	-	na
Interest/Misc	22,970	1,000	9,500	-	-	-	(100.00)
Other Financing Sources	11	-	-	-	-	-	na
Trans frm Property Appraiser	584	-	600	-	-	-	na
Trans frm Tax Collector	6,162	-	6,200	-	-	-	na
Carry Forward	243,927	210,800	200,500	128,400	-	128,400	(39.09)
Negative 5% Revenue Reserve	-	(30,000)	-	(28,500)	-	(28,500)	(5.00)
Total Funding	902,796	781,900	795,200	669,600	-	669,600	(14.4%)

Naples Production Park Lighting District Fund (770)

Fund Type: **General Fund**

Description: **The principal revenue source within this fund is ad valorem taxes.**

Appropriation Unit	FY 2007 Actual	FY 2008 Adopted	FY 2008 Forecast	FY 2009 Current	FY 2009 Expanded	FY 2009 Adopted	FY 2009 Change
Non Cash Year End Entry	11	-	-	-	-	-	na
Total Appropriations	11	-	-	-	-	-	na

Revenue	FY 2007 Actual	FY 2008 Adopted	FY 2008 Forecast	FY 2009 Current	FY 2009 Expanded	FY 2009 Adopted	FY 2009 Change
Ad Valorem Taxes	11	-	-	-	-	-	na
Total Funding	11	-	-	-	-	-	na

Collier County Government
Fiscal Year 2009 Fund Budget Summary

Pelican Bay Street Lighting District (778)

Fund Type: **General Fund**

Description: **The principal revenue source within these funds is ad valorem taxes.**

Appropriation Unit	FY 2007 Actual	FY 2008 Adopted	FY 2008 Forecast	FY 2009 Current	FY 2009 Expanded	FY 2009 Adopted	FY 2009 Change
Personal Services	96,236	99,100	107,100	101,500	-	101,500	2.42
Operating Expense	96,135	133,500	131,100	147,200	-	147,200	10.26
Indirect Cost Reimburs	11,400	10,400	10,400	12,100	-	12,100	16.35
Capital Outlay	86,264	14,200	16,100	14,200	-	14,200	0
Trans to Property Appraiser	4,803	-	-	5,300	-	5,300	na
Trans to Tax Collector	-	-	-	8,100	-	8,100	na
Reserves For Contingencies	-	177,200	-	40,000	-	40,000	(77.43)
Reserves For Capital	-	27,500	-	155,900	-	155,900	466.91
Total Appropriations	294,838	461,900	264,700	484,300	-	484,300	4.8%
Revenue	FY 2007 Actual	FY 2008 Adopted	FY 2008 Forecast	FY 2009 Current	FY 2009 Expanded	FY 2009 Adopted	FY 2009 Change
Ad Valorem Taxes	7	-	-	298,700	-	298,700	na
Delinquent Ad Valorem Taxes	45	-	-	-	-	-	na
Miscellaneous Revenues	936	-	-	-	-	-	na
Interest/Misc	19,756	14,900	11,000	6,200	-	6,200	(58.39)
Other Financing Sources	251,315	-	-	-	-	-	na
Trans fm Special Rev Fds	243,300	7,300	600	-	-	-	(100.00)
Carry Forward	231,343	439,700	447,400	194,300	-	194,300	(55.81)
Negative 5% Revenue Reserve	-	-	-	(14,900)	-	(14,900)	na
Total Funding	746,702	461,900	459,000	484,300	-	484,300	4.8%

Appendix to the Collier County Adopted Budget Fiscal Year 2008-2009

The following pages comprise the appendix to the Collier County Adopted Budget for the Fiscal Year 2008-2009. The appendix consists of the following components:

Glossary of Commonly Used Terms	Page 2
Glossary of Commonly Used Acronyms	Page 7
Statistical Data*	Page10

*The Collier County Comprehensive Annual Financial Report (CAFR) is prepared each year by the Clerk of Courts Financial Office, independent of the County Office of Management and Budget. This CAFR for Fiscal Year 2007-2008 cannot be considered final until it is presented to the Board of County Commissioners; this is not expected to take place until March 2009. As such, the statistical data from the CAFR for the Fiscal Year 2006-2007 has been included.

Glossary of Commonly Used Terms

2007 State of Florida Property Tax Limiting Legislation: Refers to the June 2007 Legislation enacted by the Florida Legislature which requires local governments to reduce ad valorem taxes to below the level of taxes levied in fiscal year 2006-2007 based upon certain formulas proffered by the legislation.

2008 State of Florida Property Tax Limiting Legislation: This one-time legislation required the Roll-Back Millage Rate to include the impact of Amendment 1.

-A-

Accrual Basis: The recording of the financial effects on a government of transactions and other events and circumstances that have cash consequences for the government in the periods in which those transactions, events or circumstances occur, rather than only in the periods in which cash is received or paid by the government.

Adopted Budget: The budget as approved by the Board of County Commissioners after two public hearings prior to the beginning of each new fiscal year.

Ad Valorem Tax: A tax based on the value of real or tangible personal property.

Agency: A major governmental branch. The County Manager and Constitutional Officers serve as agency heads.

Aggregate Millage Rate: A "theoretical" millage rate based on the total County taxable value required to raise all County levied taxes, including dependent districts and Municipal Service Taxing Districts (MSTDs), but not including voter approved debt issues.

Amendment 1 (State-wide voter referendum on January 29, 2008): Provided an extra \$25,000 Homestead Exemption; a \$25,000 exemption on tangible personal property; and, provided for transportability of "Save-Our-Homes" legislation which limits increases in taxable value to 3% annually.

Appropriation: An authorization by the Board of County Commissioners to spend public funds for a specific purpose.

Appropriation Unit: A major category of expenditures such as personal services, operating expenses, capital outlay, transfers, contributions and reserves.

Article V: The portion of the Florida Constitution that covers funding for the judicial system.

Arbitrage: In government finance, the most common occurrence of arbitrage involves the investment of the proceeds from the sale of tax-exempt securities in a taxable money market instrument that yields a higher rate, resulting in interest revenue in excess of interest costs. If bond proceeds are not expended in accordance with spend down requirements the excess interest earnings (arbitrage) must be rebated to the Internal Revenue Service.

Arbitrage Services: Services provided by the County's Arbitrage consultant designed to monitor the expenditure of capital bond proceeds in a timely manner to determine whether there were excess interest earnings in accordance with Internal Revenue Service regulations.

Assessed Valuation: The value placed on a given property by the Property Appraiser. State law requires that the assessed value be equal to the market value of the property.

-B-

Balanced Budget: A budget in which revenues equal expenditures.

Board of County Commissioners (BCC): The legislative body of county government, which in Collier County consists of, five Commissioners elected by district.

Bond: A certificate of debt issued by a government or corporation guaranteeing payment of the original investment plus interest by a specified future date.

Budget: A summary of planned revenues and expenditures for a given period of time. The County is required to prepare and adopt a budget each fiscal year.

Budget Highlights: Explanations of changes or major issues affecting the budget.

Budget Amendment: A change to the fiscal year adopted budget, which may increase or decrease a fund total. A budget may be amended during the fiscal year by the governing body and/or management, in accordance with procedures specified by law and/or administrative rules and regulations.

-C-

Capital Improvement: The new construction of, or improvements to existing, buildings, roads or other long-lived facilities.

Capital Improvement Element (CIE): The section of the state mandated Growth Management Plan which includes a plan for the construction of various public facilities needed to maintain a given service level for the expected population of the County over the next five years.

Capital Lease: Contractual agreements which are termed "leases", but which in substance amount to purchase contracts for equipment and machinery.

Capital Outlay: Appropriation unit that includes all expenditures for equipment, vehicles, machinery, etc. that has a cost of \$1,000 or greater.

Capitalization: The process of converting capital fixed assets from expenses to assets.

Carry Forward: (Fund Balance) Unspent money at the end of a fiscal year available for use in the next fiscal year to fund expenditures or reserves.

Commercial Paper: A competitive short-term loan-financing alternative issued at a variable interest rate. Commercial paper generally offers low cost borrowing, flexible terms and repayment schedules, and a more simplified application process than other instruments used to finance capital and other governmental projects.

Community Redevelopment Agency (CRA) Bank Loan: Specialized competitive bank financing benefiting the County's Bayshore/Gateway CRA with loan proceeds used for private land acquisition purposes within the District.

Constitutional Officers: Independently elected county officials mandated by the Florida Constitution. These include the Property Appraiser, Tax Collector, Supervisor of Elections, Sheriff and Clerk of the Court.

Contingency Reserve: Money set aside for emergencies or other unforeseen, unbudgeted expenditures.

Contract Agencies: Independent organizations, primarily social service agencies, which have a contract with the County to provide services to County residents in return for receiving some funding from the County.

Contributions: A grant provided by the County to another government or non-profit agency which provides services to Collier County residents.

Current Service: An existing program or service. The current service budget is the amount necessary to continue to provide existing programs.

-D-

Debt Service: Payment of interest, principal and other associated costs to County creditors.

Deficit: The excess of expenditures over revenues during a fiscal year.

Department: The basic organizational unit of the County, which provides a specific service.

Depreciation: Expiration in the service life of fixed assets attributable to wear and tear, deterioration, action of physical elements, inadequacy and obsolescence.

Division: An organizational unit composed of departments that are responsible for a major governmental function.

-E-

Enterprise Fund: A fund established to account for activities operated in a manner similar to a private business enterprise. The County's Utility Division and Solid Waste Department operations are accounted for in this way.

Expanded Service: A new program or an enhancement to an existing program. The expanded service budget includes the costs to provide new services and enhancements to existing services approved by the BCC.

Expenditure: Money spent to receive a good or service.

-F-

Fiduciary Funds: Trust or Agency funds that account for assets held by the County as a trustee or agent for individuals, private organizations and other governmental units.

Fiscal Year: A 12-month period used to plan for the use of an organization's funds. By state law, the County's fiscal year runs from October 1 through September 30 of the following year.

Fixed Asset: Assets of a long-term character such as land, buildings, and improvements other than buildings, machinery, equipment and furniture whose cost is in excess of a specific amount and whose life expectancy is in excess of one year.

Full-Time Equivalent (FTE): The number of approved positions equated to a full-time basis (e.g., two half-time positions equal one full-time equivalent position).

Fund: A financial unit used to account for activities of a similar purpose or with a common revenue source.

Fund Balance: (Carry Forward). A fund's current assets less current liabilities at fiscal year end. In governmental funds, this is also equal to revenues less expenses for the fiscal year.

-G-

General Fund: The fund that accounts for most county-wide general government activities and is supported by ad valorem taxes.

General Long Term Debt: The long term debt associated with a governmental type fund. Long term debt legally payable from general revenues and backed by the full faith and credit of a governmental unit.

General Obligation Bonds: Bonded indebtedness relying on the general credit worthiness of the issuing government for repayment rather than a specific revenue source pledged for repayment.

Goals: Written statements that reflect the broad, general purpose of a program.

Governmental Fund: A broad category of funds used to account for general government operations. The General Fund, Special Revenue Funds, Capital Funds and Debt Service Funds are all types of Governmental Funds.

Grant: A contribution of assets (usually cash) by one governmental unit or other organization to another. Typically, these contributions are made to local governments for a specified purpose by the state or federal government.

-H-

Homestead Exemption: A deduction of up to \$25,000 from the assessed value of property occupied by the owner and designated as his primary residence.

-I-

Impact Fees: Fees assessed during the construction process that are used to offset the costs of providing growth related infrastructure.

Indirect Service Charge: Charging for services based on a cost allocation method rather than billing as service is rendered. The County uses an indirect service charge to reimburse the General Fund for general and administrative services provided to other funds.

Infrastructure: The basic facilities required for the functioning of a community such as roads, bridges, water and sewer service, etc.

Internal Service Fund: A fund used to account for operations providing goods or services primarily to other government departments on a reimbursement basis.

-J-

Job Bank Employee: Pool of temporary pre-qualified employees maintained by the County and available for hire by various County Divisions, Agencies and Constitutional Offices.

-L-

Levy: To impose a tax, special assessment or charge.

Line Item Budget: A budget that lists each expenditure category (salary, materials, contractual services, etc.) separately, along with the dollar amount budgeted for each specified category.

-M-

Mandate: Any action or responsibility required by law or so ordered by a court.

Mill: One thousandth of one dollar. One tenth of one cent.

Millage Rate: The amount of ad valorem tax, expressed in mills, to be paid on each dollar of a property's taxable value.

Modified Accrual: A governmental fund – type measurement focus whereby revenues and other financial resources are recognized when they become susceptible to accrual, i.e. when they become both measurable and available to finance expenditures of the current period. Available means collectible in the current period or soon enough thereafter to be used to pay liabilities of the current period. Expenditures are recognized when the fund liability is incurred.

Municipal Service Taxing District (MSTD): A district established to provide a service typically found in a city or town to an area outside city limits (unincorporated area).

MSTD General Fund: The Special Revenue Fund that accounts for municipal type services in the unincorporated areas of Collier County, which is supported principally by ad valorem taxes. Services provided through this fund include Growth Planning, Parks and Recreation, Law Enforcement, and Zoning and Building Code Enforcement.

-O-

Object Code: A numerical code identifying a basic revenue or expense account (line item).

Objectives: Specific items to be accomplished in the short term (year).

Ombudsman: A government official charged with investigating citizens' complaints against the government.

Operating Budget: The total budget for ongoing operations.

Operating Expenses: Appropriation unit accounting for most non-salary costs to provide on-going services.

-P-

Personal Services: Appropriation unit accounting for employee salary and fringe benefit costs.

Program Budget: A budget whose focus is on a distinct program or service delivery rather than on classes of expenditures.

Property Tax (Ad Valorem Tax): A tax levied on the value of real or tangible personal property.

Proprietary Funds: Funds operated like a private business that charge user fees including Enterprise and Internal Service Funds.

-R-

Referendum: The submission of a proposed public measure to direct popular vote.

Reserve: Money set aside or saved for future use or a specific purpose.

Revenue: Financial resources received from taxes, user charges and other levels of government such as state revenue sharing.

-U-

Revenue Bonds: Bonded indebtedness that pledges a specific revenue source for repayment. Revenue bonds do not require voter approval under state law.

Rolled Back Rate: The millage rate based on the current year's taxable value, exclusive of new construction, that will raise the same number of tax dollars as the previous year.

-S-

Special Revenue Funds: Used to account for specific revenue sources that are legally or administratively restricted to expenditures for specific purposes. Building permit fees and gas taxes are examples of revenues accounted for in Special Revenue Funds.

Special Master: A Special Master is a person who meets the minimum qualifications set forth in the local jurisdiction enabling ordinance and who is authorized to hear and decide cases involving violations of local codes and ordinances.

Strategic Planning: A method of priority setting based on establishing short and long-term goals, objectives and implementation plans.

-T-

Tax Increment Financing (TIF): Tax increment revenues are all new property tax revenues generated by new developments or assessments, which increase the existing tax base within the designated redevelopment area.

Tax Roll: The list of properties, and their values, subject to tax for the coming year.

Tentative Budget: The proposed budget subject to revision and final adoption by the Board of County Commissioners.

Transfer: Money moved from one fund to another.

Trust Fund: A fund used to account for assets held in a trustee capacity.

Unfunded Requirement (UFR): Description for a program, initiative or personnel request which is not recommended for funding within the proposed fiscal year budget but may receive funding consideration by the Board of County Commissioners during the budget process prior to final adoption from excess or surplus funds.

User Fees: Money paid for a service by the recipient of that service. Examples include utility charges, ambulance fees and parking fees.

Glossary of Commonly Used Acronyms

-A-

ACE: Agency Wide Calendar and E-mail
ADA: Americans with Disabilities Act
AED: Automatic External Defibrillator
AHCA: Agency for Health Care Administration
AIMS: Agency Wide Issue Management System
ALS: Advanced Life Support
APU: Auxiliary Power Unit
ASR: Aquifer Storage and Recovery
ASUG: SAP User's Group
ATMS: Advanced Traffic Management System
AUIR: Annual Update and Inventory Report
AV: Aviation

-B-

BA: Budget Amendment
BCB: Big Cypress Basin
BCC: Board of County Commissioners

-C-

CAD: Computer Aided Design
CAFR: Comprehensive Annual Financial Report
CAT: Collier Area Transit
CBOD: Carbonaceous Biochemical Oxygen Demand
CCFCD: Collier County Fire Control District
CCR: Communication and Customer Relations
CCTV: Collier County Television
CDBG: Community Development Block Grant
CDES: Community Development and Environmental Services
CDPlus: Community Development Plus (Permitting software application)
CEB: Code Enforcement Board
CERT: Community Emergency Response Teams
CID: Criminal Investigation Division

CIE: Capital Improvement Element
CIP: Capital Improvement Program
CJIS: Criminal Justice Information System
COA: Certificate of Adequate Public Facilities
COLA: Cost of Living Adjustment
COPS: Community Oriented Policing Services
CR: County Road
CRS: Community Rating System
CRA: Community Redevelopment Agency
CRM: Customer Relationship Management

-D-

DCA: Department of Community Affairs
DP: Data Processing
DRI: Development of Regional Impact
DUI-DOT: Driving Under the Influence – Department of Transportation

-E-

EAC: Environmental Advisory Council
EMS: Emergency Medical Services
ERTS: Electronic Radio Transmission System
ERU: Equivalent Residential Unit

-F-

FAA: Federal Aviation Administration
FAC: Florida Association of Counties
FDEP: Florida Department of Environmental Protection
FDOT: Florida Department of Transportation
FDNR: Florida Department of Natural Resources
FEMA: Federal Emergency Management Agency
FOG: Fat, Oil, and Grease
FPL: Florida Power & Light
FY: Fiscal Year

Collier County Government
Fiscal Year 2009 Adopted Budget

-G-

GAAP: Generally Accepted Accounting Principles
GFOA: Government Finance Officers Association
GGCC: Golden Gate Community Center
GIS: Geographical Information System
GMP: Growth Management Plan
GPS: Global Positioning System

-H-

HAVA: Help America Vote Act
HCE: Health Care for the Elderly
HCRA: Health Care Responsibility Act
HUI: Housing and Urban Improvement

-I-

IAQ: Indoor Air Quality
ICMA: International City/County Management Association
IT: Information Technology
IQ: Irrigation Quality

-L-

LDC: Land Development Code
LIP: Low Income Program

-M-

MCSE: Microsoft Certified Systems Engineer
MGD: Million Gallons per Day
MIS: Management Information System
MOT: Maintenance of Traffic
MOU: Memorandum of Understanding
MPO: Metropolitan Planning Organization
MRP: Maintenance Rating Program
MSBU: Municipal Services Benefit Unit
MSTBU: Municipal Services Taxing and Benefit Unit
MSTD: Municipal Services Taxing District
MSTU: Municipal Services Taxing Unit

-N-

NCH: Naples Community Hospital
NCRP: North Collier Regional Park
NCRWRF: North County Regional Water Reclamation Facility
NCWRF: North County Water Reclamation Facility
NELAC: National Environmental Laboratory Accreditation Conference
NIM: Neighborhood Information Meeting
NIMS: National Incident Management System
NPDES: National Pollutant Discharge Elimination System
NVRA: National Voter Registration Act of 1993 (aka Motor Voter Act)

-O-

OMB: Office of Management and Budget
OSHA: Occupational Safety and Health Administration

-P-

PA: Property Appraiser
PC: Personal Computer
PILT: Payment in Lieu of Taxes
PLAN: Physician Led Access Network
PSA: Public Service Announcement
PTI: Public Technologies Incorporated
PUD: Planned Unit Development

-Q-

QA/QC: Quality Assurance/Quality Control
QTI: Qualified Target Industries

-R-

RCP: Radio Communications Program
RFP: Request for Proposal
RLSA: Rural Land Stewardship Area
ROW: Right-of-Way

Collier County Government
Fiscal Year 2009 Adopted Budget

RSVP: Retired and Senior Volunteer Program

-S-

SAN: Storage Area Network

SAP: Systems Application Project (The County's financial management system)

SAVE: Support, Alimony, Visitation and Enforcement

SCADA: Supervisory Control and Data Acquisition System

SCOOT: Split, Cycle and Offset Optimization Technique (traffic system)

SCRWRF: South County Regional Water Reclamation Facility

SCRWTP: South County Regional Water Treatment Plant

SCWRF: South County Water Reclamation Facility

SWFMD: South Florida Water Management District

SHIP: State Housing Initiative Program

SONET: Synchronous Optimal Network

SQG: Small Quantity Generator

SR: State Road

SRF: State Revolving Fund

SWFWMD: Southwest Florida Water Management District

-T-

TC: Tax Collector

TCMA: Transportation Concurrency Management Area

TD: Transportation Disadvantaged

TDC: Tourist Development Council

TDR: Transfer of Development Rights

TDS: Total Dissolved Solids

TECM: Transportation Engineering and Construction Management

TRIM: Truth in Millage

-U-

UBCS: Utility Billing Customer Service

UF/IFAS: University of Florida Institute of Food and Agricultural Sciences

UFR: Unfunded Requirement

UPS: Uninterruptible Power Source

USEPA: United States Environmental Protection Agency

-V-

VA: Veterans Administration

VHF: Very High Frequency

VOCA: Victim of Crime Act

VSIP: Voluntary Separation Incentive Program

-W-

WIC: Women, Infants, Children

WTP: Water Treatment Plant

WWTP: Wastewater Treatment Plant

Statistical Section

(Unaudited)

Statistical schedules differ from financial statements because they usually cover more than one fiscal year and may present non-accounting data. These schedules reflect social and economic data, and financial trends of Collier County, Florida.

CONTENTS

PAGE

FINANCIAL TRENDS

These schedules contain trend information to help the reader understand how the government's financial performance and wellbeing have changed over time.

Net assets by component	11
Change in net assets	12
Governmental activities tax revenues by source	14
Fund balances of governmental funds	15
Changes in fund balance of governmental funds	16

REVENUE CAPACITY

These schedules contain information to help the reader assess the Country's most significant local revenue source, the Property Tax.

Assessed value and estimated actual value of taxable property	17
Property Tax Rates – All direct and overlapping governments	18
Principal Taxpayers County-wide	19
Property Tax levies and collections	20

DEBT CAPACITY

These schedules present information to help reader assess the affordability of the County's current levels of outstanding debt and the County's ability to issue additional debt in the future.

Ratios of outstanding debt by type	21
Ratios of general bonded debt outstanding	22
Legal debt margin information	23
Direct and overlapping governmental activities debt	23
Pledged-revenue coverage	24

DEMOGRAPHIC AND ECONOMIC INFORMATION

These schedules offer demographic and economic indicators to help the rear understand the environment within which the County's financial activities take place.

Demographic and economic statistics	25
Principal employers	26

OPERATING INFORMATION

These schedules contain service and infrastructure data to help the reader understand how the information in the County's financial report relates to the services the County provides and the activities it performs.

Full-time equivalent County employees by function	27
Operating indicators by function	28
Capital Asset statistics by function/program	29

Sources: Unless otherwise noted, the information in these schedules is derived from the comprehensive annual financial reports for the relevant year. The County implemented GASB 34 for fiscal year 2002. Schedules presenting government-wide information include information beginning in that fiscal year.

**Collier County Government
Fiscal Year 2009 Adopted Budget**

**COLLIER COUNTY, FLORIDA
NET ASSETS BY COMPONENT
LAST SIX FISCAL YEARS (1)**
(accrual basis of accounting)
(amounts expressed in thousands)
(unaudited)

	Fiscal Year					
	2007	2006	2005	2004	2003	2002
Governmental activities:						
Invested in capital assets, net of related debt	\$ 871,389	672,186	570,512	500,549	444,703	377,404
Restricted	244,746	205,403	148,587	142,306	103,280	83,292
Unrestricted	317,594	318,092	275,438	175,297	104,170	96,360
Total governmental activities net assets	<u>\$ 1,433,729</u>	<u>1,195,681</u>	<u>994,537</u>	<u>818,152</u>	<u>652,153</u>	<u>557,056</u>
Business-type activities:						
Invested in capital assets, net of related debt	631,491	596,907	543,017	519,478	479,730	401,329
Restricted	30,746	28,087	21,243	11,642	12,045	9,968
Unrestricted	83,038	77,206	90,608	77,563	80,307	132,908
Total business-type activities net assets	<u>\$ 745,275</u>	<u>702,200</u>	<u>654,868</u>	<u>608,683</u>	<u>572,082</u>	<u>544,205</u>
Primary government:						
Invested in capital assets, net of related debt	1,502,880	1,269,093	1,113,529	1,020,027	924,433	778,733
Restricted	275,492	233,490	169,830	153,948	115,325	93,260
Unrestricted	400,632	395,298	366,046	252,860	184,477	229,268
Total primary government net assets	<u>\$ 2,179,004</u>	<u>1,897,881</u>	<u>1,649,405</u>	<u>1,426,835</u>	<u>1,224,235</u>	<u>1,101,261</u>

(1) Only six fiscal years are available due to implementation of GASB 34 in fiscal year 2002.

**Collier County Government
Fiscal Year 2009 Adopted Budget**

**COLLIER COUNTY, FLORIDA
CHANGE IN NET ASSETS
LAST SIX FISCAL YEARS (1)
(accrual basis of accounting)
(amounts expressed in thousands)
(unaudited)**

	Fiscal Year					
	2007	2006	2005	2004	2003	2002
Expenses						
Governmental activities:						
General government	\$ 110,814	100,219	85,182	81,150	67,885	66,635
Public safety	183,048	187,945	140,761	133,930	114,207	103,718
Transportation	54,198	46,266	43,714	33,970	35,255	28,718
Culture and recreation	41,595	34,348	30,329	25,405	25,640	31,809
Other activities	44,500	35,838	31,713	24,110	24,528	29,288
Interest on long-term debt	21,779	25,841	14,507	8,566	5,697	3,109
Total governmental activities expenses	<u>455,934</u>	<u>430,457</u>	<u>346,206</u>	<u>307,131</u>	<u>273,212</u>	<u>263,277</u>
Business-type activities:						
Water and Sewer	89,617	76,307	63,759	60,590	57,223	51,547
Solid Waste	32,033	32,920	24,420	23,036	20,317	21,210
Airport Authority	4,296	3,978	3,625	3,346	3,027	3,020
Mass Transit	7,761	6,000	-	-	-	-
Emergency Medical Services	27,305	22,541	20,887	19,114	18,279	14,653
Total business-type activities expenses	<u>161,012</u>	<u>141,746</u>	<u>112,691</u>	<u>106,086</u>	<u>98,846</u>	<u>90,430</u>
Total primary government expenses	<u>\$ 616,946</u>	<u>572,203</u>	<u>458,897</u>	<u>413,217</u>	<u>372,058</u>	<u>353,707</u>
Program Revenues						
Governmental activities:						
Charges for services:						
General government	\$ 46,380	47,178	45,433	37,967	26,188	20,418
Public safety	14,293	20,547	18,392	15,127	16,811	15,205
Transportation	1,902	1,733	667	959	3,423	639
Culture and recreation	7,494	5,878	5,050	4,416	4,151	3,637
Other activities	2,395	2,938	2,869	2,114	2,556	3,268
Operating Grants and Contributions	27,309	43,062	15,151	19,759	10,008	12,531
Capital Grants and Contributions	122,327	99,068	104,711	97,370	55,979	35,332
Total governmental activities program revenues	<u>222,100</u>	<u>220,404</u>	<u>192,273</u>	<u>177,712</u>	<u>119,116</u>	<u>91,030</u>
Business-type activities:						
Charges for services:						
Water and Sewer	92,091	81,088	73,686	65,152	58,955	50,455
Solid Waste	33,864	33,713	23,661	21,938	20,698	21,121
Airport Authority	2,860	2,459	2,288	1,878	1,580	1,425
Mass Transit	1,153	814	-	-	-	-
Emergency Medical Services	14,823	14,326	12,855	10,904	7,912	6,783
Operating Grants and Contributions	2,657	3,138	165	31	59	116
Capital Grants and Contributions	32,647	36,273	28,260	32,040	26,325	31,458
Total business-type activities program revenues	<u>180,095</u>	<u>171,811</u>	<u>140,915</u>	<u>131,943</u>	<u>115,529</u>	<u>111,358</u>
Total primary government program revenues	<u>402,195</u>	<u>392,215</u>	<u>333,188</u>	<u>309,655</u>	<u>234,645</u>	<u>202,388</u>
Net (expense)/revenue:						
Governmental activities	\$ (233,834)	(210,053)	(153,933)	(129,419)	(154,096)	(172,247)
Business-type activities	19,083	30,065	28,224	25,857	16,683	20,928
Total primary government net expense	<u>\$ (214,751)</u>	<u>(179,988)</u>	<u>(125,709)</u>	<u>(103,562)</u>	<u>(137,413)</u>	<u>(151,319)</u>

**Collier County Government
Fiscal Year 2009 Adopted Budget**

**COLLIER COUNTY, FLORIDA
CHANGE IN NET ASSETS
LAST SIX FISCAL YEARS (CONTINUED)**
(accrual basis of accounting)
(amounts expressed in thousands)
(unaudited)

	Fiscal Year					
	2007	2006	2005	2004	2003	2002
General Revenues and Other Changes in Net Assets						
Governmental activities:						
Taxes						
Property taxes	\$ 345,054	293,240	237,452	213,353	174,291	147,753
Gas taxes	19,598	20,028	20,127	19,887	17,731	17,333
Sales taxes	32,568	34,671	32,949	31,323	27,846	26,611
Tourist taxes	14,228	13,629	10,484	9,720	8,377	8,184
Other taxes	8,754	9,142	7,089	5,796	5,604	4,893
State revenue sharing	9,652	9,410	8,555	7,973	7,190	6,811
Interest income	43,109	38,455	16,732	12,216	11,169	14,142
Change in fair value of investments	5,822	(2,067)	(2,780)	(5,813)	-	-
Miscellaneous	8,223	10,261	10,671	8,491	3,525	6,409
Transfers, net	(15,126)	(13,229)	(10,584)	(7,529)	(6,540)	(15,703)
Total governmental activities	<u>471,882</u>	<u>413,540</u>	<u>330,695</u>	<u>295,417</u>	<u>249,193</u>	<u>216,433</u>
Business-type activities:						
Interest income	6,907	4,139	5,610	4,348	4,057	7,873
Change in fair value of investments	1,339	(324)	(463)	(1,417)	-	-
Miscellaneous	620	-	-	285	597	799
Transfers, net	15,126	13,229	10,584	7,529	6,540	15,703
Total business-type activities	<u>23,992</u>	<u>17,044</u>	<u>15,731</u>	<u>10,745</u>	<u>11,194</u>	<u>24,375</u>
Total primary government	<u>\$ 495,874</u>	<u>430,584</u>	<u>346,426</u>	<u>306,162</u>	<u>260,387</u>	<u>240,808</u>
Change in Net Assets						
Governmental activities	238,048	203,487	176,762	165,998	95,097	44,186
Business-type activities	43,075	47,109	43,955	36,602	27,877	45,303
Total primary government	<u>\$ 281,123</u>	<u>250,596</u>	<u>220,717</u>	<u>202,600</u>	<u>122,974</u>	<u>89,489</u>

(1) Only six fiscal years are available due to implementation of GASB 34 in fiscal year 2002.

COLLIER COUNTY, FLORIDA
GOVERNMENTAL ACTIVITIES TAX REVENUES BY SOURCE
LAST SIX FISCAL YEARS
(amounts expressed in thousands)
(unaudited)

Fiscal Year		Property Tax	Gas Tax	Sales Tax	Tourist Tax	Other Tax	Total
2002	\$	147,753	17,333	26,611	8,184	4,893	204,774
2003		174,291	17,731	27,846	8,377	5,604	233,849
2004		213,353	19,887	31,323	9,720	5,796	280,079
2005		237,452	20,127	32,949	10,484	7,089	308,101
2006		293,240	20,028	34,671	13,629	9,142	370,710
2007		345,054	19,598	32,568	14,228	8,754	420,202

**Collier County Government
Fiscal Year 2009 Adopted Budget**

**COLLIER COUNTY, FLORIDA
FUND BALANCES OF GOVERNMENTAL FUNDS
LAST SIX FISCAL YEARS**
(modified accrual basis of accounting)
(amounts expressed in thousands)
(unaudited)

	Fiscal Year					
	2007	2006	2005	2004	2003	2002
General fund						
Reserved	\$ 3,706	963	363	468	894	980
Unreserved	77,619	65,938	58,891	52,836	40,537	27,812
Total general fund	\$ 81,325	66,901	59,254	52,836	40,537	27,812
All other governmental funds						
Reserved	\$ 294,512	197,303	212,521	131,531	79,643	33,547
Unreserved, reported in:						
Special revenue funds	118,150	112,875	105,721	72,943	48,558	57,317
Debt service funds	2,621	5,634	3,891	4,389	4,405	4,653
Capital projects funds	107,888	256,348	125,476	18,252	76,513	23,923
Total all other governmental funds	\$ 523,171	572,160	447,609	227,115	209,119	119,440

**Collier County Government
Fiscal Year 2009 Adopted Budget**

**COLLIER COUNTY, FLORIDA
CHANGES IN FUND BALANCES OF GOVERNMENTAL FUNDS
LAST SIX FISCAL YEARS**
(modified accrual basis of accounting)
(amounts expressed in thousands)

	Fiscal Year					
	2007	2006	2005	2004	2003	2002
Revenues:						
Taxes	\$ 380,983	327,605	268,536	242,562	200,398	172,991
Licenses and permits	15,537	23,630	21,227	18,071	13,377	12,962
Intergovernmental	93,186	113,128	74,537	71,554	64,352	57,485
Charges for services	46,127	43,083	41,451	31,383	27,444	22,082
Fines and forfeitures	4,081	4,835	4,407	6,848	6,854	6,112
Interest income	42,711	38,174	16,658	12,146	11,124	14,142
Change in fair value of investments	5,551	(1,992)	(2,683)	(5,541)	-	-
Impact fees	84,792	70,202	38,766	15,653	24,841	34,065
Special assessments	3,240	1,264	3,680	2,643	2,390	2,516
Miscellaneous	7,337	9,074	9,922	8,490	7,713	5,607
Total revenues	683,545	629,003	476,501	403,809	358,493	327,962
Expenditures:						
Current:						
General government	96,483	83,821	73,992	67,831	65,094	61,137
Public safety	168,602	177,933	135,110	124,276	116,572	104,234
Physical environment	11,760	9,799	11,644	5,958	9,528	12,056
Transportation	39,105	33,735	32,911	24,273	28,116	20,295
Economic environment	11,690	9,333	5,981	6,439	6,945	6,632
Human services	12,237	11,819	11,810	9,576	9,721	8,343
Culture and recreation	35,325	29,172	26,238	23,145	22,449	22,543
Debt service:						
Principal	36,144	20,977	14,374	14,247	8,585	29,243
Interest and other fiscal charges	22,468	22,569	14,304	10,049	6,925	4,856
Capital outlay	290,581	255,569	174,640	170,145	78,201	96,952
Total expenditures	724,395	654,727	501,004	455,939	352,136	366,291
Excess of revenues over (under) expenditures	(40,850)	(25,724)	(24,503)	(52,130)	6,357	(38,329)
Other financing sources (uses):						
Bonds issued	-	-	296,270	49,360	102,125	47,430
Premiums on bonds issued	-	-	16,785	-	4,703	-
Payment to refunding escrow	(4,500)	-	(60,027)	(5,079)	(3,657)	-
Capital leases	-	1,048	16	-	-	28
Loan proceeds	22,390	40,466	8,000	45,245	-	8,250
Sale of capital assets	365	940	-	-	-	-
Insurance proceeds	885	792	-	-	-	-
Transfers in	166,113	154,580	97,632	84,508	57,020	37,685
Transfers out	(181,471)	(168,006)	(107,728)	(92,037)	(64,227)	(53,517)
Total other financing sources (uses)	3,782	29,820	250,948	81,997	95,964	39,876
Net change in fund balances	\$ (37,068)	4,096	226,445	29,867	102,321	1,547
Debt service as a percentage of noncapital expenditures	13.51%	10.91%	8.79%	8.50%	5.66%	12.66%

**Collier County Government
Fiscal Year 2009 Adopted Budget**

**COLLIER COUNTY, FLORIDA
ASSESSED VALUE AND ESTIMATED ACTUAL VALUE OF TAXABLE PROPERTY
LAST SIX FISCAL YEARS**
(amounts expressed in thousands)
(unaudited)

Fiscal Year Ended September 30,	Residential Property	Personal Property	Centrally Assessed Property	Less: Tax Exempt	Total Taxable Assessed Value	Total Direct Tax Rate	Estimated Actual Taxable Value	Assessed Value¹ as a Percentage of Actual Value
2002	\$ 36,089,299	1,651,435	110	4,345,843	33,395,001	13.0569	37,740,844	100%
2003	42,635,220	1,770,370	113	4,915,279	39,490,424	12.7941	44,405,703	100%
2004	49,712,793	1,802,265	117	5,529,447	45,985,728	12.6552	51,515,175	100%
2005	55,370,248	1,820,777	127	5,928,339	51,262,813	12.3402	57,191,152	100%
2006	66,375,040	1,956,646	143	6,890,007	61,441,822	12.2303	68,331,829	100%
2007	82,909,061	2,156,726	202	8,023,791	77,042,198	11.4780	85,065,989	100%

Property is assessed as of January 1, and taxes based on these assessments are levied and become due on the following November 1. Therefore, assessments and levies applicable to a certain tax year are collected in the fiscal year ending during the next succeeding calendar year.

¹The basis of assessed value required by the state is 100% of actual value.

Source: Property Appraiser Recapitulation Report

**COLLIER COUNTY, FLORIDA
PROPERTY TAX RATES - ALL DIRECT AND OVERLAPPING GOVERNMENTS
LAST SIX FISCAL YEARS
(unaudited)**

Fiscal Year	Collier County				Other		
	General Fund	Special Revenue Funds	Debt Service Funds	Total	County School District	Independent Districts	Total
2002	3.8772	0.6670	0.0256	4.5698	7.1370	1.3813	13.0881
2003	3.8772	0.6767	0.0215	4.5754	6.9110	1.3554	12.8418
2004	3.8772	0.9226	0.0000	4.7998	6.5240	1.3562	12.6800
2005	3.8772	0.9177	0.0000	4.7949	6.2200	1.3562	12.3711
2006	3.8772	0.9161	0.1500	4.9433	5.9730	1.3423	12.2586
2007	3.5790	0.8470	0.2226	4.6486	5.5250	1.3403	11.5139

Basis for property tax rates is 1 mill per \$1,000 of assessed value. Property is assessed as of January 1 and taxes based on those assessments are levied according to the tax rate in effect that tax year and become due on November 1. Therefore, assessments and levies applicable to a certain tax year are collected in the fiscal year ending during the following calendar year.

Source: Property Appraiser Recapitulation Report.

**Collier County Government
Fiscal Year 2009 Adopted Budget**

**COLLIER COUNTY, FLORIDA
PRINCIPAL TAXPAYERS COUNTY-WIDE
2007 TAX ROLL**
(amounts expressed in thousands)
(unaudited)

Owner/Taxpayer	2007			1998		
	Property Taxes Levied	Rank	Percent of Total Taxes Levied	Property Taxes Levied	Rank	Percent of Total Taxes Levied
Florida Power & Light Company	\$ 2,400,343	1	0.26%	1,621,261	1	0.51%
HHR Naples LLC	1,770,797	2	0.19%	-		0.00%
¹ Sprint-Florida Incorporated	1,352,890	3	0.15%	1,536,217	2	0.48%
City National Bank of Miami	1,087,490	4	0.12%	1,051,501	4	0.33%
Coastland Center Joint Venture	939,656	5	0.10%	579,759	7	0.18%
The Moorings, Inc.	805,029	6	0.09%	-		0.00%
CC-Naples, Inc.	785,280	7	0.09%	-		-
Naples Golf & Beach Club, Inc.	675,694	8	0.07%	-		-
Gerry, Sandra	652,798	9	0.07%	-		-
CDC Land Investments, Inc.	639,481	10	0.07%	-		-
Collier Development Corporation	-		0.00%	939,844	5	0.30%
WCI Communities, Inc.	-		0.00%	612,968	6	0.19%
HMC BN LTD Partnership	-		0.00%	1,070,728	3	0.34%
Marco Island Utilities	-		0.00%	565,980	8	0.18%
Lee County Electric Co-Op	-		0.00%	474,495	9	0.15%
Lutgert TR, Raymond I	-		0.00%	469,498	10	0.15%
Total	\$ 11,109,458		1.20%	8,922,251		2.82%
Total Property Taxes Levied	\$ 922,849,721			317,220,059		

Amounts for taxpayers with similar names have not been combined.
Source: Property Appraiser's taxpayer listing in order of taxes levied.
Property Appraiser Recapitulation Report.

¹ Embarq was Sprint in 1998

**Collier County Government
Fiscal Year 2009 Adopted Budget**

**COLLIER COUNTY, FLORIDA
PROPERTY TAX LEVIES AND COLLECTIONS
LAST SIX FISCAL YEARS**
(amounts expressed in thousands)
(unaudited)

Fiscal Year Ended September 30	Total Tax Levy for Fiscal Year	Collected within the Fiscal Year of the Levy		Collections in Subsequent Years	Total Collections to Date	
		Amount	Percentage of Levy		Amount	Percentage of Levy
2002	\$ 157,744	146,033	92.6%	178	146,211	92.69%
2003	185,633	174,116	93.8%	136	174,252	93.87%
2004	225,773	213,009	94.3%	325	213,334	94.49%
2005	251,772	237,184	94.2%	240	237,424	94.30%
2006	307,068	293,129	95.5%	98	293,227	95.49%
2007	362,568	344,945	95.1%	109	345,054	95.17%

Source: Tax Collector Annual Report

**Collier County Government
Fiscal Year 2009 Adopted Budget**

**COLLIER COUNTY, FLORIDA
RATIOS OF OUTSTANDING DEBT BY TYPE
LAST SIX FISCAL YEARS**
(amounts expressed in thousands)
(unaudited)

Fiscal Year	Governmental Activities				Business-type Activities			Total Primary Government	Percentage of Personal Income ¹	Per Capita ¹
	General Obligation Bonds	Revenue Bonds	Loans Payable	Capital Leases	Revenue Bonds	Loans and Notes Payable	Capital Leases			
2002	\$ 795	85,185	9,256	791	78,725	40,369	327	215,448	2.11%	848
2003	-	176,775	8,486	279	71,505	55,335	165	312,545	2.86%	1,179
2004	-	208,980	51,649	108	66,860	74,545	73	402,215	3.47%	1,458
2005	32,815	444,375	14,030	82	62,515	113,067	25	666,909	5.61%	2,331
2006	29,530	429,735	51,546	1,029	58,060	124,629	-	694,529	5.46%	2,341
2007	25,815	409,620	57,331	897	163,630	106,932	68	764,293	5.02%	2,483

¹See the Schedule of Demographic and Economic Statistics for personal income and population data.

**COLLIER COUNTY, FLORIDA
RATIOS OF GENERAL BONDED DEBT OUTSTANDING
LAST SIX FISCAL YEARS
(unaudited)**

Fiscal Year	General Obligation Bonds	Less: Amounts Available in Debt Service Fund	Total	Percentage of Estimated Actual Taxable Value ¹ of Property	Per Capita ²
2002	\$ 795,000	76,461	718,539	0.002%	3
2003	-	-	-	-	-
2004	-	-	-	-	-
2005	32,815,000	21,935	32,793,065	0.064%	107
2006	29,530,000	22,576	29,507,424	0.048%	90
2007	25,815,000	4,312	25,810,688	0.034%	77

¹See the Schedule of Assessed Value and Estimated Actual Value of Taxable Property for property value data.

²See the Schedule of Demographic and Economic Statistics population data.

COLLIER COUNTY, FLORIDA

**LEGAL DEBT MARGIN INFORMATION
AS OF SEPTEMBER 30, 2007
(unaudited)**

The Constitution of the State of Florida, Florida Statute 200.181 and Collier County set no legal debt limit.

**DIRECT AND OVERLAPPING GOVERNMENTAL ACTIVITIES DEBT
AS OF SEPTEMBER 30, 2007
(unaudited)**

<u>Governmental Entity</u>	<u>Debt Outstanding</u> (1)	<u>Estimated Percentage Applicable</u> (2)	<u>Estimated Share of Overlapping Debt</u>
Debt repaid with property taxes: County	\$ 48,037,297	100.00%	\$ 48,037,297
Subtotal, overlapping debt			

(1) Excludes amounts available in Debt Service Funds for payment of interest and principal.

(2) Applicable percentage is determined by the ratio of assessed valuation of property subject to taxation in the overlapping unit to the valuation of property subject to taxation in the reporting entity.

**Collier County Government
Fiscal Year 2009 Adopted Budget**

**COLLIER COUNTY, FLORIDA
PLEGGED-REVENUE COVERAGE(1)
LAST SIX FISCAL YEARS
(amounts expressed in thousands)
(unaudited)**

Governmental Activities:

Fiscal Year	Sales Tax Bonds				Gas Tax Bonds				Special Assessment Bonds			
	Sales Tax Collections	Debt Service		Coverage	Gas Tax Collections	Debt Service		Coverage	Special Assessment Collections	Debt Service		Coverage
		Principal	Interest			Principal	Interest			Principal	Interest	
2002	\$ 26,611	1,870	2,184	6.56	17,333	355	193	31.63	195	100	99	0.98
2003	27,846	3,745	3,516	3.84	17,731	1,495	964	7.21	177	105	92	0.90
2004	31,323	4,690	4,101	3.56	19,887	5,485	4,013	2.09	168	115	85	0.84
2005	32,949	5,790	5,656	2.88	20,127	5,590	3,903	2.12	176	120	78	0.89
2006	34,671	6,665	12,690	1.79	20,029	6,490	8,091	1.37	117	130	70	0.59
2007	32,568	9,315	11,059	1.60	19,598	6,305	8,274	1.34	126	135	62	0.64

Business-type Activities:

Fiscal Year	Water and Sewer Revenue Bonds						Special Assessment Bonds			
	Water/ Sewer Charges and Other(2)	Less: Operating Expenses(3)	Net Available Revenue	Debt Service		Coverage(4)	Special Assessment Collections	Debt Service		Coverage
				Principal	Interest			Principal	Interest	
2002	\$ 58,321	32,705	25,616	4,065	4,326	3.05	1,539	440	43	35.79
2003	63,544	38,745	24,799	4,280	4,051	2.98	1,278	-	-	N/A
2004	69,723	41,618	28,105	4,645	3,043	3.66	1,217	-	-	N/A
2005	79,158	45,625	33,533	4,345	2,955	4.59	1,185	-	-	N/A
2006	84,919	50,943	33,976	4,455	2,833	4.66	988	-	-	N/A
2007	99,961	58,097	41,864	4,595	5,436	4.17	821	-	-	N/A

- (1) Coverage applies to the County Water and Sewer District and Goodland Water Sub-District.
- (2) Operating revenues plus other income and transfers in, capital grants and contributions are not included.
- (3) Total expenses and operating transfers out, excluding depreciation, amortization, extraordinary losses and interest expense.
- (4) Net revenue divided by total bonded debt service requirements.

**COLLIER COUNTY, FLORIDA
DEMOGRAPHIC AND ECONOMIC STATISTICS
LAST SIX FISCAL YEARS**
(amounts expressed in thousands)
(unaudited)

Fiscal Year	Population(1)	Personal Income(2)	Per Capita Personal Income(2)	Median Age(3)	School Enrollment(4)	Unemployment Rate(5)
2002	264,475	\$ 10,197,520	40,121	40.5	37,110	4.2%
2003	284,918	10,940,352	41,269	44.1	38,196	4.7%
2004	292,466	11,601,373	42,050	45.2	40,416	3.9%
2005	306,186	11,878,015	41,513	45.6	41,232	3.6%
2006	326,658	12,711,343	42,846	44.7	43,000	2.7%
2007	333,858	15,236,905	49,492	44.5	42,722	3.5%

- Sources: (1) www.fred.labormarketinfo.com
(2) University of Florida, Bureau of Economic and Business Research,
Per Capita and Total Personal Income revised by Department of Commerce, 2005
(3) Florida Statistical Abstract(Table 1.51) 2006
(4) Collier County School Board, based on full time equivalent enrollment
(5) www.fred.labormarketinfo.com

**Collier County Government
Fiscal Year 2009 Adopted Budget**

**COLLIER COUNTY, FLORIDA
PRINCIPAL EMPLOYERS
(Unaudited)**

Employer	2007			1998		
	Employees	Rank	Percent of Total County Employment	Employees	Rank	Percent of Total County Employment
Collier County Public Schools	6,685	1	5.15%	3,008	1	3.89%
NCH Healthcare System	3,007	2	2.31%	2,700	2	3.49%
Collier County Government	2,984	3	2.30%	2,494	3	3.22%
Publix Supermarkets	2,214	4	1.70%	1,755	4	2.27%
Wal-Mart	1,547	5	1.19%	374	10	0.48%
Collier County Sheriff's Office	1,273	6	0.98%	908	5	1.17%
Marriott	743	7	0.57%	860	6	1.11%
Fifth Third Bank	733	8	0.56%	-		0.00%
Naples Grande Resort and Club	605	9	0.47%	600	9	0.78%
Barron Collier Partnership	600	10	0.46%	-		0.00%
Winn Dixie Stores, Inc.	-		-	760	7	0.98%
Ritz Carlton Hotel	-		-	758	8	0.98%
Other employers	109,504		84.30%	63,180		81.63%
Total	129,895		100.00%	77,397		100.00%

Sources: Economic Development Council Collier County, 2006
 1998 Collier County Adoped Budget
 Florida Department of Labor & Employment; Bureau of Labor Market Information ES-202 report for 1998 and 2007.

**COLLIER COUNTY, FLORIDA
FULL-TIME EQUIVALENT COUNTY EMPLOYEES BY FUNCTION
LAST FOUR FISCAL YEARS
(unaudited)**

	Fiscal Year			
	2007	2006	2005	2004
Function:				
General government	1,300	1,264	1,225	1,126
Public safety	1,117	1,144	1,000	987
Physical environment	73	67	57	58
Transportation	268	244	265	253
Economic environment	18	16	15	15
Human services	52	53	55	48
Culture and recreation	397	389	337	335
Water and Sewer	336	312	297	288
Solid Waste	23	27	26	23
Airport Authority	15	13	13	14
Emergency Medical Services	188	167	158	161
Total	<u>3,787</u>	<u>3,696</u>	<u>3,448</u>	<u>3,308</u>

* Information prior to fiscal year 2004 is not available

**Collier County Government
Fiscal Year 2009 Adopted Budget**

**COLLIER COUNTY, FLORIDA
OPERATING INDICATORS BY FUNCTION
LAST SIX FISCAL YEARS
(unaudited)**

	Fiscal Year					
	2007	2006	2005	2004	2003	2002
Function						
Police:						
Physical arrests	22,028	25,657	17,214	14,788	13,506	11,423
Parking violations	1,753	2,124	1,372	2,115	1,468	1,678
Traffic violations	64,372	58,242	56,056	50,883	39,869	39,342
Fire:						
Fires reported	590	654	353	262	153	153
Emergency responses	1,148	1,539	1,652	1,056	868	668
Number of calls answered	1,779	2,235	2,049	1,360	1,072	858
Transportation:						
Collier Area Transit ridership	1,180,147	1,052,536	951,601	627,824	475,820	324,037
Street resurfacing (lane miles)	44	47	22	53	70	81
Culture and recreation:						
Beach parking stickers issued	76,344	54,074	57,875	42,000	30,000	20,000
Library circulation	2,916,523	2,722,539	2,853,926	2,877,230	2,788,262	2,485,314
Water:						
New connections	1,593	1,897	2,597	2,910	1,592	2,923
Wastewater:						
Average daily sewage treatment (thousands of gallons)	15,583,055	17,310,468	17,095,890	16,526,027	15,616,438	15,342,466

¹See the Schedule of Demographic and Economic Statistics on page 133 for personal income and population data

**Collier County Government
Fiscal Year 2009 Adopted Budget**

**COLLIER COUNTY, FLORIDA
CAPITAL ASSET STATISTICS BY FUNCTION
LAST SIX FISCAL YEARS
(unaudited)**

Function	Fiscal Year					
	2007	2006	2005	2004	2003	2002
Public Safety:						
Police						
Stations	7	7	7	7	7	7
Patrol Units	275	272	260	253	256	257
Fire:						
Fire stations	2	2	2	2	2	2
Highways and streets:						
Streets (miles)	1,147	1,147	1,149	1,121	1,210	1,463
Streetlights	3,987	3,620	3,327	3,075	2,758	2,378
Traffic signals	216	200	198	196	193	181
Culture and recreation:						
Parks acreage	1436	1,527	1,486	1,396	1,549	1,546
Parks	55	47	47	46	46	44
Swimming Pools	7	7	3	2	2	2
Tennis Courts	45	45	43	43	43	43
Community Centers	8	8	7	6	6	6
Libraries	9	9	9	9	9	9
Number of volumes in libraries	769,717	651,592	556,737	583,684	539,887	456,233
Water:						
Number of water and sewer customers	59,257	57,664	55,767	53,170	50,260	48,668
Water mains (miles)	682	682	685	668	646	639
Maximum daily capacity (thousands of gallons)	36,116,725	34,673,000	31,940,118	31,342,779	34,243,600	31,902,378
Wastewater:						
Sanitary sewers (miles)	798	798	802	784	763	755
Primary and Secondary drainage facilities	303	303	311	311	311	311