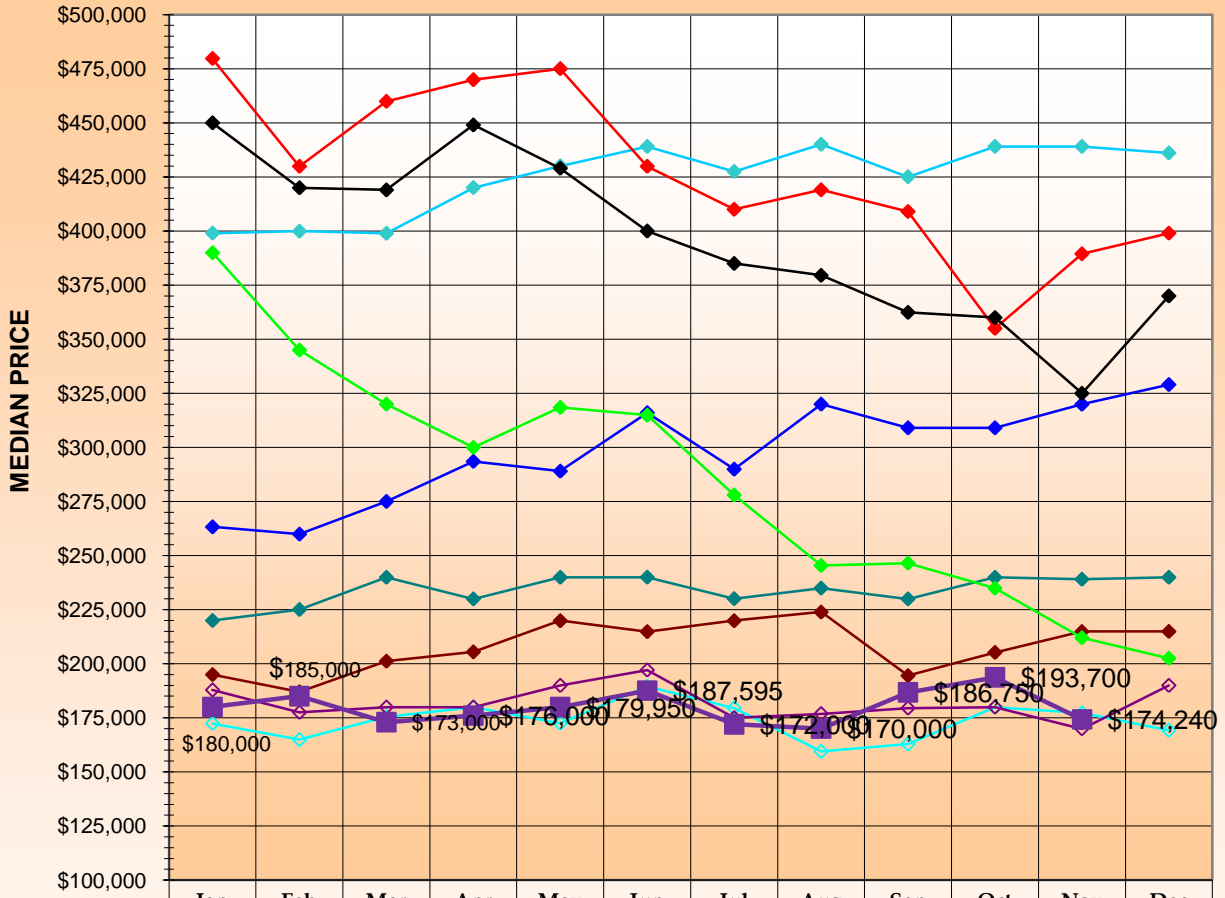


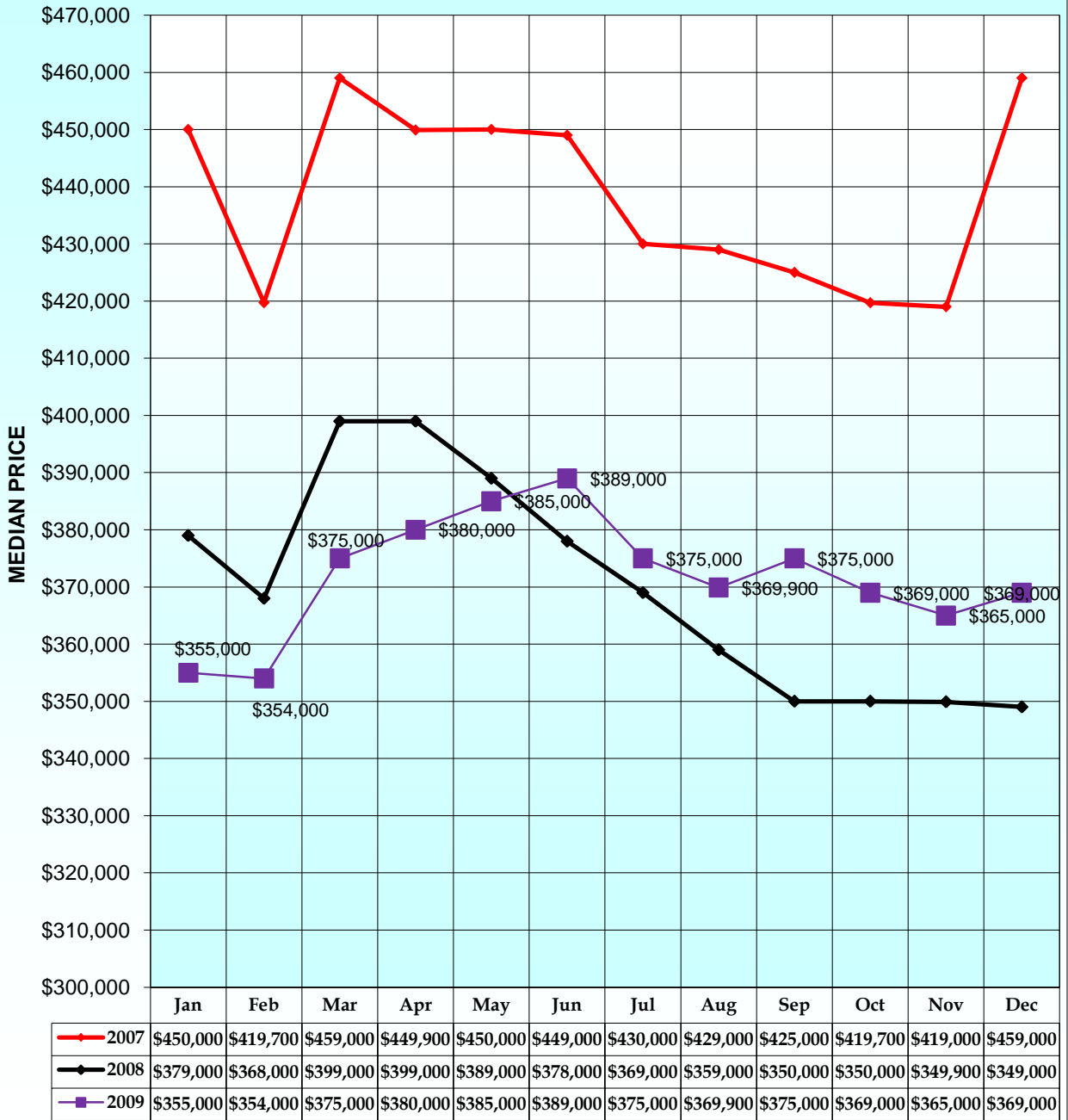
COLLIER COUNTY RESIDENTIAL SALES - MEDIAN SALES PRICE 2000 - 2009



	Jan	Feb	Mar	Apr	May	Jun	Jul	Aug	Sep	Oct	Nov	Dec
2000	\$172,400	\$164,950	\$175,500	\$179,900	\$172,450	\$189,500	\$179,500	\$159,500	\$162,900	\$179,900	\$177,200	\$169,250
2001	\$187,808	\$177,450	\$179,900	\$179,900	\$189,900	\$197,000	\$174,950	\$176,850	\$179,450	\$179,900	\$169,900	\$189,900
2002	\$195,000	\$187,000	\$201,200	\$205,500	\$219,900	\$214,850	\$219,900	\$223,900	\$194,500	\$205,250	\$214,900	\$214,950
2003	\$219,900	\$225,000	\$239,900	\$229,900	\$239,900	\$239,950	\$230,004	\$234,900	\$229,900	\$239,900	\$239,000	\$239,900
2004	\$263,240	\$259,900	\$275,000	\$293,500	\$289,000	\$316,000	\$289,900	\$319,950	\$309,000	\$309,000	\$319,900	\$329,000
2005	\$399,000	\$399,900	\$398,894	\$420,000	\$430,000	\$439,000	\$427,450	\$440,000	\$425,000	\$439,000	\$439,000	\$436,000
2006	\$479,700	\$429,900	\$459,900	\$469,900	\$475,000	\$429,900	\$410,000	\$419,000	\$409,000	\$355,000	\$389,450	\$399,000
2007	\$450,000	\$420,000	\$419,000	\$449,000	\$429,000	\$400,000	\$385,000	\$379,500	\$362,400	\$360,000	\$325,000	\$370,000
2008	\$390,000	\$345,000	\$320,000	\$300,000	\$318,475	\$314,850	\$278,000	\$245,375	\$246,499	\$234,900	\$212,000	\$202,500
2009	\$180,000	\$185,000	\$173,000	\$176,000	\$179,950	\$187,595	\$172,000	\$170,000	\$186,750	\$193,700	\$174,240	

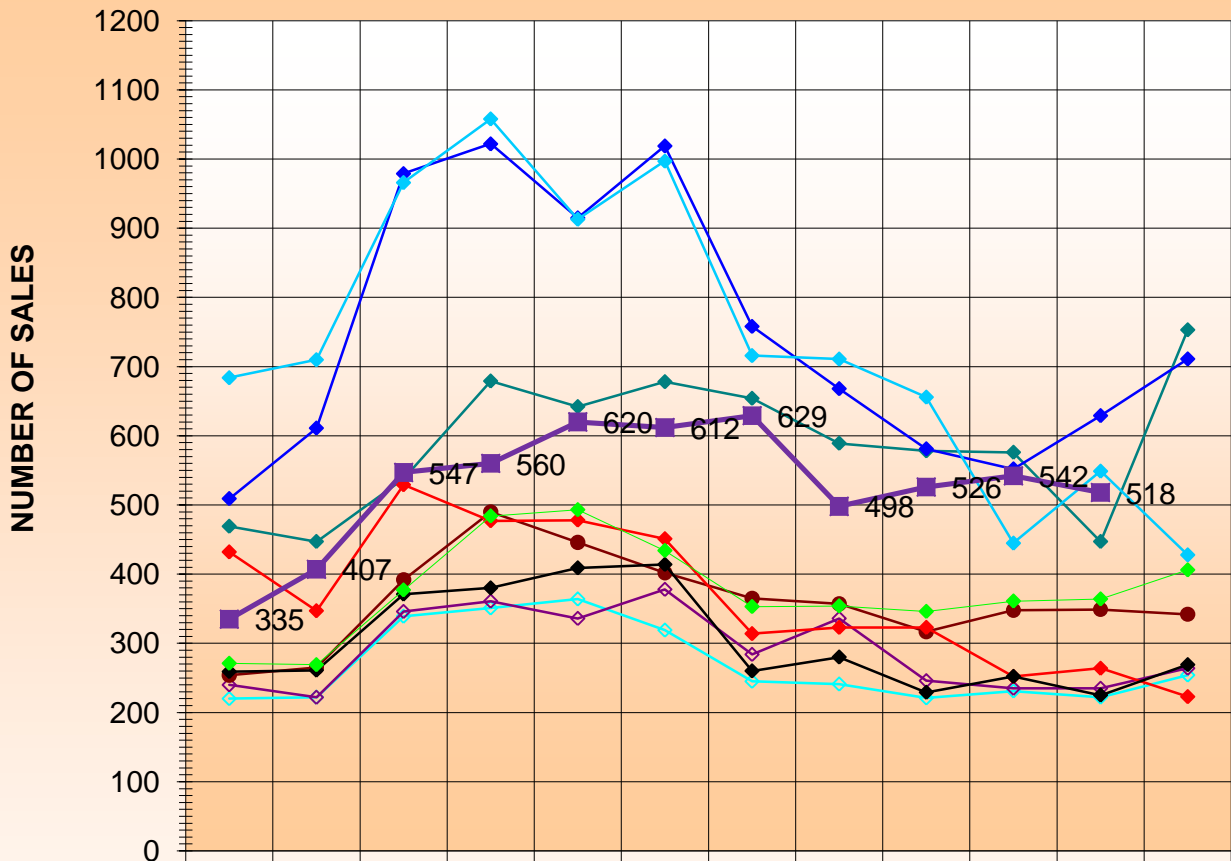
MONTHS

RESIDENTIAL PROPERTY - 2007-09 MEDIAN LISTING PRICE



MONTHS

COLLIER COUNTY RESIDENTIAL SALES - NUMBER OF SALES 2000 - 2009



	Jan	Feb	Mar	Apr	May	Jun	Jul	Aug	Sep	Oct	Nov	Dec
2000	220	222	339	351	364	319	245	241	221	231	222	254
2001	240	222	346	361	336	378	284	336	246	235	235	264
2002	254	265	392	490	446	402	365	357	317	348	349	342
2003	469	447	538	679	642	678	654	589	578	576	447	753
2004	509	611	979	1022	915	1019	758	668	581	552	629	711
2005	684	710	966	1058	913	997	716	711	656	445	549	428
2006	432	347	529	477	478	451	314	323	323	252	264	223
2007	259	261	371	380	409	414	260	280	229	252	225	269
2008	271	269	377	484	493	434	353	354	346	361	364	406
2009	335	407	547	560	620	612	629	498	526	542	518	

MONTHS

RESIDENTIAL PROPERTY - 2007-09 NUMBER LISTINGS

