

**COLLIER COUNTY, FLORIDA  
CONSOLIDATED ANNUAL PERFORMANCE AND  
EVALUATION REPORT (CAPER)**

**FY 2006-2007**



**Collier County Board of Commissioners**

**Jim Coletta, Chair, District 5  
Tom Henning, Vice Chair, District 3  
Donna Fiala, Commissioner, District 1  
Frank Halas, Commissioner, District 2  
Fred W. Coyle, Commissioner, District 4**

**County Manager  
Jim Mudd**

**Public Services Administrator, Marla Ramsey  
Housing and Human Services Department Director, Marcy Krumbine  
Grants Operations Manager, Julia Langhorn**

**The FY 2006-2007 CAPER was prepared by the staff of the  
COLLIER COUNTY HOUSING AND HUMAN SERVICES DEPARTMENT**

## TABLE OF CONTENTS

|               |   |           |
|---------------|---|-----------|
| <b>TAB 1</b>  | <b>EXECUTIVE SUMMARY</b>  | <b>1</b>  |
| <b>TAB 2</b>  | <b>TIMELINE</b>   | <b>3</b>  |
| <b>TAB 3</b>  | <b>NON-STATE GOVERNMENT CERTIFICATIONS<br/>NARRATIVES AND ACCOMPLISHMENT DATA</b> | <b>4</b>  |
|               | FAIR HOUSING  | 6         |
|               | LEVERAGING RESOURCES  | 8         |
|               | CITIZEN PARTICIPATION   | 10        |
|               | MONITORING & SELF EVALUATION  | 11        |
| <b>TAB 4</b>  | <b>HOUSING</b>  | <b>16</b> |
|               | ASSESSMENT OF ANNUAL PROGRESS – HOME ACTIVITIES                                   |           |
| <b>TAB 5</b>  | <b>HOMELESS</b>   | <b>21</b> |
|               | ASSESSMENT OF ANNUAL PROGRESS – ESG ACTIVITIES                                    |           |
| <b>TAB 6</b>  | <b>COMMUNITY DEVELOPMENT</b>  | <b>25</b> |
|               | ASSESSMENT OF ANNUAL PROGRESS – CDBG ACTIVITIES                                   |           |
| <b>TAB 7</b>  | <b>NON-HOMELESS SPECIAL NEEDS</b>   | <b>31</b> |
| <b>TAB 8</b>  | <b>FINANCIAL REPORTS</b>  | <b>34</b> |
|               | CDBG ACTIVITY SUMMARY REPORT (GPR) (IDIS CO4-PR03)                                |           |
|               | SUMMARY OF CONSOLIDATED PLAN PROJECTS REPORT (IDIS CO4-PR06)                      |           |
|               | SUMMARY OF ACCOMPLISHMENTS (IDIS CO4-PR23)  |           |
|               | CDBG FINANCIAL SUMMARY REPORT (IDIS C04-PR26)                                     |           |
| <b>TAB 9</b>  | <b>PROJECT LOCATION MAP AND TABLES</b>  |           |
| <b>TAB 10</b> | <b>APPENDIX</b>   |           |
|               | AFFIDAVITS OF PUBLICATION   |           |
|               | RESOLUTION  |           |

---

**Tab 1 - EXECUTIVE SUMMARY**

---



# First Program Year CAPER

The CPMP First Consolidated Annual Performance and Evaluation Report includes Narrative Responses to CAPER questions that CDBG, HOME, HOPWA, and ESG grantees must respond to each year in order to be compliant with the Consolidated Planning Regulations. The Executive Summary narratives are optional.

The grantee must submit an updated Financial Summary Report (PR26).

## GENERAL

### **Executive Summary**

This module is optional but encouraged. If you choose to complete it, provide a brief overview that includes major initiatives and highlights that were proposed and executed throughout the first year.

Program Year 1 CAPER Executive Summary response:

### **EXECUTIVE SUMMARY**

#### ***BACKGROUND***

Collier County became eligible to receive federal Community Development Block Grant (CDBG) entitlement funds on an annual basis in 2001, as an Urban Entitlement County along with the participation of the City of Naples and the City of Marco Island. In 2003, Collier County, and its participating cities, became eligible to receive federal HOME entitlement funds as a result of poverty figures reported by the Census Bureau in 2002. The County became a recipient of Emergency Shelter Grant (ESG) funding for the first time in 2004.

The U.S. Department of Housing and Urban Development (HUD) requires the development of a Five-Year Consolidated Plan to incorporate the requirements for four separate entitlement programs: CDBG, HOME, Housing Opportunities for Persons with Aids (HOPWA), and the Emergency Shelter Grant (ESG) program. Collier County receives annual CDBG, HOME and ESG funding but does not currently have the required population to qualify for the HOPWA program.

As part of the Consolidated Plan process, HUD requires the submittal of a Consolidated Annual Performance and Appraisal Report (CAPER) to document the implementation and utilization of HUD funds to determine if the entitlement community is in compliance with federal statutes and has the capacity to implement and administer the entitlement programs. HUD uses the CAPER to perform a comprehensive performance review of yearly progress in meeting stated goals and objectives contained in the Consolidated Plan and annual One-Year Action Plan, as required by 24 CFR 91.525.

This Consolidated Annual Performance and Evaluation Report (CAPER) covers the period from July 1, 2006 to June 30, 2007 for the county's CDBG, HOME and ESG activities and must be submitted to HUD within ninety (90) days of the end of the

program year. Collier County's CAPER is due to HUD before September 30<sup>th</sup> of each year.

## **RESOURCES**

\$3,217,353 in CDBG, HOME, ADDI and ESG entitlement funds was available for housing and non-housing activities in the July 1, 2006 through June 30, 2007 fiscal year. The total amount of entitlement funds expended during FY 2006-2007 was \$2,825,571.92

## **GOALS AND OBJECTIVES**

Projects selected for funding in the FY 06-07 One-Year Action Plan were determined to be the most effective means of meeting the Five-Year Consolidated Plans goals and objectives as well as the most cost efficient way to address identified needs with available federal, state and local funding resources. Collier County typically expends 100% of its entitlement funding for the benefit of very low and low income individuals and neighborhoods. However, HUD regulations do allow for the provision of services to individuals and families ranging from very low to moderate-income.

The CDBG and HOME program projects are consistent with and support the implementation of Collier County's Growth Management Plan. In particular these federal programs assist in meeting the goals, objectives and policies of the Housing Element, Future Land Use Element and Recreation and Open Space Element. In addition, Collier County has created Community Redevelopment Areas (CRAs) and developed Master Plans for some neighborhoods that also benefit from the implementation of CDBG, HOME and ESG by providing housing assistance, infrastructure improvements, job creation and other eligible activities to improve the health, safety and welfare of the community.

The overriding goal of the Consolidated Plan is to create additional opportunities to develop new affordable housing and provide for rehabilitation of existing housing stock. To that end the County expended \$746,669 in CDBG, HOME and ESG funds in 2006-2007 on housing related activities.

With the adoption of a new 5-Year Consolidated Plan by the Board of County Commissioners on April 25, 2006, affordable housing initiatives will continue to be the primary focus of the federal entitlement programs.

---

**Tab 2 - TIMELINE**

---

**COMMUNITY DEVELOPMENT BLOCK GRANT PROGRAM**  
**FY 06-07 CAPER TIMELINE**

| <b>Task</b>   | <b>Date</b>                                      |
|---|--|
| Gather information, draft narrative and prepare IDIS reports for CAPER  | July 9 to August 3, 2007                         |
| Send advertisements (availability of CAPER, public comment period & public hearing notice) to Naples Daily News & Immokalee Bulletin (County channel 11/16) | August 6-10, 2007                                |
| Discuss CAPER at August AHC meeting   | August 9, 2007                                   |
| CAPER public hearing notice advertisements (availability/15 day public comment) to run in Naples Daily & Immokalee Bulletin                                 | August 16 <sup>th</sup> Bulletin and Aug. 15 NDN |
| Draft CAPER copies to Libraries, Clerk's office and other public locations  | August 17, 2007                                  |
| Draft CAPER uploaded onto County website  | August 17, 2007                                  |
| Public Comment Period Begins (15 days Aug 17th-Aug. 31st )  | August 17-31, 2007                               |
| Public Comment Period Ends  | August 31, 2007                                  |
| Incorporate public comments in final CAPER  | Sept 4 & 5, 2007                                 |
| Executive Summary/Novus upload<br>Distribute to AHC & BCC   | September 6, 2007                                |
| BCC Public hearing to approve the CAPER   | September 25, 2007                               |
| Mail/Upload CAPER to HUD  | September 27, 2007                               |
| CAPER due to HUD  | September 28, 2007<br>(Friday)                   |

---

**NON-STATE GOVERNMENT CERTIFICATIONS**

---

---

**CAPER FY 2006-2007**  
**COLLIER COUNTY, FLORIDA**





# CPMP Non-State Grantee Certifications

Many elements of this document may be completed electronically, however a signature must be manually applied and the document must be submitted in paper form to the Field Office.

- This certification does not apply.  
 This certification is applicable.

## NON-STATE GOVERNMENT CERTIFICATIONS

In accordance with the applicable statutes and the regulations governing the consolidated plan regulations, the jurisdiction certifies that:

**Affirmatively Further Fair Housing** -- The jurisdiction will affirmatively further fair housing, which means it will conduct an analysis of impediments to fair housing choice within the jurisdiction, take appropriate actions to overcome the effects of any impediments identified through that analysis, and maintain records reflecting that analysis and actions in this regard.

**Anti-displacement and Relocation Plan** -- It will comply with the acquisition and relocation requirements of the Uniform Relocation Assistance and Real Property Acquisition Policies Act of 1970, as amended, and implementing regulations at 49 CFR 24; and it has in effect and is following a residential antidisplacement and relocation assistance plan required under section 104(d) of the Housing and Community Development Act of 1974, as amended, in connection with any activity assisted with funding under the CDBG or HOME programs.

**Drug Free Workplace** -- It will or will continue to provide a drug-free workplace by:

1. Publishing a statement notifying employees that the unlawful manufacture, distribution, dispensing, possession, or use of a controlled substance is prohibited in the grantee's workplace and specifying the actions that will be taken against employees for violation of such prohibition;
2. Establishing an ongoing drug-free awareness program to inform employees about -
  - a. The dangers of drug abuse in the workplace;
  - b. The grantee's policy of maintaining a drug-free workplace;
  - c. Any available drug counseling, rehabilitation, and employee assistance programs; and
  - d. The penalties that may be imposed upon employees for drug abuse violations occurring in the workplace;
3. Making it a requirement that each employee to be engaged in the performance of the grant be given a copy of the statement required by paragraph 1;
4. Notifying the employee in the statement required by paragraph 1 that, as a condition of employment under the grant, the employee will -
  - a. Abide by the terms of the statement; and
  - b. Notify the employer in writing of his or her conviction for a violation of a criminal drug statute occurring in the workplace no later than five calendar days after such conviction;
5. Notifying the agency in writing, within ten calendar days after receiving notice under subparagraph 4(b) from an employee or otherwise receiving actual notice of such conviction. Employers of convicted employees must provide notice, including position title, to every grant officer or other designee on whose grant activity the convicted employee was working, unless the Federal agency has designated a central point for the receipt of such notices. Notice shall include the identification number(s) of each affected grant;
6. Taking one of the following actions, within 30 calendar days of receiving notice under subparagraph 4(b), with respect to any employee who is so convicted -
  - a. Taking appropriate personnel action against such an employee, up to and including termination, consistent with the requirements of the Rehabilitation Act of 1973, as amended; or
  - b. Requiring such employee to participate satisfactorily in a drug abuse assistance or rehabilitation program approved for such purposes by a Federal, State, or local health, law enforcement, or other appropriate agency;
7. Making a good faith effort to continue to maintain a drug-free workplace through implementation of paragraphs 1, 2, 3, 4, 5 and 6.

**Jurisdiction**

**Anti-Lobbying** -- To the best of the jurisdiction's knowledge and belief:

- 8. No Federal appropriated funds have been paid or will be paid, by or on behalf of it, to any person for influencing or attempting to influence an officer or employee of any agency, a Member of Congress, an officer or employee of Congress, or an employee of a Member of Congress in connection with the awarding of any Federal contract, the making of any Federal grant, the making of any Federal loan, the entering into of any cooperative agreement, and the extension, continuation, renewal, amendment, or modification of any Federal contract, grant, loan, or cooperative agreement;
- 9. If any funds other than Federal appropriated funds have been paid or will be paid to any person for influencing or attempting to influence an officer or employee of any agency, a Member of Congress, an officer or employee of Congress, or an employee of a Member of Congress in connection with this Federal contract, grant, loan, or cooperative agreement, it will complete and submit Standard Form-LLL, "Disclosure Form to Report Lobbying," in accordance with its instructions; and
- 10. It will require that the language of paragraph 1 and 2 of this anti-lobbying certification be included in the award documents for all subawards at all tiers (including subcontracts, subgrants, and contracts under grants, loans, and cooperative agreements) and that all subrecipients shall certify and disclose accordingly.

**Authority of Jurisdiction** -- The consolidated plan is authorized under State and local law (as applicable) and the jurisdiction possesses the legal authority to carry out the programs for which it is seeking funding, in accordance with applicable HUD regulations.

**Consistency with plan** -- The housing activities to be undertaken with CDBG, HOME, ESG, and HOPWA funds are consistent with the strategic plan.

**Section 3** -- It will comply with section 3 of the Housing and Urban Development Act of 1968, and implementing regulations at 24 CFR Part 135.

Signature/Authorized Official

9/25/2007

Date

JAMES COLETTA

Name

CHAIRMAN, COLLIER COUNTY BOARD OF COUNTY COMMISSIONERS

Title

3301 EAST TAMIAMI TRAIL

Address

Naples, Florida 34112

City/State/Zip

239.774.8097

Telephone Number

ATTEST:  
DWIGHT E. BROCK, CLERK

Deputy Clerk  
Attest as to Chairman's signature only

Approved as to form & legal sufficiency

Jeffrey A. Klatzkow, Assistant County Attorney

- This certification does not apply.  
 This certification is applicable.

### Specific CDBG Certifications

The Entitlement Community certifies that:

**Citizen Participation** -- It is in full compliance and following a detailed citizen participation plan that satisfies the requirements of 24 CFR 91.105.

**Community Development Plan** -- Its consolidated housing and community development plan identifies community development and housing needs and specifies both short-term and long-term community development objectives that provide decent housing, expand economic opportunities primarily for persons of low and moderate income. (See CFR 24 570.2 and CFR 24 part 570)

**Following a Plan** -- It is following a current consolidated plan (or Comprehensive Housing Affordability Strategy) that has been approved by HUD.

**Use of Funds** -- It has complied with the following criteria:

11. Maximum Feasible Priority - With respect to activities expected to be assisted with CDBG funds, it certifies that it has developed its Action Plan so as to give maximum feasible priority to activities which benefit low and moderate income families or aid in the prevention or elimination of slums or blight. The Action Plan may also include activities which the grantee certifies are designed to meet other community development needs having a particular urgency because existing conditions pose a serious and immediate threat to the health or welfare of the community, and other financial resources are not available);
12. Overall Benefit - The aggregate use of CDBG funds including section 108 guaranteed loans during program year(s) 2\_\_\_\_, 2\_\_\_\_, 2\_\_\_\_, (a period specified by the grantee consisting of one, two, or three specific consecutive program years), shall principally benefit persons of low and moderate income in a manner that ensures that at least 70 percent of the amount is expended for activities that benefit such persons during the designated period;
13. Special Assessments - It will not attempt to recover any capital costs of public improvements assisted with CDBG funds including Section 108 loan guaranteed funds by assessing any amount against properties owned and occupied by persons of low and moderate income, including any fee charged or assessment made as a condition of obtaining access to such public improvements.

However, if CDBG funds are used to pay the proportion of a fee or assessment that relates to the capital costs of public improvements (assisted in part with CDBG funds) financed from other revenue sources, an assessment or charge may be made against the property with respect to the public improvements financed by a source other than CDBG funds.

The jurisdiction will not attempt to recover any capital costs of public improvements assisted with CDBG funds, including Section 108, unless CDBG funds are used to pay the proportion of fee or assessment attributable to the capital costs of public improvements financed from other revenue sources. In this case, an assessment or charge may be made against the property with respect to the public improvements financed by a source other than CDBG funds. Also, in the case of properties owned and occupied by moderate-income (not low-income) families, an assessment or charge may be made against the property for public improvements financed by a source other than CDBG funds if the jurisdiction certifies that it lacks CDBG funds to cover the assessment.

**Excessive Force** -- It has adopted and is enforcing:

14. A policy prohibiting the use of excessive force by law enforcement agencies within its jurisdiction against any individuals engaged in non-violent civil rights demonstrations; and
15. A policy of enforcing applicable State and local laws against physically barring entrance to or exit from a facility or location which is the subject of such non-violent civil rights demonstrations within its jurisdiction;

**Jurisdiction**

---

**Compliance With Anti-discrimination laws** -- The grant will be conducted and administered in conformity with title VI of the Civil Rights Act of 1964 (42 USC 2000d), the Fair Housing Act (42 USC 3601-3619), and implementing regulations.

**Lead-Based Paint** -- Its activities concerning lead-based paint will comply with the requirements of part 35, subparts A, B, J, K and R, of title 24;

**Compliance with Laws** -- It will comply with applicable laws.

\_\_\_\_\_  
Signature/Authorized Official

JAMES COLETTA   
Name


CHAIRMAN, COLLIER COUNTY BOARD OF  
COUNTY COMMISSIONERS  
Title

3301 EAST TAMIAMI TRAIL, BUILDING F  
Address

NAPLES, FLORIDA 34112  
City/State/Zip

239.774.8097  
Telephone Number

9/25/2007  
Date

ATTEST:  
DWIGHT E. BROCK, CLERK  
by   
Deputy Clerk  
Attest as to Chairman's  
signature only

Approved as to form & legal sufficiency  
  
Jeffrey A. Klatzow, Assistant County Attorney

Jurisdiction

- This certification does not apply.
- This certification is applicable.

Specific HOME Certifications

The HOME participating jurisdiction certifies that:

**Tenant Based Rental Assistance** -- If the participating jurisdiction intends to provide tenant-based rental assistance:

The use of HOME funds for tenant-based rental assistance is an essential element of the participating jurisdiction's consolidated plan for expanding the supply, affordability, and availability of decent, safe, sanitary, and affordable housing.

**Eligible Activities and Costs** -- it is using and will use HOME funds for eligible activities and costs, as described in 24 CFR § 92.205 through 92.209 and that it is not using and will not use HOME funds for prohibited activities, as described in § 92.214.

**Appropriate Financial Assistance** -- before committing any funds to a project, it will evaluate the project in accordance with the guidelines that it adopts for this purpose and will not invest any more HOME funds in combination with other Federal assistance than is necessary to provide affordable housing;

9/25/2007

Signature/Authorized Official

Date

JAMES COLETTA

Name

CHAIRMAN, COLLIER COUNTY BOARD OF COUNTY COMMISSIONERS

Title

3301 EAST TAMIAMI TRAIL

Address

NAPLES, FLORIDA 34112

City/State/Zip

239.774.8097

Telephone Number

ATTEST:  
DWIGHT E. BROCK, CLERK

  
Deputy Clerk

Attest as to Chairman's signature only

Approved as to form & legal sufficiency

Jeffrey A. Klatzkow, Assistant County Attorney

- This certification does not apply.  
 This certification is applicable.

### ESG Certifications

I, James Coletta, Chief Executive Officer of Collier County, certify that the local government will ensure the provision of the matching supplemental funds required by the regulation at 24 *CFR* 576.51. I have attached to this certification a description of the sources and amounts of such supplemental funds.

I further certify that the local government will comply with:


1. The requirements of 24 *CFR* 576.53 concerning the continued use of buildings for which Emergency Shelter Grants are used for rehabilitation or conversion of buildings for use as emergency shelters for the homeless; or when funds are used solely for operating costs or essential services.
2. The building standards requirement of 24 *CFR* 576.55.
3. The requirements of 24 *CFR* 576.56, concerning assurances on services and other assistance to the homeless.
4. The requirements of 24 *CFR* 576.57, other appropriate provisions of 24 *CFR* Part 576, and other applicable federal laws concerning nondiscrimination and equal opportunity.
5. The requirements of 24 *CFR* 576.59(b) concerning the Uniform Relocation Assistance and Real Property Acquisition Policies Act of 1970.
6. The requirement of 24 *CFR* 576.59 concerning minimizing the displacement of persons as a result of a project assisted with these funds.
7. The requirements of 24 *CFR* Part 24 concerning the Drug Free Workplace Act of 1988.
8. The requirements of 24 *CFR* 576.56(a) and 576.65(b) that grantees develop and implement procedures to ensure the confidentiality of records pertaining to any individual provided family violence prevention or treatment services under any project assisted with ESG funds and that the address or location of any family violence shelter project will not be made public, except with written authorization of the person or persons responsible for the operation of such shelter.
9. The requirement that recipients involve themselves, to the maximum extent practicable and where appropriate, homeless individuals and families in policymaking, renovating, maintaining, and operating facilities assisted under the ESG program, and in providing services for occupants of these facilities as provided by 24 *CFR* 76.56.
10. The requirements of 24 *CFR* 576.57(e) dealing with the provisions of, and regulations and procedures applicable with respect to the environmental review responsibilities under the National Environmental Policy Act of 1969 and related

Jurisdiction

authorities as specified in 24 CFR Part 58.

- 11. The requirements of 24 CFR 576.21(a)(4) providing that the funding of homeless prevention activities for families that have received eviction notices or notices of termination of utility services will meet the requirements that: (A) the inability of the family to make the required payments must be the result of a sudden reduction in income; (B) the assistance must be necessary to avoid eviction of the family or termination of the services to the family; (C) there must be a reasonable prospect that the family will be able to resume payments within a reasonable period of time; and (D) the assistance must not supplant funding for preexisting homeless prevention activities from any other source.
- 12. The new requirement of the McKinney-Vento Act (42 USC 11362) to develop and implement, to the maximum extent practicable and where appropriate, policies and protocols for the discharge of persons from publicly funded institutions or systems of care (such as health care facilities, foster care or other youth facilities, or correction programs and institutions) in order to prevent such discharge from immediately resulting in homelessness for such persons. I further understand that state and local governments are primarily responsible for the care of these individuals, and that ESG funds are not to be used to assist such persons in place of state and local resources.
- 13. HUD's standards for participation in a local Homeless Management Information System (HMIS) and the collection and reporting of client-level information.

I further certify that the submission of a completed and approved Consolidated Plan with its certifications, which act as the application for an Emergency Shelter Grant, is authorized under state and/or local law, and that the local government possesses legal authority to carry out grant activities in accordance with the applicable laws and regulations of the U. S. Department of Housing and Urban Development.

  
 \_\_\_\_\_  
 Signature/Authorized Official

9/25/2007  
 \_\_\_\_\_  
 Date

JAMES COLETTA

Name

CHAIRMAN, COLLIER COUNTY BOARD OF COUNTY COMMISSIONERS

Title

3301 EAST TAMiami TRAIL, BUILDING F

Address

NAPLES, FLORIDA 34112

City/State/Zip

239.774.8097

Telephone Number

ATTEST:  
DWIGHT E. BROCK, CLERK

  
 \_\_\_\_\_  
 Deputy Clerk

Attest as to the truth & signature of the

Approved as to form & legal sufficiency

  
 \_\_\_\_\_  
 Jeffrey A. Klatzkow, Assistant County Attorney

- This certification does not apply.  
 This certification is applicable.

**APPENDIX TO CERTIFICATIONS**

Instructions Concerning Lobbying and Drug-Free Workplace Requirements

**Lobbying Certification**

This certification is a material representation of fact upon which reliance was placed when this transaction was made or entered into. Submission of this certification is a prerequisite for making or entering into this transaction imposed by section 1352, title 31, U.S. Code. Any person who fails to file the required certification shall be subject to a civil penalty of not less than \$10,000 and not more than \$100,000 for each such failure.

**Drug-Free Workplace Certification**

1. By signing and/or submitting this application or grant agreement, the grantee is providing the certification.
2. The certification is a material representation of fact upon which reliance is placed when the agency awards the grant. If it is later determined that the grantee knowingly rendered a false certification, or otherwise violates the requirements of the Drug-Free Workplace Act, HUD, in addition to any other remedies available to the Federal Government, may take action authorized under the Drug-Free Workplace Act.
3. Workplaces under grants, for grantees other than individuals, need not be identified on the certification. If known, they may be identified in the grant application. If the grantee does not identify the workplaces at the time of application, or upon award, if there is no application, the grantee must keep the identity of the workplace(s) on file in its office and make the information available for Federal inspection. Failure to identify all known workplaces constitutes a violation of the grantee's drug-free workplace requirements.
4. Workplace identifications must include the actual address of buildings (or parts of buildings) or other sites where work under the grant takes place. Categorical descriptions may be used (e.g., all vehicles of a mass transit authority or State highway department while in operation, State employees in each local unemployment office, performers in concert halls or radio stations).
5. If the workplace identified to the agency changes during the performance of the grant, the grantee shall inform the agency of the change(s), if it previously identified the workplaces in question (see paragraph three).
6. The grantee may insert in the space provided below the site(s) for the performance of work done in connection with the specific grant: Place of Performance (Street address, city, county, state, zip code) Check if there are workplaces on file that are not identified here. The certification with regard to the drug-free workplace is required by 24 CFR part 21.

| Place Name | Street | City | County | State | Zip |
|------------|--------|------|--------|-------|-----|
|            |        |      |        |       |     |
|            |        |      |        |       |     |
|            |        |      |        |       |     |
|            |        |      |        |       |     |
|            |        |      |        |       |     |
|            |        |      |        |       |     |
|            |        |      |        |       |     |
|            |        |      |        |       |     |

7. Definitions of terms in the Nonprocurement Suspension and Debarment common rule and Drug-Free Workplace common rule apply to this certification. Grantees' attention is called, in particular, to the following definitions from these rules: "Controlled substance" means a controlled substance in Schedules I through V of the Controlled Substances Act (21 U.S.C. 812) and as further defined by regulation (21 CFR 1308.11 through 1308.15); "Conviction" means a finding of guilt (including a plea of *nolo contendere*) or imposition of sentence, or both, by any judicial body charged with the responsibility to determine violations of the Federal or State criminal drug statutes; "Criminal drug statute" means a Federal or non-Federal criminal statute involving the manufacture, distribution, dispensing, use, or possession of any



**Jurisdiction**

controlled substance; "Employee" means the employee of a grantee directly engaged in the performance of work under a grant, including:

- a. All "direct charge" employees;
- b. all "indirect charge" employees unless their impact or involvement is insignificant to the performance of the grant; and
- c. temporary personnel and consultants who are directly engaged in the performance of work under the grant and who are on the grantee's payroll. This definition does not include workers not on the payroll of the grantee (e.g., volunteers, even if used to meet a matching requirement; consultants or independent contractors not on the grantee's payroll; or employees of subrecipients or subcontractors in covered workplaces).

Note that by signing these certifications, certain documents must be completed, in use, and on file for verification. These documents include:

- 1. Analysis of Impediments to Fair Housing
- 2. Citizen Participation Plan
- 3. Anti-displacement and Relocation Plan

  
\_\_\_\_\_  
Signature/Authorized Official

9/25/2007  
Date

JAMES COLETTA

Name

CHAIRMAN, COLLIER COUNTY BOARD OF COUNTY COMMISSIONERS

Title

3301 EAST TAMiami TRAIL, BUILDING F

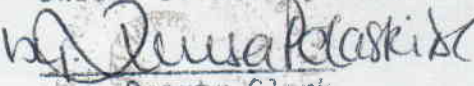
Address


NAPLES, FLORIDA 34112

City/State/Zip

239.774.8097

Telephone Number

ATTEST: DWIGHT E. BROCK, CLERK  
  
Deputy Clerk  
ATTEST AS TO THE VERIFICATION OF SIGNATURES

Approved as to form & legal sufficiency  
  
\_\_\_\_\_  
Jeffrey A. Kutzkow, Assistant County Attorney

---

**Tab 3 – NARRATIVES AND ACCOMPLISHMENT DATA**

---

## General Questions

1. Assessment of the one-year goals and objectives:
  - a. Describe the accomplishments in attaining the goals and objectives for the reporting period.
  - b. Provide a breakdown of the CPD formula grant funds spent on grant activities for each goal and objective.
  - c. If applicable, explain why progress was not made towards meeting the goals and objectives.
2. Describe the manner in which the recipient would change its program as a result of its experiences.
3. Affirmatively Furthering Fair Housing:
  - a. Provide a summary of impediments to fair housing choice.
  - b. Identify actions taken to overcome effects of impediments identified.
4. Describe Other Actions in Strategic Plan or Action Plan taken to address obstacles to meeting underserved needs.
5. Leveraging Resources
  - a. Identify progress in obtaining "other" public and private resources to address needs.
  - b. How Federal resources from HUD leveraged other public and private resources.
  - c. How matching requirements were satisfied.

Program Year 1 CAPER General Questions response:

### **Goals and Accomplishments:**

1. Housing – provide affordable housing support through land acquisition, infrastructure and other methods, and housing rehabilitation for low-income residents
2. Economic Diversification – support economic diversification and improved wages
3. Public Facilities – provide low-income neighborhood public facility improvements

### **Affordable Housing**

Affordable housing activities funded in 2006-2007 included affordable housing support through:

- owner-occupied housing rehabilitation;
- rental rehabilitation;
- infrastructure for low income owner occupied housing developments;
- TBRA rental subsidies for low income households; and
- Down payment and closing cost assistance.

State resources through the State Housing Initiatives Partnership (SHIP) program were a major source of funding for single-family housing rehabilitation and down payment/closing cost assistance for very low and low income households. In

addition, the County-wide Impact Fee Deferral Program provided low interest, no payment mortgages for new affordable construction to defer the costly impact fees.

### **Economic Diversification**

Economic Development/job creation activities did not meet the projected goal. Staff continued to coordinate with businesses interested in offering jobs with career potential to very low to moderate-income workers with a primary focus on Immokalee and eastern Collier County. Meetings were held with different businesses and technical assistance training was provided. As a result of a slowdown in the economy, the primary business entity that Collier County was attempting to assist with the creation of 20 new jobs, determined that they would not be able to hire new employees at this time.

### **Public Facilities**

Public facility activities funded between July 2006 and June 2007 included projects in Immokalee and the City of Naples. The rehabilitation of Timber Ridge Community Center in Immokalee is in the process of permitting. In the City of Naples, Carver/River Park neighborhood included the following improvements: decorative security lighting, benches and landscaping at 3<sup>rd</sup> Avenue North and 11<sup>th</sup> Street North, landscaping the community center frontage on 10<sup>th</sup> St. North, landscaping the island and curbs along 5<sup>th</sup> Avenue North at Goodlette Road, and the addition of "WELCOME" signage and decorative security lighting.

### **CPD Formula**

Affordable housing/rehabilitation activities totaled \$472,777 in CDBG and HOME funds expended.

Public Facilities activities totaled \$590,735 in CDBG funds expended.

Public Services activities totaled \$36,461 in CDBG funds expended.

Emergency Shelter Grant activities totaled \$8,902.

Total CPD expenditures drawn in the 2006-2007 fiscal year totaled \$2,520,218.

### **Progress Not Made**

The Collier County Housing and Human Services Department encountered a number of delays in meeting its goals during 2006-2007. Delays continued with construction projects in rural Immokalee, the construction of farm worker and special needs housing in the Eden Gardens development.

Economic Development/job creation activities did not meet the projected goal in 2006-2007. Staff continued to coordinate with businesses interested in offering jobs with career potential to very low to moderate-income workers with a primary focus on Immokalee and eastern Collier County.

In the rural village of Copeland, delays with the Neighborhood Revitalization Strategy were encountered due to the need to amend Collier County's Land Development Code and zoning maps. These changes were needed to correct errors and provide the technical and legal ability to allow for the necessary repairs, improvements and upgrades needed in this rural community on the edge of the Everglades. This rezoning effort was just completed towards the end of the program year.

## **2. Change in Program**

The staff of the Housing and Human Services Department plans to make the following improvements in the management of its program:

- Continue to expand the technical assistance (TA) provided to non-profit organizations through both group and individual TA to include grant application preparation; project implementation training; and project management. Assistance is needed to improve organizational capacity and assist all organizations to complete projects in a timely manner;
- Expanded fiscal support to provide financial reports on projects status during program review meetings to ensure program staff in meeting timeliness and accomplishing program goals and objectives;
- Increase the monitoring frequency for new subrecipients to assist them in completing reports and projects in a more timely manner;
- Increase outreach efforts to solicit more grass-roots community participation and potentially the development of additional CHDOs and CDBO's;
- Continue to seek out and attend HUD training for staff on labor, environmental and entitlement program administration, fiscal management and other needed training;
- Improve work flow and efficiency of initiating project files.

### **Fair Housing**

Collier County adopted a Fair Housing Ordinance in 1986 that was amended in 1992. The County plays an active role in affirmatively furthering fair housing through the promotion of homeownership and efforts to increase provisions for more affordable and accessible housing.

The first Analysis of Impediments to Fair Housing (AI) was prepared in 2001 by Florida Planning Group (FPG). The newer analysis was completed in 2006. Information on fair housing was compiled from a number of sources, including HUD's Office of Fair Housing, The Florida Commission on Human Relations, the Home Mortgage Disclosure Act, the Collier County Banking Partnership, Naples Area Apartment Association and the Naples Area Board of Realtors. In addition, all the County's non-profit agencies (142) including the NAACP, were surveyed regarding fair housing issues. This project was done in conjunction with the new 5-year Consolidated Plan (2006-2010) which was submitted to HUD in May 2006.

The major impediment to fair housing in Collier County continues to be the lack of affordable workforce housing. Collier County continues to have the highest median income in the State of Florida and its housing prices have spiraled out of control. It is estimated by the Shimberg Center at the University of Florida that 30,949 families are cost-burdened (spending over 30% of their income) in Collier County. By late 2005, the median sales price of a single family home exceeded \$500,000; however the average wage was under \$35,000. Escalating land prices, rising construction costs and impact fees make it extremely difficult for working individuals and families to afford a home in Collier County. Economics continues to be a key impediment facing all working families in Collier County. Within the past two years, the escalating costs have impacted professional and middle class families. Large employers have experienced difficulty recruiting and retaining "ESP", essential service personnel, in part due to the high cost of housing.

In addition, nearing build out of the coastal areas of Collier County affects the availability of parcels of land suitable for multi-family and affordable single-family housing. County mapping activity indicates that the community's affordable housing is fairly evenly disbursed throughout the County. However, given the escalating land cost and the competition for available property, workers are commuting much greater distances.

According to research for the updated Analysis of Impediments, a new impediment has been identified in the sub-prime home refinancing market where minority homeowners are being targeted. Based on the most recent research, 33% of Hispanics had sub-prime refinance loans compared to 30% nationally. Within the Naples region a significantly high number of minority households who refinanced their homes used sub-prime lenders, which increased their risk of falling victim to predator lending.

The County had 20 fair housing complaints in FY 2004. The cases included a number of protected classes. This would seem to indicate that some landlords are not completely aware of fair housing laws, especially regarding the disabled and families with children. This lack of knowledge is a further impediment to fair housing.

Another impediment exists within the rental community. There are a number of tax credit rental units located in the urban area of the County. However, Collier has the highest median income in the State and corresponding high rents make even affordable housing unaffordable for the very low-income residents of Collier County. In addition, the past year has seen a large number of rental complexes convert to condos thereby reducing the number of rental units in the market place. Overcrowding has been identified as a concern in some neighborhoods, but a County Ordinance limits the number of people (excluding extended family members) who can legally reside within a dwelling unit.

The Collier County Housing Authority (CCHA) administers the Section 8 program and maintains a lengthy waiting list. The Section 8 program only has 440 vouchers for the entire County and does not accept applications annually. Between January 2003 and June 2006, the Housing Authority did not accept applications because of the lengthy waiting list and the lack of available units. In July 2006, CCHA solicited new Section 8 applications and now has approximately 500 applicants on its waiting list. As a result of the long wait and lack of Section 8 vouchers, HHS and CCHA developed the HOME Tenant Based Rental Assistance (TBRA) program to help address this critical need for very low and low income homeless, elderly and disabled residents. CCHA has been administering the TBRA program for three (3) years.

#### **Actions Regarding Fair Housing**

1. The Board of County Commissioners adopted a resolution establishing April as Fair Housing Month.
2. The Board of County Commissioners continues to review opportunities to address the growing affordable housing crisis in the community. Businesses, including the local school board, expressed concern that the high cost of housing has made it difficult to recruit teachers and other professionals to the community. The BCC gave direction to staff to develop an inclusionary zoning and mitigation fee ordinance.
3. The County's annual Housing Fair is currently being coordinated by a local CHDO. The 2007 Housing Fair was held on Saturday, June 9<sup>th</sup> at the Boys and Girls Club. This is the third year that Collier County Housing Development Corporation (CCHDC) has coordinated this community wide event. Participating organizations continue to include local affordable housing developers and local lending institutions, realtors, the Miami HUD Field office, USDA and the County's Housing and Human Services office.
4. Fair housing notices and fair housing pamphlets (English/Spanish) were provided to all libraries, social service agencies and churches.

5. The Housing & Human Services Department (HHS) has encouraged local newspapers to run a complete fair housing notice on a weekly basis in English and Spanish.
6. Legal Services of Collier County hired a new housing attorney who worked with local organizations, renters and others on numerous condo conversion and mobile home park buy-outs.
7. Section 3 activities, as outlined in the One Year Action Plan, were encouraged and monitored.
8. Collier County's Communications and Customer Relations Department was tasked with taking calls and/or complaints on housing and job discrimination and referring callers to the appropriate services.
9. Collier County Housing and Human Services office with the Collier County Housing Authority and the Southwest Florida Apartment Association conducted fair housing training in the fall of 2006.
10. Housing & Human Services staff speak to numerous organizations throughout the year on housing issues impacting the community.
11. In April 2006, the Naples Daily News began a year long series on affordable housing called "Paradise - At What Cost?". These articles have focused on a number of affordable housing problems in southwest Florida and brought a lot of attention to this crisis.

#### **Address Obstacles**

There are a wide range of obstacles within the local community including--

- Lack of available land;
- High cost of housing (acquisition & construction);
- Lack of funding;
- Nimbyism (Not in My Backyard);
- Shortage & cost of building supplies (post 2004 & 2005 hurricane seasons);
- Loss of existing rental apartments to condo conversion;
- Loss of existing mobile home parks for new, market rate housing construction; and
- Lending institutions changing guidelines.

Efforts to address these issues occur on a number of different levels including workshops with elected officials and community leaders; coordination with nonprofit and for profit organizations interested in addressing the obstacles; partnerships involving public and private sector and regional wide initiatives. Efforts have been made to identify alternative funding and applications have been made for numerous new programs. The staff continues to investigate new programs and incentives including inclusionary zoning, linkage fees and other options along with community partners including the Economic Development Council, the Collier Building Industry Association and the Great Naples Chamber of Commerce.

#### **Leveraging Resources**

a. Process to identify other resources:

- State Housing Initiatives Partnership (SHIP) funds of \$252,683 were expended in conjunction with CDBG and HOME funds for down payment/closing cost assistance, housing rehabilitation, homebuyer counseling and other housing programs;
- CDBG funds helped to leverage HUD Continuum of Care funds for the implementation of HMIS;

- HHS, as Lead Agency, secured Continuum of Care funding of \$35,816 for one homeless initiative with the agency providing leverage;
  - CDBG funds helped leverage private foundation funds and other private funding sources along with State resources for affordable housing and public services projects; and
  - Each agency receiving the annual ESG entitlement is providing dollar for dollar match for the grant.
- b. How Federal resources from HUD leveraged other public and private resources:
- Continuum of Care application funding;
  - State Office on Homeless Challenge Grant funding;
  - Private foundation funding; and
  - CDBG and HOME combined with State SHIP program.
- c. How matching requirements were satisfied:
- HOME activities conducted in FY 2006-2007 provided the following match:
  - SHIP match in excess of \$252,000;
  - The Collier County Housing Authority (CCHA) provides a match for TBRA in the form of administration and office operations; and
  - ESG Subrecipients provide dollar for dollar match from private donations.

All nonprofit organizations submitting applications requesting CDBG or HOME funding are asked to identify sources of match or leverage. Some of the funding sources provided include private donations, thrift store proceeds and other state or federal funds.

Upcoming construction projects such as Eden Gardens will provide match from funding sources including USDA, bank loans, and other resources.

## **Managing the Process**

1. Describe actions taken during the last year to ensure compliance with program and comprehensive planning requirements.

Program Year 1 CAPER Managing the Process response:

Collier County Housing and Human Services Department follows HUD and internal policies and procedures for meeting grant requirements; uses sound accounting and financial procedures; attends HUD-sponsored training sessions; consults with HUD representatives on technical questions; and utilizes information from public input. In addition, HHS is the department responsible for the development and implementation of the County's Housing Element of the Comprehensive Plan. HHS ensures that efforts are being made to adhere to the goals, objectives and policies of the adopted Housing Element.



## **Citizen Participation**

1. Provide a summary of citizen comments.
2. In addition, the performance report provided to citizens must identify the Federal funds made available for furthering the objectives of the Consolidated Plan. For each formula grant program, the grantee shall identify the total amount of funds available (including estimated program income), the total amount of funds committed during the reporting period, the total amount expended during the reporting period, and the geographic distribution and location of expenditures. Jurisdictions are encouraged to include maps in describing the geographic distribution and location of investment (including areas of minority concentration). The geographic distribution and expenditure requirement may also be satisfied by specifying the census tracts where expenditures were concentrated.

\*Please note that Citizen Comments and Responses may be included as additional files within the CPMP Tool.

### **Program Year 1 CAPER Citizen Participation response:**

The notice of the CAPER availability was published for a 15-day public comment period beginning August 17, 2007 through August 31, 2007. The advertisement was published in English and Spanish. The notice was published in two newspapers (general circulation - Naples Daily News, and a local paper - Immokalee Bulletin). The CAPER was also available for public review and comment in six county libraries as well as at the County's Public Information desk, in the County's Housing and Human Services Department and on the county website. See Appendix for affidavit of publications.

No written comments were received regarding the FY 2006-2007 CAPER during the 15-day public comment period.

The Collier County Board of County Commissioners approved the submittal of the CAPER on September 25, 2007.

## **Institutional Structure**

1. Describe actions taken during the last year to overcome gaps in institutional structures and enhance coordination.

### **Program Year 1 CAPER Institutional Structure response:**

In order for the County to be successful in reaching our goals for housing and community development activities, we must work closely with non-profit housing and social service provider partners. The County provides technical assistance to non-profit service providers to help them obtain grants and leverage other available resources. Coordination is enhanced through monthly meetings with groups

including the Affordable Housing Commission, Collier County Hunger & Homeless Coalition and Immokalee Interagency.

In addition, in February of 2007, we merged to create a new department, Housing and Human Services to better coordinate services between County programs for some of the same very low, low and moderate income clientele.

Efforts continue to be made to ensure input from various sectors of the community including rural Immokalee and Copeland, the business community and minority representation. Partnerships that formed last year to address issues affecting the business community including "gap" or ESP (essential service personnel) housing continue to flourish. A new coordination of affordable housing initiatives with the Economic Development Council began in this past year.

## **Monitoring**

1. Describe how and the frequency with which you monitored your activities.
2. Describe the results of your monitoring including any improvements.
3. Self Evaluation
  - a. Describe the effect programs have in solving neighborhood and community problems.
  - b. Describe progress in meeting priority needs and specific objectives and help make community's vision of the future a reality.
  - c. Describe how you provided decent housing and a suitable living environment and expanded economic opportunity principally for low and moderate-income persons.
  - d. Indicate any activities falling behind schedule.
  - e. Describe how activities and strategies made an impact on identified needs.
  - f. Identify indicators that would best describe the results.
  - g. Identify barriers that had a negative impact on fulfilling the strategies and overall vision.
  - h. Identify whether major goals are on target and discuss reasons for those that are not on target.
  - i. Identify any adjustments or improvements to strategies and activities that might meet your needs more effectively.

Program Year 1 CAPER Monitoring response:

### **Monitoring Frequency**

Projects are monitored during the program year through the use of monthly progress reports as well as project site visits. During project implementation, monitoring takes place through monthly progress reports, phone calls, desk monitoring, written correspondence and site visits. Projects also receive unannounced site visits during the program year to gauge the effectiveness and participation level in the projects. At grant closeout, a formal site visit is performed with a team of monitors and a non-project manager acting as the lead monitor. Files are reviewed, notes are compared and a letter stating the results of the monitoring visit is sent to the subrecipient.

### **Monitoring Results**

In the course of monitoring subrecipients, any negative results of monitoring require a "corrective action" and response. Severely negative findings have resulted in a request for meetings with key agency personnel and special conditions in future agreements. Minor infractions result in "suggestions for improvements" or "recommendations." In a few instances, adjustments in timelines and amendments to agreements have occurred.

## **Self Evaluation**

### **Solving Neighborhood and Community Problems**

Neighborhood and community improvements have had a positive impact on a number of neighborhoods including the Carver/River Park, Copeland and Immokalee communities. In some neighborhoods there are a number of serious problems and the implementation of CDBG and HOME projects are only able to affect improvements in small area.

Other positive impacts on neighborhoods have come from the rehabilitation of a local community center, the rezoning of an entire community to allow for rebuilding and new construction, and the construction or rehabilitation of housing in low income neighborhoods.

Improved assistance will be provided to the homeless and at-risk of homelessness population through the continued expansion and implementation of the Homeless Management Information System (HMIS) to improve client access to community services.

These federal resources have a positive impact on the lives of low income households. However, the demand for assistance far exceeds the available resources and the County must continue to evaluate its priorities and hold subrecipients accountable for timely implementation and targeting of eligible populations.

### **Meeting Priority Needs**

Affordable Housing is the community's top priority as identified in the Consolidated Plan. The County has encountered a number of obstacles in recent years but housing will continue to be the primary focus of federal and state funds. Habitat for Humanity continues to be the lead affordable housing developer in Collier County, closing on 123 housing units in FY 2006-2007. This year Habitat used federal funds to provide infrastructure for a 150 unit development at Liberty Landings. In addition to assisting Habitat, federal funds have also been used for land acquisition and downpayment and closing cost assistance. The infrastructure for 26 homes at Milagro Place was completed and the first seven (7) homes were occupied in 2006. In late 2005, the CCHDC closed on a vacant tract of land in East Naples which will result in the development of 32 owner-occupied, affordable multifamily units in a larger market rate housing development.

### **Provided Decent Housing**

Utilizing our Down Payment and Closing Cost assistance program from the State SHIP and HOME funds, HHS has provided 190 families the needed financial assistance to achieve their dream of owning their first home. Partnerships with both non profit and for profit developers have created new units; Habitat for Humanity has closed on 123 new homes in 2006-2007; the Empowerment Alliance of SW Florida has completed 4 single family homes and the mixed income communities of Bristol Pines and Botanical Place have added 36 multi-family affordable homes to our affordable housing stock. In addition, the Housing Rehabilitation program,

coordinated by HHS, assisted 34 families with housing rehab from various funding sources.

The TBRA program has been able to provide housing assistance to 7 families in FY 2006-2007. These families have been able to access affordable housing for the first time or maintain their housing while on fixed incomes

### **Scheduling**

Big Cypress Housing Development Corp. is developing the Reserves at Eden Gardens in Immokalee and has also encountered multiple delays involving environmental, financial and permitting. The nonprofit anticipates construction beginning in the fall of 2007. This project will result in 55 farm worker rental units. Currently, HOME CHDO set-aside, CDBG and CoC/SHP funding has been utilized and all funding is anticipated to be expended by December of 2007.

The Collier County Housing Development Corporation is developing a mixed income condominium community in partnership with a for profit developer. Cirrus Pointe will have 32 units sold to income eligible families. Numerous delays have been experienced with this project in the site development, traffic concurrency and permitting stages. This project should begin construction in June 2008.

The Shelter for Abused Women & Children is developing transitional housing in order to aid the women and children who are ready to transition out of the shelter and into a supportive community with access to the shelter's services. Collier County is providing \$50,000 in infrastructure for this housing project out of CDBG funding. The goal is to ultimately build four units for transitional housing. Numerous delays have been experienced with this project in the site development, traffic concurrency and permitting stages. This project should begin construction in the fall of 2007.

Immokalee Non Profit Housing was granted \$350,000 for the renovations of the Timber Ridge Community Center located in Immokalee. This project is currently due to conclude in December 2007; however it is currently behind schedule due to permitting issues. An extension has been requested, and an amendment will be written in order to allow this organization ample time to finish this project, which will benefit the residents of Immokalee.

The City of Naples has just completed the 2005-2006 funding. These funds were originally proposed to be used for Fun Time Academy in the amount of \$50,000 and the remainder of the \$188,475 was to go to neighborhood improvements in the Carver/River Park area. The Executive Director of Fun Time Academy left the organization, as well as staff turnover at the City of Naples, resulting in a delay in the project. Once new staff was hired, it was determined that it would be more beneficial to the residents of Carver/River Park to reallocate the funding. After writing an amendment, with an updated scope of services, the City of Naples was able to spend \$137,988.7 of their CDBG funding additional landscaping, security lighting and benches for the park and community center therefore closing out this project.

### **Impact on Identified Needs**

Providing assistance to create affordable housing for very low to moderate-income households to become homeowners continues to be a challenge in Collier County. Suitable land for new single and multi-unit housing has become increasingly

expensive. Construction costs are escalating and new construction projects require extensive staff time and a housing developer with the skills necessary to navigate the county zoning and permitting system as well as various federal, state and local financing alternatives.

The County continues to be committed to providing affordable housing to its residents. Efforts will continue to include developing new, local tools and incentives, leveraging available resources including SHIP, CDBG, HOME, and other funding sources, and providing support to both for profit and non-profit housing developers to create a range of housing opportunities for very low, low and moderate-income households.

#### **Indicators Describe Results**

The indicators that are used to measure the results are the following: 1) the number of approved affordable-workforce housing building permits issued; 2) increase in timely expenditure of annual federal and state funding; 3) monthly progress reports from subrecipients reflecting the implementation of housing, community development and economic initiatives.

#### **Barriers**

There are numerous barriers that have been identified that impact fulfilling the strategies for Collier County's initiatives. Although Collier County continues to have the highest median income (\$63,100) in the State of Florida, the average wage falls at \$35,000. The median sales price of a single family home has declined but still hovers around \$400,000. The gap between the average wage and the price of a home continues to emphasize the need for affordable housing. Construction costs, high impact fees and the high cost of land are all factors that contribute to the high cost of housing.

For our partnerships with developers and their construction projects, we require extensive staff time and knowledge in navigating the county's zoning and permitting system as well as various federal, state and local financing alternatives.

#### **Lead-based Paint**

1. Describe actions taken during the last year to evaluate and reduce lead-based paint hazards.

Program Year 1 CAPER Lead-based Paint response:

The County's Health Department continues to monitor and respond to all suspected cases of lead poisoning. However, this continues to be a very minor problem in Collier County, primarily due to the relatively young age of the area housing stock. Seventy percent (70%) of the County's housing stock has been built since 1980.

Through the County's rehabilitation program, any housing units built prior to 1978 will undergo lead-based paint inspection before rehabilitation activities are initiated. The County follows procedures as specified in applicable regulations and, specifically, those detailed in Title X. The Department and its representatives provide all required notifications to owners and occupants. Any defective paint conditions found are included in the scope of work and treatment provided to the defective areas. No children under 7 years of age have been found to have identified Environmental Intervention Blood Lead Level (EIBLL) condition; however, interior chewable surfaces

are treated as necessary. All Department policies and procedures have been revised to conform to Title X. County staff members are HUD certified as Risk Assessors. The County retains EPA certified inspectors to conduct the testing and clearance of suspect properties.

In every program where federal funds are expended on a housing unit, the County incorporates the current procedures for hazard reduction or LBP abatement guidelines as defined in 24 CFR Part 35.

---

**Tab 4 - HOUSING**

---

## HOUSING

### Housing Needs

\*Please also refer to the Housing Needs Table in the Needs.xls workbook.

1. Describe Actions taken during the last year to foster and maintain affordable housing.

Program Year 1 CAPER Housing Needs response:

Housing and Human Services continues to collaborate with community partners to foster affordable housing in the County. We are working with three (3) Community Housing Development Corporations to build their organizational capacity and their visibility and effectiveness in this community. Partnerships with local businesses, including the Naples Area Chamber of Commerce, continue to strengthen. An organization, ESP, for essential service personnel employers, submitted one state grant application in 2006 and discussions are underway for a grant submittal for 2007. The Economic Development Council (EDC) has spearheaded some initiatives that are being considered by the Board of County Commissioners.

### Specific Housing Objectives

1. Evaluate progress in meeting specific objective of providing affordable housing, including the number of extremely low-income, low-income, and moderate-income renter and owner households comparing actual accomplishments with proposed goals during the reporting period.
2. Evaluate progress in providing affordable housing that meets the Section 215 definition of affordable housing for rental and owner households comparing actual accomplishments with proposed goals during the reporting period. N/A
3. Describe efforts to address "worst-case" housing needs and housing needs of persons with disabilities.

Program Year 1 CAPER Specific Housing Objectives response:

#### Goals and Accomplishments

- **Goal:** Provide direct purchase assistance to 140 very low to moderate-income homebuyers.

**Accomplishment:** HHS has exceeded this goal for FY 2006-2007 by providing 190 families with direct purchase assistance. 123 families purchased new units with Habitat for Humanity and 36 families purchased new multi-family units in mixed income developments. 4 families purchased new homes with the Empowerment Alliance of SW Florida. The remaining 27 families closed on existing units in Collier County.

- **Goal:** Preserve the existing housing stock by funding the rehabilitation of 35 existing units for low-income owner households.

**Accomplishment:** HHS has assisted 34 families, including 8 elderly and 3 Special Needs, with housing rehab this past year, providing them with an average of



\$15,000 in assistance to preserve and maintain their homes. Beginning in FY 2007-2008, the amount of assistance for rehabilitation will be increased to \$30,000.

- **Goal:** Provide tenant-based rental assistance to 35 households including formerly homeless, special needs and individuals that participate in a "Welfare-to-Wages" program, attend job/skills training programs or other self sufficiency programs.

**Accomplishment:** For the 3 months of FY 2006-2007, we have provided rental assistance to 7 households. It is anticipated that the goal of 35 families will be reached during a full calendar year.

- **Goal:** Provide infrastructure assistance for the construction of 150 units of owner occupied housing.

**Accomplishment:** Housing and Human Services provided Habitat for Humanity with \$700,000 to fund infrastructure for a new development called Liberty Landings in Immokalee. This development will provide affordable homeownership opportunities to 150 families, for approximately 750 individuals. The single family housing units will be sold to qualifying low and very-low income households. To date, Habitat has expended the grant, with project closing obtaining 51% occupancy.

- **Goal:** Rehabilitate 40 rental units for affordable rental housing.

**Accomplishments:** In the 2006-2007 program cycle Collier County Housing and Human Services department worked in conjunction with Immokalee Non Profit Housing Inc, in order to renovate 40 rental units at Sanders Pines, and 34 units at Timber Ridge in Immokalee for a total of 74 rental units rehabilitated. We updated electrical equipment, replaced garage doors, and replaced deteriorating roofs by re-roofing the buildings in the apartment complex with new metal roofs. A total of \$407,934 was spent in order to conserve this affordable housing stock in Collier County for over 300 low-income residents.

- **Goal:** Provide credit counseling and homeownership training assistance to 250 prospective low-income homebuyers.

**Accomplishment:** Due to a change in direction for the homebuyers education program, the goal of 250 was not reached. For 2006-2007, 151 low-income buyers were assisted with training and counseling. HHS has restructured the program and is now on track for the coming year.

- **Goal:** Provide site prep for the construction of 4 rental units for special needs housing.

**Accomplishment:** Although this project, Eden Gardens, has experienced numerous delays in construction, the site prep work is in process. These 4 units dedicated to special needs are part of a 55 unit complex for farmworkers in Immokalee.

- **Goal:** Provide for the acquisition/rehabilitation of one existing dwelling unit for an income qualified household.

**Accomplishment:** The Collier County Housing Development Corporation has purchased a lot, demolished an uninhabitable structure and cleared the land in preparation for a brand new manufactured home to be sold to an income eligible client.

### **Worst Case Housing**

The Housing Rehabilitation program managed by Housing and Human Services continues to be very effective in 2006-2007. The certified Housing Inspector and Intake Specialist have made extensive efforts to outreach to very low and low-

income homeowners in the Immokalee community. Special intake dates were established in Immokalee in order to allow adequate opportunity for residents to apply for housing rehab assistance.

Persons with special needs or disabilities have been identified as a priority in rehabilitation service delivery.

As a result of the 2005 hurricane season, additional housing rehabilitation funds were secured and targeted primarily to the Immokalee community. Projects have been identified and include the demolition and rebuilding of the hardest hit homes and replacing with "green" homes.

TBRA continues to be an important program in assisting special needs housing populations.

## **Public Housing Strategy**

1. Describe actions taken during the last year to improve public housing and resident initiatives.

Program Year 1 CAPER Public Housing Strategy response:

A successful Tenant Based Rental Assistance (TBRA) program has been developed between HHS and Collier County Housing Authority (CCHA) to help address some of the rental needs of the very low-income special needs population. The CCHA partners with other local organizations on educational initiatives, supportive services, and other activities to benefit very low and low-income residents. The County has encouraged the CCHA to apply for additional vouchers, rental rehabilitation of its existing units, acquisition, rehab and development of scattered site units and the possible implementation of a homeownership program. All of these efforts could improve residents' quality of life.

## **Barriers to Affordable Housing**

1. Describe actions taken during the last year to eliminate barriers to affordable housing.

Program Year 1 CAPER Barriers to Affordable Housing response:

Incentive programs to encourage affordable housing are continuing in the County. Initiatives include density bonuses for affordable housing developments and an expedited permitting process. Collier County adopted a revised Impact Fee Deferral program in 2005 which includes deferrals for builders, owner/occupants and rental units. This past year, a study was performed by a consultant on Inclusionary Zoning and Linkage Fees. The County Commission continues to investigate these initiatives. The Economic Development Council (EDC) has brought forth several initiatives including expanding the impact fee deferral program to moderate income, transportation concurrency and density by right. These are still being discussed. An Affordable Workforce Housing Trust Fund was established for voluntary donations and strategies were created to assist in the creation of more affordable units; one

such strategy is the creation of a Community Land Trust. Also the County Commission identified surplus land that the County owned and agreed to sell the land for the benefit of affordable housing.

The business community, through the leadership of the Chamber of Commerce remains active in the affordable housing arena. Local employers are having difficulty recruiting and retaining their workforce due to the high housing cost in Collier County. The business community involvement helps in addressing the barriers to affordable housing and keeps the issue much more visible in the community.

The State of Florida expanded the program called Community Workforce Housing Innovation Pilot (CWHIP) in an effort to provide some funding to address the lack of affordable housing for essential service personnel including teachers, health care professionals and emergency service workers. A local developer presented a CWHIP proposal this past year however it did not get funded.

## **HOME/ American Dream Down Payment Initiative (ADDI)**

1. Assessment of Relationship of HOME Funds to Goals and Objectives
  - a. Evaluate progress made toward meeting goals for providing affordable housing using HOME funds, including the number and types of households served.
2. HOME Match Report
  - a. Use HOME Match Report HUD-40107-A to report on match contributions for the period covered by the Consolidated Plan program year.
3. HOME MBE and WBE Report
  - a. Use Part III of HUD Form 40107 to report contracts and subcontracts with Minority Business Enterprises (MBEs) and Women's Business Enterprises (WBEs).
4. Assessments
  - a. Detail results of on-site inspections of rental housing.
  - b. Describe the HOME jurisdiction's affirmative marketing actions.
  - c. Describe outreach to minority and women owned businesses.

Program Year 1 CAPER HOME/ADDI response:

### **Assessment of HOME Funds to Goals**

Collier County is making good progress in its efforts to expend HOME funds on eligible housing assistance activities.

- 28 owner occupied units have been completed with others in various stages of rehabilitation.
- Seven (7) very-low income participants have received Tenant Based Rental Assistance through the Collier County Housing Authority in 2006-2007.

### **2. Match Contributions**

HOME match for the single family rehabilitation in the amount of \$394,423.45. SHIP provided \$469,825.09 in rehabilitation assistance in 2006-2007 A partnership with a

local non-profit using a (Florida Department of Community Affairs Housing Preservation Grant of \$78,785 to layer with the SHIP or HOME funds.

### **3. Report of MBE and WBE**

No HOME contracts for new housing construction were entered into this reporting period. Future housing construction will encourage the use of MBE's and WBE's.

#### **4. a. Rental Housing**

No rental housing units were constructed or rehabbed with HOME funds. However, all rental housing units that receive HOME assistance will have to meet the requirements of Housing Quality Standards (HQS). Inspections are conducted on all rental units prior to participation in the TBRA program. All TBRA units must receive a grade of 'pass' in order to be considered for TBRA assistance.

#### **b. HOME Affirmative Marketing Actions**

The County will continue to work with its non-profit housing providers to expand the supply of affordable housing via our homeownership and housing rehabilitation programs. Utilizing multiple venues like non-profit organizations, churches and places of worship, civic organizations, bilingual advertisements, radio announcements and newspaper stories, our program information is distributed to ensure that all income eligible individuals and families are aware of the opportunities available to them.

#### **c. Outreach to Minority and Women Owned Business**

Collier County will continue to promote participation by businesses owned by minorities, women and disabled persons. Efforts will be made in future construction projects to facilitate the hiring of minority and women owned businesses. These efforts may include solicitations and outreach through the nonprofit developers, the County's Purchasing Department, the NAACP, various Chambers of Commerce, Women's Business Council and other appropriate organizations.

---

**Tab 5 - HOMELESS**

---

## HOMELESS

### Homeless Needs

\*Please also refer to the Homeless Needs Table in the Needs.xls workbook.

1. Identify actions taken to address needs of homeless persons.
2. Identify actions to help homeless persons make the transition to permanent housing and independent living.
3. Identify new Federal resources obtained from Homeless SuperNOFA.

Program Year 1 CAPER Homeless Needs response:

#### Actions Taken

\$102,154 was secured for Homeless Management Information System (HMIS) to support future participation and inclusion into the HMIS system to improve the sharing of data to effectively reduce and eliminate homelessness, streamline resources and to improve the overall continuum of care within Collier County. Housing and Human Services Department staff was also very active in the annual Home Point in Time count conducted in January 2007 as well as the "Get Help Clinic" which offered vision, medical, hearing, dental and psychiatric services, as well as flu shots, haircuts and HIV education.

Collier County has continued its role as Lead Agency for the Continuum of Care (CoC) to further assist the homeless and at-risk of homelessness population to become self-sufficient and attain transitional and permanent housing. The CoC application process in 2006 secured less than \$36,000 for homeless activities. The 2007 CoC application has been submitted with a request for \$443,645.

#### Actions on Transitioning

- In 2006, ESG funds were used towards emergency shelter operations for 150 homeless persons.
- CoC/SHPR funds were used for operating and supportive services for 12 permanent supportive housing beds.
- CoC/SHP, CDBG and private funds were used for the construction of transitional beds for 9 to 12 homeless persons.
- CoC/SHPR funds were used for HMIS expansion and operating.
- Collier County has submitted a 2007 State Challenge Grant application to support the Shelter for Abused Women and Children. A portion of the grant request of \$35,000 will be used to pay for relocation expenses of homeless women and children, victims of domestic violence moving from the Shelter for Abused Women and Children into permanent housing. In particular, women and children participating in emergency shelter program and/or the transitional living program who are ready to be self-sufficient and need assistance to complete their transition of starting a new life free from violence. Moving expenses such as rent and utility deposits, utility bills and other items to start their new life are costly and continue to rise. The shelter anticipates this funding will assist approximately 14 adult victims of domestic violence and their children (approximately 28) to relocate into permanent housing during this grant period. Without such a program, these women and

children are bound to fail and become repeat victims of violence and remain at risk for homelessness.

### **Federal Resources from SuperNOFA**

1. SHP grant #FL14B60-6003: \$35,816 Shelter for Abused Women & Children

### **Specific Homeless Prevention Elements**

1. Identify actions taken to prevent homelessness.

Program Year 1 CAPER Specific Housing Prevention Elements response:  
Homeless issues are being addressed through its partnership with the Collier County Hunger & Homeless Coalition and the provision of CDBG funds for HMIS. Social service agencies in Collier County continue to provide direct homeless prevention activities. Housing and Human Services staff has provided extensive technical assistance to the social service agencies involved in the Continuum of Care (CoC) process and has been the 'lead agency' for the CoC since 2003. HHS has applied for 2007 CoC funding in the amount of \$443,645 to support two renewal projects: a transitional housing renewal project for the Shelter for Abused Women and Children and HMIS renewal.

### **Emergency Shelter Grants (ESG)**

1. Identify actions to address emergency shelter and transitional housing needs of homeless individuals and families (including significant subpopulations such as those living on the streets).
2. Assessment of Relationship of ESG Funds to Goals and Objectives
  - a. Evaluate progress made in using ESG funds to address homeless and homeless prevention needs, goals, and specific objectives established in the Consolidated Plan.
  - b. Detail how ESG projects are related to implementation of comprehensive homeless planning strategy, including the number and types of individuals and persons in households served with ESG funds.
3. Matching Resources
  - a. Provide specific sources and amounts of new funding used to meet match as required by 42 USC 11375(a)(1), including cash resources, grants, and staff salaries, as well as in-kind contributions such as the value of a building or lease, donated materials, or volunteer time.
4. State Method of Distribution
  - a. States must describe their method of distribution and how it rated and selected its local government agencies and private nonprofit organizations acting as subrecipients.
5. Activity and Beneficiary Data
  - a. Completion of attached Emergency Shelter Grant Program Performance Chart or other reports showing ESGP expenditures by type of activity. Also describe any problems in collecting, reporting, and evaluating the reliability of this information.

- b. Homeless Discharge Coordination
  - i. As part of the government developing and implementing a homeless discharge coordination policy, ESG homeless prevention funds may be used to assist very-low income individuals and families at risk of becoming homeless after being released from publicly funded institutions such as health care facilities, foster care or other youth facilities, or corrections institutions or programs.
- c. Explain how your government is instituting a homeless discharge coordination policy, and how ESG homeless prevention funds are being used in this effort.

Program Year 1 CAPER ESG response:

#### **Actions Taken to Address Shelters**

The actions taken to address emergency shelter and transitional housing needs of homeless individuals and families were to provide ESG funding originally to St. Matthew's House. Due to the lack of staffing, this organization fell behind in expending the funding. With HUD's permission, Collier County held an open application process for local shelters to compete for the 2005-2006 ESG funding, and the funding was awarded to the highest ranking shelter. The Shelter for Abused Women & Children Inc. was awarded the ESG funding in order to aid them with day to day operations of the facility. Helping this organization in this way has helped the shelter to remain open and available, enabling them to function, and work on the plans to open transitional housing for their clients.

#### **Progress on Using ESG Funds Towards Goals**

By providing ESG funding to the Shelter, our goal of providing affordable housing options for all citizens, including those in transition from homelessness or displacement due to domestic violence is being achieved. The Shelter is also building transitional housing for women and children.

#### **ESG Planning Process**

All three eligible shelters are active participants in Collier County's Continuum of Care process. Through the Continuum of Care (CoC) the community has begun to develop a comprehensive homeless strategy as outlined in the CoC Exhibit 1. Partnerships have been formed through the CoC in order to assist individuals and families move from homelessness to self-sufficiency and access mainstream resources, as well as local social services, educational facilities, job training and other services.

Immokalee Friendship House has bed capacity to serve 40 individuals. Friendship House typically provides emergency shelter to intact families with children as well as single men. St. Matthew's House can accommodate 121 individuals and families at its two locations. The Shelter for Abused Women and Children received ESG funding in 2006-2007, and they have emergency shelter capability for 40 women and children.

#### **Matching Funds**

The Shelter for Abused Women & Children has provided dollar for dollar match funding for ESG with revenue from their thrift shop called "Options."

#### **Method of Distribution**

The method used to distribute ESG funding is by awarding it to one of the three shelters each cycle. This allows one full year of funding for each shelter, which in



turn allows the organizations to be aware of when their turn is in the cycle. This method also provides a large amount of funding to be able to complete a large project, or pay for day-to-day operations. Each organization agreed to this method, the first recipient was Immokalee Friendship House, then St. Matthews House, and finally The Shelter for Abused Women & Children, this cycle is repeated once new funding is received.

### **Homeless Discharge Planning**

No ESG funds are proposed to be used for discharge coordination. The Collier County Hunger & Homeless Coalition and HHS, as Lead Agency, are coordinating with a number of local institutions including the Collier County Sheriff's Office, local hospitals, foster care programs and others to address discharge planning. This topic is also is addressed in Exhibit 1 of the CoC. As future discharge planning and policies are developed, qualifying agencies may choose to use ESG funds for this purpose.

---

**Tab 6 - COMMUNITY DEVELOPMENT**

---

## COMMUNITY DEVELOPMENT

### Community Development

\*Please also refer to the Community Development Table in the Needs.xls workbook.

1. Assessment of Relationship of CDBG Funds to Goals and Objectives
  - a. Assess use of CDBG funds in relation to the priorities, needs, goals, and specific objectives in the Consolidated Plan, particularly the highest priority activities.
  - b. Evaluate progress made toward meeting goals for providing affordable housing using CDBG funds, including the number and types of households served.
  - c. Indicate the extent to which CDBG funds were used for activities that benefited extremely low-income, low-income, and moderate-income persons.
2. Changes in Program Objectives
  - a. Identify the nature of and the reasons for any changes in program objectives and how the jurisdiction would change its program as a result of its experiences.
3. Assessment of Efforts in Carrying Out Planned Actions
  - a. Indicate how grantee pursued all resources indicated in the Consolidated Plan.
  - b. Indicate how grantee provided certifications of consistency in a fair and impartial manner.
  - c. Indicate how grantee did not hinder Consolidated Plan implementation by action or willful inaction.
4. For Funds Not Used for National Objectives
  - a. Indicate how use of CDBG funds did not meet national objectives.
  - b. Indicate how did not comply with overall benefit certification.
5. Anti-displacement and Relocation – for activities that involve acquisition, rehabilitation or demolition of occupied real property
  - a. Describe steps actually taken to minimize the amount of displacement resulting from the CDBG-assisted activities.
  - b. Describe steps taken to identify households, businesses, farms or nonprofit organizations who occupied properties subject to the Uniform Relocation Act or Section 104(d) of the Housing and Community Development Act of 1974, as amended, and whether or not they were displaced, and the nature of their needs and preferences.
  - c. Describe steps taken to ensure the timely issuance of information notices to displaced households, businesses, farms, or nonprofit organizations.
6. Low/Mod Job Activities – for economic development activities undertaken where jobs were made available but not taken by low- or moderate-income persons
  - a. Describe actions taken by grantee and businesses to ensure first consideration was or will be given to low/mod persons.
  - b. List by job title of all the permanent jobs created/retained and those that were made available to low/mod persons.

- c. If any of jobs claimed as being available to low/mod persons require special skill, work experience, or education, provide a description of steps being taken or that will be taken to provide such skills, experience, or education.
7. Low/Mod Limited Clientele Activities – for activities not falling within one of the categories of presumed limited clientele low and moderate income benefit
  - a. Describe how the nature, location, or other information demonstrates the activities benefit a limited clientele at least 51% of whom are low- and moderate-income.
8. Program income received
  - a. Detail the amount of program income reported that was returned to each individual revolving fund, e.g., housing rehabilitation, economic development, or other type of revolving fund.
  - b. Detail the amount repaid on each float-funded activity.
  - c. Detail all other loan repayments broken down by the categories of housing rehabilitation, economic development, or other.
  - d. Detail the amount of income received from the sale of property by parcel.
9. Prior period adjustments – where reimbursement was made this reporting period for expenditures (made in previous reporting periods) that have been disallowed, provide the following information:
  - a. The activity name and number as shown in IDIS;
  - b. The program year(s) in which the expenditure(s) for the disallowed activity(ies) was reported;
  - c. The amount returned to line-of-credit or program account; and
  - d. Total amount to be reimbursed and the time period over which the reimbursement is to be made, if the reimbursement is made with multi-year payments.
10. Loans and other receivables
  - a. List the principal balance for each float-funded activity outstanding as of the end of the reporting period and the date(s) by which the funds are expected to be received.
  - b. List the total number of other loans outstanding and the principal balance owed as of the end of the reporting period.
  - c. List separately the total number of outstanding loans that are deferred or forgivable, the principal balance owed as of the end of the reporting period, and the terms of the deferral or forgiveness.
  - d. Detail the total number and amount of loans made with CDBG funds that have gone into default and for which the balance was forgiven or written off during the reporting period.
  - e. Provide a List of the parcels of property owned by the grantee or its subrecipients that have been acquired or improved using CDBG funds and that are available for sale as of the end of the reporting period.
11. Lump sum agreements
  - a. Provide the name of the financial institution.
  - b. Provide the date the funds were deposited.
  - c. Provide the date the use of funds commenced.
  - d. Provide the percentage of funds disbursed within 180 days of deposit in the institution.

12. Housing Rehabilitation – for each type of rehabilitation program for which projects/units were reported as completed during the program year
  - a. Identify the type of program and number of projects/units completed for each program.
  - b. Provide the total CDBG funds involved in the program.
  - c. Detail other public and private funds involved in the project.
  
13. Neighborhood Revitalization Strategies – for grantees that have HUD-approved neighborhood revitalization strategies
  - a. Describe progress against benchmarks for the program year. For grantees with Federally-designated EZs or ECs that received HUD approval for a neighborhood revitalization strategy, reports that are required as part of the EZ/EC process shall suffice for purposes of reporting progress.

Program Year 1 CAPER Community Development response:

**Assessment of CDBG Funds to Goals**

**Goal:** Increase the availability of affordable owner-occupied housing

**Accomplishment:** Through the support for the provision of affordable owner - occupied housing through the completion of installation of infrastructure and land acquisition in the Liberty Landings project, efforts to increase affordable housing opportunities continue.

**Goal:** Increase the number of homeless persons moving into permanent housing.

**Accomplishment:** Due to numerous delays in the permitting, traffic concurrency and site development, the transition of homeless persons into permanent housing project by the Shelter for Abused Women and Children has been delayed. Once those items are addressed the project should be completed.

**Goal:** Improve the quality of neighborhood facilities for low income persons.

**Accomplishment:** The quality of the neighborhoods was improved by the completion of resurfacing alleys, landscaping and park improvements by the City of Naples.

**Goal:** Improve the quality of affordable rental housing.

**Accomplishment:** The completion of re-roofing of the rental housing project ensures the continued provision of decent, sanitary affordable rental housing for low-income households.

**Activities by Income**

100% of CDBG funds expended benefited very-low, low & moderate-income persons. The majority of the CDBG funded activities took place in low-income census tracts including Census Tract 7 and 107.01 in the urban area and 112.04, 112.05 and 113 in rural Immokalee and tract 111.02 that includes the rural village of Copeland. A map showing the locations of HUD funded activities is located under the tab Project Location Map.

**Changes in Program Objectives**

Collier County adopted a new Five-Year Consolidated Plan in April 2006. New goals and objectives were identified based upon community need. However, the county's primary focus in the 2006-2010 plan will continue to be affordable housing initiatives.

**Pursued Resources**

- Continued partnership with State SHIP funds to leverage Federal funding;
- Asked subrecipients to identify some match for their funding request even if match is not required by regulation (i.e. CDBG vs. HOME).; and
- Staff continued to explore the development of alternative programs, incentives and other methods to address the need for more affordable housing in the community.

**Certifications of Consistency**

The staff reviewed the proposed activity against the 2006-2010 Consolidated Plan for consistency. Staff then provided their recommendations on consistency to management. Management confirmed consistency for the written certification.

**No Hindering of Implementation**

The goals and objectives in the 5 year Consolidated Plan and the One Year Action Plan are communicated through an open, public process at multiple levels including the Affordable Housing Commission, Board of County Commission public meetings, neighborhood and civic association meetings, service organizations and church functions. Other efforts are made to obtain public input and determine funding priorities and future goals. The Consolidated Plan and One Year Action Plan are available to the public on the County's website and in local libraries.

**Funds Not Used for National Objective**

All funds used meet the national objectives.

**Non-Compliance with Benefit Certification**

All funds benefited very low and low income residents and neighborhoods.

**Anti-displacement and Relocation**

Each potential acquisition, rehabilitation and/or demolition is reviewed on a case-by-case basis to determine which aspects of URA apply. None of the acquisition or rehabilitation activities resulted in any displacement or relocation. All required URA letters and documentation are placed in project files.

**Section 104**

Each activity is thoroughly reviewed to determine if any relocation or displacement could occur. In FY 2006-2007, no relocation or displacement occurred.

**Timeliness of Notices**

No displacement occurred.

**Low/Mod Jobs**

No new jobs were created in 2006-2007. HHS worked with local businesses; unfortunately, no new jobs were created locally with the assistance of CDBG funds

**Actions to be taken to ensure first consideration was given to low/mod persons include:** income qualification, newspaper ads in English and Spanish, affirmative marketing- media coverage in English and Spanish; outreach through social service providers, educators and others for potential job candidates.

**List By Job - N/A**

**Low/Mod Client Activities**

Individual/household annual anticipated gross income qualification would be documented and analyzed using HUD income guidelines. All Collier County CDBG activities benefit low-mod income households.

**Providing Skills/Education - N/A**

**Program income Returned - N/A**

**Amount Repaid - N/A**

**Loan Repayments**

\$8,065 was received from our housing rehabilitation strategy during the fiscal year of 2006-2007.

**Income Received from Sale of Property - N/A**

**Prior Period Adjustments - None**

**Loans and Other Receivables - None**

**Lump Sum agreements - None**

**Housing Rehab**

a. The majority of single family housing rehabilitation is conducted using HOME and SHIP. In 2006-2007, the County funded a multifamily rental rehabilitation activity for Sanders Pines Apartments which is a low-income, farm worker family complex of 40 units in Immokalee. In 2006-2007 the CDBG rehab recipients included the following single family and multifamily households:

- Elderly-12 household
- Special needs-3
- Owner occupied -19 HOME  
9 CDBG
- Farmworkers- 74 units

b. CDBG funds utilized for single family rehab in 9 projects \$128,589.75

**Neighborhood Revitalization**

None at this time.

**Antipoverty Strategy**

1. Describe actions taken during the last year to reduce the number of persons living below the poverty level.

Program Year 1 CAPER Antipoverty Strategy response:

Most activities undertaken by Collier County with its entitlement funds are efforts to improve the quality of life for those living at or near poverty. Collier County has four (4) initiatives designed to reduce unemployment and increase economic opportunities for its poverty level residents.

**First**, through its partnership with the Economic Development Council, the County has an ongoing economic development program. This plan is designed to both attract

new businesses to the County and to help existing businesses expand. One of the goals of this public/private partnership is to increase the number of high wage paying new jobs.

**Second**, as an important component of this economic development effort, is the County and Economic Development Council's partnership with Florida Gulf Coast University's Small Business Development Center (SBDC) which teaches potential business owners how to successfully start a new company. An additional partnership includes the customized job training programs provided by Collier County Public School's Lorenzo Walker Institute of Technology (LWIT) that train low income residents (most of whom are unemployed or underemployed) to take specific jobs at new or expanding programs.

**Third**, the County, through its CDBG program, funds economic development initiatives designed to create jobs for the County's low-income residents.

**Fourth**, the County has two community redevelopment areas (CRA), the Gateway/Bayshore CRA and the Immokalee CRA, where it is actively seeking to redevelop these older communities. A third CRA is located within the City of Naples.

Collectively, these efforts represent a realistic countywide antipoverty strategy.



---

**Tab 7 – NON-HOMELESS SPECIAL NEEDS**

---

## NON-HOMELESS SPECIAL NEEDS

### Non-homeless Special Needs

\*Please also refer to the Non-homeless Special Needs Table in the Needs.xls workbook.

1. Identify actions taken to address special needs of persons that are not homeless but require supportive housing, (including persons with HIV/AIDS and their families).

Program Year 1 CAPER Non-homeless Special Needs response:

The County's Department of Housing and Human Services provides financial assistance and coordination with a variety of agencies to families and individuals at risk of becoming homeless. Staff encourage local agencies to refer families to the State of Florida Emergency Financial Assistance for Housing Program (EFAHP) which provides up to \$400 in emergency housing assistance for families with children who are at risk of homelessness.

The City of Fort Myers no longer serves as the regional HOPWA. The Collier County Health Department, through the State of Florida, provides HOPWA services for AIDS/HIV residents of Collier County. The County supports this program.

The County will continue to support the provision of supportive housing for persons with special needs on a countywide basis. In 2006-2007, HHS provided rehabilitation for 3 special needs families and 12 elderly households. In addition, we are providing funding for the infrastructure for 4 special needs units within the 55 unit Eden Gardens development.

HOME Tenant Based Rental Assistance (TBRA) funds are provided to the Collier County Housing Authority to assist homeless, at-risk of homelessness and special needs populations. Staff coordinates with organizations such as Sunrise, Friends of the Developmentally Disabled (FODD), David Lawrence Center (DLC), National Alliance for the Mentally Ill (NAMI), Goodwill and others to identify needs of this particular population.

### Specific HOPWA Objectives

\*Please also refer to the HOPWA Table in the Needs.xls workbook.

1. Overall Assessment of Relationship of HOPWA Funds to Goals and Objectives  
Grantees should demonstrate through the CAPER and related IDIS reports the progress they are making at accomplishing identified goals and objectives with HOPWA funding. Grantees should demonstrate:
  - a. That progress is being made toward meeting the HOPWA goal for providing affordable housing using HOPWA funds and other resources for persons with HIV/AIDS and their families through a comprehensive community plan;
  - b. That community-wide HIV/AIDS housing strategies are meeting HUD's national goal of increasing the availability of decent, safe, and affordable housing for low-income persons living with HIV/AIDS;

- c. That community partnerships between State and local governments and community-based non-profits are creating models and innovative strategies to serve the housing and related supportive service needs of persons living with HIV/AIDS and their families;
  - d. That through community-wide strategies Federal, State, local, and other resources are matched with HOPWA funding to create comprehensive housing strategies;
  - e. That community strategies produce and support actual units of housing for persons living with HIV/AIDS; and finally,
  - f. That community strategies identify and supply related supportive services in conjunction with housing to ensure the needs of persons living with HIV/AIDS and their families are met.
2. This should be accomplished by providing an executive summary (1-5 pages) that includes:
- a. Grantee Narrative
    - i. Grantee and Community Overview
      - (1) A brief description of your organization, the area of service, the name of each project sponsor and a broad overview of the range/type of housing activities and related services
      - (2) How grant management oversight of project sponsor activities is conducted and how project sponsors are selected
      - (3) A description of the local jurisdiction, its need, and the estimated number of persons living with HIV/AIDS
      - (4) A brief description of the planning and public consultations involved in the use of HOPWA funds including reference to any appropriate planning document or advisory body
      - (5) What other resources were used in conjunction with HOPWA funded activities, including cash resources and in-kind contributions, such as the value of services or materials provided by volunteers or by other individuals or organizations
      - (6) Collaborative efforts with related programs including coordination and planning with clients, advocates, Ryan White CARE Act planning bodies, AIDS Drug Assistance Programs, homeless assistance programs, or other efforts that assist persons living with HIV/AIDS and their families.
    - ii. Project Accomplishment Overview
      - (1) A brief summary of all housing activities broken down by three types: emergency or short-term rent, mortgage or utility payments to prevent homelessness; rental assistance; facility based housing, including development cost, operating cost for those facilities and community residences
      - (2) The number of units of housing which have been created through acquisition, rehabilitation, or new construction since 1993 with any HOPWA funds
      - (3) A brief description of any unique supportive service or other service delivery models or efforts
      - (4) Any other accomplishments recognized in your community due to the use of HOPWA funds, including any projects in developmental stages that are not operational.
    - iii. Barriers or Trends Overview

- (1) Describe any barriers encountered, actions in response to barriers, and recommendations for program improvement
  - (2) Trends you expect your community to face in meeting the needs of persons with HIV/AIDS, and
  - (3) Any other information you feel may be important as you look at providing services to persons with HIV/AIDS in the next 5-10 years
- b. Accomplishment Data
- i. Completion of CAPER Performance Chart 1 of Actual Performance in the provision of housing (Table II-1 to be submitted with CAPER).
  - ii. Completion of CAPER Performance Chart 2 of Comparison to Planned Housing Actions (Table II-2 to be submitted with CAPER).

**Program Year 1 CAPER Specific HOPWA Objectives response:**

The Collier County Health Department, through the State of Florida, provides HOPWA services for AIDS/HIV residents of Collier County. The County supports this program.

---

**Tab 8 - FINANCIAL REPORTS**

---

---

**CAPER FY 2006-2007  
COLLIER COUNTY, FLORIDA**

---

**CDBG ACTIVITY SUMMARY REPORT (GPR) (IDIS C04PR03)**

---

---

**CAPER FY 2006-2007**

**COLLIER COUNTY, FLORIDA**

U.S. DEPARTMENT OF HOUSING AND URBAN DEVELOPMENT  
 OFFICE OF COMMUNITY PLANNING AND DEVELOPMENT  
 INTEGRATED DISBURSEMENT AND INFORMATION SYSTEM  
 CDBG ACTIVITY SUMMARY REPORT (GPR) FOR PROGRAM YEAR 2006  
 07-01-2006 TO 06-30-2007  
 COLLIER COUNTY, FL

PGM YEAR: 2001  
 PROJECT: 0007 - IMMOKALEE VILLAGE INFRASTRUCTURE  
 ACTIVITY: 14 - IMMOKALEE VILLAGE INFRASTRUCTURE  
 STATUS: UNDERWAY  
 LOCATION: ROSE AVENUE AND ATLANTIC COASTLINE RAILROADS  
 IMMOKALEE, FL 34142

OBJECTIVE: OBJECTIVE NOT SPECIFIED IN ACTIVITY PATH  
 OUTCOME: OUTCOME NOT SPECIFIED IN ACTIVITY PATH  
 MATRIX CODE: 03K REG CITATION: 570.201(C) NATIONAL OBJ: LMC

DESCRIPTION:

FUNDING PROVIDED TO COLLIER COUNTY HOUSING AUTHORITY FOR THECONSTRUCTION OF  
 PUBLIC ROADS & INSTALLATION OF WATER & SEWERLINES FOR A NEW HOUSING DEVELOPMENT  
 - MILAGRO PLACE.

|                             |            |         |           |
|-----------------------------|------------|---------|-----------|
| FINANCING:                  |            | TOTAL # | #HISPANIC |
| INITIAL FUNDING DATE:       | 12-14-01   | 0       | 0         |
| ACTIVITY ESTIMATE:          | 213,000.00 | 0       | 0         |
| FUNDED AMOUNT:              | 213,000.00 | 0       | 0         |
| UNLIQ OBLIGATIONS:          | 0.00       | 0       | 0         |
| DRAWN THRU PGM YR:          | 213,000.00 | 0       | 0         |
| DRAWN IN PGM YR:            | 0.00       | 0       | 0         |
| NUMBER OF PERSONS ASSISTED: |            |         |           |
| TOT EXTREMELY LOW:          | TOTAL      | 0       | 0         |
| TOT LOW:                    | 0          | 0       | 0         |
| TOT MOD:                    | 0          | 0       | 0         |
| TOT NON LOW MOD:            | 0          | 0       | 0         |
| TOTAL:                      | 0          | 0       | 0         |
| PERCENT LOW / MOD:          | 0.00       | 0       | 0         |
| TOTAL FEMALE HEADED:        | 0          | 0       | 0         |

|                          |                |                       |              |
|--------------------------|----------------|-----------------------|--------------|
| ACCOMPLISHMENTS BY YEAR: | PROPOSED UNITS | ACTUAL TYPE           | ACTUAL UNITS |
| REPORT YEAR              | 104            | 01 - PEOPLE (GENERAL) | 0            |
| 2001                     | 0              | 01 - PEOPLE (GENERAL) | 0            |
| 2002                     | 0              | 01 - PEOPLE (GENERAL) | 0            |
| 2003                     | 0              | 01 - PEOPLE (GENERAL) | 0            |
| 2004                     | 0              | 01 - PEOPLE (GENERAL) | 0            |
| 2005                     | 0              | 01 - PEOPLE (GENERAL) | 0            |
| 2006                     | 0              | 01 - PEOPLE (GENERAL) | 0            |
| TOTAL:                   | 104            | 01 - PEOPLE (GENERAL) | 0            |

ACCOMPLISHMENT NARRATIVE: \*\*\*\*\*

EXTENDED ACTIVITY NARRATIVE: \*\*\*\*\*

PGM YEAR: 2002  
 PROJECT: 0006 - AFFORDABLE HOUSING - SITE DEVELOPMENT  
 ACTIVITY: 24 - AFFORDABLE HOUSING - SITE DEVELOPMENT  
 STATUS: UNDERWAY  
 LOCATION: ROSE AVENUE  
 IMMOKALEE, FL 34142  
 FINANCING: INITIAL FUNDING DATE: 09-26-02  
 ACTIVITY ESTIMATE: 239,550.00  
 FUNDED AMOUNT: 239,550.00  
 UNLIQ OBLIGATIONS: 0.00  
 DRAWN THRU PGM YR: 239,550.00  
 DRAWN IN PGM YR: 0.00

OBJECTIVE: PROVIDE DECENT AFFORDABLE HOUSING  
 OUTCOME: AFFORDABILITY  
 MATRIX CODE: 12 REG CITATION: 570.208(A)(3) NATIONAL OBJ: LMH

DESCRIPTION:  
 SITE PREPARATION FOR APPROXIMATELY 26 AFFORDABLE HOMESITES.

|   |         |           |
|---|---------|-----------|
| WHITE:  | TOTAL # | #HISPANIC |
| BLACK/AFRICAN AMERICAN:                             | 9       | 9         |
| ASIAN:  | 4       | 0         |
| AMERICAN INDIAN/ALASKAN NATIVE:                     | 0       | 0         |
| NATIVE HAWAIIAN/OTHER PACIFIC ISLANDER:             | 0       | 0         |
| AMERICAN INDIAN/ALASKAN NATIVE & WHITE:             | 0       | 0         |
| ASIAN & WHITE:                                      | 0       | 0         |
| BLACK/AFRICAN AMERICAN & WHITE:                     | 0       | 0         |
| TOTAL AM. INDIAN/ALASKAN NATIVE & BLACK/AFRICAN AM: | 0       | 0         |
| OTHER MULTI-RACIAL:                                 | 0       | 0         |
| ASIAN/PACIFIC ISLANDER:                             | 0       | 0         |
| HISPANIC:   | 0       | 0         |
| TOTAL:  | 13      | 9         |

|                                |        |        |
|--------------------------------|--------|--------|
| NUMBER OF HOUSEHOLDS ASSISTED: | OWNER  | RENTER |
| TOT EXTREMELY LOW:             | 0      | 0      |
| TOT LOW:                       | 6      | 0      |
| TOT MOD:                       | 0      | 0      |
| TOT NON LOW MOD:               | 0      | 0      |
| TOTAL:                         | 6      | 0      |
| PERCENT LOW / MOD:             | 100.00 | 0.00   |

TOTAL FEMALE HEADED: 5

ACCOMPLISHMENTS BY YEAR:

|             |                    |                |                    |              |
|-------------|--------------------|----------------|--------------------|--------------|
| REPORT YEAR | PROPOSED TYPE      | PROPOSED UNITS | ACTUAL TYPE        | ACTUAL UNITS |
| 2002        | 10 - HOUSING UNITS | 26             | 10 - HOUSING UNITS | 0            |
| 2003        | 10 - HOUSING UNITS | 26             | 10 - HOUSING UNITS | 0            |
| 2004        | 10 - HOUSING UNITS | 26             | 10 - HOUSING UNITS | 0            |
| 2005        | 10 - HOUSING UNITS | 26             | 10 - HOUSING UNITS | 7            |
| 2006        | 10 - HOUSING UNITS | 0              | 10 - HOUSING UNITS | 0            |
| TOTAL:      |                    | 104            |                    | 7            |



ACCOMPLISHMENT NARRATIVE:

\*\*\*\*\*

EXTENDED ACTIVITY NARRATIVE: 07-31-06 THE FIRST SEVEN (7) HOMES ARE FINISHED AND SIX ARE OCCUPIED. WORKED WITH A FAMILY TO PURCHASE THE LAST FINISHED HOME. THEY HAVE BEEN APPROVED BY USDA AND HOME AND THE SHIP APPLICATION WAS RECENTLY SUBMITTED. THE NEXT SIX HOMES ARE STILL UNDER CONSTRUCTION. ALL HAVE ROOFS, SHINGLES, PAINT AND DRY-WALL AND WE HOPE TO CLOSE ON THE FIRST ONE IN THE NEXT SEVERAL MONTHS. - NM  
08-31-06 RECEIVED APPROVAL OF THE MASTER PERMITS FOR THE REMAINING 13 HOMES

THAT HAD TO BE RE-PERMITTED DUE TO CHANGES IN THE BUILDING CODE. WE CONTINUE TO HAVE A HIGH NUMBER OF CALLS AND INTEREST IN MILAGRO PLACE. WE ARE CURRENTLY SEEKING LAND FOR A PHASE II OF MILAGRO PLACE DUE TO THE INTEREST. - NM  
09-30-06 THE NEXT SIX (6) HOMES ARE COMPLETED. WE HAVE ONE CERTIFICATE OF OCCUPANCY AND SHOULD HAVE THE OTHER FIVE (5) WITHIN THE NEXT MONTH. WE WILL CLOSE ON THOSE HOMES IN OCTOBER AND NOVEMBER, 2006. - NM  
10-31-06 THE FIRST EIGHT (8) HOMES ARE FINISHED AND OCCUPIED; AND CONSTRUCTION HAS BEEN COMPLETED ON ANOTHER FIVE (5), WITH TWO SCHEDULED TO CLOSE THE WEEK OF NOVEMBER 13. WE ARE AWAITING FINAL APPROVALS FROM SHIP AND HOME ON THE OTHER THREE (3) UNITS AND SHOULD CLOSE THEM BY THE END OF NOVEMBER. WORK HAS STARTED ON THE NEXT SEVEN (7) UNITS. RECEIVED APPROVAL FROM FLORIDA HOUSING FINANCE CORP. TO INCREASE THE SALES PRICE AND AMOUNT OF HOME SUBSIDY ON THESE UNITS TO COMPENSATE FOR THE INCREASE IN CONSTRUCTION PRICES DUE TO A NEW CONTRACTOR. THE SALES PRICE WILL GO TO APPROXIMATELY \$195,000 WITH HOME SUBSIDY INCREASING TO \$59,000 PER UNIT. WITH THE INCREASE IN HOME FUNDING, WE STILL HOPE TO SERVE THE NEXT FAMILIES OF OUR WAITING LIST. - NM  
11-30-06 WE CONTINUE TO HAVE A HIGH NUMBER OF CALLS AND INTEREST IN MILAGRO PLACE. WE RECENTLY PURCHASED A FIVE ACRE PARCEL AND HAVE STARTED ENGINEERING AND PLATTING WORK FOR THAT SITE AND HOPE TO SERVE SOME OF THE FAMILIES ON OUR MILAGRO PLACE WAITING LIST AT THE NEW SITE. - NM  
12-31-06 WE NOW HAVE 12 HOMES COMPLETED & OCCUPIED. ONE ADDITIONAL HOME IS COMPLETED AND WE HOPE TO CLOSE ON IT IN JANUARY. - NM  
01-31-07 THIRTEEN (13) HOMES COMPLETED AND OCCUPIED WITH THE LAST ONE CLOSING FEB. 8TH. WORK ON THE NEXT SEVEN UNITS HAS STARTED, FIVE OF WHICH HAVE CONCRETE WALLS & ONE HAS TRUSSES & PLYWOOD. THE SLABS FOR THE OTHER TWO HAVE BEEN POURED & WALLS WILL BE PUT UP ON THOSE SHORTLY. WE ARE ANTICIPATING COMPLETION OF THESE SEVEN UNITS WITHIN 8 TO 9 MONTHS. DUE TO THE RECENT CHANGE IN THE BUILDING CODES A NEW MASTER PERMIT WAS ACQUIRED. - NM  
02-28-07 WORK IS PROGRESSING WELL ON THE CONSTRUCTION OF SEVEN (7) HOMES. - NM  
04-30-07 SUBMITTED FIVE (5) OF THE FINAL SIX (6) IMPACT FEE DEFERRAL APPLICATIONS FOR LAST SIX (6) UNITS. THE BUILDING PERMITS HAVE BEEN SUBMITTED & APPROVED. - NM

PGM YEAR: 2003  
 PROJECT: 0001 - LAND ACQUISITION  
 ACTIVITY: 70 - LAND ACQUISITION  
 STATUS: UNDERWAY  
 LOCATION:  
 705 BREEZEWOOD DRIVE  
 IMMOKALEE, FL 34142  
 FINANCING:  
 INITIAL FUNDING DATE: 08-22-03  
 ACTIVITY ESTIMATE: 350,000.00

OBJECTIVE: OBJECTIVE NOT SPECIFIED IN ACTIVITY PATH  
 OUTCOME: OUTCOME NOT SPECIFIED IN ACTIVITY PATH  
 MATRIX CODE: 01 REG CITATION: 570.201(A) NATIONAL OBJ: LMH

DESCRIPTION:  
 APPRAISAL AND CERTIFIED INSPECTION OF HOUSE IN IMMOKALEE

|   |         |           |
|---|---------|-----------|
| WHITE:  | TOTAL # | #HISPANIC |
| BLACK/AFRICAN AMERICAN:                       | 0       | 0         |
| ASIAN:  | 0       | 0         |
| AMERICAN INDIAN/ALASKAN NATIVE:               | 0       | 0         |
| NATIVE HAWAIIAN/OTHER PACIFIC ISLANDER:       | 0       | 0         |
| AMERICAN INDIAN/ALASKAN NATIVE & WHITE:       | 0       | 0         |
| ASIAN & WHITE:                                | 0       | 0         |
| BLACK/AFRICAN AMERICAN & WHITE:               | 0       | 0         |
| AM. INDIAN/ALASKAN NATIVE & BLACK/AFRICAN AM: | 0       | 0         |
| OTHER MULTI-RACIAL:                           | 0       | 0         |

TOTAL: 0 0

NUMBER OF HOUSEHOLDS ASSISTED:  
 TOT EXTREMELY LOW: 0  
 TOT LOW: 0  
 TOT MOD: 0  
 TOT NON LOW MOD: 0  
 TOTAL: 0  
 PERCENT LOW / MOD: 0.00  
 TOTAL FEMALE HEADED: 0

| REPORT YEAR | PROPOSED TYPE      | PROPOSED UNITS | ACTUAL TYPE        | ACTUAL UNITS |
|-------------|--------------------|----------------|--------------------|--------------|
| 2003        | 10 - HOUSING UNITS | 1              | 10 - HOUSING UNITS | 0            |
| 2004        | 10 - HOUSING UNITS | 0              | 10 - HOUSING UNITS | 0            |
| 2005        | 10 - HOUSING UNITS | 0              | 10 - HOUSING UNITS | 0            |
| 2006        | 10 - HOUSING UNITS | 0              | 10 - HOUSING UNITS | 0            |
| TOTAL:      |                    | 1              |                    | 0            |

ACCOMPLISHMENTS BY YEAR:  
 ACCOMPLISHMENT NARRATIVE: \*\*\*\*\*  
 EXTENDED ACTIVITY NARRATIVE: \*\*\*\*\*

PGM YEAR: 2003  
 PROJECT: 0012 - PROGRAM PLANNING & ADMINISTRATION  
 ACTIVITY: 74 - PROGRAM PLANNING & ADMINISTRATION  
 STATUS: UNDERWAY  
 LOCATION: 2800 N HORSESHOE DRIVE,  
 NAPLES, FL 34104  
 FINANCING: INITIAL FUNDING DATE: 09-02-03  
 ACTIVITY ESTIMATE: 473,000.00  
 FUNDED AMOUNT: 413,767.04  
 UNLIQ OBLIGATIONS: 0.00  
 DRAWN THRU PGM YR: 407,483.51  
 DRAWN IN PGM YR: 0.01

OBJECTIVE: OBJECTIVE/OUTCOME NOT NECESSARY  
 OUTCOME: FOR PLANNING/ADMIN ACTIVITIES  
 MATRIX CODE: 21A REG CITATION: 570.206 NATIONAL OBJ:  
 DESCRIPTION: PLANNING AND IMPLEMENTATION

| DESCRIPTION                                   | TOTAL # | #HISPANIC |
|---|---------|-----------|
| WHITE:  | 0       | 0         |
| BLACK/AFRICAN AMERICAN:                       | 0       | 0         |
| ASIAN:  | 0       | 0         |
| AMERICAN INDIAN/ALASKAN NATIVE:               | 0       | 0         |
| NATIVE HAWAIIAN/OTHER PACIFIC ISLANDER:       | 0       | 0         |
| AMERICAN INDIAN/ALASKAN NATIVE & WHITE:       | 0       | 0         |
| ASIAN & WHITE:                                | 0       | 0         |
| BLACK/AFRICAN AMERICAN & WHITE:               | 0       | 0         |
| AM. INDIAN/ALASKAN NATIVE & BLACK/AFRICAN AM: | 0       | 0         |
| OTHER MULTI-RACIAL:                           | 0       | 0         |
| TOTAL:  | 0       | 0         |

| DESCRIPTION          | TOTAL |
|----------------------|-------|
| TOT EXTREMELY LOW:   | 0     |
| TOT LOW:             | 0     |
| TOT MOD:             | 0     |
| TOT NON LOW MOD:     | 0     |
| TOTAL:               | 0     |
| PERCENT LOW / MOD:   | 0.00  |
| TOTAL FEMALE HEADED: | 0     |

| ACCOMPLISHMENTS BY YEAR: | PROPOSED UNITS | ACTUAL TYPE | ACTUAL UNITS |
|--------------------------|----------------|-------------|--------------|
| REPORT YEAR 2003         | 0              | 0           | 0            |
| TOTAL:                   | 0              | 0           | 0            |

ACCOMPLISHMENT NARRATIVE: \*\*\*\*\*  
 EXTENDED ACTIVITY NARRATIVE: \*\*\*\*\*

PGM YEAR: 2003  
 PROJECT: 0002 - HABITAT FOR HUMANITY - CHARLEE ESTATES  
 ACTIVITY: 75 - CHARLEE ESTATES - INFRASTRUCTURE SUPPORT  
 STATUS: UNDERWAY  
 LOCATION:  
 S OF 41 THREE MILES EAST OF SR 951  
 NAPLES, FL 34113

OBJECTIVE: OBJECTIVE NOT SPECIFIED IN ACTIVITY PATH  
 OUTCOME: OUTCOME NOT SPECIFIED IN ACTIVITY PATH  
 REG CITATION: 570.201(C) NATIONAL OBJ: LMH  
 MATRIX CODE: 03K

DESCRIPTION:  
 CONSTRUCTION OF PUBLIC ROADS & INSTALLATION OF WATER AND SEWER LINES TO  
 SUPPORT AFFORDABLE HOUSING DEVELOPMENT BY HABITAT FOR HUMANITY OF COLLIER  
 COUNTY, INC.

FINANCING:  
 INITIAL FUNDING DATE: 09-25-03  
 ACTIVITY ESTIMATE: 700,000.00  
 FUNDED AMOUNT: 700,000.00  
 UNLIQ OBLIGATIONS: 0.00  
 DRAWN THRU PGM YR: 700,000.00  
 DRAWN IN PGM YR: 0.00

NUMBER OF HOUSEHOLDS ASSISTED:  
 TOTAL 24  
 TOT EXTREMELY LOW: 24  
 TOT LOW: 32  
 TOT MOD: 10  
 TOT NON LOW MOD: 0  
 TOTAL: 66  
 PERCENT LOW / MOD: 100.00  
 TOTAL FEMALE HEADED: 19

ACCOMPLISHMENTS BY YEAR:  
 REPORT YEAR PROPOSED TYPE  
 2003 10 - HOUSING UNITS  
 2004 10 - HOUSING UNITS  
 2005 10 - HOUSING UNITS  
 2006 10 - HOUSING UNITS  
 TOTAL: 40

WHITE: 44  
 BLACK/AFRICAN AMERICAN: 22  
 ASIAN: 0  
 AMERICAN INDIAN/ALASKAN NATIVE: 0  
 NATIVE HAWAIIAN/OTHER PACIFIC ISLANDER: 0  
 AMERICAN INDIAN/ALASKAN NATIVE & WHITE: 0  
 ASIAN & WHITE: 0  
 BLACK/AFRICAN AMERICAN & WHITE: 0  
 AM. INDIAN/ALASKAN NATIVE & BLACK/AFRICAN AM: 0  
 OTHER MULTI-RACIAL: 0

TOTAL # 66  
 #HISPANIC 37

TOTAL: 66  
 TOTAL: 37

PROPOSED UNITS ACTUAL TYPE ACTUAL UNITS  
 70 10 - HOUSING UNITS 22  
 70 10 - HOUSING UNITS 44  
 0 10 - HOUSING UNITS 0  
 0 10 - HOUSING UNITS 0  
 140 66

ACCOMPLISHMENT NARRATIVE: \*\*\*\*\*  
 EXTENDED ACTIVITY NARRATIVE: \*\*\*\*\*

PGM YEAR: 2003  
 PROJECT: 0004 - PRESCRIPTION MEDICATION PROGRAM  
 ACTIVITY: 76 - PRESCRIPTION MEDICATION PROGRAM  
 STATUS: UNDERWAY  
 LOCATION: 3301 E. TAMiami TRAIL  
 BUILDING H  
 NAPLES, FL 34112  
 FINANCING: INITIAL FUNDING DATE: 11-19-03  
 ACTIVITY ESTIMATE: 141,502.02  
 FUNDED AMOUNT: 141,502.02  
 UNLIQ OBLIGATIONS: 0.00  
 DRAWN THRU PGM YR: 141,502.02  
 DRAWN IN PGM YR: 11,502.02

OBJECTIVE: OBJECTIVE NOT SPECIFIED IN ACTIVITY PATH  
 OUTCOME: OUTCOME NOT SPECIFIED IN ACTIVITY PATH  
 NATIONAL OBJ: LMC  
 MATRIX CODE: 05M  
 REG CITATION: 570.201(E)

DESCRIPTION: PROVIDE PRESCRIPTION MEDICATION ASSISTANCE TO 325 ADDITIONAL ELIGIBLE INDIGENT RESIDENTS IN COLLIER COUNTY.

WHITE: TOTAL # #HISPANIC  
 BLACK/AFRICAN AMERICAN: 527 157  
 ASIAN: 77 1  
 AMERICAN INDIAN/ALASKAN NATIVE: 0 0  
 NATIVE HAWAIIAN/OTHER PACIFIC ISLANDER: 0 0  
 AMERICAN INDIAN/ALASKAN NATIVE & WHITE: 0 0  
 ASIAN & WHITE: 0 0  
 BLACK/AFRICAN AMERICAN & WHITE: 0 0  
 AM. INDIAN/ALASKAN NATIVE & BLACK/AFRICAN AM: 0 0  
 OTHER MULTI-RACIAL: 0 0

TOTAL: 604 158

PROPOSED UNITS ACTUAL TYPE ACTUAL UNITS  
 325 01 - PEOPLE (GENERAL) 604  
 0 01 - PEOPLE (GENERAL) 0  
 0 01 - PEOPLE (GENERAL) 0  
 0 01 - PEOPLE (GENERAL) 0  
 325 01 - PEOPLE (GENERAL) 604

NUMBER OF PERSONS ASSISTED: TOTAL  
 TOT EXTREMELY LOW: 572  
 TOT LOW: 32  
 TOT MOD: 0  
 TOT NON LOW MOD: 0  
 TOTAL: 604  
 PERCENT LOW / MOD: 100.00  
 TOTAL FEMALE HEADED: 31

ACCOMPLISHMENTS BY YEAR:  
 REPORT YEAR PROPOSED TYPE  
 2003 01 - PEOPLE (GENERAL)  
 2004 01 - PEOPLE (GENERAL)  
 2005 01 - PEOPLE (GENERAL)  
 2006 01 - PEOPLE (GENERAL)  
 TOTAL:

ACCOMPLISHMENT NARRATIVE: \*\*\*\*\*  
 EXTENDED ACTIVITY NARRATIVE: \*\*\*\*\*

PGM YEAR: 2003  
 PROJECT: 0006 - EAST NAPLES COMMUNITY SENIOR CENTER  
 ACTIVITY: 78 - EAST NAPLES COMMUNITY SENIOR CENTER  
 STATUS: UNDERWAY  
 LOCATION: 1500 THOMASSON LANE  
 NAPLES, FL 34112

OBJECTIVE: OBJECTIVE NOT SPECIFIED IN ACTIVITY PATH  
 OUTCOME: OUTCOME NOT SPECIFIED IN ACTIVITY PATH  
 REG CITATION: 570.201(C) NATIONAL OBJ: LMC  
 MATRIX CODE: 03A

DESCRIPTION:  
 ASSIST THE COUNTY'S PARKS & RECREATION AND HUMAN SERVICES DEPARTMENTS IN  
 CONSTRUCTION OF PERMANENT HOME FOR SENIOR CONNECTIONS PROGRAM AT EN COMMUNITY  
 PARK-MULTI-YEAR PROJECT

FINANCING:  
 INITIAL FUNDING DATE: 11-19-03  
 ACTIVITY ESTIMATE: 593,003.00  
 FUNDED AMOUNT: 593,003.00  
 UNLIQ OBLIGATIONS: 0.00  
 DRAWN THRU PGM YR: 593,003.00  
 DRAWN IN PGM YR: 62,622.07

NUMBER OF PERSONS ASSISTED:  
 TOT EXTREMELY LOW: 0  
 TOT LOW: 0  
 TOT MOD: 0  
 TOT NON LOW MOD: 0  
 TOTAL: 0

TOTAL # 0  
 #HISPANIC 0  
 WHITE: 0  
 BLACK/AFRICAN AMERICAN: 0  
 ASIAN: 0  
 AMERICAN INDIAN/ALASKAN NATIVE: 0  
 NATIVE HAWAIIAN/OTHER PACIFIC ISLANDER: 0  
 AMERICAN INDIAN/ALASKAN NATIVE & WHITE: 0  
 ASIAN & WHITE: 0  
 BLACK/AFRICAN AMERICAN & WHITE: 0  
 AM. INDIAN/ALASKAN NATIVE & BLACK/AFRICAN AM: 0  
 OTHER MULTI-RACIAL: 0  
 TOTAL: 0

ACCOMPLISHMENTS BY YEAR:  
 REPORT YEAR PROPOSED TYPE ACTUAL TYPE  
 2003 11 - PUBLIC FACILITIES 1 11 - PUBLIC FACILITIES  
 2004 11 - PUBLIC FACILITIES 0 11 - PUBLIC FACILITIES  
 2005 11 - PUBLIC FACILITIES 0 11 - PUBLIC FACILITIES  
 2006 11 - PUBLIC FACILITIES 0 11 - PUBLIC FACILITIES  
 TOTAL: 1

ACTUAL UNITS  
 0  
 0  
 0  
 0  
 0

ACCOMPLISHMENT NARRATIVE: \*\*\*\*\*  
 EXTENDED ACTIVITY NARRATIVE: \*\*\*\*\*

PGM YEAR: 2003  
 PROJECT: 0011 - FAIR HOUSING - EDUCATION AND OUTREACH  
 ACTIVITY: 83 - FAIR HOUSING - EDUCATION & OUTREACH  
 STATUS: UNDERWAY  
 LOCATION: 2800 N. HORSESHOE DRIVE  
 NAPLES, FL 34104  
 FINANCING: 11-19-03  
 INITIAL FUNDING DATE: 2,334.00  
 ACTIVITY ESTIMATE: 2,334.00  
 FUNDED AMOUNT: 0.00  
 UNLIQ OBLIGATIONS: 2,299.00  
 DRAWN THRU PGM YR: 0.00  
 DRAWN IN PGM YR:

OBJECTIVE: OBJECTIVE/OUTCOME NOT NECESSARY  
 OUTCOME: FOR PLANNING/ADMIN ACTIVITIES  
 NATIONAL OBJ:

MATRIX CODE: 21D REG CITATION: 570.206

DESCRIPTION: EDUCATION AND OUTREACH TO FURTHER FAIR HOUSING.  
 WHITE: 0  
 BLACK/AFRICAN AMERICAN: 0  
 ASIAN: 0  
 AMERICAN INDIAN/ALASKAN NATIVE: 0  
 NATIVE HAWAIIAN/OTHER PACIFIC ISLANDER: 0  
 AMERICAN INDIAN/ALASKAN NATIVE & WHITE: 0  
 ASIAN & WHITE: 0  
 BLACK/AFRICAN AMERICAN & WHITE: 0  
 AM. INDIAN/ALASKAN NATIVE & BLACK/AFRICAN AM: 0  
 OTHER MULTI-RACIAL: 0

NUMBER OF ASSISTED: TOTAL 0  
 TOT EXTREMELY LOW: 0  
 TOT LOW: 0  
 TOT MOD: 0  
 TOT NON LOW MOD: 0  
 TOTAL: 0  
 PERCENT LOW / MOD: 0.00  
 TOTAL FEMALE HEADED: 0

ACCOMPLISHMENTS BY YEAR:  
 REPORT YEAR PROPOSED TYPE  
 2003 0  
 TOTAL: 0

PROPOSED UNITS 0  
 ACTUAL TYPE 0  
 ACTUAL UNITS 0

ACCOMPLISHMENT NARRATIVE: \*\*\*\*\*  
 EXTENDED ACTIVITY NARRATIVE: \*\*\*\*\*

PGM YEAR: 2003  
 PROJECT: 0003 - UNITED CHURCH HOMES - SENIOR RENTAL HSG.  
 ACTIVITY: 108 - IMMOKALEE SENIOR HSG - LAND ACQUISITION  
 STATUS: UNDERWAY  
 LOCATION: 11TH STREET N. & IMMOKALEE DRIVE  
 IMMOKALEE, FL 34142

FINANCING: INITIAL FUNDING DATE: 04-22-04  
 ACTIVITY ESTIMATE: 86,122.00  
 FUNDED AMOUNT: 86,122.00  
 UNLIQ OBLIGATIONS: 0.00  
 DRAWN THRU PGM YR: 0.00  
 DRAWN IN PGM YR: 0.00

DESCRIPTION: PHASE I OF A 7.44 ACRE PROJECT TO CONSTRUCT RENTAL UNITS FOR LOW INCOME SENIORS.  
 APPLICANT WAS UNITED CHURCH HOMES.  
 WHITE: 0  
 BLACK/AFRICAN AMERICAN: 0  
 ASIAN: 0  
 AMERICAN INDIAN/ALASKAN NATIVE: 0  
 NATIVE HAWAIIAN/OTHER PACIFIC ISLANDER: 0  
 AMERICAN INDIAN/ALASKAN NATIVE & WHITE: 0  
 ASIAN & WHITE: 0  
 BLACK/AFRICAN AMERICAN & WHITE: 0  
 AM. INDIAN/ALASKAN NATIVE & BLACK/AFRICAN AM: 0  
 OTHER MULTI-RACIAL: 0

NUMBER OF PERSONS ASSISTED: TOTAL 0  
 TOT EXTREMELY LOW: 0  
 TOT LOW: 0  
 TOT MOD: 0  
 TOT NON LOW MOD: 0  
 TOTAL: 0  
 PERCENT LOW / MOD: 0.00  
 TOTAL FEMALE HEADED: 0

OBJECTIVE: OBJECTIVE NOT SPECIFIED IN ACTIVITY PATH  
 OUTCOME: OUTCOME NOT SPECIFIED IN ACTIVITY PATH  
 NATIONAL OBJ: LMC  
 MATRIX CODE: 01  
 REG CITATION: 570.201(A)

| REPORT YEAR | PROPOSED TYPE         | PROPOSED UNITS | ACTUAL TYPE           | ACTUAL UNITS |
|-------------|-----------------------|----------------|-----------------------|--------------|
| 2003        | 01 - PEOPLE (GENERAL) | 30             | 01 - PEOPLE (GENERAL) | 0            |
| 2004        | 01 - PEOPLE (GENERAL) | 0              | 01 - PEOPLE (GENERAL) | 0            |
| 2005        | 01 - PEOPLE (GENERAL) | 0              | 01 - PEOPLE (GENERAL) | 0            |
| 2006        | 01 - PEOPLE (GENERAL) | 0              | 01 - PEOPLE (GENERAL) | 0            |
| TOTAL:      |                       | 30             |                       | 0            |

ACCOMPLISHMENTS BY YEAR:  
 ACCOMPLISHMENT NARRATIVE: \*\*\*\*\*  
 EXTENDED ACTIVITY NARRATIVE: \*\*\*\*\*



PGM YEAR: 2003  
 PROJECT: 0003 - UNITED CHURCH HOMES - SENIOR RENTAL HSG.  
 ACTIVITY: 109 - UCC XVI, INC. - LAND ACQUISITION  
 STATUS: UNDERWAY  
 LOCATION: 11TH STREET N. & IMMOKALEE DRIVE  
 IMMOKALEE, FL 34142  
 FINANCING: INITIAL FUNDING DATE: 04-22-04  
 ACTIVITY ESTIMATE: 188,878.00  
 FUNDED AMOUNT: 188,878.00  
 UNLIQ OBLIGATIONS: 0.00  
 DRAWN THRU PGM YR: 0.00  
 DRAWN IN PGM YR: 0.00

OBJECTIVE: OBJECTIVE NOT SPECIFIED IN ACTIVITY PATH  
 OUTCOME: OUTCOME NOT SPECIFIED IN ACTIVITY PATH  
 REG CITATION: 570.201(A) NATIONAL OBJ: LMC  
 MATRIX CODE: 01

DESCRIPTION: PHASE II OF A 7.44 ACRE PROJECT TO CONSTRUCT RENTAL UNITS FOR LOW INCOME SENIORS. APPLICANT WAS UNITED CHURCH HOMES.  
 WHITE: 0  
 BLACK/AFRICAN AMERICAN: 0  
 ASIAN: 0  
 AMERICAN INDIAN/ALASKAN NATIVE: 0  
 NATIVE HAWAIIAN/OTHER PACIFIC ISLANDER: 0  
 AMERICAN INDIAN/ALASKAN NATIVE & WHITE: 0  
 ASIAN & WHITE: 0  
 BLACK/AFRICAN AMERICAN & WHITE: 0  
 AM. INDIAN/ALASKAN NATIVE & BLACK/AFRICAN AM: 0  
 OTHER MULTI-RACIAL: 0

NUMBER OF PERSONS ASSISTED: TOTAL 0  
 TOT EXTREMELY LOW: 0  
 TOT LOW: 0  
 TOT MOD: 0  
 TOT NON LOW MOD: 0  
 TOTAL: 0  
 PERCENT LOW / MOD: 0.00

TOTAL FEMALE HEADED: 0

| REPORT YEAR | PROPOSED TYPE         | PROPOSED UNITS | ACTUAL TYPE           | ACTUAL UNITS |
|-------------|-----------------------|----------------|-----------------------|--------------|
| 2003        | 01 - PEOPLE (GENERAL) | 70             | 01 - PEOPLE (GENERAL) | 0            |
| 2004        | 01 - PEOPLE (GENERAL) | 0              | 01 - PEOPLE (GENERAL) | 0            |
| 2005        | 01 - PEOPLE (GENERAL) | 0              | 01 - PEOPLE (GENERAL) | 0            |
| 2006        | 01 - PEOPLE (GENERAL) | 0              | 01 - PEOPLE (GENERAL) | 0            |
| TOTAL:      |                       | 70             |                       | 0            |

ACCOMPLISHMENTS BY YEAR:  
 ACCOMPLISHMENT NARRATIVE: \*\*\*\*\*  
 EXTENDED ACTIVITY NARRATIVE: \*\*\*\*\*

PGM YEAR: 2002  
 PROJECT: 0013 - COPELAND - WATER LINE REPAIR (PHASE I)  
 ACTIVITY: 113 - COPELAND - WATER LINE REPAIR (PHASE I)  
 STATUS: UNDERWAY  
 LOCATION: CHURCH STREET  
 COPELAND, FL 34137

OBJECTIVE: OBJECTIVE NOT SPECIFIED IN ACTIVITY PATH  
 OUTCOME: OUTCOME NOT SPECIFIED IN ACTIVITY PATH  
 REG CITATION: 570.201(C) NATIONAL OBJ: LMA  
 MATRIX CODE: 03J

DESCRIPTION:  
 ASSIST 16 FAMILIES THROUGH INSTALLATION OF APPROXIMATELY 4,000 LINEAR FEET OF  
 WATER PIPE TO SUBSTANTIALLY IMPROVE THEIR WATER CONNECTION.

TOTAL # #HISPANIC

WHITE: 0 0  
 BLACK/AFRICAN AMERICAN: 0 0  
 ASIAN: 0 0  
 AMERICAN INDIAN/ALASKAN NATIVE: 0 0  
 NATIVE HAWAIIAN/OTHER PACIFIC ISLANDER: 0 0  
 AMERICAN INDIAN/ALASKAN NATIVE & WHITE: 0 0  
 ASIAN & WHITE: 0 0  
 BLACK/AFRICAN AMERICAN & WHITE: 0 0  
 AM. INDIAN/ALASKAN NATIVE & BLACK/AFRICAN AM: 0 0  
 OTHER MULTI-RACIAL: 0 0

FINANCING:  
 INITIAL FUNDING DATE: 08-05-04  
 ACTIVITY ESTIMATE: 150,580.00  
 FUNDED AMOUNT: 150,580.00  
 UNLIQ OBLIGATIONS: 0.00  
 DRAWN THRU PGM YR: 150,580.00  
 DRAWN IN PGM YR: 0.00

NUMBER OF ASSISTED:  
 TOTAL 0  
 TOT EXTREMELY LOW: 0  
 TOT LOW: 0  
 TOT MOD: 0  
 TOT NON LOW MOD: 0  
 TOTAL: 0  
 PERCENT LOW / MOD: 0.00

TOTAL FEMALE HEADED: 0

ACCOMPLISHMENTS BY YEAR:  
 REPORT YEAR PROPOSED TYPE ACTUAL TYPE  
 2002 01 - PEOPLE (GENERAL) 64 01 - PEOPLE (GENERAL)  
 2004 01 - PEOPLE (GENERAL) 0 01 - PEOPLE (GENERAL)  
 2005 01 - PEOPLE (GENERAL) 0 01 - PEOPLE (GENERAL)  
 2006 01 - PEOPLE (GENERAL) 0 01 - PEOPLE (GENERAL)  
 TOTAL: 64 64

CENSUS TRACT PERCENT LOW / MOD: 55.00

ACCOMPLISHMENT NARRATIVE: \*\*\*\*\*  
 EXTENDED ACTIVITY NARRATIVE: \*\*\*\*\*

ACTUAL UNITS  
 0  
 0  
 0  
 0  
 0

OBJECTIVE: OBJECTIVE NOT SPECIFIED IN ACTIVITY PATH  
 OUTCOME: OUTCOME NOT SPECIFIED IN ACTIVITY PATH  
 NATIONAL OBJ: LMA

MATRIX CODE: 04  
 REG CITATION: 570.201(D)

PGM YEAR: 2002  
 PROJECT: 0015 - COPELAND - DEMOLITION AND CLEARANCE (PHASE I)  
 ACTIVITY: 115 - COPELAND - DEMOLITION AND CLEARANCE

STATUS: FUNDS BUDGETED  
 LOCATION: CHURCH STREET  
 COPELAND, FL 34137

DESCRIPTION:  
 DEMOLISH AND REMOVE UNSAFE STRUCTURES IN THE COPELAND/LEE CYPRESS COMMUNITY TO  
 ASSIST THE OVERALL COMMUNITY IN ITS EFFORTS TO IMPROVE AND REHABILITATION  
 EXISTING HOUSING STOCK

|   |         |           |
|---|---------|-----------|
| WHITE:  | TOTAL # | #HISPANIC |
| BLACK/AFRICAN AMERICAN:                       | 0       | 0         |
| ASIAN:  | 0       | 0         |
| AMERICAN INDIAN/ALASKAN NATIVE:               | 0       | 0         |
| NATIVE HAWAIIAN/OTHER PACIFIC ISLANDER:       | 0       | 0         |
| AMERICAN INDIAN/ALASKAN NATIVE & WHITE:       | 0       | 0         |
| ASIAN & WHITE:                                | 0       | 0         |
| BLACK/AFRICAN AMERICAN & WHITE:               | 0       | 0         |
| AM. INDIAN/ALASKAN NATIVE & BLACK/AFRICAN AM: | 0       | 0         |
| OTHER MULTI-RACIAL:                           | 0       | 0         |

TOTAL: 0

FINANCING:  
 INITIAL FUNDING DATE: 08-05-04  
 ACTIVITY ESTIMATE: 36,961.32  
 FUNDED AMOUNT: 18,918.00  
 UNLIQ OBLIGATIONS: 0.00  
 DRAWN THRU PGM YR: 0.00  
 DRAWN IN PGM YR: 0.00

NUMBER OF ASSISTED:  
 TOT EXTREMELY LOW: 0  
 TOT LOW: 0  
 TOT MOD: 0  
 TOT NON LOW MOD: 0  
 TOTAL: 0

PERCENT LOW / MOD: 0.00  
 TOTAL FEMALE HEADED: 0

| REPORT YEAR | PROPOSED TYPE      | PROPOSED UNITS | ACTUAL TYPE        | ACTUAL UNITS |
|-------------|--------------------|----------------|--------------------|--------------|
| 2002        | 10 - HOUSING UNITS | 25             | 10 - HOUSING UNITS | 0            |
| 2004        | 10 - HOUSING UNITS | 0              | 10 - HOUSING UNITS | 0            |
| 2005        | 10 - HOUSING UNITS | 0              | 10 - HOUSING UNITS | 0            |
| 2006        | 10 - HOUSING UNITS | 0              | 10 - HOUSING UNITS | 0            |
| TOTAL:      |                    | 25             |                    | 0            |

CENSUS TRACT PERCENT LOW / MOD: 55.00  
 ACCOMPLISHMENT NARRATIVE: \*\*\*\*\*  
 EXTENDED ACTIVITY NARRATIVE: \*\*\*\*\*

PGM YEAR: 2002  
 PROJECT: 0016 - COPELAND - LAND ACQUISITION (PHASE I)  
 ACTIVITY: 116 - COPELAND - LAND ACQUISITION (PHASE I)  
 STATUS: FUNDS BUDGETED

LOCATION:  
 CHURCH STREET  
 COPELAND, FL 34137

FINANCING:  
 INITIAL FUNDING DATE: 08-05-04  
 ACTIVITY ESTIMATE: 20,000.00  
 FUNDED AMOUNT: 20,000.00  
 UNLIQ OBLIGATIONS: 0.00  
 DRAWN THRU PGM YR: 0.00  
 DRAWN IN PGM YR: 0.00

NUMBER OF ASSISTED:  
 TOT EXTREMELY LOW: 0  
 TOT LOW: 0  
 TOT MOD: 0  
 TOT NON LOW MOD: 0

TOTAL: 0  
 PERCENT LOW / MOD: 0.00  
 TOTAL FEMALE HEADED: 0

ACCOMPLISHMENTS BY YEAR:  
 REPORT YEAR PROPOSED TYPE  
 2002 01 - PEOPLE (GENERAL)  
 2004 01 - PEOPLE (GENERAL)  
 2005 01 - PEOPLE (GENERAL)  
 2006 01 - PEOPLE (GENERAL)  
 TOTAL: 55.00  
 CENSUS TRACT PERCENT LOW / MOD: 55.00

ACCOMPLISHMENT NARRATIVE:  
 \*\*\*\*\*  
 EXTENDED ACTIVITY NARRATIVE:  
 \*\*\*\*\*

OBJECTIVE: OBJECTIVE NOT SPECIFIED IN ACTIVITY PATH  
 OUTCOME: OUTCOME NOT SPECIFIED IN ACTIVITY PATH  
 REG CITATION: 570.201(A) NATIONAL OBJ: LMA

DESCRIPTION:  
 CDBG FUNDS WILL BE USED BY THE COUNTY TO PURCHASE LAND THAT WILL BE USED IN THE DEVELOPMENT OF A FACILITY TO BENEFIT THE COMMUNITY.

TOTAL # #HISPANIC  
 WHITE: 0 0  
 BLACK/AFRICAN AMERICAN: 0 0  
 ASIAN: 0 0  
 AMERICAN INDIAN/ALASKAN NATIVE: 0 0  
 NATIVE HAWAIIAN/OTHER PACIFIC ISLANDER: 0 0  
 AMERICAN INDIAN/ALASKAN NATIVE & WHITE: 0 0  
 ASIAN & WHITE: 0 0  
 BLACK/AFRICAN AMERICAN & WHITE: 0 0  
 AM. INDIAN/ALASKAN NATIVE & BLACK/AFRICAN AM: 0 0  
 OTHER MULTI-RACIAL: 0 0  
 TOTAL: 0 0

PROPOSED UNITS ACTUAL TYPE ACTUAL UNITS  
 100 01 - PEOPLE (GENERAL) 0  
 0 01 - PEOPLE (GENERAL) 0  
 0 01 - PEOPLE (GENERAL) 0  
 0 01 - PEOPLE (GENERAL) 0  
 100 0

PGM YEAR: 2002  
 PROJECT: 0018 - COPELAND - WATER REPAIR (EMERGENCY)  
 ACTIVITY: 118 - COPELAND - WATER (EMERGENCY PAYMENT)  
 STATUS: UNDERWAY  
 LOCATION: CHURCH STREET  
 COPELAND, FL 34137  
 FINANCING: INITIAL FUNDING DATE: 08-05-04  
 ACTIVITY ESTIMATE: 5,000.00  
 FUNDED AMOUNT: 5,000.00  
 UNLIQ OBLIGATIONS: 0.00  
 DRAWN THRU PGM YR: 3,427.08  
 DRAWN IN PGM YR: 0.00

OBJECTIVE: OBJECTIVE NOT SPECIFIED IN ACTIVITY PATH  
 OUTCOME: OUTCOME NOT SPECIFIED IN ACTIVITY PATH  
 REG CITATION: 570.201(L) NATIONAL OBJ: LMA  
 MATRIX CODE: 11

DESCRIPTION: ASSISTANCE TO A PRIVATELY-OWNED UTILITY TO PAY WATER BILLS OF LEE CYPRESS  
 WATER/SEWER CO-OP BEFORE REPAIRS TO THE SYSTEM ARE MADE.  
 TOTAL # #HISPANIC  
 WHITE: 0 0  
 BLACK/AFRICAN AMERICAN: 0 0  
 ASIAN: 0 0  
 AMERICAN INDIAN/ALASKAN NATIVE: 0 0  
 NATIVE HAWAIIAN/OTHER PACIFIC ISLANDER: 0 0  
 AMERICAN INDIAN/ALASKAN NATIVE & WHITE: 0 0  
 ASIAN & WHITE: 0 0  
 BLACK/AFRICAN AMERICAN & WHITE: 0 0  
 AM. INDIAN/ALASKAN NATIVE & BLACK/AFRICAN AM: 0 0  
 OTHER MULTI-RACIAL: 0 0

NUMBER OF ASSISTED: TOTAL  
 TOT EXTREMELY LOW: 0  
 TOT LOW: 0  
 TOT MOD: 0  
 TOT NON LOW MOD: 0

TOTAL: 0  
 PERCENT LOW / MOD: 0.00  
 TOTAL FEMALE HEADED: 0

| REPORT YEAR | PROPOSED UNITS | ACTUAL TYPE     | ACTUAL UNITS |
|-------------|----------------|-----------------|--------------|
| 2002        | 1              | 08 - BUSINESSES | 1            |
| 2004        | 0              | 08 - BUSINESSES | 0            |
| 2005        | 0              | 08 - BUSINESSES | 0            |
| 2006        | 0              | 08 - BUSINESSES | 0            |
| TOTAL:      | 1              |                 | 1            |

CENSUS TRACT PERCENT LOW / MOD: 55.00  
 ACCOMPLISHMENT NARRATIVE: \*\*\*\*\*  
 EXTENDED ACTIVITY NARRATIVE: \*\*\*\*\*

OBJECTIVE: OBJECTIVE/OUTCOME NOT NECESSARY  
 OUTCOME: FOR PLANNING/ADMIN ACTIVITIES  
 NATIONAL OBJ:

MATRIX CODE: 20 REG CITATION: 570.205

DESCRIPTION:  
 ENGINEERING SERVICES TO DEAL WITH UPDATING ZONING CODES OF ENVIRONMENTAL AND  
 RESIDENTIAL WITHIN ESTABLISHED RESIDENCES TO ENABLE OWNERS TO BUILD ON THEIR  
 PROPERTY.

|   | TOTAL # | #HISPANIC |
|---|---------|-----------|
| WHITE:  | 0       | 0         |
| BLACK/AFRICAN AMERICAN:                       | 0       | 0         |
| ASIAN:  | 0       | 0         |
| AMERICAN INDIAN/ALASKAN NATIVE:               | 0       | 0         |
| NATIVE HAWAIIAN/OTHER PACIFIC ISLANDER:       | 0       | 0         |
| AMERICAN INDIAN/ALASKAN NATIVE & WHITE:       | 0       | 0         |
| ASIAN & WHITE:                                | 0       | 0         |
| BLACK/AFRICAN AMERICAN & WHITE:               | 0       | 0         |
| AM. INDIAN/ALASKAN NATIVE & BLACK/AFRICAN AM: | 0       | 0         |
| OTHER MULTI-RACIAL:                           | 0       | 0         |

TOTAL: 0 0

ACTUAL UNITS  
0

PROPOSED UNITS ACTUAL TYPE  
0 0

PGM YEAR: 2002  
 PROJECT: 0020 - COPELAND - REZONING  
 ACTIVITY: 123 - COPELAND - REZONING  
 STATUS: UNDERWAY

LOCATION:  
 JAMES SCENIC DRIVE  
 COPELAND, FL 34137

FINANCING:  
 INITIAL FUNDING DATE: 11-22-04  
 ACTIVITY ESTIMATE: 71,100.00  
 FUNDED AMOUNT: 71,100.00  
 UNLIQ OBLIGATIONS: 0.00  
 DRAWN THRU PGM YR: 45,827.93  
 DRAWN IN PGM YR: 26,906.45

NUMBER OF ASSISTED:  
 TOTAL 0  
 TOT EXTREMELY LOW: 0  
 TOT LOW: 0  
 TOT MOD: 0  
 TOT NON LOW MOD: 0

TOTAL: 0  
 PERCENT LOW / MOD: 0.00  
 TOTAL FEMALE HEADED: 0

ACCOMPLISHMENTS BY YEAR:  
 REPORT YEAR PROPOSED TYPE  
 2002  
 TOTAL:

ACCOMPLISHMENT NARRATIVE:

EXTENDED ACTIVITY NARRATIVE:

\*\*\*\*\*  
 \*\*\*\*\*

PROPOSED UNITS ACTUAL TYPE  
0 0

ACTUAL UNITS  
0

OBJECTIVE: OBJECTIVE/OUTCOME NOT NECESSARY  
 OUTCOME: FOR PLANNING/ADMIN ACTIVITIES  
 NATIONAL OBJ:

PGM YEAR: 2004  
 PROJECT: 0013 - PROGRAM PLANNING AND ADMINISTRATION  
 ACTIVITY: 124 - PROGRAM PLANNING AND ADMINISTRATION  
 STATUS: UNDERWAY

MATRIX CODE: 21A  
 REG CITATION: 570.206

DESCRIPTION:  
 ADMINISTRATION OF THE CDBG PROGRAM.

LOCATION:  
 2800 N. HORSESHOE DRIVE  
 SUITE 400  
 NAPLES, FL 34104

FINANCING:  
 INITIAL FUNDING DATE: 12-02-04  
 ACTIVITY ESTIMATE: 440,897.94  
 FUNDED AMOUNT: 440,897.94  
 UNLIQ OBLIGATIONS: 0.00  
 DRAWN THRU PGM YR: 435,459.24  
 DRAWN IN PGM YR: 0.00

NUMBER OF ASSISTED:  
 TOT EXTREMELY LOW: TOTAL 0  
 TOT LOW: 0  
 TOT MOD: 0  
 TOT NON LOW MOD: 0  
 TOTAL: 0  
 PERCENT LOW / MOD: 0.00  
 TOTAL FEMALE HEADED: 0

WHITE: TOTAL # #HISPANIC  
 BLACK/AFRICAN AMERICAN: 0 0  
 ASIAN: 0 0  
 AMERICAN INDIAN/ALASKAN NATIVE: 0 0  
 NATIVE HAWAIIAN/OTHER PACIFIC ISLANDER: 0 0  
 AMERICAN INDIAN/ALASKAN NATIVE & WHITE: 0 0  
 ASIAN & WHITE: 0 0  
 BLACK/AFRICAN AMERICAN & WHITE: 0 0  
 AM. INDIAN/ALASKAN NATIVE & BLACK/AFRICAN AM: 0 0  
 OTHER MULTI-RACIAL: 0 0  
 TOTAL: 0 0

ACCOMPLISHMENTS BY YEAR:  
 REPORT YEAR PROPOSED TYPE ACTUAL UNITS  
 2004 0 0  
 TOTAL: 0 0

ACCOMPLISHMENT NARRATIVE: \*\*\*\*\*  
 EXTENDED ACTIVITY NARRATIVE: \*\*\*\*\*

OBJECTIVE: OBJECTIVE NOT SPECIFIED IN ACTIVITY PATH  
 OUTCOME: OUTCOME NOT SPECIFIED IN ACTIVITY PATH  
 NATIONAL OBJ: LMH

MATRIX CODE: 01  
 REG CITATION: 570.201(A)

DESCRIPTION:  
 HABITAT FOR HUMANITY OF COLLIER COUNTY, INC. WILL ACQUIRE A TRACT OF LAND TO  
 BUILD FULLER VILLAGE, WHICH WILL PROVIDE APPROXIMATELY 250-300 HOMES FOR VERY  
 LOW-INCOME CLIENTS.

|   | TOTAL # | #HISPANIC |
|---|---------|-----------|
| WHITE:  | 0       | 0         |
| BLACK/AFRICAN AMERICAN:                       | 0       | 0         |
| ASIAN:  | 0       | 0         |
| AMERICAN INDIAN/ALASKAN NATIVE:               | 0       | 0         |
| NATIVE HAWAIIAN/OTHER PACIFIC ISLANDER:       | 0       | 0         |
| AMERICAN INDIAN/ALASKAN NATIVE & WHITE:       | 0       | 0         |
| ASIAN & WHITE:                                | 0       | 0         |
| BLACK/AFRICAN AMERICAN & WHITE:               | 0       | 0         |
| AM. INDIAN/ALASKAN NATIVE & BLACK/AFRICAN AM: | 0       | 0         |
| OTHER MULTI-RACIAL:                           | 0       | 0         |
| TOTAL:  | 0       | 0         |

PGM YEAR: 2004  
 PROJECT: 0002 - LAND ACQUISITION - IMMOKALEE  
 ACTIVITY: 134 - LAND ACQUISITION - IMMOKALEE  
 STATUS: UNDERWAY  
 LOCATION:  
 SR 29  
 IMMOKALEE, FL 34142

FINANCING:  
 INITIAL FUNDING DATE: 01-12-05  
 ACTIVITY ESTIMATE: 500,000.00  
 FUNDED AMOUNT: 500,000.00  
 UNLIQ OBLIGATIONS: 0.00  
 DRAWN THRU PGM YR: 500,000.00  
 DRAWN IN PGM YR: 0.00

NUMBER OF ASSISTED:  
 TOT EXTREMELY LOW: 0  
 TOT LOW: 0  
 TOT MOD: 0  
 TOT NON LOW MOD: 0  
 TOTAL: 0  
 PERCENT LOW / MOD: 0.00

TOTAL FEMALE HEADED: 0

| REPORT YEAR | PROPOSED TYPE      | ACTUAL TYPE           | ACTUAL UNITS |
|-------------|--------------------|-----------------------|--------------|
| 2004        | 10 - HOUSING UNITS | 17 10 - HOUSING UNITS | 0            |
| 2005        | 10 - HOUSING UNITS | 0 10 - HOUSING UNITS  | 0            |
| 2006        | 10 - HOUSING UNITS | 0 10 - HOUSING UNITS  | 0            |
| TOTAL:      |                    | 17                    | 0            |

ACCOMPLISHMENT NARRATIVE: \*\*\*\*\*

EXTENDED ACTIVITY NARRATIVE: 07-31-06 MET WITH COLLIER COUNTY ENVIRONMENTAL REVIEW STAFF REGARDING PRESERVE  
 AREA REDESIGN. SWFL WATER MANAGEMENT AND ARMY CORP OF ENGINEERS PERMITS IN  
 PROGRESS. - NM  
 08-31-06 THROUGH 12-31-06 LAND PLANNING, PERMITTING AND ZONING IN PROGRESS. -NM  
 01-31-07 THROUGH 03-31-07 LAND PLANNING, PERMITTING AND ZONING IN PROGRESS. -NM



PGM YEAR: 2004  
 PROJECT: 0008 - AFFORDABLE HOUSING - REHABILITATION (SFR)  
 ACTIVITY: 161 - MILLER, ELMORA  
 STATUS: UNDERWAY  
 LOCATION: 808 PALM RIDGE DRIVE  
 IMMOKALEE, FL 34142

OBJECTIVE: OBJECTIVE NOT SPECIFIED IN ACTIVITY PATH  
 OUTCOME: OUTCOME NOT SPECIFIED IN ACTIVITY PATH  
 NATIONAL OBJ: LMH  
 MATRIX CODE: 14A  
 REG CITATION: 570.202

DESCRIPTION:  
 SINGLE FAMILY REHABILITATION.  
 FINANCING:  
 INITIAL FUNDING DATE: 09-02-05  
 ACTIVITY ESTIMATE: 22,850.00  
 FUNDED AMOUNT: 22,850.00  
 UNLIQ OBLIGATIONS: 0.00  
 DRAWN THRU PGM YR: 22,850.00  
 DRAWN IN PGM YR: 0.00

NUMBER OF HOUSEHOLDS ASSISTED:  
 TOT EXTREMELY LOW: 1  
 TOT LOW: 0  
 TOT MOD: 0  
 TOT NON LOW MOD: 0  
 TOTAL: 1  
 PERCENT LOW / MOD: 100.00  
 TOTAL FEMALE HEADED: 1

WHITE: 0  
 BLACK/AFRICAN AMERICAN: 1  
 ASIAN: 0  
 AMERICAN INDIAN/ALASKAN NATIVE: 0  
 NATIVE HAWAIIAN/OTHER PACIFIC ISLANDER: 0  
 AMERICAN INDIAN/ALASKAN NATIVE & WHITE: 0  
 ASIAN & WHITE: 0  
 BLACK/AFRICAN AMERICAN & WHITE: 0  
 AM. INDIAN/ALASKAN NATIVE & BLACK/AFRICAN AM: 0  
 OTHER MULTI-RACIAL: 0

TOTAL # 0  
 #HISPANIC 0

ACCOMPLISHMENTS BY YEAR:  
 REPORT YEAR PROPOSED TYPE  
 2005 10 - HOUSING UNITS  
 2006 10 - HOUSING UNITS  
 TOTAL: 1

PROPOSED UNITS ACTUAL TYPE  
 1 10 - HOUSING UNITS  
 0 10 - HOUSING UNITS  
 1

ACTUAL UNITS  
 0  
 0  
 0

ACCOMPLISHMENT NARRATIVE:  
 \*\*\*\*\*  
 EXTENDED ACTIVITY NARRATIVE:  
 \*\*\*\*\*

PGM YEAR: 2005  
 PROJECT: 0001 - PROGRAM ADMINISTRATION AND FAIR HOUSING  
 ACTIVITY: 162 - PROGRAM ADMINISTRATION  
 STATUS: UNDERWAY  
 LOCATION: 2800 NORTH HORSESHOE DRIVE  
 SUITE 400  
 NAPLES, FL 34104  
 FINANCING:

OBJECTIVE: OBJECTIVE/OUTCOME NOT NECESSARY  
 OUTCOME: FOR PLANNING/ADMIN ACTIVITIES  
 NATIONAL OBJ:

MATRIX CODE: 21A  
 REG CITATION: 570.206

DESCRIPTION:  
 PROGRAM ADMINISTRATION AND PLANNING.

|                       |            |         |           |
|-----------------------|------------|---------|-----------|
| INITIAL FUNDING DATE: | 09-29-05   | TOTAL # | #HISPANIC |
| ACTIVITY ESTIMATE:    | 474,263.82 | 0       | 0         |
| FUNDED AMOUNT:        | 474,263.82 | 0       | 0         |
| UNLIQ OBLIGATIONS:    | 0.00       | 0       | 0         |
| DRAWN THRU PGM YR:    | 474,263.82 | 0       | 0         |
| DRAWN IN PGM YR:      | 34,916.23  | 0       | 0         |

NUMBER OF ASSISTED: TOTAL  
 TOT EXTREMELY LOW: 0  
 TOT LOW: 0  
 TOT MOD: 0  
 TOT NON LOW MOD: 0

WHITE:  
 BLACK/AFRICAN AMERICAN:  
 ASIAN:  
 AMERICAN INDIAN/ALASKAN NATIVE:  
 NATIVE HAWAIIAN/OTHER PACIFIC ISLANDER:  
 AMERICAN INDIAN/ALASKAN NATIVE & WHITE:  
 ASIAN & WHITE:  
 BLACK/AFRICAN AMERICAN & WHITE:  
 AM. INDIAN/ALASKAN NATIVE & BLACK/AFRICAN AM:  
 OTHER MULTI-RACIAL:

TOTAL: 0  
 TOTAL FEMALE HEADED: 0  
 TOTAL: 0  
 PERCENT LOW / MOD: 0.00

ACCOMPLISHMENTS BY YEAR:  
 REPORT YEAR PROPOSED TYPE  
 2005  
 TOTAL:

|                |             |              |
|----------------|-------------|--------------|
| PROPOSED UNITS | ACTUAL TYPE | ACTUAL UNITS |
| 0              | 0           | 0            |
| 0              | 0           | 0            |

ACCOMPLISHMENT NARRATIVE: \*\*\*\*\*  
 EXTENDED ACTIVITY NARRATIVE: \*\*\*\*\*

OBJECTIVE: OBJECTIVE/OUTCOME NOT NECESSARY  
 OUTCOME: FOR PLANNING/ADMIN ACTIVITIES  
 NATIONAL OBJ:

PGM YEAR: 2005  
 PROJECT: 0001 - PROGRAM ADMINISTRATION AND FAIR HOUSING  
 ACTIVITY: 168 - FAIR HOUSING  
 STATUS: UNDERWAY

MATRIX CODE: 21D  
 REG CITATION: 570.205

DESCRIPTION:  
 FAIR HOUSING EDUCATION AND ACTIVITIES.

|   |         |           |
|---|---------|-----------|
| WHITE:  | TOTAL # | #HISPANIC |
| BLACK/AFRICAN AMERICAN:                       | 0       | 0         |
| ASIAN:  | 0       | 0         |
| AMERICAN INDIAN/ALASKAN NATIVE:               | 0       | 0         |
| NATIVE HAWAIIAN/OTHER PACIFIC ISLANDER:       | 0       | 0         |
| AMERICAN INDIAN/ALASKAN NATIVE & WHITE:       | 0       | 0         |
| ASIAN & WHITE:                                | 0       | 0         |
| BLACK/AFRICAN AMERICAN & WHITE:               | 0       | 0         |
| AM. INDIAN/ALASKAN NATIVE & BLACK/AFRICAN AM: | 0       | 0         |
| OTHER MULTI-RACIAL:                           | 0       | 0         |

|                       |          |
|-----------------------|----------|
| FINANCING:            | 09-29-05 |
| INITIAL FUNDING DATE: | 1,115.11 |
| ACTIVITY ESTIMATE:    | 1,115.11 |
| FUNDED AMOUNT:        | 0.00     |
| UNLIQ OBLIGATIONS:    | 1,115.11 |
| DRAWN THRU PGM YR:    | 0.00     |
| DRAWN IN PGM YR:      |          |
| NUMBER OF ASSISTED:   | TOTAL    |
| TOT EXTREMELY LOW:    | 0        |
| TOT LOW:              | 0        |
| TOT MOD:              | 0        |
| TOT NON LOW MOD:      | 0        |
| TOTAL:                | 0.00     |
| PERCENT LOW / MOD:    | 0        |
| TOTAL FEMALE HEADED:  | 0        |

|                          |                |             |              |
|--------------------------|----------------|-------------|--------------|
| ACCOMPLISHMENTS BY YEAR: | PROPOSED UNITS | ACTUAL TYPE | ACTUAL UNITS |
| REPORT YEAR              | 0              |             | 0            |
| 2005                     | 0              |             | 0            |
| TOTAL:                   |                |             |              |

ACCOMPLISHMENT NARRATIVE: \*\*\*\*\*  
 EXTENDED ACTIVITY NARRATIVE: \*\*\*\*\*

PGM YEAR: 2005 OBJECTIVE: PROVIDE DECENT AFFORDABLE HOUSING  
 PROJECT: 0005 - RENTAL REHABILITATION - IMMOKALEE NON-PROFIT HOUSING OUTCOME: AFFORDABILITY  
 ACTIVITY: 177 - RENTAL REHABILITATION MATRIX CODE: 14B REG CITATION: 570.202 NATIONAL OBJ: LMH  
 STATUS: UNDERWAY

LOCATION: SANDERS PINES  
 IMMOKALEE, FL 34146  
 DESCRIPTION: INSTALLATION OF AIR CONDITIONING AND HEATING UNITS IN UNITS AT SANDERS PINES,  
 IMMOKALEE, FL

FINANCING: INITIAL FUNDING DATE: 12-07-05  
 ACTIVITY ESTIMATE: 218,600.00  
 FUNDED AMOUNT: 218,600.00  
 UNLIQ OBLIGATIONS: 0.00  
 DRAWN THRU PGM YR: 205,734.68  
 DRAWN IN PGM YR: 40,144.07

NUMBER OF HOUSEHOLDS ASSISTED:  
 OWNER RENTER  
 TOT EXTREMELY LOW: 0 0  
 TOT LOW: 0 24  
 TOT MOD: 0 16  
 TOT NON LOW MOD: 0 0  
 TOTAL: 0 40  
 PERCENT LOW / MOD: 0.00 100.00

TOTAL FEMALE HEADED: 12

ACCOMPLISHMENTS BY YEAR:  
 REPORT YEAR PROPOSED TYPE ACTUAL TYPE ACTUAL UNITS  
 2005 10 - HOUSING UNITS 30 10 - HOUSING UNITS 40  
 2006 10 - HOUSING UNITS 0 10 - HOUSING UNITS 40  
 TOTAL: 30 80

ACCOMPLISHMENT NARRATIVE: \$218,600 ALLOCATED IN 2005-2006; ALL EXPENDED (100%) BY 09-30-2006.  
 EXTENDED ACTIVITY NARRATIVE: 07-31-06 ALL 40 OF THE 40 HVAC INSTALLATIONS AT SANDERS PINES ARE OPERATING.  
 DUCT COVERS WERE INSTALLED IN 2 OF THE 8 REQUIRING COVERS. - NM  
 08-31-06 INSPECTIONS WERE COMPLETED. ADDRESSING A PUNCH LIST. - NM  
 09-30-06 ALL 40 INSTALLATIONS ARE INSTALLED AND THE PUNCH LIST IS COMPLETE. -NM  
 10-31-06 ALL 40 INSTALLATIONS ARE COMPLETE. THE PROJECT WAS COMPLETED AND  
 ACCEPTED ON SEPT. 15, 2006. - NM

PGM YEAR: 2004  
 PROJECT: 0011 - VOCATION TRAINING PROGRAM - EASF  
 ACTIVITY: 178 - VOCATIONAL TRAINING PROGRAM  
 STATUS: UNDERWAY  
 LOCATION: C/O EMPWERMNT ALLIANCE OF SOUTHWEST FLORIDA  
 750 S. FIFTH STREET  
 IMMOKALEE, FL 34142

OBJECTIVE: CREATE ECONOMIC OPPORTUNITIES  
 OUTCOME: SUSTAINABILITY  
 MATRIX CODE: 05H REG CITATION: 570.201(E) NATIONAL OBJ: LMCSV

DESCRIPTION:  
 VOCATIONAL TRAINING FOR UP TO 50 TEENS AND/OR ADULTS AT OR BELOW 80% MFI IN  
 IMMOKALEE WHICH WILL RESULT IN JOB SKILLS AND CERTIFICATION.

FINANCING:  
 INITIAL FUNDING DATE: 12-08-05  
 ACTIVITY ESTIMATE: 50,000.00  
 FUNDED AMOUNT: 50,000.00  
 UNLIQ OBLIGATIONS: 0.00  
 DRAWN THRU PGM YR: 50,000.00  
 DRAWN IN PGM YR: 27,769.12

NUMBER OF PERSONS ASSISTED:  
 TOT EXTREMELY LOW: 0  
 TOT LOW: 89  
 TOT MOD: 22  
 TOT NON LOW MOD: 0

TOTAL: 111  
 PERCENT LOW / MOD: 100.00  
 TOTAL FEMALE HEADED: 0

ACCOMPLISHMENTS BY YEAR:  
 REPORT YEAR PROPOSED TYPE  
 2004 01 - PEOPLE (GENERAL)  
 2005 01 - PEOPLE (GENERAL)  
 2006 01 - PEOPLE (GENERAL)  
 TOTAL: 50

ACCOMPLISHMENT NARRATIVE:  
 \$50,000 ALLOCATED IN 2004-2005. ALL EXPENDED BY 2-28-07 (100%).  
 61 MORE PEOPLE THAN PROJECTED BENEFITED FROM THIS PROGRAM. TOTAL OF  
 111 LOW-MOD CLIENTELE BENEFITED FROM THIS PROGRAM.  
 EASF EXCEEDED THEIR OUTCOME PERFORMANCE MEASURES.

| REPORT YEAR | PROPOSED TYPE         | PROPOSED UNITS | ACTUAL TYPE           | ACTUAL UNITS |
|-------------|-----------------------|----------------|-----------------------|--------------|
| 2004        | 01 - PEOPLE (GENERAL) | 50             | 01 - PEOPLE (GENERAL) | 0            |
| 2005        | 01 - PEOPLE (GENERAL) | 0              | 01 - PEOPLE (GENERAL) | 37           |
| 2006        | 01 - PEOPLE (GENERAL) | 0              | 01 - PEOPLE (GENERAL) | 74           |
| TOTAL:      |                       | 50             |                       | 111          |

TOTAL: 111 78

EXTENDED ACTIVITY NARRATIVE:

07-31-06 NUMBER OF STUDENTS ASSISTED IS NOW 56; 12 COMPLETED THEIR PROGRAMS;  
34 STUDENTS ARE STILL ATTENDING COURSES; 10 HAVE DROPPED OUT. - NM  
08-31-06 COURSES AT BETHUNE CTR. AND LWIT BEGAN IN AUG. FIVE (5) CDL STUDENTS  
WILL BE FUNDED AT A COST OF \$800 PER STUDENT AND WILL ALSO FUND SEVERAL  
STUDENTS IN THE HEAVY EQUIPMENT COURSE. - NM  
09-30-06 NUMBER OF STUDENTS ASSISTED IS NOW 76; 27 COMPLETED THEIR PROGRAMS;  
31 STUDENTS ARE STILL ATTENDING COURSES; 18 HAVE DROPPED OUT. AGREED TO FUND A  
NUMBER OF STUDENTS INCLUDING TWO (2) IN THE HEAVY EQUIPMENT COURSE WHICH RUNS  
\$2,000 PER STUDENT (A PORTION OF THIS WILL BE COVERED THROUGH PRIVATE FUNDS).  
10-31-06 NUMBER OF STUDENTS ASSISTED IS NOW 74; 26 COMPLETED THEIR PROGRAMS;  
26 ARE STILL ATTENDING COURSES (4 STOPPED ATTENDING BUT SHOULD RETURN NEXT  
SEMESTER); 22 HAVE DROPPED OUT OR FAILED. - NM  
11-30-06 NUMBER OF STUDENTS ASSISTED IN NOW 72; 25 COMPLETED THEIR PROGRAMS;  
20 ARE STILL ATTENDING THE COURSES; AND 27 HAVE DROPPED OUT OR FAILED. ONE  
STUDENT COMPLETED THE HEAVY EQUIP. PROGRAM; THE OTHER DROPPED IT AFTER THE 1ST  
CLASS. NO CHARGES WERE INCURRED FOR THAT STUDENT. THE REMAINING MONY WILL BE  
USED TO ASSIST SEVERAL STUDENTS STARTING COURSES IN JAN. 07. - NM  
12-31-06 NUMBER OF STUDENTS ASSISTED IS NOW 72; 25 COMPLETED THEIR PROGRAMS;  
19 ARE STILL ATTENDING THE COURSES; 28 HAVE DROPPED OUT OR FAILED. CLASSES  
WILL RESUME IN JANUARY AT BETHUNE CTR. & WE WILL FUND SEVERAL NEW STUDENTS. -NM  
01-31-07 NUMBER OF STUDENTS ASSISTED IS NOW 74; 31 COMPLETED THEIR PROGRAMS AND  
ARE AWAITING CERTIFICATION FROM BETHUNE; 11 ARE STILL ATTENDING THE COURSES;  
32 HAVE DROPPED OUT OR FAILED. - NM  
02-28-07 NUMBER OF STUDENTS ASSISTED IS NOW 74; 32 COMPLETED THEIR PROGRAMS;  
10 ARE STILL ATTENDING THE COURSES; 32 HAVE DROPPED OUT OR FAILED. COLLIER  
COUNTY GRANTS SECTION MONITORED THIS ACTIVITY. NO OTHER ACTIVITY UNDER THIS  
GRANT IS ANTICIPATED. -NM

PGM YEAR: 2005  
 PROJECT: 0007 - PLANNING - FIVE-YEAR CONSOLIDATED PLAN  
 ACTIVITY: 183 - PLANNING - FIVE-YEAR CONSOLIDATED PLAN  
 STATUS: UNDERWAY  
 LOCATION: 2800 N. HORSESHOE DRIVE  
 SUITE 400  
 NAPLES, FL 34104  
 FINANCING: INITIAL FUNDING DATE: 12-22-05  
 ACTIVITY ESTIMATE: 65,000.00  
 FUNDED AMOUNT: 65,000.00  
 UNLIQ OBLIGATIONS: 37,500.00  
 DRAWN THRU PGM YR: 62,000.00  
 DRAWN IN PGM YR: 34,500.00

OBJECTIVE: OBJECTIVE/OUTCOME NOT NECESSARY  
 OUTCOME: FOR PLANNING/ADMIN ACTIVITIES  
 MATRIX CODE: 20 REG CITATION: 570.205 NATIONAL OBJ:  
 DESCRIPTION: PREPARATION OF THE FIVE-YEAR CONSOLIDATED PLAN, DEVELOPMENT OF NEIGHBORHOOD  
 REVITALIZATION STRATEGY AREAS AND OTHER COMMUNITY DEVELOPMENT PLANNING.

|   | TOTAL # | #HISPANIC |
|---|---------|-----------|
| WHITE:  | 0       | 0         |
| BLACK/AFRICAN AMERICAN:                       | 0       | 0         |
| ASIAN:  | 0       | 0         |
| AMERICAN INDIAN/ALASKAN NATIVE:               | 0       | 0         |
| NATIVE HAWAIIAN/OTHER PACIFIC ISLANDER:       | 0       | 0         |
| AMERICAN INDIAN/ALASKAN NATIVE & WHITE:       | 0       | 0         |
| ASIAN & WHITE:                                | 0       | 0         |
| BLACK/AFRICAN AMERICAN & WHITE:               | 0       | 0         |
| AM. INDIAN/ALASKAN NATIVE & BLACK/AFRICAN AM: | 0       | 0         |
| OTHER MULTI-RACIAL:                           | 0       | 0         |

NUMBER OF ASSISTED: TOTAL 0  
 TOT EXTREMELY LOW: 0  
 TOT LOW: 0  
 TOT MOD: 0  
 TOT NON LOW MOD: 0  
 TOTAL: 0  
 PERCENT LOW / MOD: 0.00  
 TOTAL FEMALE HEADED: 0

ACCOMPLISHMENTS BY YEAR:  
 REPORT YEAR PROPOSED TYPE  
 2005  
 TOTAL: PROPOSED UNITS 0 ACTUAL TYPE 0 ACTUAL UNITS 0

ACCOMPLISHMENT NARRATIVE: \*\*\*\*\*  
 EXTENDED ACTIVITY NARRATIVE: \*\*\*\*\*

PGM YEAR: 2005  
 PROJECT: 0008 - CCHS - HEALTH CARE COORDINATION - COUNTYWIDE  
 ACTIVITY: 184 - HEALTH CARE COORDINATION - COUNTYWIDE  
 STATUS: UNDERWAY

LOCATION: C/O COLLIER COUNTY HUMAN SERVICES  
 3301 E. TAMIAMI TRAIL  
 NAPLES, FL 34112

FINANCING: INITIAL FUNDING DATE: 12-22-05  
 ACTIVITY ESTIMATE: 85,000.00  
 FUNDED AMOUNT: 85,000.00  
 UNLIQ OBLIGATIONS: 0.00  
 DRAWN THRU PGM YR: 84,996.71  
 DRAWN IN PGM YR: 84,996.71

OBJECTIVE: CREATE SUITABLE LIVING ENVIRONMENTS  
 OUTCOME: AVAILABILITY/ACCESSIBILITY  
 REG CITATION: 570.201(E) NATIONAL OBJ: LMC

DESCRIPTION: ASSIST CCHS AND WE CARE, INC. IN DEVELOPING A PATIENT COORDINATOR TO COORDINATE THE SPECIALIZED MEDICAL CARE NEEDED BY LOW-INCOME, SPECIAL MEDICAL NEEDS POPULATION.

WHITE: 89  
 BLACK/AFRICAN AMERICAN: 14  
 ASIAN: 0  
 AMERICAN INDIAN/ALASKAN NATIVE: 0  
 NATIVE HAWAIIAN/OTHER PACIFIC ISLANDER: 0  
 AMERICAN INDIAN/ALASKAN NATIVE & WHITE: 0  
 ASIAN & WHITE: 0  
 BLACK/AFRICAN AMERICAN & WHITE: 0  
 AM. INDIAN/ALASKAN NATIVE & BLACK/AFRICAN AM: 0  
 OTHER MULTI-RACIAL: 13

TOTAL # 89  
 #HISPANIC 56

TOTAL: 116  
 ACTUAL UNITS 56

PROPOSED UNITS ACTUAL TYPE ACTUAL UNITS  
 50 01 - PEOPLE (GENERAL) 67  
 0 01 - PEOPLE (GENERAL) 49  
 50 116

NUMBER OF PERSONS ASSISTED: TOTAL 0  
 TOT EXTREMELY LOW: 0  
 TOT LOW: 116  
 TOT MOD: 0  
 TOT NON LOW MOD: 0  
 TOTAL: 116  
 PERCENT LOW / MOD: 100.00  
 TOTAL FEMALE HEADED: 0

ACCOMPLISHMENTS BY YEAR:  
 REPORT YEAR PROPOSED TYPE  
 2005 01 - PEOPLE (GENERAL)  
 2006 01 - PEOPLE (GENERAL)  
 TOTAL:

ACCOMPLISHMENT NARRATIVE: \$85,000 ALLOCATED IN 2005-2006. - ALL EXPENDED BY 12-31-06.  
 66 MORE PEOPLE THAN PROJECTED WERE ASSISTED. TOTAL OF 116 LOW-MOD CLIENTELE BENEFITED FROM THIS PROGRAM.  
 CCHS EXCEEDED THEIR OUTCOME PERFORMANCE MEASURES.

EXTENDED ACTIVITY NARRATIVE: 07-31-06 TWENTY TWO (22) ENCOUNTERS THIS MONTH. - NM  
 08-31-06 FIFTEEN (15) ENCOUNTERS THIS MONTH. - NM  
 09-30-06 SEVENTEEN (17) ENCOUNTERS THIS MONTH. - NM  
 10-31-06 THIRTY FOUR (34) ENCOUNTERS THIS MONTH. THE HORIZONS PRIMARY CARE CTR. IN GOLDEN GATE IS GETTING A SECOND DOCTOR TO HELP ADDRESS THE MEDICAL NEEDS OF SOME OF THE CLINIC'S SICKEST PATIENTS. COLLIER HEALTH SERVICES, INC., CHSI, WHICH RUNS THE PRIMARY-CARE CLINIC, ALSO IS BOOSTING SALARIES OF SOME OF ITS 27 DOCTORS AT OTHER CLINIC LOCATIONS TO OVERCOME HARDSHIPS TO KEEP THEM ON STAFF. THE MONEY TO PAY FOR BOTH ENDEAVORS IS COMING FROM THE FEDERAL GOVERNMENT, WHICH LAST SPRING INCREASED HOW MUCH MONEY FLORIDA RECEIVES FOR HEALTH CARE NEEDS OF LOW-INCOME RESIDENTS. - NM  
 11-30-06 THIRTEEN (13) ENCOUNTERS THIS MONTH. NCH RECENTLY PURCHASED SIMULATORS TO BE USED IN SUPPLEMENTAL TRAINING OF NEW NURSE GRADS COURSES. - NM



PROJECT: 0009 - IMMOKALEE SENIOR HOUSING - INFRASTRUCTURE      OUTCOME: OUTCOME NOT SPECIFIED IN ACTIVITY PATH  
 ACTIVITY: 185 - IMMOKALEE SENIOR HOUSING-INFRASTRUCTURE      REG CITATION: 570.201(C)      NATIONAL OBJ: LMC  
 STATUS: UNDERWAY      MATRIX CODE: 03  
 LOCATION: MAIN STREET      DESCRIPTION:  
                  IMMOKALEE, FL 34142      INFRASTRUCTURE SUPPORT (WATER, SEWER, PAVING, SIDEWALKS) TO ENABLE IMMOKALEE  
                       SENIOR HOUSING TO CONTRUCT THIRTY (30) NEW ONE- AND TWO-BEDROOM RENTAL UNITS FOR  
                       ELDERLY VLI PERSONS.

FINANCING:  
 INITIAL FUNDING DATE: 12-22-05  
 ACTIVITY ESTIMATE: 200,000.00  
 FUNDED AMOUNT: 200,000.00  
 UNLIQ OBLIGATIONS: 0.00  
 DRAWN THRU PGM YR: 0.00  
 DRAWN IN PGM YR: 0.00  
 NUMBER OF ASSISTED: TOTAL  
 TOT EXTREMELY LOW: 0  
 TOT LOW: 0  
 TOT MOD: 0  
 TOT NON LOW MOD: 0  
 TOTAL: 0  
 PERCENT LOW / MOD: 0.00  
 TOTAL FEMALE HEADED: 0

WHITE: 0  
 BLACK/AFRICAN AMERICAN: 0  
 ASIAN: 0  
 AMERICAN INDIAN/ALASKAN NATIVE: 0  
 NATIVE HAWAIIAN/OTHER PACIFIC ISLANDER: 0  
 AMERICAN INDIAN/ALASKAN NATIVE & WHITE: 0  
 ASIAN & WHITE: 0  
 BLACK/AFRICAN AMERICAN & WHITE: 0  
 AM. INDIAN/ALASKAN NATIVE & BLACK/AFRICAN AM: 0  
 OTHER MULTI-RACIAL: 0  
 TOTAL: 0

ACCOMPLISHMENTS BY YEAR:  
 REPORT YEAR      PROPOSED TYPE      ACTUAL TYPE      ACTUAL UNITS  
 2005      01 - PEOPLE (GENERAL)      30 01 - PEOPLE (GENERAL)      0  
 2006      01 - PEOPLE (GENERAL)      0 01 - PEOPLE (GENERAL)      0  
 TOTAL:           30           0

ACCOMPLISHMENT NARRATIVE: \*\*\*\*\*  
 EXTENDED ACTIVITY NARRATIVE: \*\*\*\*\*

PGM YEAR: 2005  
 PROJECT: 0011 - CDBG - PROJECT DELIVERY  
 ACTIVITY: 188 - CDBG - PROJECT DELIVERY  
 STATUS: UNDERWAY  
 LOCATION: 2800 N. HORSESHOE DRIVE  
 NAPLES, FL 34104  
 FINANCING: INITIAL FUNDING DATE: 01-12-06  
 ACTIVITY ESTIMATE: 3,842.75  
 FUNDED AMOUNT: 3,842.75  
 UNLIQ OBLIGATIONS: 0.00  
 DRAWN THRU PGM YR: 3,842.75  
 DRAWN IN PGM YR: 2,201.17

DESCRIPTION:  
 PROJECT DELIVERY COSTS ASSOCIATED WITH CDBG PROGRAM.

|   |         |           |
|---|---------|-----------|
| WHITE:  | TOTAL # | #HISPANIC |
| BLACK/AFRICAN AMERICAN:                       | 0       | 0         |
| ASIAN:  | 0       | 0         |
| AMERICAN INDIAN/ALASKAN NATIVE:               | 0       | 0         |
| NATIVE HAWAIIAN/OTHER PACIFIC ISLANDER:       | 0       | 0         |
| AMERICAN INDIAN/ALASKAN NATIVE & WHITE:       | 0       | 0         |
| ASIAN & WHITE:                                | 0       | 0         |
| BLACK/AFRICAN AMERICAN & WHITE:               | 0       | 0         |
| AM. INDIAN/ALASKAN NATIVE & BLACK/AFRICAN AM: | 0       | 0         |
| OTHER MULTI-RACIAL:                           | 0       | 0         |
| TOTAL:  | 0       | 0         |

NUMBER OF ASSISTED: TOTAL  
 TOT EXTREMELY LOW: 0  
 TOT LOW: 0  
 TOT MOD: 0  
 TOT NON LOW MOD: 0  
 TOTAL: 0  
 PERCENT LOW / MOD: 0.00  
 TOTAL FEMALE HEADED: 0

ACCOMPLISHMENTS BY YEAR:  
 REPORT YEAR PROPOSED TYPE ACTUAL TYPE ACTUAL UNITS  
 2005 10 - HOUSING UNITS 20 10 - HOUSING UNITS 0  
 2006 10 - HOUSING UNITS 0 10 - HOUSING UNITS 0  
 TOTAL: 20 20 0

ACCOMPLISHMENT NARRATIVE: \*\*\*\*\*  
 EXTENDED ACTIVITY NARRATIVE: \*\*\*\*\*

PGM YEAR: 2004  
 PROJECT: 0004 - WATER LINE REPAIR/BURIAL - COPELAND/LEE CYPRESS (PHASE II) OBJECTIVE: OBJECTIVE NOT SPECIFIED IN ACTIVITY PATH  
 ACTIVITY: 194 - COPELAND - WATER LINE BURIAL (PHASE II) OUTCOME: OUTCOME NOT SPECIFIED IN ACTIVITY PATH  
 STATUS: UNDERWAY MATRIX CODE: 11 REG CITATION: 570.201(L) NATIONAL OBJ: LMA

DESCRIPTION:  
 ASSISTANCE TO BURY WATER LINES IN COPELAND.

TOTAL # #HISPANIC

WHITE: 0 0  
 BLACK/AFRICAN AMERICAN: 0 0  
 ASIAN: 0 0  
 AMERICAN INDIAN/ALASKAN NATIVE: 0 0  
 NATIVE HAWAIIAN/OTHER PACIFIC ISLANDER: 0 0  
 AMERICAN INDIAN/ALASKAN NATIVE & WHITE: 0 0  
 ASIAN & WHITE: 0 0  
 BLACK/AFRICAN AMERICAN & WHITE: 0 0  
 AM. INDIAN/ALASKAN NATIVE & BLACK/AFRICAN AM: 0 0  
 OTHER MULTI-RACIAL: 0 0

TOTAL: 0 0

FINANCING:  
 LOCATION: MAIN STREET  
 COPELAND, FL 34137  
 INITIAL FUNDING DATE: 02-17-06  
 ACTIVITY ESTIMATE: 277,000.00  
 FUNDED AMOUNT: 277,000.00  
 UNLIQ OBLIGATIONS: 0.00  
 DRAWN THRU PGM YR: 147,637.50  
 DRAWN IN PGM YR: 0.00

NUMBER OF ASSISTED:  
 TOT EXTREMELY LOW: 0  
 TOT LOW: 0  
 TOT MOD: 0  
 TOT NON LOW MOD: 0  
 TOTAL: 0  
 PERCENT LOW / MOD: 0.00

TOTAL FEMALE HEADED: 0

| REPORT YEAR | PROPOSED TYPE   | PROPOSED UNITS | ACTUAL TYPE     | ACTUAL UNITS |
|-------------|-----------------|----------------|-----------------|--------------|
| 2004        | 08 - BUSINESSES | 0              | 08 - BUSINESSES | 0            |
| 2005        | 08 - BUSINESSES | 1              | 08 - BUSINESSES | 0            |
| 2006        | 08 - BUSINESSES | 0              | 08 - BUSINESSES | 0            |
| TOTAL:      |                 | 1              |                 | 0            |

CENSUS TRACT PERCENT LOW / MOD: 59.30

ACCOMPLISHMENT NARRATIVE: \*\*\*\*\*

EXTENDED ACTIVITY NARRATIVE: \*\*\*\*\*

PGM YEAR: 2004  
 PROJECT: 0008 - AFFORDABLE HOUSING - REHABILITATION (SFR)  
 ACTIVITY: 202 - CHURCH, TAMRE  
 STATUS: UNDERWAY  
 OBJECTIVE: OBJECTIVE NOT SPECIFIED IN ACTIVITY PATH  
 OUTCOME: OUTCOME NOT SPECIFIED IN ACTIVITY PATH  
 NATIONAL OBJ: LMH  
 MATRIX CODE: 14A  
 REG CITATION: 570.202

LOCATION: 1400 POMPEI LANE #2  
 NAPLES, FL 34103  
 FINANCING:

INITIAL FUNDING DATE: 03-09-06  
 ACTIVITY ESTIMATE: 19,793.75  
 FUNDED AMOUNT: 19,793.75  
 UNLIQ OBLIGATIONS: 0.00  
 DRAWN THRU PGM YR: 19,793.75  
 DRAWN IN PGM YR: 12,153.00

DESCRIPTION: SINGLE-FAMILY REHABILITATION ASSISTANCE.  
 WHITE: 0  
 BLACK/AFRICAN AMERICAN: 0  
 ASIAN: 0  
 AMERICAN INDIAN/ALASKAN NATIVE: 0  
 NATIVE HAWAIIAN/OTHER PACIFIC ISLANDER: 0  
 AMERICAN INDIAN/ALASKAN NATIVE & WHITE: 0  
 ASIAN & WHITE: 0  
 BLACK/AFRICAN AMERICAN & WHITE: 0  
 TOTAL AM. INDIAN/ALASKAN NATIVE & BLACK/AFRICAN AM: 0  
 OTHER MULTI-RACIAL: 0  
 TOTAL: 1

NUMBER OF HOUSEHOLDS ASSISTED:  
 OWNER 1  
 RENTER 0  
 TOT EXTREMELY LOW: 0  
 TOT LOW: 0  
 TOT MOD: 0  
 TOT NON LOW MOD: 0  
 TOTAL: 1  
 PERCENT LOW / MOD: 100.00  
 TOTAL FEMALE HEADED: 1

ACCOMPLISHMENTS BY YEAR:  
 REPORT YEAR PROPOSED TYPE  
 2004 10 - HOUSING UNITS  
 2005 10 - HOUSING UNITS  
 2006 10 - HOUSING UNITS  
 TOTAL: 30

ACCOMPLISHMENT NARRATIVE: \*\*\*\*\*  
 EXTENDED ACTIVITY NARRATIVE: \*\*\*\*\*

| REPORT YEAR | PROPOSED UNITS | ACTUAL TYPE        | ACTUAL UNITS |
|-------------|----------------|--------------------|--------------|
| 2004        | 1              | 10 - HOUSING UNITS | 0            |
| 2005        | 0              | 10 - HOUSING UNITS | 0            |
| 2006        | 0              | 10 - HOUSING UNITS | 0            |
| TOTAL:      | 1              |                    | 0            |

PGM YEAR: 2004  
 PROJECT: 0008 - AFFORDABLE HOUSING - REHABILITATION (SFR)  
 ACTIVITY: 203 - GOULD, GLADYS  
 STATUS: UNDERWAY  
 LOCATION: 410 3RD STREET  
 IMMOKALEE, FL 34142  
 FINANCING:

DESCRIPTION:  
 SINGLE FAMILY REHABILITATION ASSISTANCE.

TOTAL # #HISPANIC

INITIAL FUNDING DATE: 03-09-06  
 ACTIVITY ESTIMATE: 11,625.00  
 FUNDED AMOUNT: 11,625.00  
 UNLIQ OBLIGATIONS: 0.00  
 DRAWN THRU PGM YR: 11,625.00  
 DRAWN IN PGM YR: 4,800.00

NUMBER OF HOUSEHOLDS ASSISTED:

|                    |        |        |        |
|--------------------|--------|--------|--------|
| TOT EXTREMELY LOW: | OWNER  | RENTER | TOTAL  |
| TOT LOW:           | 0      | 0      | 0      |
| TOT MOD:           | 1      | 0      | 1      |
| TOT NON LOW MOD:   | 0      | 0      | 0      |
| TOTAL:             | 1      | 0      | 1      |
| PERCENT LOW / MOD: | 100.00 | 0.00   | 100.00 |

TOTAL FEMALE HEADED: 1

ACCOMPLISHMENTS BY YEAR:

|             |                    |                      |              |
|-------------|--------------------|----------------------|--------------|
| REPORT YEAR | PROPOSED TYPE      | ACTUAL TYPE          | ACTUAL UNITS |
| 2004        | 10 - HOUSING UNITS | 1 10 - HOUSING UNITS | 0            |
| 2005        | 10 - HOUSING UNITS | 0 10 - HOUSING UNITS | 0            |
| 2006        | 10 - HOUSING UNITS | 0 10 - HOUSING UNITS | 0            |
| TOTAL:      |                    | 1                    | 0            |

ACCOMPLISHMENT NARRATIVE: \*\*\*\*\*

EXTENDED ACTIVITY NARRATIVE: \*\*\*\*\*

OBJECTIVE: OBJECTIVE NOT SPECIFIED IN ACTIVITY PATH  
 OUTCOME: OUTCOME NOT SPECIFIED IN ACTIVITY PATH  
 MATRIX CODE: 14A REG CITATION: 570.202 NATIONAL OBJ: LMH

WHITE:  
 BLACK/AFRICAN AMERICAN:  
 ASIAN:  
 AMERICAN INDIAN/ALASKAN NATIVE:  
 NATIVE HAWAIIAN/OTHER PACIFIC ISLANDER:  
 AMERICAN INDIAN/ALASKAN NATIVE & WHITE:  
 ASIAN & WHITE:  
 BLACK/AFRICAN AMERICAN & WHITE:  
 AM. INDIAN/ALASKAN NATIVE & BLACK/AFRICAN AM:  
 OTHER MULTI-RACIAL:

TOTAL:

1

PGM YEAR: 2005  
 PROJECT: 0010 - CDBG-SINGLE FAMILY REHAB ASSISTANCE  
 ACTIVITY: 204 - HENDERSON, VERN  
 STATUS: UNDERWAY  
 LOCATION: 410 SE 11TH STREET  
 IMMOKALEE, FL 34142  
 FINANCING: INITIAL FUNDING DATE: 03-09-06  
 ACTIVITY ESTIMATE: 13,950.00  
 FUNDED AMOUNT: 13,950.00  
 UNLIQ OBLIGATIONS: 0.00

DESCRIPTION:  
 SINGLE-FAMILY REHABILITATION ASSISTANCE.

WHITE: TOTAL # #HISPANIC  
 BLACK/AFRICAN AMERICAN: 1 0  
 ASIAN: 0 0  
 AMERICAN INDIAN/ALASKAN NATIVE: 0 0

NATIVE HAWAIIAN/OTHER PACIFIC ISLANDER: 0 0  
 AMERICAN INDIAN/ALASKAN NATIVE & WHITE:  
 ASIAN & WHITE: 0 0  
 BLACK/AFRICAN AMERICAN & WHITE: 0 0  
 AM. INDIAN/ALASKAN NATIVE & BLACK/AFRICAN AM:  
 OTHER MULTI-RACIAL: 0 0

NUMBER OF HOUSEHOLDS ASSISTED:  
 OWNER 0 0  
 RENTER 0 0  
 TOT EXTREMELY LOW: 0 0  
 TOT LOW: 0 0  
 TOT MOD: 1 0  
 TOT NON LOW MOD: 0 0  
 TOTAL: 1 0  
 PERCENT LOW / MOD: 100.00 0.00

TOTAL FEMALE HEADED: 0

ACCOMPLISHMENTS BY YEAR:  
 REPORT YEAR PROPOSED TYPE  
 2005 10 - HOUSING UNITS  
 2006 10 - HOUSING UNITS  
 TOTAL:

PROPOSED UNITS ACTUAL TYPE ACTUAL UNITS  
 1 10 - HOUSING UNITS 1  
 0 10 - HOUSING UNITS 0  
 1 1 1

\*\*\*\*\*

ACCOMPLISHMENT NARRATIVE:

\*\*\*\*\*

EXTENDED ACTIVITY NARRATIVE:

PGM YEAR: 2004 PROJECT: 0008 - AFFORDABLE HOUSING - REHABILITATION (SFR) OBJECTIVE: PROVIDE DECENT AFFORDABLE HOUSING  
 ACTIVITY: 207 - GOFF, GRACIE NATIONAL OBJ: LMH OUTCOME: AFFORDABILITY  
 STATUS: UNDERWAY MATRIX CODE: 14A REG CITATION: 570.202

LOCATION: 246 SWAIN STREET SFR  
 COPELAND, FL 34137

FINANCING: INITIAL FUNDING DATE: 04-17-06  
 ACTIVITY ESTIMATE: 8,800.00  
 FUNDED AMOUNT: 8,800.00  
 UNLIQ OBLIGATIONS: 0.00  
 DRAWN THRU PGM YR: 8,400.00  
 DRAWN IN PGM YR: 700.00

NUMBER OF ASSISTED: TOTAL  
 TOT EXTREMELY LOW: 0  
 TOT LOW: 0  
 TOT MOD: 0  
 TOT NON LOW MOD: 0  
 TOTAL: 0  
 PERCENT LOW / MOD: 0.00  
 TOTAL FEMALE HEADED: 0

DESCRIPTION:  
 SFR  
 WHITE: TOTAL # #HISPANIC  
 BLACK/AFRICAN AMERICAN: 0 0  
 ASIAN: 0 0  
 AMERICAN INDIAN/ALASKAN NATIVE: 0 0  
 NATIVE HAWAIIAN/OTHER PACIFIC ISLANDER: 0 0  
 AMERICAN INDIAN/ALASKAN NATIVE & WHITE: 0 0  
 ASIAN & WHITE: 0 0  
 BLACK/AFRICAN AMERICAN & WHITE: 0 0  
 AM. INDIAN/ALASKAN NATIVE & BLACK/AFRICAN AM: 0 0

OTHER MULTI-RACIAL: 0 0  
 TOTAL: 0 0

ACCOMPLISHMENTS BY YEAR:  
 REPORT YEAR PROPOSED TYPE  
 2004 10 - HOUSING UNITS  
 2005 10 - HOUSING UNITS  
 2006 10 - HOUSING UNITS  
 TOTAL: 2

PROPOSED UNITS ACTUAL TYPE ACTUAL UNITS  
 1 10 - HOUSING UNITS 0  
 1 10 - HOUSING UNITS 0  
 0 10 - HOUSING UNITS 0  
 2 0 0

ACCOMPLISHMENT NARRATIVE: \*\*\*\*\*  
 EXTENDED ACTIVITY NARRATIVE: \*\*\*\*\*

PGM YEAR: 2005  
 PROJECT: 0010 - CDBG-SINGLE FAMILY REHAB ASSISTANCE  
 ACTIVITY: 208 - BREME, ST JEAN & YVROSE  
 STATUS: UNDERWAY  
 LOCATION: 577 N 9TH STREET  
 IMMOKALEE, FL 34142

OBJECTIVE: OBJECTIVE NOT SPECIFIED IN ACTIVITY PATH  
 OUTCOME: OUTCOME NOT SPECIFIED IN ACTIVITY PATH  
 NATIONAL OBJ: LMH  
 MATRIX CODE: 14A  
 REG CITATION: 570.202

DESCRIPTION:  
 SFR  
 WHITE: 0  
 BLACK/AFRICAN AMERICAN: 0  
 ASIAN: 0  
 AMERICAN INDIAN/ALASKAN NATIVE: 0  
 NATIVE HAWAIIAN/OTHER PACIFIC ISLANDER: 0  
 AMERICAN INDIAN/ALASKAN NATIVE & WHITE: 0  
 ASIAN & WHITE: 0  
 BLACK/AFRICAN AMERICAN & WHITE: 0  
 AM. INDIAN/ALASKAN NATIVE & BLACK/AFRICAN AM: 0  
 OTHER MULTI-RACIAL: 0

INITIAL FUNDING DATE: 04-17-06  
 ACTIVITY ESTIMATE: 13,850.00  
 FUNDED AMOUNT: 13,850.00  
 UNLIQ OBLIGATIONS: 0.00  
 DRAWN THRU PGM YR: 13,850.00  
 DRAWN IN PGM YR: 1,000.00

NUMBER OF ASSISTED: TOTAL  
 TOT EXTREMELY LOW: 0  
 TOT LOW: 0  
 TOT MOD: 0  
 TOT NON LOW MOD: 0  
 TOTAL: 0  
 PERCENT LOW / MOD: 0.00  
 TOTAL FEMALE HEADED: 0

ACCOMPLISHMENTS BY YEAR:  
 REPORT YEAR PROPOSED TYPE  
 2005 10 - HOUSING UNITS  
 2006 10 - HOUSING UNITS  
 TOTAL: 1

PROPOSED UNITS ACTUAL TYPE ACTUAL UNITS  
 1 10 - HOUSING UNITS 0  
 0 10 - HOUSING UNITS 0  
 1 0 0

ACCOMPLISHMENT NARRATIVE: \*\*\*\*\*  
 EXTENDED ACTIVITY NARRATIVE: \*\*\*\*\*



PGM YEAR: 2004  
 PROJECT: 0008 - AFFORDABLE HOUSING - REHABILITATION (SFR)  
 ACTIVITY: 215 - HODGE, FRANCES  
 STATUS: UNDERWAY  
 LOCATION: 231 BROCKINGTON DRIVE  
 COPELAND, FL 34137  
 FINANCING: INITIAL FUNDING DATE: 05-18-06  
 ACTIVITY ESTIMATE: 9,800.00  
 FUNDED AMOUNT: 9,800.00  
 UNLIQ OBLIGATIONS: 0.00  
 DRAWN THRU PGM YR: 9,800.00  
 DRAWN IN PGM YR: 3,200.00

DESCRIPTION: SFR

OBJECTIVE: PROVIDE DECENT AFFORDABLE HOUSING  
 OUTCOME: AVAILABILITY/ACCESSIBILITY  
 MATRIX CODE: 14A REG CITATION: 570.202 NATIONAL OBJ: LMH

| DESCRIPTION                                   | TOTAL # | #HISPANIC |
|---|---------|-----------|
| WHITE:  | 0       | 0         |
| BLACK/AFRICAN AMERICAN:                       | 1       | 0         |
| ASIAN:  | 0       | 0         |
| AMERICAN INDIAN/ALASKAN NATIVE:               | 0       | 0         |
| NATIVE HAWAIIAN/OTHER PACIFIC ISLANDER:       | 0       | 0         |
| AMERICAN INDIAN/ALASKAN NATIVE & WHITE:       | 0       | 0         |
| ASIAN & WHITE:                                | 0       | 0         |
| BLACK/AFRICAN AMERICAN & WHITE:               | 0       | 0         |
| AM. INDIAN/ALASKAN NATIVE & BLACK/AFRICAN AM: | 0       | 0         |
| OTHER MULTI-RACIAL:                           | 0       | 0         |
| TOTAL   | 1       | 0         |

NUMBER OF HOUSEHOLDS ASSISTED:

| OWNER | RENTER | TOTAL |
|-------|--------|-------|
| 1     | 0      | 1     |
| 0     | 0      | 0     |
| 0     | 0      | 0     |
| 0     | 0      | 0     |
| 1     | 0      | 1     |

TOT EXTREMELY LOW: 100.00 0.00 100.00

TOT LOW: 0

TOT MOD: 0

TOT NON LOW MOD: 0

TOTAL: 1

PERCENT LOW / MOD: 100.00 0.00 100.00

TOTAL FEMALE HEADED: 0

ACCOMPLISHMENTS BY YEAR:

| REPORT YEAR | PROPOSED TYPE      | ACTUAL TYPE          | ACTUAL UNITS |
|-------------|--------------------|----------------------|--------------|
| 2004        | 10 - HOUSING UNITS | 1 10 - HOUSING UNITS | 0            |
| 2005        | 10 - HOUSING UNITS | 1 10 - HOUSING UNITS | 0            |
| 2006        | 10 - HOUSING UNITS | 0 10 - HOUSING UNITS | 0            |
| TOTAL:      |                    | 2                    | 0            |

ACCOMPLISHMENT NARRATIVE: \*\*\*\*\*

EXTENDED ACTIVITY NARRATIVE: \*\*\*\*\*

PGM YEAR: 2005  
 PROJECT: 0010 - CDBG-SINGLE FAMILY REHAB ASSISTANCE  
 ACTIVITY: 216 - VIDAURRI, LUDVINIA  
 STATUS: UNDERWAY  
 LOCATION: 1001 RAULERSON ROAD  
 IMMOKALEE, FL 34142  
 FINANCING: 1001 RAULERSON ROAD  
 INITIAL FUNDING DATE: 06-29-06  
 ACTIVITY ESTIMATE: 7,395.02  
 FUNDED AMOUNT: 7,395.02  
 UNLIQ OBLIGATIONS: 0.00  
 DRAWN THRU PGM YR: 7,395.02  
 DRAWN IN PGM YR: 1,795.02

OBJECTIVE: CREATE SUITABLE LIVING ENVIRONMENTS  
 OUTCOME: AFFORDABILITY  
 MATRIX CODE: 14A REG CITATION: 570.202 NATIONAL OBJ: LMH

DESCRIPTION:  
 SFR

| DESCRIPTION   | TOTAL # | #HISPANIC |
|---|---------|-----------|
| WHITE:  | 1       | 1         |
| BLACK/AFRICAN AMERICAN:                             | 0       | 0         |
| ASIAN:  | 0       | 0         |
| AMERICAN INDIAN/ALASKAN NATIVE:                     | 0       | 0         |
| NATIVE HAWAIIAN/OTHER PACIFIC ISLANDER:             | 0       | 0         |
| AMERICAN INDIAN/ALASKAN NATIVE & WHITE:             | 0       | 0         |
| ASIAN & WHITE:                                      | 0       | 0         |
| BLACK/AFRICAN AMERICAN & WHITE:                     | 0       | 0         |
| TOTAL AM. INDIAN/ALASKAN NATIVE & BLACK/AFRICAN AM: | 0       | 0         |
| OTHER MULTI-RACIAL:                                 | 0       | 0         |
| TOTAL:  | 1       | 1         |

NUMBER OF HOUSEHOLDS ASSISTED:

| OWNER              | RENTER | TOTAL |
|--------------------|--------|-------|
| TOT EXTREMELY LOW: | 0      | 0     |
| TOT LOW:           | 1      | 1     |
| TOT MOD:           | 0      | 0     |
| TOT NON LOW MOD:   | 0      | 0     |
| TOTAL:             | 1      | 1     |

PERCENT LOW / MOD: 100.00 0.00 100.00  
 TOTAL FEMALE HEADED: 0

ACCOMPLISHMENTS BY YEAR:

| REPORT YEAR | PROPOSED TYPE      | ACTUAL TYPE          | ACTUAL UNITS |
|-------------|--------------------|----------------------|--------------|
| 2005        | 10 - HOUSING UNITS | 1 10 - HOUSING UNITS | 0            |
| 2006        | 10 - HOUSING UNITS | 0 10 - HOUSING UNITS | 0            |
| TOTAL:      |                    | 1                    | 0            |

ACCOMPLISHMENT NARRATIVE: \*\*\*\*\*  
 EXTENDED ACTIVITY NARRATIVE: \*\*\*\*\*

PGM YEAR: 2005

PROJECT: 0016 - ECONOMIC DEVELOPMENT/JOB CREATION  
ACTIVITY: 218 - ECONOMIC DEVELOPMENT - RINKER  
STATUS: FUNDS BUDGETED

LOCATION:

1501 BELVEDERE ROAD  
W. PALM BEACH, FL 33406

FINANCING:

INITIAL FUNDING DATE: 06-27-06  
ACTIVITY ESTIMATE: 200,000.00  
FUNDED AMOUNT: 0.00  
UNLIQ OBLIGATIONS: 0.00  
DRAWN THRU PGM YR: 0.00  
DRAWN IN PGM YR: 0.00

NUMBER OF PERSONS ASSISTED:

TOTAL 0  
TOT EXTREMELY LOW: 0  
TOT LOW: 0  
TOT MOD: 0  
TOT NON LOW MOD: 0  
TOTAL: 0  
PERCENT LOW / MOD: 0.00

TOTAL FEMALE HEADED: 0

ACCOMPLISHMENTS BY YEAR:

REPORT YEAR PROPOSED TYPE  
2005 13 - JOBS  
2006 13 - JOBS  
TOTAL:

ACCOMPLISHMENT NARRATIVE:

EXTENDED ACTIVITY NARRATIVE:

\*\*\*\*\*

\*\*\*\*\*

OBJECTIVE: CREATE ECONOMIC OPPORTUNITIES  
OUTCOME: SUSTAINABILITY  
MATRIX CODE: 18A REG CITATION: 570.203(B) NATIONAL OBJ: LMJ

DESCRIPTION:

ECONOMIC DEVELOPMENT - JOB CREATION FOR 20 VERY LOW-INCOME PERMANENT POSITIONS.

WHITE: TOTAL # #HISPANIC  
BLACK/AFRICAN AMERICAN: 0 0  
ASIAN: 0 0  
AMERICAN INDIAN/ALASKAN NATIVE: 0 0  
NATIVE HAWAIIAN/OTHER PACIFIC ISLANDER: 0 0  
AMERICAN INDIAN/ALASKAN NATIVE & WHITE: 0 0  
ASIAN & WHITE: 0 0  
BLACK/AFRICAN AMERICAN & WHITE: 0 0  
AM. INDIAN/ALASKAN NATIVE & BLACK/AFRICAN AM: 0 0  
OTHER MULTI-RACIAL: 0 0

TOTAL: 0 0

PROPOSED UNITS ACTUAL TYPE  
20 13 - JOBS  
0 13 - JOBS  
20

ACTUAL UNITS  
0  
0  
0

PGM YEAR: 2005  
 PROJECT: 0017 - NEIGHBORHOOD REVITALIZATION  
 ACTIVITY: 219 - COPELAND - LAND ACQUISITION  
 STATUS: UNDERWAY  
 LOCATION: 819 CHURCH STREET  
 COPELAND, FL 34137  
 FINANCING: INITIAL FUNDING DATE: 06-27-06  
 ACTIVITY ESTIMATE: 100,000.00  
 FUNDED AMOUNT: 100,000.00  
 UNLIQ OBLIGATIONS: 0.00  
 DRAWN THRU PGM YR: 90,165.00  
 DRAWN IN PGM YR: 90,165.00

OBJECTIVE: PROVIDE DECENT AFFORDABLE HOUSING  
 OUTCOME: AFFORDABILITY  
 MATRIX CODE: 01 REG CITATION: 570.201(A) NATIONAL OBJ: LMH

DESCRIPTION: LAND ACQUISITION FOR AFFORDABLE HOUSING

|   | TOTAL # | #HISPANIC |
|---|---------|-----------|
| WHITE:  | 0       | 0         |
| BLACK/AFRICAN AMERICAN:                       | 0       | 0         |
| ASIAN:  | 0       | 0         |
| AMERICAN INDIAN/ALASKAN NATIVE:               | 0       | 0         |
| NATIVE HAWAIIAN/OTHER PACIFIC ISLANDER:       | 0       | 0         |
| AMERICAN INDIAN/ALASKAN NATIVE & WHITE:       | 0       | 0         |
| ASIAN & WHITE:                                | 0       | 0         |
| BLACK/AFRICAN AMERICAN & WHITE:               | 0       | 0         |
| AM. INDIAN/ALASKAN NATIVE & BLACK/AFRICAN AM: | 0       | 0         |
| OTHER MULTI-RACIAL:                           | 0       | 0         |

NUMBER OF ASSISTED: TOTAL 0  
 TOT EXTREMELY LOW: 0  
 TOT LOW: 0  
 TOT MOD: 0  
 TOT NON LOW MOD: 0  
 TOTAL: 0  
 PERCENT LOW / MOD: 0.00

TOTAL FEMALE HEADED: 0

ACCOMPLISHMENTS BY YEAR:

| REPORT YEAR | PROPOSED TYPE      | ACTUAL TYPE          | ACTUAL UNITS |
|-------------|--------------------|----------------------|--------------|
| 2005        | 10 - HOUSING UNITS | 1 10 - HOUSING UNITS | 0            |
| 2006        | 10 - HOUSING UNITS | 0 10 - HOUSING UNITS | 0            |
| TOTAL:      |                    | 1                    | 0            |

ACCOMPLISHMENT NARRATIVE: \*\*\*\*\*

EXTENDED ACTIVITY NARRATIVE:

07-31-06 REVIEWED QUOTES FOR REMOVAL OF THE MOBILE HOME, AND THE COSTS OF BRINGING THE PROPERTY TO CODE. HOUSING AND GRANTS DEPT. WORKING WITH PARKS AND REC. TO CONSIDER SWAPPING LOTS. THE LOT AT 819 CHURCH STREET WOULD BE A PERFECT SPOT FOR A PARK OR COMMUNITY CENTER. THE LOT TO BE SWAPPED IS ACROSS THE STREET AND READY FOR CONSTRUCTION. - NM

08-31-06 RECEIVED NAMES OF COPELAND RESIDENTS WHO HAVE TAKEN THE HOMEBUYER ED. CLASSES AND PLAN ON CONTACTING EACH OF THEM TO NOTIFY THEM THAT THE CCHDC WILL HAVE A HOME FOR SALE WITHIN THE NEXT 12 MONTHS. REQUESTED FUNDING FROM THE FLORIDA HOUSING FINANCE AUTHORITY TO COMPLETE THE SITE PREP. - NM

09-30-06 THE CCHDC RECEIVED 2 MORE BIDS FOR DEMOLITION AND CLEARANCE BUT THE BIDS WERE STILL TOO HIGH. RECEIVED REFERENCE LIST OF CONTRACTORS FROM THE COUNTY TO TRY AND FIND A CONTRACTOR THAT WILL GIVE US A REASONABLE QUOTE. THE COUNTY STAFF AND THE CCHDC MET WITH BARRY WILLIAMS FROM PARKS & REC. AND A TENTATIVE AGREEMENT WAS REACHED TO SWAP LOTS. DETAILS OF THE LAND SWAP HAVE NOT BEEN FINALIZED AS OF YET. - NM

10-31-06 THE CCHDC RECEIVED 2 MORE BIDS MAKING IT A TOTAL OF 4 AND ALL FOUR ARE IN EXCESS OF \$20,000. TWO OF THE BIDS WERE ITEMIZED AND IT APPEARS THAT THE EXPENSE IS THE FILL FOR THE LOT. WE HAVE SIGNED A CONTRACT WITH FIFTH THIRD FOUNDATION FOR \$5,000. THE MONEY WILL BE USED FOR THE COPELAND PROJECT. - NM

02-28-07 THE LOT HAS BEEN CLEARED AND ALL DEBRIS HAS BEEN PROPERLY DISPOSED OF. THE LOT IS READY FOR CONSTRUCTION. THE COUNTY HAS APPROVED THE LOT SPLIT AND NOW WE HAVE TWO BUILDABLE LOTS IN COPELAND. - NM

03-31-07 TRYING TO OBTAIN AND SECURE A LINE OF CREDIT FROM LOCAL BANKS. THE LOT IS READY FOR CONSTRUCTION ONCE FUNDING IS IN ORDER. - NM

PGM YEAR: 2006  
 PROJECT: 0002 - SANDERS PINES APARTMENTS - REROOFING  
 ACTIVITY: 221 - SANDERS PINES - REROOFING  
 STATUS: UNDERWAY  
 LOCATION: SANDERS PINES CIRCLE  
 IMMOKALEE, FL 34142  
 FINANCING:

OBJECTIVE: CREATE SUITABLE LIVING ENVIRONMENTS  
 OUTCOME: AVAILABILITY/ACCESSIBILITY  
 NATIONAL OBJ: LMH  
 MATRIX CODE: 14B REG CITATION: 570.202

DESCRIPTION:  
 THIS ACTIVITY WILL EXTEND THE LIFE OF THIS LOW-INCOME RENTAL COMPLEX.

|                       |            |         |           |
|-----------------------|------------|---------|-----------|
| INITIAL FUNDING DATE: | 07-20-06   | TOTAL # | #HISPANIC |
| ACTIVITY ESTIMATE:    | 257,000.00 | 0       | 0         |
| FUNDED AMOUNT:        | 257,000.00 | 0       | 0         |
| UNLIQ OBLIGATIONS:    | 0.00       | 0       | 0         |
| DRAWN THRU PGM YR:    | 209,170.00 | 0       | 0         |
| DRAWN IN PGM YR:      | 209,170.00 | 0       | 0         |

|                                |       |        |      |
|--------------------------------|-------|--------|------|
| NUMBER OF HOUSEHOLDS ASSISTED: |       |        |      |
| TOT EXTREMELY LOW:             | OWNER | RENTER |      |
| TOT LOW:                       | 0     | 0      | 0    |
| TOT MOD:                       | 0     | 0      | 0    |
| TOT NON LOW MOD:               | 0     | 0      | 0    |
| TOTAL:                         | 0     | 0      | 0    |
| PERCENT LOW / MOD:             | 0.00  | 0.00   | 0.00 |
| TOTAL FEMALE HEADED:           | 0     |        |      |

|                          |                |                    |              |
|--------------------------|----------------|--------------------|--------------|
| ACCOMPLISHMENTS BY YEAR: | PROPOSED UNITS | ACTUAL TYPE        | ACTUAL UNITS |
| 2005                     | 40             | 10 - HOUSING UNITS | 0            |
| 2006                     | 0              | 10 - HOUSING UNITS | 40           |
| TOTAL:                   | 40             |                    | 40           |

ACCUMULATED IN 2006-2007; ALL EXPENDED BY 10-31-06 (100%).  
 EXTENDED ACTIVITY NARRATIVE: 07-31-06 AGREEMENT BETWEEN COLLIER COUNTY AND INPH WAS SIGNED 7/03. CONTRACT WITH DALLY ROOFING WAS SIGNED ON 7/14 IN THE BASE AMOUNT OF \$188,700. ADDITIONAL AMOUNTS TO BE PAID FOR PLYWOOD, FASCIA REPLACEMENT AND REPAIR AS REQUIRED. - NM  
 08-31-06 NEW ROOFS WERE INSTALLED AND INSPECTED ON THE FIRST TWO BUILDINGS. THE PREPARATION WORK IS COMPLETED ON THE NEXT TWO BUILDINGS. THE PREPARATION WORK IS COMPLETED ON THE NEXT TWO BUILDINGS. EXTENDED THE TRADE CONTRACT BY ONE MONTH IN CONSIDERATION OF EXCUSABLE DELAYS. - NM  
 10-31-06 NEW ROOFS WERE INSTALLED ON ALL NINE BUILDINGS. THE PROJECT WAS COMPLETED ON OCTOBER 31. FINAL REQUEST FOR PAYMENT HAS BEEN SUBMITTED TO THE COUNTY. PRESS RELEASE HAS BEEN DRAFTED AND AWAITS INPUT FROM THE CONTRACTOR & IT WILL BE MADE THIS MONTH. - NM

PGM YEAR: 2006  
 PROJECT: 0016 - CDBG PLANNING AND ADMINISTRATION/FAIR HOUSING  
 ACTIVITY: 226 - CDBG ADMINISTRATION  
 STATUS: UNDERWAY  
 LOCATION: 2800 N. HORSESHOE DRIVE  
 NAPLES, FL 34104  
 FINANCING: INITIAL FUNDING DATE: 09-13-06  
 ACTIVITY ESTIMATE: 474,719.00  
 FUNDED AMOUNT: 474,719.00  
 UNLIQ OBLIGATIONS: 0.00  
 DRAWN THRU PGM YR: 349,200.50  
 DRAWN IN PGM YR: 342,916.96

DESCRIPTION:  
 PROGRAM PLANNING AND ADMINISTRATION

|   |         |           |
|---|---------|-----------|
| WHITE:  | TOTAL # | #HISPANIC |
| BLACK/AFRICAN AMERICAN:                       | 0       | 0         |
| ASIAN:  | 0       | 0         |
| AMERICAN INDIAN/ALASKAN NATIVE:               | 0       | 0         |
| NATIVE HAWAIIAN/OTHER PACIFIC ISLANDER:       | 0       | 0         |
| AMERICAN INDIAN/ALASKAN NATIVE & WHITE:       | 0       | 0         |
| ASIAN & WHITE:                                | 0       | 0         |
| BLACK/AFRICAN AMERICAN & WHITE:               | 0       | 0         |
| AM. INDIAN/ALASKAN NATIVE & BLACK/AFRICAN AM: | 0       | 0         |
| OTHER MULTI-RACIAL:                           | 0       | 0         |

TOTAL: 0 0

TOTAL FEMALE HEADED: 0

ACCOMPLISHMENTS BY YEAR:  
 REPORT YEAR PROPOSED TYPE  
 2006  
 TOTAL:

PROPOSED UNITS ACTUAL TYPE  
 0 0

ACTUAL UNITS  
 0 0

\*\*\*\*\*

\*\*\*\*\*

ACCOMPLISHMENT NARRATIVE:

EXTENDED ACTIVITY NARRATIVE:

PGM YEAR: 2006  
 PROJECT: 0016 - CDBG PLANNING AND ADMINISTRATION/FAIR HOUSING  
 ACTIVITY: 227 - FAIR HOUSING  
 STATUS: FUNDS BUDGETED  
 LOCATION: 2800 N. HORSESHOE DRIVE

NAPLES, FL 34104

FINANCING:

INITIAL FUNDING DATE: 09-13-06  
 ACTIVITY ESTIMATE: 3,000.00  
 FUNDED AMOUNT: 3,000.00  
 UNLIQ OBLIGATIONS: 0.00  
 DRAWN THRU PGM YR: 0.00  
 DRAWN IN PGM YR: 0.00

NUMBER OF ASSISTED:

TOTAL 0  
 TOT EXTREMELY LOW: 0  
 TOT LOW: 0  
 TOT MOD: 0  
 TOT NON LOW MOD: 0  
 TOTAL: 0  
 PERCENT LOW / MOD: 0.00  
 TOTAL FEMALE HEADED: 0

ACCOMPLISHMENTS BY YEAR:  
 REPORT YEAR PROPOSED TYPE  
 2006  
 TOTAL:

ACCOMPLISHMENT NARRATIVE:

EXTENDED ACTIVITY NARRATIVE:

\*\*\*\*\*

\*\*\*\*\*

OBJECTIVE: OBJECTIVE/OUTCOME NOT NECESSARY  
 OUTCOME: FOR PLANNING/ADMIN ACTIVITIES  
 MATRIX CODE: 21A REG CITATION: 570.206 NATIONAL OBJ:

DESCRIPTION:  
 FAIR HOUSING ACTIVITIES

|   |         |           |
|---|---------|-----------|
| WHITE:  | TOTAL # | #HISPANIC |
| BLACK/AFRICAN AMERICAN:                       | 0       | 0         |
| ASIAN:  | 0       | 0         |
| AMERICAN INDIAN/ALASKAN NATIVE:               | 0       | 0         |
| NATIVE HAWAIIAN/OTHER PACIFIC ISLANDER:       | 0       | 0         |
| AMERICAN INDIAN/ALASKAN NATIVE & WHITE:       | 0       | 0         |
| ASIAN & WHITE:                                | 0       | 0         |
| BLACK/AFRICAN AMERICAN & WHITE:               | 0       | 0         |
| AM. INDIAN/ALASKAN NATIVE & BLACK/AFRICAN AM: | 0       | 0         |
| OTHER MULTI-RACIAL:                           | 0       | 0         |
| TOTAL:  | 0       | 0         |

PROPOSED UNITS ACTUAL TYPE  
 0  
 0

ACTUAL UNITS  
 0  
 0



PGM YEAR: 2005  
 PROJECT: 0010 - CDBG-SINGLE FAMILY REHAB ASSISTANCE  
 STATUS: 232 - PIERRE, ANTHONY & MARIE UNDERWAY  
 LOCATION: 2480 BAYSIDE STREET  
 NAPLES, FL 34112  
 FINANCING: INITIAL FUNDING DATE: 10-19-06  
 ACTIVITY ESTIMATE: 4,660.00  
 FUNDED AMOUNT: 4,660.00  
 UNLIQ OBLIGATIONS: 0.00

DESCRIPTION:  
 SFR

TOTAL # 1  
 #HISPANIC 1  
 0  
 0  
 0  
 0

WHITE:  
 BLACK/AFRICAN AMERICAN:  
 ASIAN:  
 AMERICAN INDIAN/ALASKAN NATIVE:

NATIVE HAWAIIAN/OTHER PACIFIC ISLANDER:  
 AMERICAN INDIAN/ALASKAN NATIVE & WHITE:  
 ASIAN & WHITE:  
 BLACK/AFRICAN AMERICAN & WHITE:  
 AM. INDIAN/ALASKAN NATIVE & BLACK/AFRICAN AM:  
 OTHER MULTI-RACIAL:

NUMBER OF HOUSEHOLDS ASSISTED:  
 TOT EXTREMELY LOW: 0  
 TOT LOW: 0  
 TOT MOD: 0  
 TOT NON LOW MOD: 1  
 TOTAL: 1  
 PERCENT LOW / MOD: 0.00  
 TOTAL FEMALE HEADED: 0

OWNER RENTER  
 0 0  
 0 0  
 0 0  
 1 0  
 1 0  
 0.00 0.00

DRAWN THRU PGM YR: 4,660.00  
 DRAWN IN PGM YR: 4,660.00

\*\*\*\*\*  
 ACCOMPLISHMENT NARRATIVE:  
 \*\*\*\*\*

ACCOMPLISHMENTS BY YEAR:  
 REPORT YEAR PROPOSED TYPE  
 2005 10 - HOUSING UNITS  
 2006 10 - HOUSING UNITS  
 TOTAL:

PROPOSED UNITS ACTUAL TYPE  
 1 10 - HOUSING UNITS  
 0 10 - HOUSING UNITS  
 1

ACTUAL UNITS  
 0  
 0  
 0

PGM YEAR: 2006  
 PROJECT: 0001 - LIBERTY LANDING - INFRASTRUCTURE  
 ACTIVITY: 233 - LIBERTY LANDING - INFRASTRUCTURE  
 STATUS: UNDERWAY  
 LOCATION: LAKE TRAFFORD ROAD  
 IMMOKALEE, FL 34142  
 FINANCING:  
 INITIAL FUNDING DATE: 10-23-06  
 ACTIVITY ESTIMATE: 700,000.00  
 FUNDED AMOUNT: 700,000.00  
 UNLIQ OBLIGATIONS: 0.00  
 DRAWN THRU PGM YR: 551,030.00  
 DRAWN IN PGM YR: 253,983.00

OBJECTIVE: PROVIDE DECENT AFFORDABLE HOUSING  
 OUTCOME: AFFORDABILITY  
 MATRIX CODE: 03 REG CITATION: 570.201(C) NATIONAL OBJ: LMH  
 DESCRIPTION:  
 INFRASTRUCTURE SUPPORT TO SUPPORT 150 HOMESITES FOR LOW- INCOME HOMEOWNERS.  
 WHITE: TOTAL # #HISPANIC  
 BLACK/AFRICAN AMERICAN: 0 0  
 ASIAN: 0 0  
 AMERICAN INDIAN/ALASKAN NATIVE: 0 0  
 NATIVE HAWAIIAN/OTHER PACIFIC ISLANDER: 0 0  
 AMERICAN INDIAN/ALASKAN NATIVE & WHITE: 0 0  
 ASIAN & WHITE: 0 0  
 BLACK/AFRICAN AMERICAN & WHITE: 0 0  
 TOTAL AM. INDIAN/ALASKAN NATIVE & BLACK/AFRICAN AM: 0 0

NUMBER OF HOUSEHOLDS ASSISTED:  
 OWNER RENTER TOTAL

TOT EXTREMELY LOW: 0 0 0 OTHER MULTI-RACIAL: 0 0  
 TOT LOW: 0 0  
 TOT MOD: 0 0  
 TOT NON LOW MOD: 0 0  
 TOTAL: 0 0  
 PERCENT LOW / MOD: 0.00 0.00 0.00

TOTAL FEMALE HEADED: 0

ACCOMPLISHMENTS BY YEAR:  
 REPORT YEAR PROPOSED TYPE ACTUAL TYPE ACTUAL UNITS  
 2006 10 - HOUSING UNITS 150 10 - HOUSING UNITS 150  
 TOTAL: 150 0

ACCOMPLISHMENT NARRATIVE: \$700,000 ALLOCATED IN 2006-2007.

EXTENDED ACTIVITY NARRATIVE: 11-30-06 INFRASTRUCTURE WORK HAS BEGUN. - NM  
 02-28-07 INFRASTRUCTURE WORK IN PROGRESS. HOUSE PERMITTING PROCESS TO BEGIN  
 SOON. - NM  
 04-30-07 ROADS PAVED; HOUSE PADS SURVEYED. SLABS WILL BE PUT IN FOR TWENTY (20)  
 PERMITTED HOUSES. HOUSE CONSTRUCTION WILL BEGIN SOON. - NM

PGM YEAR: 2005  
 PROJECT: 0018 - CITY OF NAPLES - RIVER PARK IMPROVEMENTS  
 ACTIVITY: 234 - CARVER-RIVER PARK IMPROVEMENTS  
 STATUS: UNDERWAY  
 LOCATION: 5TH AVENUE  
 NAPLES, FL 34102  
 FINANCING: 10-23-06  
 INITIAL FUNDING DATE: 188,475.00  
 ACTIVITY ESTIMATE: 188,475.00  
 FUNDED AMOUNT: 0.00  
 UNLIQ OBLIGATIONS: 137,988.79  
 DRAWN THRU PGM YR: 137,988.79  
 DRAWN IN PGM YR:

OBJECTIVE: CREATE SUITABLE LIVING ENVIRONMENTS  
 OUTCOME: AVAILABILITY/ACCESSIBILITY  
 MATRIX CODE: 03 REG CITATION: 570.201(C) NATIONAL OBJ: LMA

DESCRIPTION: NEIGHBORHOOD IMPROVEMENTS  
 WHITE: 0  
 BLACK/AFRICAN AMERICAN: 0  
 ASIAN: 0  
 AMERICAN INDIAN/ALASKAN NATIVE: 0  
 NATIVE HAWAIIAN/OTHER PACIFIC ISLANDER: 0  
 AMERICAN INDIAN/ALASKAN NATIVE & WHITE: 0  
 ASIAN & WHITE: 0  
 BLACK/AFRICAN AMERICAN & WHITE: 0  
 AM.INDIAN/ALASKAN NATIVE & BLACK/AFRICAN AM: 0  
 OTHER MULTI-RACIAL: 0

TOTAL # 0  
 #HISPANIC 0

TOTAL: 0  
 TOT MOD: 0  
 TOT NON LOW MOD: 0  
 TOTAL: 0  
 PERCENT LOW / MOD: 0.00  
 TOTAL FEMALE HEADED: 0

ACCOMPLISHMENTS BY YEAR:  
 REPORT YEAR PROPOSED TYPE  
 2005 01 - PEOPLE (GENERAL) 1,000 01 - PEOPLE (GENERAL) 1,000  
 2006 01 - PEOPLE (GENERAL) 0 01 - PEOPLE (GENERAL) 0  
 TOTAL: 1,000 1,000  
 CENSUS TRACT PERCENT LOW / MOD: 69.70

ACCOMPLISHMENT NARRATIVE: \$188,475 ALLOCATED IN 2005-2006; ALL EXPENDED BY 12-31-06 (100%).  
 EXTENDED ACTIVITY NARRATIVE: 07-31-06 SURVEY CONTRACT AWARDED TO "BYRNES SURVEYING, INC.". - NM  
 08-31-06 SURVEY FOR RIVER PARK ALLEY AND PARK IMPROVEMENTS IN PROGRESS. - NM  
 09-30-06 ALLEY SURVEY COMPLETED. - NM  
 10-31-06 AGREEMENT WAS AMENDED AND APPROVED. THE CITY WILL USE THE \$68,475 PREVIOUSLY ALLOCATED TO THE FUN TIME NURSERY PROJECT TO INSTEAD REPAIR THE STORMWATER SYSTEM TO THE JASMINE CAY AREA & FIVE (5) OTHER PUBLIC IMPROVEMENT PROJECTS. BID PACKAGES ASSEMBLED AND APPROVED BY COLLIER COUNTY. - NM  
 11-30-06 ACTIVITIES THIS MONTH INCLUDED THE COMPLETION OF SUPPLIER BIDDING, SELECTION OF VENDORS AND GENERAL INTERNAL PREPARATION FOR THE START OF CONSTRUCTION ACTIVITY IN DECEMBER. - NM

12-31-06 THE FOLLOWING PROJECTS WERE COMPLETED: 1) 11TH STREET STORMWATER; 2) 11TH STREET ALLEY PAVING; 3) RIVER PARK ENTRANCE LANDSCAPING; 4) RIVER PARK COMMUNITY CENTER LANDSCAPING; 5) LANDSCAPING OF 5TH AVE. NO.; 6) 3RD AVE. NO. PARK IMPROVEMENTS.  
 01-31-07 ALL ON-SITE PROJECT ACTIVITY WAS COMPLETED IN THE MONTH OF DECEMBER. FOLLOWED UP COMPLETION OF PROJECT WITH SUBMISSION OF REPORTS AND MISCELLANEOUS PROJECT PAPERWORK REQUIRED BY COLLIER COUNTY. - NM

ACTUAL UNITS  
 0  
 1,000  
 1,000

PGM YEAR: 2005  
 PROJECT: 0010 - CDBG-SINGLE FAMILY REHAB ASSISTANCE  
 ACTIVITY: 236 - 2005 CDBG-SINGLE FAMILY REHAB ASSISTANCE  
 STATUS: UNDERWAY  
 LOCATION: 3050 N HORSESHOE DRIVE  
 COUNTYWIDE, FL 34120  
 FINANCING:

OBJECTIVE: PROVIDE DECENT AFFORDABLE HOUSING  
 OUTCOME: AFFORDABILITY  
 MATRIX CODE: 14A  
 REG CITATION: 570.202  
 NATIONAL OBJ: LMH

DESCRIPTION:  
 SFR

TOTAL # #HISPANIC

INITIAL FUNDING DATE: 04-13-07  
 ACTIVITY ESTIMATE: 61,940.00  
 FUNDED AMOUNT: 61,940.00  
 UNLIQ OBLIGATIONS: 0.00  
 DRAWN THRU PGM YR: 28,161.98  
 DRAWN IN PGM YR: 28,161.98

NUMBER OF HOUSEHOLDS ASSISTED:

| OWNER              | RENTER | TOTAL  | #HISPANIC |
|--------------------|--------|--------|-----------|
| TOT EXTREMELY LOW: | 0      | 0      | 0         |
| TOT LOW:           | 0      | 0      | 0         |
| TOT MOD:           | 1      | 1      | 0         |
| TOT NON LOW MOD:   | 0      | 0      | 0         |
| TOTAL:             | 1      | 1      | 0         |
| PERCENT LOW / MOD: | 100.00 | 100.00 | 0         |

WHITE:  
 BLACK/AFRICAN AMERICAN:  
 ASIAN:  
 AMERICAN INDIAN/ALASKAN NATIVE:  
 NATIVE HAWAIIAN/OTHER PACIFIC ISLANDER:  
 AMERICAN INDIAN/ALASKAN NATIVE & WHITE:  
 ASIAN & WHITE:  
 BLACK/AFRICAN AMERICAN & WHITE:  
 AM. INDIAN/ALASKAN NATIVE & BLACK/AFRICAN AM:  
 OTHER MULTI-RACIAL:

TOTAL FEMALE HEADED: 1

ACCOMPLISHMENTS BY YEAR:

| REPORT YEAR | PROPOSED TYPE      | PROPOSED UNITS | ACTUAL TYPE        | ACTUAL UNITS |
|-------------|--------------------|----------------|--------------------|--------------|
| 2005        | 10 - HOUSING UNITS | 1              | 10 - HOUSING UNITS | 0            |
| 2006        | 10 - HOUSING UNITS | 0              | 10 - HOUSING UNITS | 0            |
| TOTAL:      |                    | 1              |                    | 0            |

ACCOMPLISHMENT NARRATIVE: \*\*\*\*\*

EXTENDED ACTIVITY NARRATIVE: \*\*\*\*\*

PGM YEAR: 2006  
 PROJECT: 0009 - HOMELESS MANAGEMENT INFORMATION SYSTEM (HMIS)  
 ACTIVITY: 237 - HOMELESS MANAGEMENT INFORMATION SYSTEM  
 STATUS: UNDERWAY  
 LOCATION: 279 AIRPORT ROAD SOUTH  
 NAPLES, FL 34112

OBJECTIVE: CREATE SUITABLE LIVING ENVIRONMENTS  
 OUTCOME: SUSTAINABILITY  
 REG CITATION: 570.201(E) NATIONAL OBJ: LMC

DESCRIPTION:  
 HMIS WILL IMPROVE ACCESS TO SERVICES FOR THE HOMELESS POPULATION AS WELL AS PROVIDE LOCAL SERVICE PROVIDERS AND GOVERNMENTAL AGENCIES WITH BETTER DATA FOR PROJECT PLANNING.

|   | TOTAL # | #HISPANIC |
|---|---------|-----------|
| WHITE:  | 274     | 60        |
| BLACK/AFRICAN AMERICAN:                       | 6       | 0         |
| ASIAN:  | 0       | 0         |
| AMERICAN INDIAN/ALASKAN NATIVE:               | 0       | 0         |
| NATIVE HAWAIIAN/OTHER PACIFIC ISLANDER:       | 3       | 3         |
| AMERICAN INDIAN/ALASKAN NATIVE & WHITE:       | 0       | 0         |
| ASIAN & WHITE:                                | 0       | 0         |
| BLACK/AFRICAN AMERICAN & WHITE:               | 2       | 0         |
| AM. INDIAN/ALASKAN NATIVE & BLACK/AFRICAN AM: | 0       | 0         |
| OTHER MULTI-RACIAL:                           | 9       | 0         |
| TOTAL:  | 294     | 63        |

|        | PROPOSED UNITS | ACTUAL TYPE           | ACTUAL UNITS |
|--------|----------------|-----------------------|--------------|
| 2006   | 75             | 01 - PEOPLE (GENERAL) | 0            |
| TOTAL: | 75             |                       | 0            |

FINANCING:  
 INITIAL FUNDING DATE: 02-07-07  
 ACTIVITY ESTIMATE: 50,000.00  
 FUNDED AMOUNT: 50,000.00  
 UNLIQ OBLIGATIONS: 0.00  
 DRAWN THRU PGM YR: 36,461.00  
 DRAWN IN PGM YR: 36,461.00

NUMBER OF PERSONS ASSISTED:  
 TOT EXTREMELY LOW: TOTAL 291  
 TOT LOW: 3  
 TOT MOD: 0  
 TOT NON LOW MOD: 0  
 TOTAL: 294  
 PERCENT LOW / MOD: 100.00  
 TOTAL FEMALE HEADED: 0

ACCOMPLISHMENTS BY YEAR:  
 REPORT YEAR PROPOSED TYPE  
 2006 01 - PEOPLE (GENERAL)  
 TOTAL:

ACCOMPLISHMENT NARRATIVE:  
 \*\*\*\*\*

EXTENDED ACTIVITY NARRATIVE: 12-31-06 IMMOKALEE FRIENDSHIP HOUSE CONFIGURATION DONE, CLIENTTRACK TRAINING SITE FOR IFH W/ WORK FLOWS SET UP FOR STAFF TRAINING; DAVID LAWRENCE CENTER WORKING W/ PROJECT MANAGEMENT'S ASSISTANCE, COMPLETED ENTRY OF ALL 2006 CLIENTS WITH DATA ACCURACY AND COMPLETENESS CHECK COMPLETED ALSO; ST. MATTHEW'S HOUSE PARTICIPATED IN A CONFERENCE CALL WITH CT ACCOUNTS MANAGER AND SMH FINANCIAL OFFICER REGARDING THE USE OF THE GRANTS MANAGEMENT & BILLING MODULES. FINALIZED CONFIGURATION FOR THE SMH SHELTER PROGRAM, INCLUDING DEVELOPMENT OF ROSTER REPORT; ONE ATTENDEE AT THE INCCC WALK-IN CLINIC IN DECEMBER. - NM

01-31-07 CLOSE-OUT MONITORING OF COC RENEWAL GRANT; IN-PROGRESS MONITORING OF THE COC EXPANSION GRANT CARRIED OUT; IFH MOVED FROM TRAINING SITE TO LIVE ON JAN. 16TH; CC FRC COMPLETED INITIAL TRAINING, CONFIGURATION WORK ON JAN. 30TH; ASSISTANCE WAS PROVIDED FOR THE POINT IN TIME HOMELESS COUNT, INCLUDING DATA ENTRY & PROVISION OF DATABASE FOR REPORTS. - NM

02-28-07 NEW CHAIRPERSON & ASST. CHAIRPERSON APPOINTED FOR 2007; STRATEGIC PLANNING COMMITTEE MET ON FEB. 15TH TO WORK ON SUSTAINABILITY ISSUES FOR INCCC HMIS, INCLUDING POSSIBLE GRANTS; PLAN (PHYSICIAN LED ASSISTANCE NETWORK) PARTICIPATION IN INCCC WAS APPROVED AT THE INCCC HMIS STEERING COMMITTEE, AND A MOTION TO RECOMMEND TO THE CCHC BOARD OF DIRECTORS TO ENTER INTO A DIRECT DATA ENTRY PARTNER AGENCY AGREEMENT W/ PLAN EFFECTIVE 3/6/07 WAS APPROVED. - NM

PGM YEAR: 2006  
 PROJECT: 0004 - TRANSITIONAL HOUSING FOR SHELTER FOR ABUSED WOMEN/CHILDREN  
 ACTIVITY: 240 - TRANSITIONAL HOUSING - SAWCC  
 STATUS: UNDERWAY  
 LOCATION: P. O. BOX 10102  
 NAPLES, FL 34101  
 FINANCING: INITIAL FUNDING DATE: 01-08-07  
 ACTIVITY ESTIMATE: 50,000.00  
 FUNDED AMOUNT: 50,000.00  
 UNLIQ OBLIGATIONS: 0.00  
 DRAWN THRU PGM YR: 11,800.00  
 DRAWN IN PGM YR: 11,800.00

OBJECTIVE: CREATE SUITABLE LIVING ENVIRONMENTS  
 OUTCOME: AVAILABILITY/ACCESSIBILITY  
 NATIONAL OBJ: LMC  
 MATRIX CODE: 03C REG CITATION: 570.201(C)  
 DESCRIPTION: TRANSITIONAL HOUSING FOR CLIENTS LEAVING THE EMERGENCY SHELTER.

|   |         |           |
|---|---------|-----------|
| WHITE:  | TOTAL # | #HISPANIC |
| BLACK/AFRICAN AMERICAN:                       | 0       | 0         |
| ASIAN:  | 0       | 0         |
| AMERICAN INDIAN/ALASKAN NATIVE:               | 0       | 0         |
| NATIVE HAWAIIAN/OTHER PACIFIC ISLANDER:       | 0       | 0         |
| AMERICAN INDIAN/ALASKAN NATIVE & WHITE:       | 0       | 0         |
| ASIAN & WHITE:                                | 0       | 0         |
| BLACK/AFRICAN AMERICAN & WHITE:               | 0       | 0         |
| AM. INDIAN/ALASKAN NATIVE & BLACK/AFRICAN AM: | 0       | 0         |
| OTHER MULTI-RACIAL:                           | 0       | 0         |
| TOTAL:  | 0       | 0         |

|                      |       |
|----------------------|-------|
| TOT EXTREMELY LOW:   | TOTAL |
| TOT LOW:             | 0     |
| TOT MOD:             | 0     |
| TOT NON LOW MOD:     | 0     |
| TOTAL:               | 0     |
| PERCENT LOW / MOD:   | 0.00  |
| TOTAL FEMALE HEADED: | 0     |

|                          |                |                        |              |
|--------------------------|----------------|------------------------|--------------|
| ACCOMPLISHMENTS BY YEAR: | PROPOSED UNITS | ACTUAL TYPE            | ACTUAL UNITS |
| REPORT YEAR              | 3              | 11 - PUBLIC FACILITIES | 0            |
| 2006                     | 3              |                        | 0            |
| TOTAL:                   |                |                        |              |

ACCOMPLISHMENT NARRATIVE: \*\*\*\*\*  
 EXTENDED ACTIVITY NARRATIVE: \*\*\*\*\*

PGM YEAR: 2006  
 PROJECT: 0020 - CDBG PROJECT DELIVERY  
 ACTIVITY: 241 - CDBG PROJECT DELIVERY  
 STATUS: UNDERWAY  
 LOCATION: 3050 N. HORSESHOE DRIVE

OBJECTIVE: CREATE SUITABLE LIVING ENVIRONMENTS  
 OUTCOME: AVAILABILITY/ACCESSIBILITY  
 MATRIX CODE: 14H REG CITATION: 570.202 NATIONAL OBJ: LMH

DESCRIPTION:  
 PROJECT DELIVERY RELATING TO THE CDBG SINGLE-FAMILY REHABILITATION PROGRAM.

SUITE 110  
 NAPLES, FL 34104  
 FINANCING:  
 INITIAL FUNDING DATE: 01-09-07  
 ACTIVITY ESTIMATE: 20,000.00  
 FUNDED AMOUNT: 20,000.00  
 UNLIQ OBLIGATIONS: 0.00  
 DRAWN THRU PGM YR: 1,839.12  
 DRAWN IN PGM YR: 1,839.12

NUMBER OF ASSISTED:  
 TOT EXTREMELY LOW: 0  
 TOT LOW: 0  
 TOT MOD: 0  
 TOT NON LOW MOD: 0  
 TOTAL: 0  
 PERCENT LOW / MOD: 0.00  
 TOTAL FEMALE HEADED: 0

|   | TOTAL # | #HISPANIC |
|---|---------|-----------|
| WHITE:  | 0       | 0         |
| BLACK/AFRICAN AMERICAN:                       | 0       | 0         |
| ASIAN:  | 0       | 0         |
| AMERICAN INDIAN/ALASKAN NATIVE:               | 0       | 0         |
| NATIVE HAWAIIAN/OTHER PACIFIC ISLANDER:       | 0       | 0         |
| AMERICAN INDIAN/ALASKAN NATIVE & WHITE:       | 0       | 0         |
| ASIAN & WHITE:                                | 0       | 0         |
| BLACK/AFRICAN AMERICAN & WHITE:               | 0       | 0         |
| AM. INDIAN/ALASKAN NATIVE & BLACK/AFRICAN AM: | 0       | 0         |
| OTHER MULTI-RACIAL:                           | 0       | 0         |
| TOTAL:  | 0       | 0         |

ACCOMPLISHMENTS BY YEAR:  
 REPORT YEAR PROPOSED TYPE  
 2006 10 - HOUSING UNITS  
 TOTAL: 20

ACTUAL UNITS  
 0  
 0

ACCOMPLISHMENT NARRATIVE: \*\*\*\*\*  
 EXTENDED ACTIVITY NARRATIVE: \*\*\*\*\*



PGM YEAR: 2006  
 PROJECT: 0008 - OWNER-OCCUPIED HOUSING REHABILITATION  
 ACTIVITY: 242 - CDBG SINGLE FAMILY REHAB ASSISTANCE  
 STATUS: UNDERWAY  
 LOCATION: 3050 N HORSESHOE DRIVE  
 COUNTYWIDE, FL 34104

OBJECTIVE: OBJECTIVE NOT SPECIFIED IN ACTIVITY PATH  
 OUTCOME: OUTCOME NOT SPECIFIED IN ACTIVITY PATH  
 MATRIX CODE: 14A REG CITATION: 570.202 NATIONAL OBJ: LMH

DESCRIPTION: PROVIDE REHAB ASSISTANCES TO SINGLE FAMILY HOUSEHOLD

FINANCING: INITIAL FUNDING DATE: 02-07-07  
 ACTIVITY ESTIMATE: 100,000.00  
 FUNDED AMOUNT: 100,000.00

UNLIQ OBLIGATIONS: 0.00  
 DRAWN THRU PGM YR: 37,439.00  
 DRAWN IN PGM YR: 37,439.00

NUMBER OF ASSISTED: TOTAL  
 TOT EXTREMELY LOW: 0  
 TOT LOW: 0  
 TOT MOD: 0  
 TOT NON LOW MOD: 0  
 TOTAL: 0  
 PERCENT LOW / MOD: 0.00  
 TOTAL FEMALE HEADED: 0

ACCOMPLISHMENTS BY YEAR:  
 REPORT YEAR PROPOSED TYPE  
 2006 10 - HOUSING UNITS  
 TOTAL: 0

PROPOSED UNITS ACTUAL TYPE ACTUAL UNITS  
 0 10 - HOUSING UNITS 0  
 0 0 0

ACCOMPLISHMENT NARRATIVE: \*\*\*\*\*  
 EXTENDED ACTIVITY NARRATIVE: \*\*\*\*\*

PROJECT: 0019 - IMMOKALEE SANDERS PINES/TIMBER RIDGE  
 ACTIVITY: 244 - IMMOKALEE SANDERS PINES/TIMBER RIDGE  
 STATUS: UNDERWAY

LOCATION: 2449 SANDERS PINES CIRCLE  
 IMMOKALEE, FL 34142

FINANCING:  
 INITIAL FUNDING DATE: 04-13-07  
 ACTIVITY ESTIMATE: 258,500.00  
 FUNDED AMOUNT: 258,500.00  
 UNLIQ OBLIGATIONS: 0.00  
 DRAWN THRU PGM YR: 198,764.00  
 DRAWN IN PGM YR: 198,764.00

DESCRIPTION:  
 RENOVATE EXTERIOR OF BUILDINGS, REPLACE UP TO 34 GARAGE  
 DETERIORATING ELECTRICAL EQUIP.

WHITE: 40  
 BLACK/AFRICAN AMERICAN: 0  
 ASIAN: 0  
 AMERICAN INDIAN/ALASKAN NATIVE: 0  
 NATIVE HAWAIIAN/OTHER PACIFIC ISLANDER: 0  
 AMERICAN INDIAN/ALASKAN NATIVE & WHITE: 0  
 ASIAN & WHITE: 0  
 BLACK/AFRICAN AMERICAN & WHITE: 0  
 TOTAL AM. INDIAN/ALASKAN NATIVE & BLACK/AFRICAN AM: 0

NUMBER OF HOUSEHOLDS ASSISTED:  
 OWNER 0  
 RENTER 0  
 TOTAL 0

TOT EXTREMELY LOW: 0  
 TOT LOW: 24  
 TOT MOD: 16  
 TOT NON LOW MOD: 0  
 TOTAL: 40  
 PERCENT LOW / MOD: 0.00 100.00 100.00

TOTAL FEMALE HEADED: 12  
 OTHER MULTI-RACIAL: 0

ACCOMPLISHMENTS BY YEAR:  
 REPORT YEAR PROPOSED TYPE  
 2005 10 - HOUSING UNITS  
 2006 10 - HOUSING UNITS  
 TOTAL: 40

ACCUMULATED ACTIVITY NARRATIVE:  
 \*\*\*\*\*  
 \*\*\*\*\*

PROPOSED UNITS 40  
 ACTUAL TYPE 10 - HOUSING UNITS  
 0 10 - HOUSING UNITS  
 40

ACTUAL UNITS 0  
 74  
 74

OUTCOME: AVAILABILITY/ACCESSIBILITY  
 REG CITATION: 570.202  
 NATIONAL OBJ: LMH  
 MATRIX CODE: 14B

OBJECTIVE: PROVIDE DECENT AFFORDABLE HOUSING  
 OUTCOME: AFFORDABILITY  
 NATIONAL OBJ: LMH

PGM YEAR: 2006  
 PROJECT: 0021 - HABITAT NAPLES MANOR  
 ACTIVITY: 245 - HABITAT NAPLES MANOR  
 STATUS: UNDERWAY

MATRIX CODE: 01  
 REG CITATION: 570.201(A)

DESCRIPTION:  
 HABITAT TO PURCHASE PROPERTY TO CONSTRUCT HOUSING

LOCATION:  
 2800 N HORSESHOE DRIVE  
 COUNTYWIDE, FL 34104

FINANCING:  
 INITIAL FUNDING DATE: 04-30-07  
 ACTIVITY ESTIMATE: 950,000.00  
 FUNDED AMOUNT: 950,000.00  
 UNLIQ OBLIGATIONS: 0.00  
 DRAWN THRU PGM YR: 618,589.14  
 DRAWN IN PGM YR: 618,589.14

NUMBER OF HOUSEHOLDS ASSISTED:  
 OWNER 0 RENTER 0  
 TOT EXTREMELY LOW: 0  
 TOT LOW: 0  
 TOT MOD: 0  
 TOT NON LOW MOD: 0

TOTAL AM. INDIAN/ALASKAN NATIVE & BLACK/AFRICAN AM: 0  
 OTHER MULTI-RACIAL: 0  
 TOTAL: 0  
 PERCENT LOW / MOD: 0.00 0.00 0.00  
 TOTAL FEMALE HEADED: 0

ACCOMPLISHMENTS BY YEAR:  
 REPORT YEAR PROPOSED TYPE  
 2006 10 - HOUSING UNITS  
 TOTAL: 10 - HOUSING UNITS

ACCOMPLISHMENT NARRATIVE: \*\*\*\*\*  
 EXTENDED ACTIVITY NARRATIVE: \*\*\*\*\*

|   | TOTAL # | #HISPANIC |
|---|---------|-----------|
| WHITE:  | 0       | 0         |
| BLACK/AFRICAN AMERICAN:                             | 0       | 0         |
| ASIAN:  | 0       | 0         |
| AMERICAN INDIAN/ALASKAN NATIVE:                     | 0       | 0         |
| NATIVE HAWAIIAN/OTHER PACIFIC ISLANDER:             | 0       | 0         |
| AMERICAN INDIAN/ALASKAN NATIVE & WHITE:             | 0       | 0         |
| ASIAN & WHITE:                                      | 0       | 0         |
| BLACK/AFRICAN AMERICAN & WHITE:                     | 0       | 0         |
| TOTAL AM. INDIAN/ALASKAN NATIVE & BLACK/AFRICAN AM: | 0       | 0         |
| OTHER MULTI-RACIAL:                                 | 0       | 0         |
| TOTAL:  | 0       | 0         |

| PROPOSED UNITS | ACTUAL TYPE        | ACTUAL UNITS |
|----------------|--------------------|--------------|
| 7              | 10 - HOUSING UNITS | 0            |
| 7              |                    | 0            |

PGM YEAR: 2006  
 PROJECT: 0008 - OWNER-OCCUPIED HOUSING REHABILITATION  
 ACTIVITY: 250 - ESTRADA, JUANITA  
 STATUS: FUNDS BUDGETED

LOCATION: 5118 DEER RUN ROAD  
 IMMOKALEE, FL 34142

FINANCING: INITIAL FUNDING DATE: 06-22-07  
 ACTIVITY ESTIMATE: 19,085.00  
 FUNDED AMOUNT: 19,085.00  
 UNLIQ OBLIGATIONS: 0.00  
 DRAWN THRU PGM YR: 0.00  
 DRAWN IN PGM YR: 0.00

OBJECTIVE: PROVIDE DECENT AFFORDABLE HOUSING  
 OUTCOME: AVAILABILITY/ACCESSIBILITY  
 NATIONAL OBJ: LMH  
 MATRIX CODE: 14A REG CITATION: 570.202

DESCRIPTION: REHABILITATION OF OWNER-OCCUPIED HOUSING USING CDBG FUNDS.  
 WHITE: 0  
 BLACK/AFRICAN AMERICAN: 0  
 ASIAN: 0  
 AMERICAN INDIAN/ALASKAN NATIVE: 0  
 NATIVE HAWAIIAN/OTHER PACIFIC ISLANDER: 0  
 AMERICAN INDIAN/ALASKAN NATIVE & WHITE: 0  
 ASIAN & WHITE: 0  
 BLACK/AFRICAN AMERICAN & WHITE: 0  
 AM. INDIAN/ALASKAN NATIVE & BLACK/AFRICAN AM: 0  
 OTHER MULTI-RACIAL: 1  
 TOTAL: 1

NUMBER OF HOUSEHOLDS ASSISTED:  
 OWNER 0  
 RENTER 0  
 TOT EXTREMELY LOW: 0  
 TOT LOW: 1  
 TOT MOD: 0  
 TOT NON LOW MOD: 0  
 TOTAL: 1  
 PERCENT LOW / MOD: 100.00 0.00

TOTAL FEMALE HEADED: 0  
 ACCOMPLISHMENTS BY YEAR:  
 REPORT YEAR PROPOSED TYPE  
 2006 10 - HOUSING UNITS  
 TOTAL: 10 - HOUSING UNITS

PROPOSED UNITS ACTUAL TYPE ACTUAL UNITS  
 1 10 - HOUSING UNITS 0  
 1 1 0

ACCOMPLISHMENT NARRATIVE: \*\*\*\*\*  
 EXTENDED ACTIVITY NARRATIVE: \*\*\*\*\*

PGM YEAR: 2006  
 PROJECT: 0008 - OWNER-OCCUPIED HOUSING REHABILITATION  
 ACTIVITY: 256 - BEKICH, BARBARA  
 STATUS: UNDERWAY

OBJECTIVE: PROVIDE DECENT AFFORDABLE HOUSING  
 OUTCOME: AVAILABILITY/ACCESSIBILITY  
 NATIONAL OBJ: LMH

MATRIX CODE: 14A REG CITATION: 570.202

DESCRIPTION:  
 REHABILITATION OF OWNER-OCCUPIED HOUSING USING CDBG FUNDS.

| INITIAL FUNDING DATE:          | 07-09-07  | TOTAL # | #HISPANIC |
|--------------------------------|-----------|---------|-----------|
| ACTIVITY ESTIMATE:             | 15,000.00 | 1       | 0         |
| FUNDED AMOUNT:                 | 15,000.00 | 0       | 0         |
| UNLIQ OBLIGATIONS:             | 0.00      | 0       | 0         |
| DRAWN THRU PGM YR:             | 700.00    | 0       | 0         |
| DRAWN IN PGM YR:               | 700.00    | 0       | 0         |
| NUMBER OF HOUSEHOLDS ASSISTED: |           |         |           |
| OWNER                          | 0         | 0       | 0         |
| RENTER                         | 1         | 0       | 0         |
| TOT EXTREMELY LOW:             | 0         | 0       | 0         |
| TOT LOW:                       | 1         | 0       | 0         |
| TOT MOD:                       | 0         | 0       | 0         |
| TOT NON LOW MOD:               | 0         | 0       | 0         |
| TOTAL:                         | 1         | 1       | 0         |
| PERCENT LOW / MOD:             | 100.00    | 0.00    | 100.00    |
| TOTAL FEMALE HEADED:           | 0         |         |           |

WHITE:  
 BLACK/AFRICAN AMERICAN:  
 ASIAN:  
 AMERICAN INDIAN/ALASKAN NATIVE:  
 NATIVE HAWAIIAN/OTHER PACIFIC ISLANDER:  
 AMERICAN INDIAN/ALASKAN NATIVE & WHITE:  
 ASIAN & WHITE:  
 BLACK/AFRICAN AMERICAN & WHITE:  
 TOTAL AM. INDIAN/ALASKAN NATIVE & BLACK/AFRICAN AM:  
 OTHER MULTI-RACIAL:

TOTAL AM. INDIAN/ALASKAN NATIVE & BLACK/AFRICAN AM:  
 OTHER MULTI-RACIAL:

ACCOMPLISHMENTS BY YEAR:  
 REPORT YEAR PROPOSED TYPE  
 2006 10 - HOUSING UNITS  
 TOTAL:

PROPOSED UNITS ACTUAL TYPE  
 1 10 - HOUSING UNITS  
 1

ACTUAL UNITS  
 0  
 0

ACCOMPLISHMENT NARRATIVE: \*\*\*\*\*

EXTENDED ACTIVITY NARRATIVE: \*\*\*\*\*

|                                |   |              |
|--------------------------------|---|--------------|
| TOTAL ACTIVITY ESTIMATE        | : | 9,147,192.73 |
| TOTAL FUNDED AMOUNT            | : | 8,520,696.45 |
| TOTAL AMOUNT DRAWN THRU PGM YR | : | 6,846,134.65 |
| TOTAL AMOUNT DRAWN IN PGM YR   | : | 2,321,843.86 |

---

**SUMMARY OF CONSOLIDATED PLAN PROJECTS REPORT (IDIS C04PR06)**

---

---

**CAPER FY 2006-2007  
COLLIER COUNTY, FLORIDA**

U.S. DEPARTMENT OF HOUSING AND URBAN DEVELOPMENT  
 OFFICE OF COMMUNITY PLANNING AND DEVELOPMENT  
 INTEGRATED DISBURSEMENT AND INFORMATION SYSTEM  
 SUMMARY OF CONSOLIDATED PLAN PROJECTS FOR REPORT YEAR 2006  
 COLLIER COUNTY, FL

| PLAN YR - PROJECT   | PGM  | PROJECT ESTIMATE | COMMITTED AMOUNT | AMOUNT DRAWN THRU REPORT YEAR | AMOUNT AVAILABLE TO DRAW | AMOUNT DRAWN IN REPORT YEAR |
|---|--|------------------|------------------|-------------------------------|--------------------------|-----------------------------|
| 2006-0001   | LIBERTY LANDING - INFRASTRUCTURE                           | 700,000.00       | 700,000.00       | 551,030.00                    | 148,970.00               | 253,983.00                  |
| DESCRIPTION: THIS PROJECT ENTAILS INSTALLING THE PUBLIC INFRASTRUCTURE (ROADS, STORM DRAINAGE, WATER & SEWER AND STREETLIGHTS) FOR 150 NEW HABITAT FOR HUMANITY OWNER OCCUPIED UNITS. |  |                  |                  |                               |                          |                             |
| 2006-0002   | SANDERS PINES APARTMENTS - REROOFING                       | 257,000.00       | 257,000.00       | 209,170.00                    | 47,830.00                | 209,170.00                  |
| DESCRIPTION: THIS HOUSING REHABILITATION PROJECT WILL EXTEND THE LIFE OF THIS LOW-INCOME RENTAL COMPLEX AND ENSURE IT MEETS MINIMUM HOUSING QUALITY STANDARDS.                        |  |                  |                  |                               |                          |                             |
| 2006-0003   | TIMBER RIDGE COMMUNITY CENTER                              | 350,000.00       | 0.00             | 0.00                          | 0.00                     | 0.00                        |
| DESCRIPTION: THIS PROJECT WILL ENABLE LOCAL COMMUNITY AND NON-PROFIT GROUPS TO PROVIDE COMMUNITY SERVICES TO THIS LOW-INCOME RESIDENTIAL AREA IN IMMOKALEE.                           |  |                  |                  |                               |                          |                             |
| 2006-0004   | TRANSITIONAL HOUSING FOR SHELTER FOR ABUSED WOMEN/CHILDREN | 50,000.00        | 50,000.00        | 11,800.00                     | 38,200.00                | 11,800.00                   |
| DESCRIPTION: THIS PROJECT WILL HELP EXPAND THE COUNTY'S CONTINUUM OF CARE BY PROVIDING TRANSITIONAL HOUSING FOR HOMELESS WOMEN AND CHILDREN.  |  |                  |                  |                               |                          |                             |
| 2006-0005   | CITY OF NAPLES - CARVER/RIVER PARK IMPROVEMENTS            | 116,079.00       | 0.00             | 0.00                          | 0.00                     | 0.00                        |
| DESCRIPTION: THE CITY OF NAPLES WILL MAKE PUBLIC FACILITY IMPROVEMENTS IN ITS TARGET NEIGHBORHOOD.  |  |                  |                  |                               |                          |                             |



|           |  |            |            |           |  |      |            |           |
|-----------|--|------------|------------|-----------|--|------|------------|-----------|
| 006-0006  | PACE CENTER - JOB CREATION   |            |            |           |  | 0.00 | 0.00       |           |
|           | CDBG   | 100,000.00 | 0.00       | 0.00      |  |      |            | 0.00      |
|           | DESCRIPTION: THIS PROJECT WILL PROVIDE JOB/SKILLS TRAINING TO LOW-INCOME UNEMPLOYED PERSONS.   |            |            |           |  |      |            |           |
| 2006-0007 | COPELAND AREA - PUBLIC IMPROVEMENTS  |            |            |           |  |      | 0.00       |           |
|           | CDBG   | 50,000.00  | 0.00       | 0.00      |  |      |            | 0.00      |
|           | DESCRIPTION: THIS PROJECT WILL CONTINUE THE PHYSICAL IMPROVEMENTS IN THIS LOW-INCOME DETERIORATING RURAL NEIGHBORHOOD.                 |            |            |           |  |      |            |           |
| 2006-0008 | OWNER-OCCUPIED HOUSING REHABILITATION  |            |            |           |  |      | 105,946.00 | 38,139.00 |
|           | CDBG   | 100,000.00 | 144,085.00 | 38,139.00 |  |      |            |           |
|           | DESCRIPTION: THIS PROGRAM WILL REHABILITATE OWNER-OCCUPIED HOUSING FOR LOW-INCOME HOUSEHOLDS.  |            |            |           |  |      |            |           |
| 2006-0009 | HOMELESS MANAGEMENT INFORMATION SYSTEM (HMIS)  |            |            |           |  |      | 13,539.00  | 36,461.00 |
|           | CDBG   | 50,000.00  | 50,000.00  | 36,461.00 |  |      |            |           |
|           | DESCRIPTION: THIS PROJECT WILL CONTINUE THE EXPANSION OF THE COUNTY'S CONTINUUM OF CARE HOMELESS MANAGEMENT INFORMATION SYSTEM (HMIS). |            |            |           |  |      |            |           |
| 2006-0010 | COMMUNITY HOUSING DEVELOPMENT ORGANIZATION (CHDO)  |            |            |           |  |      | 0.00       | 0.00      |
|           | HOME   | 107,684.00 | 0.00       | 0.00      |  |      |            |           |
|           | DESCRIPTION: A CHDO WILL ACQUIRE/REHABILITATE ONE UNIT OF HOUSING FOR PURCHASE BY A LOW INCOME FAMILY.                                 |            |            |           |  |      |            |           |
| 2006-0011 | TENANT BASED RENTAL ASSISTANCE (TBRA)  |            |            |           |  |      | 0.00       | 0.00      |
|           | HOME   | 350,000.00 | 0.00       | 0.00      |  |      |            |           |
|           | DESCRIPTION: THIS PROJECT WILL PROVIDE RENTAL ASSISTANCE TO VERY-LOW INCOME FAMILIES TO PREVENT HOMELESSNESS.                          |            |            |           |  |      |            |           |
| 2006-0012 | ESG - HOMELESS ASSISTANCE  |            |            |           |  |      | 87,591.64  | 8,902.36  |
|           | ESG  | 96,494.00  | 96,494.00  | 8,902.36  |  |      |            |           |
|           | DESCRIPTION: THIS PROJECT WILL ENABLE THE SHELTER TO PROVIDE SERVICES FOR VICTIMS OF DOMESTIC VIOLENCE.                                |            |            |           |  |      |            |           |

|           |   |            |            |            |  |  |  |            |            |
|-----------|---|------------|------------|------------|--|--|--|------------|------------|
| 2006-0013 | HOMEOWNERSHIP-AMERICAN DREAM DOWNPAYMENT INITIATIVE (ADDI)  |            |            |            |  |  |  |            |            |
|           | HOME  | 14,371.00  | 10,000.00  | 0.00       |  |  |  |            | 0.00       |
|           | DESCRIPTION: THE PROJECT WILL PROVIDE HOMEOWNERSHIP ASSISTANCE FOR TWO VERY-LOW INCOME FAMILY.                              |            |            |            |  |  |  | 10,000.00  |            |
| 2006-0014 | DEMOLITION AND CLEARANCE  |            |            |            |  |  |  |            |            |
|           | CDBG  | 87,370.00  | 0.00       | 0.00       |  |  |  | 0.00       | 0.00       |
|           | DESCRIPTION: THIS PROJECT WILL REMOVE UNSAFE STRUCTURES FROM THE COPELAND AREA.   |            |            |            |  |  |  |            |            |
| 2006-0015 | HOME HOUSING REHABILITATION   |            |            |            |  |  |  |            |            |
|           | HOME  | 135,000.00 | 130,938.02 | 46,199.02  |  |  |  | 84,739.00  | 46,199.02  |
|           | DESCRIPTION: THIS PROGRAM WILL PARTNER WITH CDBG AND SHIP TO REHABILITATE OWNER-OCCUPIED HOUSING FOR LOW-INCOME HOMEOWNERS. |            |            |            |  |  |  |            |            |
| 2006-0016 | CDBG PLANNING AND ADMINISTRATION/FAIR HOUSING   |            |            |            |  |  |  |            |            |
|           | CDBG  | 477,719.00 | 477,719.00 | 349,200.50 |  |  |  | 128,518.50 | 342,916.96 |
|           | DESCRIPTION: ANNUAL PLANNING, ADMINISTRATION AND IMPLEMENTATION OF CDBG PROGRAM AND FAIR HOUSING ACTIVITIES.                |            |            |            |  |  |  |            |            |
| 2006-0017 | HOME PROGRAM ADMINISTRATION   |            |            |            |  |  |  |            |            |
|           | HOME  | 71,789.00  | 71,789.00  | 33,194.48  |  |  |  | 38,594.52  | 33,194.48  |
|           | DESCRIPTION: IMPLEMENTATION AND ADMINISTRATION OF THE HOME PROGRAM.   |            |            |            |  |  |  |            |            |
| 2006-0018 | CHDO OPERATING  |            |            |            |  |  |  |            |            |
|           | HOME  | 35,894.00  | 0.00       | 0.00       |  |  |  | 0.00       | 0.00       |
|           | DESCRIPTION: IMPLEMENTATION AND OPERATION OF CHDO ACTIVITIES.   |            |            |            |  |  |  |            |            |
| 2006-0019 | HOME PROJECT DELIVERY   |            |            |            |  |  |  |            |            |
|           | HOME  | 17,526.00  | 0.00       | 0.00       |  |  |  | 0.00       | 0.00       |
|           | DESCRIPTION: PROJECT DELIVERY ASSOCIATED WITH THE HOME SINGLE-FAMILY REHABILITATION PROGRAM.                                |            |            |            |  |  |  |            |            |
| 2006-0020 | CDBG PROJECT DELIVERY   |            |            |            |  |  |  |            |            |
|           | CDBG  | 20,000.00  | 20,000.00  | 1,839.12   |  |  |  | 18,160.88  | 1,839.12   |

2006-0021 HABITAT NAPLES MANOR

CDBG 950,000.00 950,000.00 618,589.14 331,410.86 618,589.14

DESCRIPTION: HABITAT TO PURCHASE LAND TO CONSTRUCT AFFORDABLE HOMES

005-0001 PROGRAM ADMINISTRATION AND FAIR HOUSING

CDBG 527,532.00 475,378.93 475,378.93 0.00 34,916.23

2005-0002 DIRECT HOMEOWNERSHIP ASSISTANCE (ADDI)

HOME 28,800.00 26,693.00 26,693.00 0.00 0.00

DESCRIPTION: DOWNPAYMENT ASSISTANCE TO HOMEBUYERS PURCHASING A NEWLY CONSTRUCTED HOUSING UNIT.

2005-0003 HOME PROGRAM PLANNING & ADMINISTRATION

HOME 76,222.00 76,222.00 76,222.00 0.00 8,543.54

DESCRIPTION: THIS ACTIVITY IS FUNDED ANNUALLY FOR PLANNING AND ADMINISTRATION ACTIVITIES OF THE HOME PROGRAM.

2005-0004 SINGLE FAMILY REHABILITATION ASSISTANCE

HOME 200,000.00 321,128.72 246,900.31 74,228.41 61,696.37

DESCRIPTION: REHABILITATION ASSISTANCE TO SINGLE-FAMILY HOUSING UNITS OCCUPIED BY LOW AND MODERATE-INCOME HOUSEHOLDS.

2005-0005 RENTAL REHABILITATION - IMMOKALEE NON-PROFIT HOUSING

CDBG 218,600.00 218,600.00 205,734.68 12,865.32 40,144.07

DESCRIPTION: INSTALLATION OF AIR CONDITIONING AND HEATING UNITS IN SANDERS PINES, IMMOKALEE, FL.

2005-0006 AFFORDABLE HOUSING DEVELOPMENT-LAND ACQUISITION-CANCELLED

HOME 205,000.00 0.00 0.00 0.00 0.00

DESCRIPTION: THE COLLIER COUNTY HOUSING DEVELOPMENT CORPORATION (CCHDC) WILL TAKE \$320,000 (\$115,000 FROM CHDO OPERATING) TO ACQUIRE 10 ACRES ON WHICH A MIXED-INCOME CONDOMINIUM DEVELOPMENT (CIRRUS POINT) WILL BE BUILT.

005-0007 PLANNING - FIVE-YEAR CONSOLIDATED PLAN

CDBG 65,000.00 65,000.00 62,000.00 3,000.00 34,500.00

DESCRIPTION: INCLUDES PREPARATION OF THE FIVE-YEAR CONSOLIDATED PLAN, DEVELOPMENT OF NEIGHBORHOOD REVITALIZATION STRATEGY AREAS AND OTHER COMMUNITY DEVELOPMENT PLANNING.

2005-0008 CCHS - HEALTH CARE COORDINATION - COUNTYWIDE

CDBG 85,000.00 85,000.00 84,996.71 3.29 84,996.71

DESCRIPTION: ASSIST COLLIER COUNTY HUMAN SERVICES DEPARTMENT AND WE CARE, INC. IN DEVELOPING A PATIENT COORDINATOR POSITION WHICH WILL COORDINATE THE SPECIALIZED MEDICARE NEEDED BY THIS LOW-INCOME, SPECIAL MEDICAL NEEDS POPULATION.

2005-0009 IMMOKALEE SENIOR HOUSING - INFRASTRUCTURE

CDBG 200,000.00 200,000.00 0.00 200,000.00 0.00

DESCRIPTION: INFRASTRUCTURE CONSTRUCTION ON 2.33 ACRES IN IMMOKALEE, FL TO ENABLE IMMOKALEE SENIOR HOUSING, LTD TO CONSTRUCT THIRTY (30) NEW ONE- AND TWO-BEDROOM RENTAL UNITS TARGETED TO VERY LOW-INCOME ELDERLY RESIDENTS.

2005-0010 CDBG-SINGLE FAMILY REHAB ASSISTANCE

CDBG 100,000.00 101,795.02 68,017.00 33,778.02 35,617.00

DESCRIPTION: REHABILITATION ASSISTANCE TO SINGLE-FAMILY HOUSING UNITS OCCUPIED BY VERY LOW TO MODERATE INCOME HOUSEHOLDS.

2005-0011 CDBG - PROJECT DELIVERY

CDBG 33,131.00 3,842.75 3,842.75 0.00 2,201.17

DESCRIPTION: PROJECT DELIVERY COSTS ASSOCIATED WITH CDBG PROGRAM

2005-0012 HOME - PROJECT DELIVERY

HOME 21,500.00 0.00 0.00 0.00 0.00

DESCRIPTION: PROJECT DELIVERY COSTS ASSOCIATED WITH THE HOME PROGRAM.

2005-0013 CHDO SET-ASIDE

HOME 115,000.00 122,510.00 122,500.00 10.00 0.00

DESCRIPTION: THE COLLIER COUNTY HOUSING DEVELOPMENT CORPORATION (CCHDC) WILL TAKE \$320,000 (\$115,000 FROM CHDO RESERVE) TO ACQUIRE 10 ACRES ON WHICH A MIXED-INCOME CONDOMINIUM DEVELOPMENT (CIRRUS POINTE) WILL BE BUILT.

2005-0014 ESG - SHELTER FOR ABUSED WOMEN & CHILDREN

ESG 96,119.00 96,119.00 0.00 96,119.00 0.00

DESCRIPTION: ESG FUNDS WILL BE USED TO PROVIDE ASSISTANCE FOR ESSENTIAL SERVICES, OPERATIONAL COSTS, AND ADMINISTRATION COST TO BENEFIT THE EMERGENCY SHELTER CLIENTS AT-RISK OF BECOMING HOMELESS.

2005-0015 HOME AFFORDABLE HOUSING DEVELOPMENT

HOME 205,000.00 205,010.00 205,000.00 10.00 0.00

DESCRIPTION: THE COLLIER COUNTY HOUSING DEVELOPMENT CORPORATION (CCHDC) WILL TAKE \$320,000 (\$115,000 FROM CHDO RESERVES) TO ACQUIRE 10 ACRES ON WHICH A MIXED-INCOME CONDOMINIUM DEVELOPMENT (CIRRUS POINTE) WILL BE BUILT.

2005-0016 ECONOMIC DEVELOPMENT/JOB CREATION

CDBG 560,000.00 0.00 0.00 0.00 0.00

DESCRIPTION: ECONOMIC DEVELOPMENT ASSISTANCE TO FOR-PROFIT ORGANIZATIONS TO HIRE LOW-INCOME WORKERS.

2005-0017 NEIGHBORHOOD REVITALIZATION

CDBG 100,000.00 100,000.00 90,165.00 9,835.00 90,165.00

2005-0018 CITY OF NAPLES - RIVER PARK IMPROVEMENTS

CDBG 120,000.00 188,475.00 137,988.79 50,486.21 137,988.79

DESCRIPTION: CDBG FUNDS, AND CITY RESOURCES, WILL BE USED TO FUND PUBLIC IMPROVEMENTS IN THE CARVER/RIVER PARK NEIGHBORHOOD (CENSUS TRACT 7), WHICH IS A LOW-INCOME, MINORITY NEIGHBORHOOD. THIS INFRASTRUCTURE WORK WILL INCLUDE ALLEY AND LIGHTING IMPROVEMENTS.

2005-0019 IMMOKALEE SANDERS PINES/TIMBER RIDGE

CDBG 258,500.00 258,500.00 198,764.00 59,736.00 198,764.00

004-0001 CITY OF NAPLES - STREET IMPROVEMENTS

CDBG 137,000.00 115,660.00 115,660.00 0.00 0.00

DESCRIPTION: CDBG FUNDS, ALONG WITH THE CITY'S FUNDS, WILL BE USED TO FUND TWO PUBLIC IMPROVEMENT PROJECTS IN THE CARVER-RIVER PARK NEIGHBORHOOD (CENSUS TRACT 7), WHICH IS A LOW-INCOME, MINORITY NEIGHBORHOOD. THESE IMPROVEMENTS INCLUDE ALLEY, STREETLIGHT AND LANDSCAPING IMPROVEMENTS.

2004-0002 LAND ACQUISITION - IMMOKALEE

CDBG 500,000.00 500,000.00 500,000.00 0.00 0.00

DESCRIPTION: CDBG FUNDS WILL BE USED BY THE COUNTY AS LEVERAGE TO ASSIST IN THE DEVELOPMENT OF AFFORDABLE HOUSING. THIS USE OF CDBG FUNDS MEETS THE NUMBER ONE PRIORITY OF THE COUNTY'S FIVE-YEAR CONSOLIDATED PLAN TO SUPPORT THE PROVISION OF AFFORDABLE HOUSING FOR ITS LOW-INCOME RESIDENTS.

2004-0003 JOB CREATION - IMMOKALEE

CDBG 221,014.00 0.00 0.00 0.00 0.00

DESCRIPTION: CDBG FUNDS WILL BE USED TO ASSIST THE ECONOMIC DEVELOPMENT COUNCIL (EDC) TO PROVIDE AN ECONOMIC INCENTIVE PACKAGE TO ATTRACT NEW OR EXPANDING MANUFACTURING JOBS TO IMMOKALEE. THE PROJECT WILL PROVIDE AT LEAST TEN (10) NEW JOBS.

2004-0004 WATER LINE REPAIR/BURIAL - COPELAND/LEE CYPRESS (PHASE II)

CDBG 277,000.00 277,000.00 147,637.50 129,362.50 0.00

DESCRIPTION: CDBG FUNDS WILL BE USED TO ASSIST APPROXIMATELY SIXTEEN (16) FAMILIES THROUGH THE INSTALLATION OF APPROXIMATELY 3,500 TO 4,000 LINEAR FEET OF WATER PIPE TO SUBSTANTIALLY IMPROVE THEIR WATER CONNECTION. THE COMMUNITY CURRENTLY RECEIVES ITS WATER SERVICE FROM THE LEE CYPRESS WATER CO-OP.

2004-0005 STREET LIGHTING ENHANCEMENT- COPELAND/LEE CYPRESS (PHASE II)

CDBG 20,000.00 0.00 0.00 0.00 0.00

DESCRIPTION: CDBG FUNDS WILL BE USED TO PURCHASE, INSTALL AND MAINTAIN STREETLIGHTS. THE OVERALL PROJECT INVOLVES THE INSTALLATION OF STREETLIGHTS IN COPELAND/LEE CYPRESS FOR RESIDENT WELFARE AND SAFETY REASONS, AS WELL AS TO REDUCE CRIMINAL ACTIVITY AND PEDESTRIAN, BICYCLING AND VEHICULAR ACCIDENTS ALONG POORLY LIT STREETS AND INTERSECTIONS. PHASE II WILL PROVIDE INSTALLATION OF APPROXIMATELY 16 LIGHTS IN THE UPPER SECTIONS OF THE COMMUNITY AND FUNDS TO OPERATE THEM FOR A PERIOD OF SEVEN (7) YEARS (AFTER THAT TIME THE COPELAND CIVIC ASSOCIATION WILL ASSUME RESPONSIBILITY FOR THE COST OF OPERATING THE STREETLIGHTS).

2004-0006 DEMOLITION AND CLEARANCE-COPELAND/LEE CYPRESS (PHASE II)

CDBG 50,000.00 0.00 0.00 0.00 0.00

DESCRIPTION: CDBG FUNDS WILL BE USED TO DEMOLISH AND REMOVE UNSAFE STRUCTURES IN THE COPELAND/LEE CYPRESS COMMUNITY. THESE EFFORTS WILL HELP TO IMPROVE AND REHABILITATE EXISTING HOUSING STOCK AS WELL AS ENCOURAGE THE DEVELOPMENT OF NEW HOUSING.

2004-0007 LAND ACQUISITION - COPELAND/LEE CYPRESS (PHASE II)

CDBG 50,000.00 0.00 0.00 0.00

DESCRIPTION: CDBG FUNDS WILL BE USED BY THE COUNTY TO PURCHASE LAND THAT WILL BE USED IN THE DEVELOPMENT OF A FACILITY TO BENEFIT THE COMMUNITY, THE EXACT PURPOSE OF WHICH WILL BE DETERMINED BY THE RESIDENTS.

2004-0008 AFFORDABLE HOUSING - REHABILITATION (SFR)

CDBG 100,000.00 98,868.75 400.00 21,953.00

DESCRIPTION: REHABILITATION ASSISTANCE TO SINGLE-FAMILY HOUSING UNITS OCCUPIED BY LOW AND MODERATE-INCOME HOUSEHOLDS.

2004-0009 DAVID LAWRENCE CENTER - MENTAL HEALTH SVCS.

CDBG 100,000.00 100,000.00 0.00 0.00

DESCRIPTION: CDBG FUNDS WILL BE USED BY THE DAVID LAWRENCE CENTER TO FUND THE PSYCHIATRIC OUTPATIENT ROUTINE AND URGENT SERVICES PROGRAM. THIS PROGRAM WILL PROVIDE PSYCHIATRIC CARE, NURSING AND LICENSED CLINICIAN STAFF AND MEDICATIONS FOR 125 ADDITIONAL PATIENTS IN THE URGENT CARE PROGRAM AND 18 PATIENTS PER WEEK WILL RECEIVE PATIENT ASSISTANCE OR INDIGENT DRUG COVERAGE.

2004-0010 YOUTH HAVEN - YOUTH & FAMILY SERVICES

CDBG 92,000.00 92,000.00 0.00 0.00

DESCRIPTION: CDBG FUNDS WILL BE USED BY YOUTH HAVEN TO FUND THE NATURAL HELPER PROGRAM, WHICH ASSISTS DIVERSE AT-RISK CHILDRE, PRENATAL TO THREE YEARS, AND THEIR FAMILIES, TO PREVENT CHILD ABUSE, ABANDONMENT AND NEGLECT. THIS PROGRAM WILL ASSIST 400 PARTICIPANTS AND 150 FAMILIES.

2004-0011 VOCATION TRAINING PROGRAM - EASF

CDBG 50,000.00 50,000.00 0.00 27,769.12

DESCRIPTION: CDBG FUNDS WILL BE USED BY THE EMPOWERMENT ALLIANCE OF SOUTHWEST FLORIDA (EASF) TO COORDINATE, MANAGE AND IMPLEMENT A VOCATIONAL TRAINING PROGRAM FOR YOUTH AND ADULTS. THE PROGRAM WILL SERVE UP TO 50 TEENS AND/OR ADULTS WITH INCOMES AT OR BELOW 80% MFI. TRAINING WILL OCCUR IN CONJUNCTION WITH EXISTING RESOURCES IN IMMOKALEE INCLUDING WORKFORCE DEVELOPMENT BOARD, COLLIER COUNTY PUBLIC SCHOOLS, IMMCAA, PACE CENTER FOR GIRLS, COALITION OF FLORIDA FARMWORK ORGANIZATIONS (COFFO), GUADALUPE CENTER, ETC.

2004-0012 FAIR HOUSING - EDUCATION AND OUTREACH

CDBG 3,000.00 378.75 378.75 0.00 0.00

DESCRIPTION: CDBG FUNDS WILL BE USED TO PROVIDE INFORMATION AND EDUCATE THE PUBLIC ABOUT THEIR RIGHTS UNDER THE FAIR HOUSING REGULATIONS. THE COUNTY WILL SPONSOR, AS WELL AS PARTICIPATE IN, FAIR HOUSING SEMINARS AS WELL AS CONTINUE TO DEVELOP ITS FAIR HOUSING INITIATIVES PROGRAM.

2004-0013 PROGRAM PLANNING AND ADMINISTRATION

CDBG 550,000.00 440,897.94 435,459.24 5,438.70 0.00

DESCRIPTION: THIS ACTIVITY IS FUNDED ANNUALLY FOR PLANNING AND ADMINISTRATION OF THE CDBG PROGRAM.

2004-0014 EDEN GARDENS - INFRASTRUCTURE SUPPORT

CDBG 278,500.00 192,000.00 0.00 192,000.00 0.00

DESCRIPTION: CONSTRUCTION OF PUBLIC ROADS & INSTALLATION OF WATER AND SEWER LINES TO SUPPORT AFFORDABLE HOUSING DEVELOPMENT (4 UNITS) FOR DISABLED ADULTS IN IMMOKALEE.

2004-0015 ST. MATTHEW'S HOUSE - EMERGENCY RENTAL ASSISTANCE

CDBG 13,986.00 13,986.00 13,986.00 0.00 0.00

DESCRIPTION: CDBG FUNDS WILL BE USED TO SUBSIDIZE RENTAL PAYMENTS OF OCCUPANTS OF WOLFE APARTMENTS FOR THREE MONTHS. WOLFE APARTMENTS IS A TRANSITIONAL HOUSING FACILITY FOR GRADUATES OF ST. MATTHEW'S HOUSE, A HOMELESS SHELTER.

2004-0016 CONTINUUM OF CARE EXECUTIVE DIRECTOR

CDBG 15,000.00 15,000.00 15,000.00 0.00 0.00

DESCRIPTION: CDBG FUNDS WILL BE USED TO CARRY OUT MANAGEMENT, COORDINATION AND MONITORING OF HMIS ACTIVITIES NECESSARY FOR EFFECTIVE PLANNING & IMPLEMENTATION. HOMELESS MANAGEMENT INFORMATION SYSTEMS (HMIS) IS MANDATED BY HUD.

2004-0017 HMIS

CDBG 50,000.00 50,000.00 50,000.00 0.00 0.00

DESCRIPTION: HMIS WILL IMPROVE ACCESS TO SERVICES FOR THE HOMELESS POPULATION AS WELL AS PROVIDE LOCAL SERVICE PROVIDERS AND GOVERNMENTAL AGENCIES WITH BETTER DATA FOR PROJECT PLANNING.



004-0018 RESIDENTIAL REHABILITATION ASSISTANCE

HOME 270,000.00 277,577.60 252,800.10 24,777.50 12,756.36

DESCRIPTION: REHABILITATION ASSISTANCE TO SINGLE-FAMILY HOUSING UNITS OCCUPIED BY LOW AND MODERATE-INCOME HOUSEHOLDS.

2004-0019 EDEN GARDENS (BIG CYPRESS HOUSING CORPORATION)

HOME 200,000.00 200,000.00 0.00 200,000.00 0.00

DESCRIPTION: TO FACILITTE THE CONSTRUCTION OF AFFORDABLE HOUSING FOR VERY LOW AND LOW-INCOME HOUSEHOLDS BY CHDO. THIS PROJECT IS FOR DISABLED ADULTS.

2004-0020 TENANT BASED RENTAL ASSISTANCE (TBRA)

HOME 200,000.00 220,000.00 157,620.00 62,380.00 21,820.00

DESCRIPTION: TO PROVIDE TENANT BASED RENTAL ASSISTANCE TO VERY LOW AND LOW-INCOME HOUSEHOLDS.

2004-0021 AMERICAN DREAM DOWNPAYMENT INITIATIVE (ADDI)

HOME 93,307.00 93,307.00 93,307.00 0.00 0.00

DESCRIPTION: DOWNPAYMENT ASSISTANCE TO HOMEBUYERS PURCHASING A NEWLY-CONSTRUCTED HOUSING UNIT.

2004-0022 CHDO OPERATING EXPENSE

HOME 39,000.00 0.00 0.00 0.00 0.00

DESCRIPTION: TO ASSIST A CHDO WITH OPERATING EXPENSES (CAPACITY BUILDING).

2004-0023 HOME PROGRAM PLANNING & ADMINISTRATION

HOME 78,000.00 78,000.00 78,000.00 0.00 0.00

DESCRIPTION: THIS ACTIVITY IS FUNDED ANNUALLY FOR PLANNING AND ADMINISTRATION ACTIVITIES OF THE HOME PROGRAM.

2004-0024 EMERGENCY SHELTER OPERATIONS - IMMOKALEE

ESG 96,461.00 96,461.00 96,461.00 0.00 0.00

DESCRIPTION: ESG FUNDS WILL BE USED TO PROVIDE ASSISTANCE TO HOMELESS INDIVIDUALS AND FAMILIES IN IMMOKALEE.

004-0025 VOCATIONAL TRAINING - CANCELLED

CDBG 50,000.00 0.00 0.00 0.00

DESCRIPTION: VOCATIONAL TRAINING FOR UP TO 50 TEENS AND/OR ADULTS WITH INCOMES AT OR BELOW 80% MFI. TRAINING WILL OCCUR IN CONJUNCTION WITH EXISTING RESOURCES IN IMMOKALEE INCLUDING WORKFORCE DEVELOPMENT BOARD, COLLIER COUNTY PUBLIC SCHOOLS, IMMCAA, PACE CENTER FOR GIRLS, COALITION OF FLORIDA FARMWORK ORGANIZATIONS (COFFO), GUADALUPE CENTER, AND OTHER NON-PROFIT AND GOVERNMENT AGENCIES. TRAINING MUST RESULT IN CERTIFICATION.

003-0001 LAND ACQUISITION

CDBG 350,000.00 780.00 0.00 0.00

DESCRIPTION: ASSIST NON-PROFIT ORGANIZATION TO ACQUIRE LAND; NON-PROFIT TO BUILD AFFORDABLE HOUSING UNITS FOR LOW AND MODERATE-INCOME HOUSEHOLDS.

2003-0002 HABITAT FOR HUMANITY - CHARLEE ESTATES

CDBG 700,000.00 700,000.00 0.00 0.00

DESCRIPTION: CONSTRUCTION OF PUBLIC ROADS AND INFRASTRUCTURE OF WATER AND SEWER LINES TO SUPPORT AFFORDABLE HOUSING DEVELOPMENT BY HABITAT FOR HUMANITY.

2003-0003 UNITED CHURCH HOMES - SENIOR RENTAL HSG.

CDBG 275,000.00 275,000.00 0.00 0.00

DESCRIPTION: ACQUISITION OF A 7.5 ACRE PARCEL TO CONSTRUCT A SENIOR RENTAL HOUSING COMPLEX IN IMMOKALEE BY A NON-PROFIT ORGANIZATION.

2003-0004 PRESCRIPTION MEDICATION PROGRAM

CDBG 130,000.00 141,502.02 0.00 11,502.02

DESCRIPTION: PROVIDE PRESCRIPTION MEDICATION ASSISTANCE TO 325 ADDITIONAL ELIGIBLE INDIGENT RESIDENTS IN COLLIER COUNTY.

2003-0005 HARVEST FOR HUMANITY - JOB CREATION

CDBG 100,000.00 100,000.00 0.00 0.00

DESCRIPTION: JOB CREATION ASSISTANCE TO HARVEST FOR HUMANITY, INC., A NON-PROFIT ORGANIZATION IN IMMOKALEE, TO TRAIN LOW AND MODERATE-INCOME PEOPLE TO RUN BLUEBERRY STORE & CATERING COMPANY.

003-0006 EAST NAPLES COMMUNITY SENIOR CENTER

0.00 593,003.00 62,622.07

CDBG 593,003.00

DESCRIPTION: ASSIST THE COUNTY'S PARKS AND RECREATION DEPARTMENT, IN CONJUNCTION WITH THE COUNTY'S HUMAN SERVICES DEPARTMENT, IN CONSTRUCTION OF A PERMANENT HOME FOR THE SENIOR CONNECTIONS PROGRAM AT EAST NAPLES COMMUNITY PARK. THIS IS A THREE-YEAR ACTIVITY.

003-0007 IMMCAA - EMPLOYMENT TRAINING 0.00 60,000.00 0.00

CDBG 60,000.00

DESCRIPTION: EMPLOYMENT TRAINING PROVIDED BY IMMCAA IN IMMOKALEE TO LOW AND MODERATE-INCOME RESIDENTS.

2003-0008 EMPOWERMENT ALLIANCE-KALEIDOSCOPE 0.00 54,000.00 0.00

CDBG 54,000.00

DESCRIPTION: AFTER-SCHOOL PROGRAM TO INCREASE FAMILY INVOLVEMENT IN ENGLISH LITERACY, MATHEMATICS, AND ACCESS TO AND THE USE OF TECHNOLOGY FOR IMMOKALEE RESIDENTS.

2003-0009 HMIS 0.00 50,000.00 0.00

CDBG 50,000.00

DESCRIPTION: HMIS WILL IMPROVE ACCESS TO SERVICES FOR THE HOMELESS POPULATION AS WELL AS PROVIDE LOCAL SERVICE PROVIDERS AND GOVERNMENTAL AGENCIES WITH BETTER DATA FOR PROJECT PLANNING.

2003-0010 IMMOKALEE YOUTH PROJECT 0.00 50,000.00 0.00

CDBG 50,000.00

DESCRIPTION: EMPOWERMENT ALLIANCE OF SOUTHWEST FLORIDA COMMUNITY DEVELOPMENT CORP. WILL COORDINATE AND MANAGE A YOUTH EMPLOYMENT PROGRAM IN IMMOKALEE TO SERVE APPROXIMATELY 25 TEENAGERS, PROVIDING THEM WITH EMPLOYMENT IN VARIOUS AGENCIES AS WELL AS JOB SKILLS TRAINING.

2003-0011 FAIR HOUSING - EDUCATION AND OUTREACH 35.00 2,334.00 0.00

CDBG 3,000.00

DESCRIPTION: EDUCATION AND OUTREACH TO FURTHER FAIR HOUSING.

|           |  |            |            |            |          |          |
|-----------|--|------------|------------|------------|----------|----------|
| 003-0012  | PROGRAM PLANNING & ADMINISTRATION  | 473,000.00 | 413,767.04 | 407,483.51 | 6,283.53 | 0.01     |
|           | CDBG   |            |            |            |          |          |
|           | DESCRIPTION: PLANNING AND ADMINISTRATION ACTIVITIES OF THE CDBG PROGRAM  |            |            |            |          |          |
| 2003-0013 | HOUSING CONSTRUCTION - EASF -CANCELLED   | 224,179.00 | 0.00       | 0.00       | 0.00     | 0.00     |
|           | CDBG   |            |            |            |          |          |
|           | DESCRIPTION: TO FACILITATE THE CONSTRUCTION OF AFFORDABLE HOUSING FOR VERY LOW AND LOW-INCOME HOUSEHOLDS BY CHDO.  |            |            |            |          |          |
| 2003-0014 | HOUSING CONSTRUCTION - CHDO RESERVES   | 224,000.00 | 224,010.00 | 224,000.00 | 10.00    | 0.00     |
|           | HOME   |            |            |            |          |          |
|           | DESCRIPTION: TO FACILITATE THE CONSTRUCTION OF AFFORDABLE HOUSING FOR VERY LOW AND LOW-INCOME HOUSEHOLDS BY CHDO.  |            |            |            |          |          |
| 2003-0015 | HOUSING CONSTRUCTION - EASF - CANCELLED  | 224,179.00 | 0.00       | 0.00       | 0.00     | 0.00     |
|           | HOME   |            |            |            |          |          |
|           | DESCRIPTION: TO FACILITATE THE CONSTRUCTION OF AFFORDABLE HOUSING FOR VERY LOW AND LOW-INCOME HOUSEHOLDS BY CHDO.  |            |            |            |          |          |
| 2003-0016 | SINGLE-FAMILY REHABILITATION ASSISTANCE  | 45,000.00  | 306,749.97 | 299,549.97 | 7,200.00 | 4,162.41 |
|           | HOME   |            |            |            |          |          |
|           | DESCRIPTION: REHABILITATION ASSISTANCE TO SINGLE-FAMILY HOUSING UNITS.   |            |            |            |          |          |
| 2003-0017 | DOWNPAYMENT ASSISTANCE   | 100,000.00 | 0.00       | 0.00       | 0.00     | 0.00     |
|           | HOME   |            |            |            |          |          |
|           | DESCRIPTION: DOWNPAYMENT ASSISTANCE TO HOMEBUYERS PURCHASING A NEWLY-CONSTRUCTED HOUSING UNIT.<br>DPA PROJECT CANCELLED IN ANTICIPATION OF ADDI & FUNDING REALLOCATED: |            |            |            |          |          |
| 2003-0018 | TENANT BASED RENTAL ASSISTANCE   | 55,000.00  | 166,524.00 | 166,524.00 | 0.00     | 0.00     |
|           | HOME   |            |            |            |          |          |
|           | DESCRIPTION: TO PROVIDE TENANT BASED RENTAL ASSISTANCE TO VERY LOW AND LOW-INCOME HOUSEHOLDS.  |            |            |            |          |          |

|           |  |   |            |            |  |  |  |           |      |
|-----------|--|---|------------|------------|--|--|--|-----------|------|
| 003-0019  | EASF - CHDO OPERATING EXPENSE                      |   |            |            |  |  |  |           |      |
|           | HOME   | 37,179.00   | 37,179.00  |            |  |  |  | 0.00      | 0.00 |
|           | DESCRIPTION:                                       | TO ASSIST A CHDO WITH OPERATING EXPENSES.   |            |            |  |  |  |           |      |
| 003-0020  | SINGLE-FAMILY REHABILITATION ASSISTANCE - DELIVERY |   |            |            |  |  |  |           |      |
|           | HOME   | 33,750.00   | 0.00       | 0.00       |  |  |  | 0.00      | 0.00 |
|           | DESCRIPTION:                                       | PROJECT DELIVERY COST FOR REHABILITATION ASSISTANCE TO SINGLE-FAMILY HOUSING UNITS OCCUPIED BY LOW AND MODERATE-INCOME HOUSEHOLDS. THESE ARE COSTS DIRECTLY RELATED TO CARRYING OUT THE PROJECT, SUCH AS WORK SPECS PREPARATION, PROCESSING APPLICATIONS & INSPECTIONS.                         |            |            |  |  |  |           |      |
| 2003-0021 | PROGRAM PLANNING AND ADMINISTRATION                |   |            |            |  |  |  |           |      |
|           | HOME   | 74,000.00   | 74,000.00  | 51,047.20  |  |  |  | 22,952.80 | 0.00 |
|           | DESCRIPTION:                                       | THIS ACTIVITY IS FUNDED ANNUALLY FOR PLANNING AND ADMINISTRATION ACTIVITIES OF THE HOME PROGRAM.  |            |            |  |  |  |           |      |
| 002-0001  | RIVER PARK COMMUNITY CENTER - CANCELLED            |   |            |            |  |  |  |           |      |
|           | CDBG   | 250,000.00  | 0.00       | 0.00       |  |  |  | 0.00      | 0.00 |
|           | DESCRIPTION:                                       | Assist the City of Naples' Community Services Department in the development of a new River Park Community Center to serve the low-income families in the Carver-River Park neighborhood (Census 7). The new facility would provide classroom and meeting space<br>THIS IS A THREE-YEAR PROJECT. |            |            |  |  |  |           |      |
| 2002-0002 | STORMWATER DRAINAGE -CANCELLED                     |   |            |            |  |  |  |           |      |
|           | CDBG   | 250,000.00  | 0.00       | 0.00       |  |  |  | 0.00      | 0.00 |
|           | DESCRIPTION:                                       | Construction of stormwater drainage system to relieve localized flooding on Tallwood Street in Marco Island. Low/mod benefit is being determined by survey. This is a multi-year activity<br>THIS IS A THREE-YEAR PROJECT.  |            |            |  |  |  |           |      |
| 2002-0003 | DOWN PAYMENT ASSISTANCE - AFFORDABLE HOUSING       |   |            |            |  |  |  |           |      |
|           | CDBG   | 100,000.00  | 100,000.00 | 100,000.00 |  |  |  | 0.00      | 0.00 |
|           | DESCRIPTION:                                       | PROVIDE DOWN PAYMENT ASSISTANCE TO LOW AND MODERATE INCOME HOUSEHOLDS TO PURCHASE NEW HOMES.  |            |            |  |  |  |           |      |

|           |  |            |            |            |      |      |
|-----------|--|------------|------------|------------|------|------|
| 2002-0004 | REHABILITATION ASSISTANCE - OWNER OCCUPIED SINGLE-FAMILY HOU   | 117,426.00 | 101,730.59 | 101,730.59 | 0.00 | 0.00 |
|           | CDBG   |            |            |            |      |      |
|           | DESCRIPTION: REHABILITATION ASSISTANCE TO SINGLE-FAMILY HOUSING UNITS OCCUPIED BY LOW AND MODERATE INCOME HOUSEHOLDS.  |            |            |            |      |      |
| 2002-0005 | CARSON LAKE AFFORDABLE HOUSING - INFRASTRUCTURE SUPPORT  | 440,772.00 | 391,948.50 | 391,948.50 | 0.00 | 0.00 |
|           | CDBG   |            |            |            |      |      |
|           | DESCRIPTION: CONSTRUCTION OF PUBLIC ROADS & INSTALLATION OF WATER & SEWER LINES TO SUPPORT AFFORDABLE HOUSING DEVELOPMENT (38 UNITS) BY HABITAT FOR HUMANITY IN IMMOKALEE. |            |            |            |      |      |
| 2002-0006 | AFFORDABLE HOUSING - SITE DEVELOPMENT  | 239,550.00 | 239,550.00 | 239,550.00 | 0.00 | 0.00 |
|           | CDBG   |            |            |            |      |      |
|           | DESCRIPTION: SITE PREPARATION FOR APPROXIMATELY 26 AFFORDABLE HOMESITES  |            |            |            |      |      |
| 2002-0007 | GATEWAY/BAYSHORE CRA - STORMWATER IMPROVEMENTS   |            |            |            |      |      |
|           | *** NO ACTIVITIES FOUND FOR THIS PROJECT ***   |            |            |            |      |      |
|           | DESCRIPTION: CONSTRUCTION OF A STORMWATER DRAINAGE SYSTEM TO RELIEVE LOCALIZED FLOODING IN GATEWAY/BAYSHORE CRA - SHADOWLAWN NEIGHBORHOOD.                                 |            |            |            |      |      |
| 2002-0008 | SOUTH IMMOKALEE STREETLIGHTS   | 60,000.00  | 60,000.00  | 60,000.00  | 0.00 | 0.00 |
|           | CDBG   |            |            |            |      |      |
|           | DESCRIPTION: PURCHASE AND INSTALLATION OF APPROXIMATELY 45 STREETLIGHTS IN A HIGH CRIME AREA OF IMMOKALEE.   |            |            |            |      |      |
| 2002-0009 | HOUSING REHABILITATION - COLLIER HOUSING ALTERNATIVES  | 101,093.00 | 101,092.53 | 101,092.53 | 0.00 | 0.00 |
|           | CDBG   |            |            |            |      |      |
|           | DESCRIPTION: IMPROVEMENTS TO THE SPECIAL NEEDS HOUSING PROVIDED BY COLLIER HOUSING ALTERNATIVES, INC.  |            |            |            |      |      |
| 2002-0010 | INFRASTRUCTURE SUPPORT - SPECIAL NEEDS HOUSING   | 32,140.00  | 32,140.00  | 32,140.00  | 0.00 | 0.00 |
|           | CDBG   |            |            |            |      |      |
|           | DESCRIPTION: WATER & SEWER HOOK-UP SUPPORT FOR SPECIAL NEEDS HOUSING - ASSEMBLY OF GOD CENTER.   |            |            |            |      |      |

|           |   |  |            |            |      |      |      |      |      |
|-----------|---|--|------------|------------|------|------|------|------|------|
| 2002-0011 | FAIR HOUSING - EDUCATION & OUTREACH           |  |            |            |      |      |      |      |      |
|           | CDBG  | 626.00   | 626.26     | 626.26     | 0.00 | 0.00 | 0.00 | 0.00 | 0.00 |
|           | DESCRIPTION:                                  | EDUCATION & OUTREACH TO FURTHER FAIR HOUSING   |            |            |      |      |      |      |      |
| 2002-0012 | PROGRAM PLANNING AND ADMINISTRATION           |  |            |            |      |      |      |      |      |
|           | CDBG  | 360,289.00   | 348,812.95 | 348,812.95 | 0.00 | 0.00 | 0.00 | 0.00 | 0.00 |
|           | DESCRIPTION:                                  | THIS ACTIVITY IS FUNDED ANNUALLY FOR PLANNING AND ADMINISTRATION ACTIVITIES OF THE CDBG PROGRAM.   |            |            |      |      |      |      |      |
| 2002-0013 | COPELAND - WATER LINE REPAIR (PHASE I)        |  |            |            |      |      |      |      |      |
|           | CDBG  | 195,000.00   | 150,580.00 | 150,580.00 | 0.00 | 0.00 | 0.00 | 0.00 | 0.00 |
|           | DESCRIPTION:                                  | CDBG FUNDS FROM AMENDED 2002-2003 AP WILL BE USED TO ASSIST 16 FAMILIES THROUGH INSTALLATION OF APPROXIMATELY 4,000 LINEAR FEET OF WATER PIPE TO IMPROVE THEIR WATER CONNECTION.   |            |            |      |      |      |      |      |
| 2002-0014 | COPELAND - STREET LIGHTING (PHASE I)          |  |            |            |      |      |      |      |      |
|           | CDBG  | 30,000.00  | 30,000.00  | 30,000.00  | 0.00 | 0.00 | 0.00 | 0.00 | 0.00 |
|           | DESCRIPTION:                                  | CDBG FUNDS FROM AMENDED 2002-2003 AP WILL BE USED TO PURCHASE, INSTALL AND MAINTAIN STREETLIGHTS FOR RESIDENT WELFARE AND SAFETY REASONS AS WELL AS TO REDUCE CRIMINAL ACTIVITY AND PEDESTRIAN, BICYCLING AND CAR ACCIDENTS ALONG POORLY LIT STREETS AND INTERSECTIONS. PHASE I WILL PROVIDE INSTALLATION OF APPROXIMATELY 48 LIGHTS IN THE SOUTH & CENTRAL SECTIONS OF THE COMMUNITY AND FUNDS TO OPERATE THEM FOR 7 YEARS (AT WHICH TIME THE COPELAND CIVIC ASSOCIATION WILL ASSUME RESPONSIBILITY). |            |            |      |      |      |      |      |
| 2002-0015 | COPELAND - DEMOLITION AND CLEARANCE (PHASE I) |  |            |            |      |      |      |      |      |
|           | CDBG  | 38,299.00  | 18,918.00  | 18,918.00  | 0.00 | 0.00 | 0.00 | 0.00 | 0.00 |
|           | DESCRIPTION:                                  | CDBG FUNDS FROM 2002-2003 AMENDED AP WILL BE USED TO DEMOLISH AND REMOVE UNSAFE STRUCTURES IN THE COPELAND/LEE CYPRESS COMMUNITY. THIS ACTIVITY WILL ASSIST THE OVERALL COMMUNITY IN ITS EFFORTS TO IMPROVE & REHABILITATE EXISTING HOUSING STOCK AS WELL AS ENCOURAGE THE DEVELOPMENT OF NEW HOUSING.   |            |            |      |      |      |      |      |
| 2002-0016 | COPELAND - LAND ACQUISITION (PHASE I)         |  |            |            |      |      |      |      |      |
|           | CDBG  | 40,000.00  | 20,000.00  | 20,000.00  | 0.00 | 0.00 | 0.00 | 0.00 | 0.00 |

2002-0017 COPELAND - LIAISON

0.00

0.00

3,247.42

3,247.42

5,000.00

CDBG

DESCRIPTION: CDBG FUNDS FROM 2002-2003 AMENDED AP WILL BE USED TO FUND THE POSITION OF COPELAND LIAISON. THAT PERSON WILL BE A RESIDENT OF COPELAND WHO WILL BE RESPONSIBLE FOR THE PROVISION OF INFORMATION & OTHER RESOURCES TO RESIDENTS AND CITIZEN ORGANIZATIONS PARTICIPATING IN THE PLANNING, IMPLEMENTATION, OR ASSESSMENT OF ACTIVITIES IN THE COPELAND AREA.

2002-0018 COPELAND - WATER REPAIR (EMERGENCY)

0.00

1,572.92

3,427.08

5,000.00

CDBG

DESCRIPTION: CDBG FUNDS FROM THE 2002-2003 AMENDED AP WILL BE USED TO ASSIST IN IMPROVING A PRIVATELY-OWNED UTILITY THAT SERVES THE RESIDENTS OF COPELAND.

2002-0019 COPELAND SUMMER YOUTH WORK PROGRAM

0.00

0.00

17,084.24

17,084.24

3,747.00

CDBG

DESCRIPTION: CDBG FUNDS FROM 2002-2003 AMENDED AP WILL BE USED TO EMPLOY AT-RISK & INCOME QUALIFIED YOUTHS FROM COPELAND IN SUMMER JOBS.

2002-0020 COPELAND - REZONING

26,906.45

25,272.07

45,827.93

71,100.00

20,000.00

CDBG

001-0001 RIVER PARK COMMUNITY CENTER

0.00

0.00

750,000.00

750,000.00

250,000.00

CDBG

DESCRIPTION: ASSIST THE CITY OF NAPLES COMMUNITY SERVICES DEPARTMENT IN DEVELOPING A NEW RIVER PARK COMMUNITY CENTER TO SERVE THE LOW-INCOME FAMILIES IN THE CARVER-RIVER PARK NEIGHBORHOOD (CENSUS TRACT 7). THE NEW FACILITY WOULD PROVIDE EDUCATIONAL AND RECREATIONAL PROGRAM OPPORTUNITIES.

2001-0002 STORMWATER DRAINAGE

0.00

0.00

750,000.00

750,000.00

250,000.00

CDBG

DESCRIPTION: CONSTRUCTION OF A STORMWATER DRAINAGE SYSTEM TO RELIEVE LOCALIZED FLOODING ON TALLWOOD STREET ON MARCO ISLAND. LOW/MOD BENEFIT IS BEING DETERMINED BY SURVEY. THIS IS A MULTI-YEAR ACTIVITY.



|           |   |   |            |      |
|-----------|---|---|------------|------|
| 2001-0003 | HABITAT VILLAGE INFRASTRUCTURE                      | 600,000.00  | 600,000.00 | 0.00 |
|           | CDBG  |   |            |      |
|           | DESCRIPTION:  | CONSTRUCTION OF A PUBLIC ROAD AND INSTALLATION OF WATER AND SEWER LINES FOR A NEW HOUSING DEVELOPMENT OF UP TO 110 HOUSES TO BE BUILT ACROSS US 41 FROM LELY RESORT BOULEVARD. ALL HOMES WILL BE OCCUPIED BY LOW AND VERY-LOW INCOME BENEFICIARIES. |            |      |
| 2001-0004 | SOUTH IMMOKALEE STREETLIGHTS                        | 48,000.00   | 48,000.00  | 0.00 |
|           | CDBG  |   |            |      |
|           | DESCRIPTION:  | PURCHASE AND INSTALLATION OF 40 STREETLIGHTS IN A HIGH CRIME AREA OF IMMOKALEE.   |            |      |
| 2001-0005 | HOUSING REHABILITATION-COLLIER HOUSING ALTERNATIVES | 47,000.00   | 47,000.00  | 0.00 |
|           | CDBG  |   |            |      |
|           | DESCRIPTION:  | IMPROVEMENTS TO THE STRUCTURAL FOUNDATIONS OF TRANSITIONAL HOUSING PROVIDED BY COLLIER HOUSING ALTERNATIVES.  |            |      |
| 2001-0006 | BUS SERVICE   | 156,500.00  | 0.00       | 0.00 |
|           | CDBG  |   |            |      |
|           | DESCRIPTION:  | PROVISION OF BUS SERVICE FROM IMMOKALEE TO NAPLES AND MARCO ISLAND FOR THE PRIMARY PURPOSE OF PROVIDING TRANSPORTATION TO EMPLOYMENT OPPORTUNITIES.<br>APPLICANT WITHDREW PROJECT.  |            |      |
| 2001-0007 | Immokalee Village Infrastructure                    | 213,000.00  | 213,000.00 | 0.00 |
|           | CDBG  |   |            |      |
|           | DESCRIPTION:  | Construction of a public road and installation of water and sewer lines for a new housing development of up to 40 units to be built between Rose Avenue and E. Delaware Avenue in Immokalee. National objective to be met when houses are occupied. |            |      |
| 2001-0008 | PROGRAM PLANNING AND ADMINISTRATION                 | 298,340.00  | 186,697.24 | 0.00 |
|           | CDBG  |   |            |      |
|           | DESCRIPTION:  | THIS ACTIVITY IS FUNDED ANNUALLY FOR PLANNING AND ADMINISTRATION ACTIVITIES OF THE CDBG PROGRAM.  |            |      |

001-0009 WOLFE APARTMENTS - SPECIAL NEEDS HOUSING

0.00

CDBG 224,160.00 224,160.00

DESCRIPTION: ASSISTANCE WITH INFRASTRUCTURE COSTS FOR THIS SPECIAL NEEDS HOUSING DEVELOPMENT BEING CONSTRUCTED BY ST. MATTHEW'S HOUSE. THE DEVELOPMENT WILL PROVIDE TRANSITIONAL HOUSING FOR 20 "SPECIAL NEEDS" RESIDENTS.

001-0010 TEMPORARY EMPLOYMENT SERVICES

\*\*\* NO ACTIVITIES FOUND FOR THIS PROJECT \*\*\*

DESCRIPTION: ST. MATTHEWS HOUSE, A HOMELESS SHELTER, PROPOSES TO PROVIDE A TEMPORARY EMPLOYMENT SERVICE TO THEIR RESIDENTS. THEY EXPECT TO PUT 50 WORKERS PER DAY INTO VARIOUS JOBS AND HAVE OBTAINED BACKING FROM LOCAL AREA EMPLOYERS. THE GRANT WILL HELP TO OFFSET THE FIRST YEAR'S OPERATING COSTS. APPLICANT WITHDREW PROJECT - SEA.

2001-0011 RURAL PRESCRIPTION MEDICATION PROGRAM

0.00

CDBG 106,500.00 107,184.00

DESCRIPTION: THIS PROJECT IS THE EXPANSION OF AN EXISTING RURAL PRESCRIPTION MEDICATION PROGRAM BY THE COLLIER COUNTY SOCIAL SERVICES DEPARTMENT WORKING IN COLLABORATION WITH COLLIER HEALTH SERVICES, INC. AT THE MARION E. FETHER CLINIC, LOCATED IN IMMOKALEE. THE SERVICE PROVIDES EMERGENCY/SHORT-TERM PHARMACY ASSISTANCE. THE CDBG FUNDS WILL PROVIDE PRESCRIPTION SERVICE TO 150 ADDITIONAL VERY LOW-INCOME INDIVIDUALS IN IMMOKALEE. FUNDED \$60,000 FROM 1ST AMENDMENT AND \$46,500 FROM 2ND.

2001-0012 IMMOKALEE YOUTH SERVICES PROGRAM

0.00

CDBG 50,000.00 49,316.00

DESCRIPTION: PROJECT IS A NEW PROGRAM COORDINATED AND MANAGED BY THE EMPOWERMENT ALLIANCE OF SOUTHWEST FLORIDA TO SERVE 20-25 TEENAGERS BETWEEN THE AGE S OF 14 AND 19. THE YOUTH WILL WORK IN NON-PROFIT AND GOVERNMENT AGENCIES SUCH AS PARKS AND RECREATION. THEY WILL ALSO ATTEND WEEKLY TRAINING SESSIONS ON EMPLOYABILITY AND LIFE SKILLS COVERING SUCH ITEMS AS INTERVIEWING, CUSTOMER SERVICE, HANDLING A PAYCHECK AND OPENING A BANK ACCOUNT. FUNDED FROM SECOND AMENDMENT TO ACTION PLAN.

994-0001 CONVERTED HOME ACTIVITIES

\*\*\* NO ACTIVITIES FOUND FOR THIS PROJECT \*\*\*

1994-0002 CONVERTED CDBG ACTIVITIES

\*\*\* NO ACTIVITIES FOUND FOR THIS PROJECT \*\*\*

1994-0003 CONVERTED ESG ACTIVITIES

\*\*\* NO ACTIVITIES FOUND FOR THIS PROJECT \*\*\*

1994-0004 CONVERTED HOPWA ACTIVITIES

\*\*\* NO ACTIVITIES FOUND FOR THIS PROJECT \*\*\*

---

**SUMMARY OF ACCOMPLISHMENTS (IDIS C04PR23)**

---

---

**CAPER FY 2006-2007  
COLLIER COUNTY, FLORIDA**

U.S. DEPARTMENT OF HOUSING AND URBAN DEVELOPMENT  
 OFFICE OF COMMUNITY PLANNING AND DEVELOPMENT  
 INTEGRATED DISBURSEMENT AND INFORMATION SYSTEM  
 PROGRAM YEAR 2006 SUMMARY OF ACCOMPLISHMENTS  
 COLLIER COUNTY, FL

DATE: 08-16-07  
 TIME: 11:24  
 PAGE: 1

COUNT OF CDBG ACTIVITIES WITH DISBURSEMENTS BY ACTIVITY GROUP & MATRIX CODE

ACQUISITION/PROPERTY-RELATED

| ACTIVITY  | UNDERWAY ACTIVITIES<br>COUNT | UNDERWAY ACTIVITIES<br>\$ DISBURSED | COMPLETED ACTIVITIES<br>COUNT | COMPLETED ACTIVITIES<br>\$ DISBURSED | PROGRAM YEAR TOTAL<br>COUNT | PROGRAM YEAR TOTAL<br>\$ DISBURSED |
|---|------------------------------|-------------------------------------|-------------------------------|--------------------------------------|-----------------------------|------------------------------------|
| Acquisition (01)                                | 7                            | 708,754.14                          | 0                             | 0.00                                 | 7                           | 708,754.14                         |
| Disposition (02)                                | 0                            | 0.00                                | 0                             | 0.00                                 | 0                           | 0.00                               |
| Clearance and Demolition (04)                   | 1                            | 0.00                                | 0                             | 0.00                                 | 1                           | 0.00                               |
| Cleanup of Contaminated Sites/Brownfields (04A) | 0                            | 0.00                                | 0                             | 0.00                                 | 0                           | 0.00                               |
| Relocation (08)                                 | 0                            | 0.00                                | 0                             | 0.00                                 | 0                           | 0.00                               |
| <b>TOTAL</b>                                    | <b>8</b>                     | <b>708,754.14</b>                   | <b>0</b>                      | <b>0.00</b>                          | <b>8</b>                    | <b>708,754.14</b>                  |

ECONOMIC DEVELOPMENT

|   |          |             |          |             |          |             |
|---|----------|-------------|----------|-------------|----------|-------------|
| Rehab: Publicly/Private Owned C/I (14E)             | 0        | 0.00        | 0        | 0.00        | 0        | 0.00        |
| C/I Land Acquisition/Disposition (17A)              | 0        | 0.00        | 0        | 0.00        | 0        | 0.00        |
| C/I Infrastructure Development (17B)                | 0        | 0.00        | 0        | 0.00        | 0        | 0.00        |
| C/I Building Acquisition, Construction, Rehab (17C) | 0        | 0.00        | 0        | 0.00        | 0        | 0.00        |
| Other C/I Improvements (17D)                        | 0        | 0.00        | 0        | 0.00        | 0        | 0.00        |
| ED Direct Financial Assistance to For-Profits (18A) | 1        | 0.00        | 0        | 0.00        | 1        | 0.00        |
| ED Direct Technical Assistance (18B)                | 0        | 0.00        | 0        | 0.00        | 0        | 0.00        |
| Micro-Enterprise Assistance (18C)                   | 0        | 0.00        | 0        | 0.00        | 0        | 0.00        |
| <b>TOTAL</b>  | <b>1</b> | <b>0.00</b> | <b>0</b> | <b>0.00</b> | <b>1</b> | <b>0.00</b> |

HOUSING

|   |           |                   |          |             |           |                   |
|---|-----------|-------------------|----------|-------------|-----------|-------------------|
| Loss of Rental Income (09)                              | 0         | 0.00              | 0        | 0.00        | 0         | 0.00              |
| Construction of Housing (12)                            | 1         | 0.00              | 0        | 0.00        | 1         | 0.00              |
| Direct Homeownership Assistance (13)                    | 0         | 0.00              | 0        | 0.00        | 0         | 0.00              |
| Rehab: Single-Unit Residential (14A)                    | 13        | 94,609.00         | 0        | 0.00        | 13        | 94,609.00         |
| Rehab: Multi-Unit Residential (14B)                     | 3         | 448,078.07        | 0        | 0.00        | 3         | 448,078.07        |
| Public Housing Modernization (14C)                      | 0         | 0.00              | 0        | 0.00        | 0         | 0.00              |
| Rehab: Other Publicly Owned Residential Buildings (14D) | 0         | 0.00              | 0        | 0.00        | 0         | 0.00              |
| Energy Efficiency Improvements (14F)                    | 0         | 0.00              | 0        | 0.00        | 0         | 0.00              |
| Acquisition for Rehab (14G)                             | 0         | 0.00              | 0        | 0.00        | 0         | 0.00              |
| Rehab Administration (14H)                              | 2         | 4,040.29          | 0        | 0.00        | 2         | 4,040.29          |
| Lead-Based Paint/Lead Hazard Test/Abatement (14I)       | 0         | 0.00              | 0        | 0.00        | 0         | 0.00              |
| Code Enforcement (15)                                   | 0         | 0.00              | 0        | 0.00        | 0         | 0.00              |
| Residential Historic Preservation (16A)                 | 0         | 0.00              | 0        | 0.00        | 0         | 0.00              |
| CDBG Operation and Repair of Foreclosed Property (19E)  | 0         | 0.00              | 0        | 0.00        | 0         | 0.00              |
| <b>TOTAL</b>  | <b>19</b> | <b>546,727.36</b> | <b>0</b> | <b>0.00</b> | <b>19</b> | <b>546,727.36</b> |

PUBLIC FACILITIES/IMPROVEMENTS

|   |          |                   |          |             |          |                   |
|---|----------|-------------------|----------|-------------|----------|-------------------|
| Public Facilities and Improvements - General (03) | 3        | 391,971.79        | 0        | 0.00        | 3        | 391,971.79        |
| Senior Centers (03A)                              | 1        | 62,622.07         | 0        | 0.00        | 1        | 62,622.07         |
| Centers for the Disabled/Handicapped (03B)        | 0        | 0.00              | 0        | 0.00        | 0        | 0.00              |
| Homeless Facilities - Not Operating Costs (03C)   | 1        | 11,800.00         | 0        | 0.00        | 1        | 11,800.00         |
| <b>TOTAL</b>                                      | <b>5</b> | <b>466,393.86</b> | <b>0</b> | <b>0.00</b> | <b>5</b> | <b>466,393.86</b> |

COUNT OF CDBG ACTIVITIES WITH DISBURSEMENTS BY ACTIVITY GROUP & MATRIX CODE

|  | UNDERWAY ACTIVITIES |              | COMPLETED ACTIVITIES |              | PROGRAM YEAR TOTAL |              |
|--|---------------------|--------------|----------------------|--------------|--------------------|--------------|
|  | COUNT               | \$ DISBURSED | COUNT                | \$ DISBURSED | COUNT              | \$ DISBURSED |
| <b>PUBLIC FACILITIES/IMPROVEMENTS (continued)</b>        |                     |              |                      |              |                    |              |
| Youth Centers/Facilities (03D)                           | 0                   | 0.00         | 0                    | 0.00         | 0                  | 0.00         |
| Neighborhood Facilities (03E)                            | 0                   | 0.00         | 0                    | 0.00         | 0                  | 0.00         |
| Parks and Recreational Facilities (03F)                  | 0                   | 0.00         | 0                    | 0.00         | 0                  | 0.00         |
| Parking Facilities (03G)                                 | 0                   | 0.00         | 0                    | 0.00         | 0                  | 0.00         |
| Solid Waste Disposal Facilities (03H)                    | 0                   | 0.00         | 0                    | 0.00         | 0                  | 0.00         |
| Flood and Drainage Facilities (03I)                      | 0                   | 0.00         | 0                    | 0.00         | 0                  | 0.00         |
| Water/Sewer Improvements (03J)                           | 1                   | 0.00         | 0                    | 0.00         | 1                  | 0.00         |
| Street Improvements (03K)                                | 2                   | 0.00         | 0                    | 0.00         | 2                  | 0.00         |
| Sidewalks (03L)  | 0                   | 0.00         | 0                    | 0.00         | 0                  | 0.00         |
| Child Care Centers/Facilities for Children (03M)         | 0                   | 0.00         | 0                    | 0.00         | 0                  | 0.00         |
| Tree Plantings (03N)                                     | 0                   | 0.00         | 0                    | 0.00         | 0                  | 0.00         |
| Fire Stations/Equipment (03O)                            | 0                   | 0.00         | 0                    | 0.00         | 0                  | 0.00         |
| Health Facilities (03P)                                  | 0                   | 0.00         | 0                    | 0.00         | 0                  | 0.00         |
| Facilities for Abused and Neglected Children (03Q)       | 0                   | 0.00         | 0                    | 0.00         | 0                  | 0.00         |
| Asbestos Removal (03R)                                   | 0                   | 0.00         | 0                    | 0.00         | 0                  | 0.00         |
| Facilities for AIDS Patients - Not Operating Costs (03S) | 0                   | 0.00         | 0                    | 0.00         | 0                  | 0.00         |
| Removal of Architectural Barriers (10)                   | 0                   | 0.00         | 0                    | 0.00         | 0                  | 0.00         |
| Non-Residential Historic Preservation (16B)              | 0                   | 0.00         | 0                    | 0.00         | 0                  | 0.00         |
|  | 8                   | 466,393.86   | 0                    | 0.00         | 8                  | 466,393.86   |
| <b>PUBLIC SERVICES</b>                                   |                     |              |                      |              |                    |              |
| Operating Costs of Homeless/AIDS Patients Programs (03T) | 0                   | 0.00         | 0                    | 0.00         | 0                  | 0.00         |
| Public Services - General (05)                           | 1                   | 36,461.00    | 0                    | 0.00         | 1                  | 36,461.00    |
| Senior Services (05A)                                    | 0                   | 0.00         | 0                    | 0.00         | 0                  | 0.00         |
| Services for the Disabled (05B)                          | 0                   | 0.00         | 0                    | 0.00         | 0                  | 0.00         |
| Legal Services (05C)                                     | 0                   | 0.00         | 0                    | 0.00         | 0                  | 0.00         |
| Youth Services (05D)                                     | 0                   | 0.00         | 0                    | 0.00         | 0                  | 0.00         |
| Transportation Services (05E)                            | 0                   | 0.00         | 0                    | 0.00         | 0                  | 0.00         |
| Substance Abuse Services (05F)                           | 0                   | 0.00         | 0                    | 0.00         | 0                  | 0.00         |
| Battered and Abused Spouses (05G)                        | 0                   | 0.00         | 0                    | 0.00         | 0                  | 0.00         |
| Employment Training (05H)                                | 1                   | 27,769.12    | 0                    | 0.00         | 1                  | 27,769.12    |
| Crime Awareness/Prevention (05I)                         | 0                   | 0.00         | 0                    | 0.00         | 0                  | 0.00         |
| Fair Housing Activities (05J)                            | 0                   | 0.00         | 0                    | 0.00         | 0                  | 0.00         |
| Tenant/Landlord Counseling (05K)                         | 0                   | 0.00         | 0                    | 0.00         | 0                  | 0.00         |
| Child Care Services (05L)                                | 0                   | 0.00         | 0                    | 0.00         | 0                  | 0.00         |
| Health Services (05M)                                    | 2                   | 96,498.73    | 0                    | 0.00         | 2                  | 96,498.73    |
| Abused and Neglected Children (05N)                      | 0                   | 0.00         | 0                    | 0.00         | 0                  | 0.00         |
| Mental Health Services (05O)                             | 0                   | 0.00         | 0                    | 0.00         | 0                  | 0.00         |
| Screening for Lead-Based Paint/Hazards/Poisoning (05P)   | 0                   | 0.00         | 0                    | 0.00         | 0                  | 0.00         |
| Subsistence Payments (05Q)                               | 0                   | 0.00         | 0                    | 0.00         | 0                  | 0.00         |

|   | UNDERWAY ACTIVITIES<br>COUNT | UNDERWAY ACTIVITIES<br>\$ DISBURSED | COMPLETED ACTIVITIES<br>COUNT | COMPLETED ACTIVITIES<br>\$ DISBURSED | PROGRAM YEAR TOTAL<br>COUNT | PROGRAM YEAR TOTAL<br>\$ DISBURSED |
|---|------------------------------|-------------------------------------|-------------------------------|--------------------------------------|-----------------------------|------------------------------------|
| <b>PUBLIC SERVICES (continued)</b>                          |                              |                                     |                               |                                      |                             |                                    |
| Homeownership Assistance - Not Direct (05R)                 | 0                            | 0.00                                | 0                             | 0.00                                 | 0                           | 0.00                               |
| Rental Housing Subsidies - HOME TBRA (05S)                  | 0                            | 0.00                                | 0                             | 0.00                                 | 0                           | 0.00                               |
| Security Deposits (05T)                                     | 0                            | 0.00                                | 0                             | 0.00                                 | 0                           | 0.00                               |
| Homebuyer Counseling (05U)                                  | 0                            | 0.00                                | 0                             | 0.00                                 | 0                           | 0.00                               |
|   | 4                            | 160,728.85                          | 0                             | 0.00                                 | 4                           | 160,728.85                         |
| <b>PLANNING/ADMINISTRATIVE</b>                              |                              |                                     |                               |                                      |                             |                                    |
| HOME Adm/Planning Costs of PJ -not part of 5% Adm cap (19A) | 0                            | 0.00                                | 0                             | 0.00                                 | 0                           | 0.00                               |
| HOME CHDO Operating Costs - not part of 5% Admin cap (19B)  | 0                            | 0.00                                | 0                             | 0.00                                 | 0                           | 0.00                               |
| Planning (20)   | 2                            | 61,406.45                           | 0                             | 0.00                                 | 2                           | 61,406.45                          |
| General Program Administration (21A)                        | 5                            | 377,833.20                          | 0                             | 0.00                                 | 5                           | 377,833.20                         |
| Indirect Costs (21B)  | 0                            | 0.00                                | 0                             | 0.00                                 | 0                           | 0.00                               |
| Public Information (21C)                                    | 0                            | 0.00                                | 0                             | 0.00                                 | 0                           | 0.00                               |
| Fair Housing Activities - subject to 20% Admin cap (21D)    | 2                            | 0.00                                | 0                             | 0.00                                 | 2                           | 0.00                               |
| Submissions or Applications for Federal Programs (21E)      | 0                            | 0.00                                | 0                             | 0.00                                 | 0                           | 0.00                               |
| HOME Rental Subsidy Payments - subject to 5% cap (21F)      | 0                            | 0.00                                | 0                             | 0.00                                 | 0                           | 0.00                               |
| HOME Security Deposits - subject to 5% cap (21G)            | 0                            | 0.00                                | 0                             | 0.00                                 | 0                           | 0.00                               |
| HOME Admin/Planning Costs of PJ - subject to 5% cap (21H)   | 0                            | 0.00                                | 0                             | 0.00                                 | 0                           | 0.00                               |
| HOME CHDO Operating Expenses - subject to 5% cap (21I)      | 0                            | 0.00                                | 0                             | 0.00                                 | 0                           | 0.00                               |
|   | 9                            | 439,239.65                          | 0                             | 0.00                                 | 9                           | 439,239.65                         |
| <b>OTHER</b>  |                              |                                     |                               |                                      |                             |                                    |
| Interim Assistance (06)                                     | 0                            | 0.00                                | 0                             | 0.00                                 | 0                           | 0.00                               |
| Urban Renewal Completion (07)                               | 0                            | 0.00                                | 0                             | 0.00                                 | 0                           | 0.00                               |
| Privately Owned Utilities (11)                              | 2                            | 0.00                                | 0                             | 0.00                                 | 2                           | 0.00                               |
| CDBG Non-Profit Organization Capacity Building (19C)        | 0                            | 0.00                                | 0                             | 0.00                                 | 0                           | 0.00                               |
| CDBG Assistance to Institutes of Higher Education (19D)     | 0                            | 0.00                                | 0                             | 0.00                                 | 0                           | 0.00                               |
| Planned Repayment of Section 108 Loan Principal (19F)       | 0                            | 0.00                                | 0                             | 0.00                                 | 0                           | 0.00                               |
| Unplanned Repayment of Section 108 Loan Principal (19G)     | 0                            | 0.00                                | 0                             | 0.00                                 | 0                           | 0.00                               |
| State CDBG Technical Assistance to Grantees (19H)           | 0                            | 0.00                                | 0                             | 0.00                                 | 0                           | 0.00                               |
| Unprogrammed Funds (22)                                     | 0                            | 0.00                                | 0                             | 0.00                                 | 0                           | 0.00                               |
| HOPWA (31)  | 0                            | 0.00                                | 0                             | 0.00                                 | 0                           | 0.00                               |
| HOPWA Grantee Activity (31A)                                | 0                            | 0.00                                | 0                             | 0.00                                 | 0                           | 0.00                               |
| HOPWA Grantee Administration (31B)                          | 0                            | 0.00                                | 0                             | 0.00                                 | 0                           | 0.00                               |
| HOPWA Project Sponsor Activity (31C)                        | 0                            | 0.00                                | 0                             | 0.00                                 | 0                           | 0.00                               |
| HOPWA Project Sponsor Administration (31D)                  | 0                            | 0.00                                | 0                             | 0.00                                 | 0                           | 0.00                               |
|   | 2                            | 0.00                                | 0                             | 0.00                                 | 2                           | 0.00                               |
| <b>TOTALS</b>   | 51                           | 2,321,843.86                        | 0                             | 0.00                                 | 51                          | 2,321,843.86                       |

CDBG SUM OF ACTUAL ACCOMPLISHMENTS FROM THE C04MA04 SCREEN BY ACTIVITY GROUP AND ACCOMPLISHMENT TYPE

|  | UNDERWAY<br>ACTIVITIES | COMPLETED<br>ACTIVITIES | TOTAL<br>ACTIVITIES |
|--|------------------------|-------------------------|---------------------|
| <b>ACQUISITION/PROPERTY-RELATED</b>                            |                        |                         |                     |
| <b>ECONOMIC DEVELOPMENT</b>                                    |                        |                         |                     |
| <b>HOUSING</b>   |                        |                         |                     |
| Rehab: Multi-Unit Residential (14B)<br>Housing Units           | 154                    | 0                       | 154                 |
| <b>PUBLIC FACILITIES/IMPROVEMENTS</b>                          |                        |                         |                     |
| Public Facilities and Improvements - General (03)<br>Persons   | 1,000                  | 0                       | 1,000               |
| <b>PUBLIC SERVICES</b>   |                        |                         |                     |
| Employment Training (05H)<br>Persons                           | 74                     | 0                       | 74                  |
| Health Services (05M)<br>Persons                               | 49                     | 0                       | 49                  |
| <b>CATEGORY TOTALS</b>   | 123                    | 0                       | 123                 |
| <b>PLANNING/ADMINISTRATIVE</b>                                 |                        |                         |                     |
| <b>OTHER</b>   |                        |                         |                     |
| <b>TOTAL OF ACTUAL ACCOMPLISHMENTS FROM THE C04MA04 SCREEN</b> |                        |                         |                     |
| Persons  | 1,123                  | 0                       | 1,123               |
| Households   | 0                      | 0                       | 0                   |
| Housing Units  | 154                    | 0                       | 154                 |
| Public Facilities  | 0                      | 0                       | 0                   |
| Feet/Public Utilities  | 0                      | 0                       | 0                   |
| Organizations  | 0                      | 0                       | 0                   |
| Businesses   | 0                      | 0                       | 0                   |
| Jobs   | 0                      | 0                       | 0                   |
| Loans  | 0                      | 0                       | 0                   |



CDBG BENEFICIARIES BY RACIAL/ETHNIC CATEGORY

\*\*\*\*\* HOUSING \*\*\*\*\* Not Specified \*\*\*\*\*

|  | Persons |           | Households |           | Not Specified |           |
|--|---------|-----------|------------|-----------|---------------|-----------|
|  | Tot#    | #Hispanic | Tot#       | #Hispanic | Tot#          | #Hispanic |
| WHITE:   | 0       | 0         | 94         | 91        | 0             | 0         |
| BLACK/AFRICAN AMERICAN:                        | 0       | 0         | 8          | 0         | 0             | 0         |
| ASIAN:   | 0       | 0         | 0          | 0         | 0             | 0         |
| AMERICAN INDIAN/ALASKAN NATIVE:                | 0       | 0         | 0          | 0         | 0             | 0         |
| NATIVE HAWAIIAN/OTHER PACIFIC ISLANDER:        | 0       | 0         | 0          | 0         | 0             | 0         |
| AMERICAN INDIAN/ALASKAN NATIVE & WHITE:        | 0       | 0         | 0          | 0         | 0             | 0         |
| ASIAN & WHITE:                                 | 0       | 0         | 0          | 0         | 0             | 0         |
| BLACK/AFRICAN AMERICAN & WHITE:                | 0       | 0         | 0          | 0         | 0             | 0         |
| AM. INDIAN/ALASKAN NATIVE & BLACK/AFRICAN AM.: | 0       | 0         | 1          | 1         | 0             | 0         |
| OTHER MULTI-RACIAL:                            | 0       | 0         | 1          | 0         | 0             | 0         |
| TOTAL:   | 0       | 0         | 103        | 92        | 0             | 0         |

\*\*\*\*\* NON-HOUSING \*\*\*\*\* Not Specified \*\*\*\*\*

|  | Persons |           | Households |           | Not Specified |           |
|--|---------|-----------|------------|-----------|---------------|-----------|
|  | Tot#    | #Hispanic | Tot#       | #Hispanic | Tot#          | #Hispanic |
| WHITE:   | 969     | 351       | 44         | 37        | 0             | 0         |
| BLACK/AFRICAN AMERICAN:                        | 129     | 1         | 22         | 0         | 0             | 0         |
| ASIAN:   | 0       | 0         | 0          | 0         | 0             | 0         |
| AMERICAN INDIAN/ALASKAN NATIVE:                | 0       | 0         | 0          | 0         | 0             | 0         |
| NATIVE HAWAIIAN/OTHER PACIFIC ISLANDER:        | 3       | 3         | 0          | 0         | 0             | 0         |
| AMERICAN INDIAN/ALASKAN NATIVE & WHITE:        | 0       | 0         | 0          | 0         | 0             | 0         |
| ASIAN & WHITE:                                 | 0       | 0         | 0          | 0         | 0             | 0         |
| BLACK/AFRICAN AMERICAN & WHITE:                | 2       | 0         | 0          | 0         | 0             | 0         |
| AM. INDIAN/ALASKAN NATIVE & BLACK/AFRICAN AM.: | 0       | 0         | 0          | 0         | 0             | 0         |
| OTHER MULTI-RACIAL:                            | 22      | 0         | 0          | 0         | 0             | 0         |
| TOTAL:   | 1,125   | 355       | 66         | 37        | 0             | 0         |

\*\*\*\*\* TOTAL \*\*\*\*\* Not Specified \*\*\*\*\*

|  | Persons |           | Households |           | Not Specified |           |
|--|---------|-----------|------------|-----------|---------------|-----------|
|  | Tot#    | #Hispanic | Tot#       | #Hispanic | Tot#          | #Hispanic |
| WHITE:   | 969     | 351       | 138        | 128       | 0             | 0         |
| BLACK/AFRICAN AMERICAN:                        | 129     | 1         | 30         | 0         | 0             | 0         |
| ASIAN:   | 0       | 0         | 0          | 0         | 0             | 0         |
| AMERICAN INDIAN/ALASKAN NATIVE:                | 0       | 0         | 0          | 0         | 0             | 0         |
| NATIVE HAWAIIAN/OTHER PACIFIC ISLANDER:        | 3       | 3         | 0          | 0         | 0             | 0         |
| AMERICAN INDIAN/ALASKAN NATIVE & WHITE:        | 0       | 0         | 0          | 0         | 0             | 0         |
| ASIAN & WHITE:                                 | 0       | 0         | 0          | 0         | 0             | 0         |
| BLACK/AFRICAN AMERICAN & WHITE:                | 2       | 0         | 0          | 0         | 0             | 0         |
| AM. INDIAN/ALASKAN NATIVE & BLACK/AFRICAN AM.: | 0       | 0         | 0          | 0         | 0             | 0         |
| OTHER MULTI-RACIAL:                            | 22      | 0         | 1          | 1         | 0             | 0         |

CDBG BENEFICIARIES BY INCOME CATEGORY

|                                  | EXTREMELY LOW<br><=30% | LOW<br>>30% and <=50% | MOD<br>>50% and <=80% | TOTAL LOW-MOD | NON LOW-MOD<br>>80% | TOTAL BENEFICIARIES |
|----------------------------------|------------------------|-----------------------|-----------------------|---------------|---------------------|---------------------|
| <b>HOUSING - OWNER OCCUPIED</b>  |                        |                       |                       |               |                     |                     |
| Persons                          | 0                      | 0                     | 0                     | 0             | 0                   | 0                   |
| Households                       | 2                      | 10                    | 2                     | 14            | 1                   | 15                  |
| Not Specified                    | 0                      | 0                     | 0                     | 0             | 0                   | 0                   |
| <b>HOUSING - RENTAL OCCUPIED</b> |                        |                       |                       |               |                     |                     |
| Persons                          | 0                      | 0                     | 0                     | 0             | 0                   | 0                   |
| Households                       | 0                      | 48                    | 32                    | 80            | 0                   | 80                  |
| Not Specified                    | 0                      | 0                     | 0                     | 0             | 0                   | 0                   |
| <b>HOUSING - TOTAL*</b>          |                        |                       |                       |               |                     |                     |
| Persons                          | 0                      | 0                     | 0                     | 0             | 0                   | 0                   |
| Households                       | 3                      | 63                    | 36                    | 102           | 1                   | 103                 |
| Not Specified                    | 0                      | 0                     | 0                     | 0             | 0                   | 0                   |
| <b>NON-HOUSING</b>               |                        |                       |                       |               |                     |                     |
| Persons                          | 863                    | 240                   | 22                    | 1,125         | 0                   | 1,125               |
| Households                       | 24                     | 32                    | 10                    | 66            | 0                   | 66                  |
| Not Specified                    | 0                      | 0                     | 0                     | 0             | 0                   | 0                   |
| <b>TOTAL</b>                     |                        |                       |                       |               |                     |                     |
| Persons                          | 863                    | 240                   | 22                    | 1,125         | 0                   | 1,125               |
| Households                       | 27                     | 95                    | 46                    | 168           | 1                   | 169                 |
| Not Specified                    | 0                      | 0                     | 0                     | 0             | 0                   | 0                   |

\* Note: If "HOUSING - TOTAL" does not equal the sum of "HOUSING - OWNER OCCUPIED" and "HOUSING - RENTAL OCCUPIED", it is due to the combination of data by income category captured with the old requirements and the new requirements.

HOME DISBURSEMENTS AND UNIT COMPLETIONS

| ACTIVITY TYPE                    | DISBURSED AMOUNT | UNITS COMPLETED | UNITS OCCUPIED |
|----------------------------------|------------------|-----------------|----------------|
| RENTALS                          | 0.00             | 0               | 0              |
| TERRA FAMILIES                   | 21,820.00        | 14              | 14             |
| FIRST-TIME HOMEBUYERS            | 0.00             | 1               | 1              |
| EXISTING HOMEOWNERS              | 48,719.71        | 24              | 24             |
| TOTAL, RENTALS AND TERRA         | 21,820.00        | 14              | 14             |
| TOTAL, HOMEBUYERS AND HOMEOWNERS | 48,719.71        | 25              | 25             |
|                                  | 70,539.71        | 39              | 39             |

HOME UNIT COMPLETIONS BY PERCENT OF AREA MEDIAN INCOME

| ACTIVITY TYPE                    | 0% - 30% | 31% - 50% | 51% - 60% | 61% - 80% | TOTAL<br>0% - 60% | TOTAL<br>0% - 80% | REPORTED<br>AS VACANT |
|----------------------------------|----------|-----------|-----------|-----------|-------------------|-------------------|-----------------------|
| RENTALS                          | 0        | 0         | 0         | 0         | 0                 | 0                 | 0                     |
| TBRA FAMILIES                    | 10       | 4         | 0         | 0         | 14                | 14                | 0                     |
| FIRST-TIME HOMEBUYERS            | 0        | 0         | 0         | 1         | 0                 | 1                 | 0                     |
| EXISTING HOMEOWNERS              | 0        | 15        | 7         | 2         | 22                | 24                | 0                     |
| TOTAL, RENTALS AND TBRA          | 10       | 4         | 0         | 0         | 14                | 14                | 0                     |
| TOTAL, HOMEBUYERS AND HOMEOWNERS | 0        | 15        | 7         | 3         | 22                | 25                | 0                     |
|                                  | 10       | 19        | 7         | 3         | 36                | 39                | 0                     |

HOME UNIT COMPLETIONS BY RACIAL/ETHNIC CATEGORY

|  | RENTALS | TBRA FAMILIES | FIRST-TIME HOMEBUYERS | TOTAL, RENTALS AND TBRA + TOTAL, HOMEBUYERS AND HOMEOWNERS |
|--|---------|---------------|-----------------------|--|
| WHITE:   | 0       | 7             | 1                     | 0  |
| BLACK/AFRICAN AMERICAN:                        | 0       | 0             | 0                     | 0  |
| ASIAN:   | 0       | 0             | 0                     | 0  |
| AMERICAN INDIAN/ALASKAN NATIVE:                | 0       | 0             | 0                     | 0  |
| NATIVE HAWAIIAN/OTHER PACIFIC ISLANDER:        | 0       | 0             | 0                     | 0  |
| AMERICAN INDIAN/ALASKAN NATIVE & WHITE:        | 0       | 0             | 0                     | 0  |
| ASIAN & WHITE:                                 | 0       | 0             | 0                     | 0  |
| BLACK/AFRICAN AMERICAN & WHITE:                | 0       | 0             | 0                     | 0  |
| AM. INDIAN/ALASKAN NATIVE & BLACK/AFRICAN AM.: | 0       | 1             | 0                     | 0  |
| OTHER MULTI-RACIAL:                            | 0       | 14            | 1                     | 0  |
| TOTAL:   | 0       | 8             | 1                     | 0  |

|  | EXISTING HOMEOWNERS | TOTAL, RENTALS AND TBRA | TOTAL, HOMEBUYERS AND HOMEOWNERS | TOTAL, RENTALS AND TBRA + TOTAL, HOMEBUYERS AND HOMEOWNERS |
|--|---------------------|-------------------------|----------------------------------|--|
| WHITE:   | 7                   | 11                      | 8                                | 19   |
| BLACK/AFRICAN AMERICAN:                        | 17                  | 2                       | 17                               | 19   |
| ASIAN:   | 0                   | 0                       | 0                                | 0  |
| AMERICAN INDIAN/ALASKAN NATIVE:                | 0                   | 0                       | 0                                | 0  |
| NATIVE HAWAIIAN/OTHER PACIFIC ISLANDER:        | 0                   | 0                       | 0                                | 0  |
| AMERICAN INDIAN/ALASKAN NATIVE & WHITE:        | 0                   | 0                       | 0                                | 0  |
| ASIAN & WHITE:                                 | 0                   | 0                       | 0                                | 0  |
| BLACK/AFRICAN AMERICAN & WHITE:                | 0                   | 0                       | 0                                | 0  |
| AM. INDIAN/ALASKAN NATIVE & BLACK/AFRICAN AM.: | 0                   | 0                       | 0                                | 0  |
| OTHER MULTI-RACIAL:                            | 0                   | 1                       | 0                                | 1  |
| TOTAL:   | 24                  | 14                      | 15                               | 39   |

---

**CDBG FINANCIAL SUMMARY REPORT (IDIS C04PR26)**

---

---

**CAPER FY 2006-2007  
COLLIER COUNTY, FLORIDA**

U.S. DEPARTMENT OF HOUSING AND URBAN DEVELOPMENT  
OFFICE OF COMMUNITY PLANNING AND DEVELOPMENT  
INTEGRATED DISBURSEMENT AND INFORMATION SYSTEM  
CDBG FINANCIAL SUMMARY FOR PROGRAM YEAR 2006  
07-01-2006 TO 06-30-2007  
COLLIER COUNTY, FL

DATE: 08-16-07  
TIME: 11:16  
PAGE: 1

PART I: SUMMARY OF CDBG RESOURCES

|    |   |              |
|----|---|--------------|
| 01 | UNEXPENDED CDBG FUNDS AT END OF PREVIOUS PROGRAM YEAR | 0.00         |
| 02 | ENTITLEMENT GRANT                                     | 2,388,595.00 |
| 03 | SURPLUS URBAN RENEWAL                                 | 0.00         |
| 04 | SECTION 108 GUARANTEED LOAN FUNDS                     | 0.00         |
| 05 | CURRENT YEAR PROGRAM INCOME                           | 8,065.00     |
| 06 | RETURNS   | 0.00         |
| 07 | ADJUSTMENT TO COMPUTE TOTAL AVAILABLE                 | 0.00         |
| 08 | TOTAL AVAILABLE (SUM, LINES 01-07)                    | 2,396,660.00 |

PART II: SUMMARY OF CDBG EXPENDITURES

|    |   |              |
|----|---|--------------|
| 09 | DISBURSEMENTS OTHER THAN SECTION 108 REPAYMENTS AND PLANNING/ADMINISTRATION | 1,882,604.21 |
| 10 | ADJUSTMENT TO COMPUTE TOTAL AMOUNT SUBJECT TO LOW/MOD BENEFIT               | 0.00         |
| 11 | AMOUNT SUBJECT TO LOW/MOD BENEFIT (LINE 09 + LINE 10)                       | 1,882,604.21 |
| 12 | DISBURSED IN IDIS FOR PLANNING/ADMINISTRATION                               | 439,239.65   |
| 13 | DISBURSED IN IDIS FOR SECTION 108 REPAYMENTS                                | 0.00         |
| 14 | ADJUSTMENT TO COMPUTE TOTAL EXPENDITURES                                    | 0.00         |
| 15 | TOTAL EXPENDITURES (SUM, LINES 11-14)                                       | 2,321,843.86 |
| 16 | UNEXPENDED BALANCE (LINE 08 - LINE 15)                                      | 74,816.14    |

PART III: LOWMOD BENEFIT THIS REPORTING PERIOD

|    |   |              |
|----|---|--------------|
| 17 | EXPENDED FOR LOW/MOD HOUSING IN SPECIAL AREAS | 0.00         |
| 18 | EXPENDED FOR LOW/MOD MULTI-UNIT HOUSING       | 0.00         |
| 19 | DISBURSED FOR OTHER LOW/MOD ACTIVITIES        | 1,434,526.14 |
| 20 | ADJUSTMENT TO COMPUTE TOTAL LOW/MOD CREDIT    | 0.00         |
| 21 | TOTAL LOW/MOD CREDIT (SUM, LINES 17-20)       | 1,434,526.14 |
| 22 | PERCENT LOW/MOD CREDIT (LINE 21/LINE 11)      | 76.20%       |

LOW/MOD BENEFIT FOR MULTI-YEAR CERTIFICATIONS

|    |  |    |       |
|----|--|----|-------|
| 23 | PROGRAM YEARS(PY) COVERED IN CERTIFICATION                         | PY | PY    |
| 24 | CUMULATIVE NET EXPENDITURES SUBJECT TO LOW/MOD BENEFIT CALCULATION |    | 0.00  |
| 25 | CUMULATIVE EXPENDITURES BENEFITING LOW/MOD PERSONS                 |    | 0.00  |
| 26 | PERCENT BENEFIT TO LOW/MOD PERSONS (LINE 25/LINE 24)               |    | 0.00% |

PART IV: PUBLIC SERVICE (PS) CAP CALCULATIONS

|    |  |              |
|----|--|--------------|
| 27 | DISBURSED IN IDIS FOR PUBLIC SERVICES                        | 160,728.85   |
| 28 | PS UNLIQUIDATED OBLIGATIONS AT END OF CURRENT PROGRAM YEAR   | 0.00         |
| 29 | PS UNLIQUIDATED OBLIGATIONS AT END OF PREVIOUS PROGRAM YEAR  | 0.00         |
| 30 | ADJUSTMENT TO COMPUTE TOTAL PS OBLIGATIONS                   | 0.00         |
| 31 | TOTAL PS OBLIGATIONS (LINE 27 + LINE 28 - LINE 29 + LINE 30) | 160,728.85   |
| 32 | ENTITLEMENT GRANT  | 2,388,595.00 |
| 33 | PRIOR YEAR PROGRAM INCOME                                    | 0.00         |
| 34 | ADJUSTMENT TO COMPUTE TOTAL SUBJECT TO PS CAP                | 0.00         |
| 35 | TOTAL SUBJECT TO PS CAP (SUM, LINES 32-34)                   | 2,388,595.00 |
| 36 | PERCENT FUNDS OBLIGATED FOR PS ACTIVITIES (LINE 31/LINE 35)  | 6.73%        |

PART V: PLANNING AND ADMINISTRATION (PA) CAP

|    |   |              |
|----|---|--------------|
| 37 | DISBURSED IN IDIS FOR PLANNING/ADMINISTRATION               | 439,239.65   |
| 38 | PA UNLIQUIDATED OBLIGATIONS AT END OF CURRENT PROGRAM YEAR  | 37,500.00    |
| 39 | PA UNLIQUIDATED OBLIGATIONS AT END OF PREVIOUS PROGRAM YEAR | 37,500.00    |
| 40 | ADJUSTMENT TO COMPUTE TOTAL PA OBLIGATIONS                  | -50,374.34   |
| 41 | TOTAL PA OBLIGATIONS (LINE 37 + LINE 38 - LINE 39 +LINE 40) | 388,865.31   |
| 42 | ENTITLEMENT GRANT   | 2,388,595.00 |
| 43 | CURRENT YEAR PROGRAM INCOME                                 | 8,065.00     |
| 44 | ADJUSTMENT TO COMPUTE TOTAL SUBJECT TO PA CAP               | 0.00         |
| 45 | TOTAL SUBJECT TO PA CAP (SUM, LINES 42-44)                  | 2,396,660.00 |
| 46 | PERCENT FUNDS OBLIGATED FOR PA ACTIVITIES (LINE 41/LINE 45) | 16.23%       |

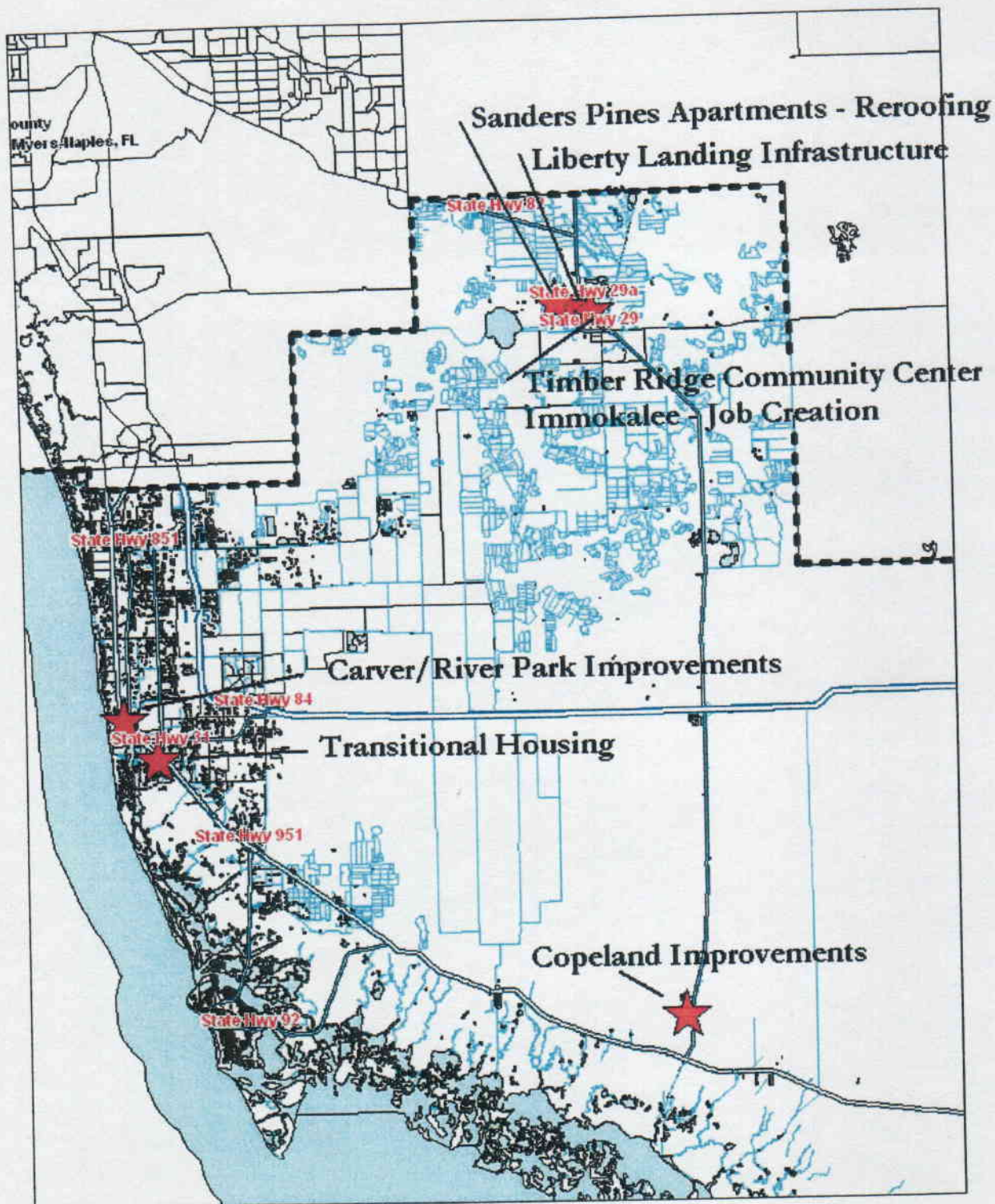
---

**PROJECT LOCATION MAP**

---

---

**CAPER FY 2006-2007**  
**COLLIER COUNTY, FLORIDA**



**FY2006 Project Locations**



---

**TABLES**

---



| Household Income > 30 to <=50% MFI |               | Household Income > 50 to <=80% MFI |               |
|------------------------------------|---------------|------------------------------------|---------------|
|                                    | Owner         | Renter                             | Elderly       |
|                                    | Small Related | Large Related                      | Small Related |
| Cost Burden > 30%                  | 72.3          | 980                                | 0 ###         |
| Cost Burden > 50%                  | 22.1          | 299                                | 0 ###         |
| NUMBER OF HOUSEHOLDS               | 100%          | 699                                | 0 ###         |
| With Any Housing Problems          | 94.3          | 659                                | 0 ###         |
| Cost Burden > 30%                  | 47.1          | 329                                | 0 ###         |
| Cost Burden > 50%                  | 4.9           | 34                                 | 0 ###         |
| NUMBER OF HOUSEHOLDS               | 100%          | 895                                | 0 ###         |
| With Any Housing Problems          | 84.9          | 760                                | 0 ###         |
| Cost Burden > 30%                  | 77.7          | 695                                | 0 ###         |
| Cost Burden > 50%                  | 38.0          | 340                                | 0 ###         |
| NUMBER OF HOUSEHOLDS               | 100%          | 3605                               | 0 ###         |
| With Any Housing Problems          | 52.0          | 1875                               | 0 ###         |
| Cost Burden > 30%                  | 52.0          | 1875                               | 0 ###         |
| Cost Burden > 50%                  | 29.0          | 1045                               | 0 ###         |
| NUMBER OF HOUSEHOLDS               | 100%          | 1360                               | 0 ###         |
| With Any Housing Problems          | 80.9          | 1100                               | 0 ###         |
| Cost Burden > 30%                  | 74.6          | 1015                               | 0 ###         |
| Cost Burden > 50%                  | 42.3          | 575                                | 0 ###         |
| NUMBER OF HOUSEHOLDS               | 100%          | 503                                | 0 ###         |
| With Any Housing Problems          | 89.1          | 448                                | 0 ###         |
| Cost Burden > 30%                  | 44.3          | 223                                | 0 ###         |
| Cost Burden > 50%                  | 23.7          | 119                                | 0 ###         |
| NUMBER OF HOUSEHOLDS               | 100%          | 715                                | 0 ###         |
| With Any Housing Problems          | 70.6          | 505                                | 0 ###         |
| Cost Burden > 30%                  | 68.5          | 490                                | 0 ###         |
| Cost Burden > 50%                  | 42.0          | 300                                | 0 ###         |
| NUMBER OF HOUSEHOLDS               | 100%          | 795                                | 100%          |
| With Any Housing Problems          | 62.9          | 500                                | 0 ###         |
| Cost Burden > 30%                  | 61.6          | 490                                | 0 ###         |
| Cost Burden > 50%                  | 24.5          | 195                                | 0 ###         |
| NUMBER OF HOUSEHOLDS               | 100%          | 2323                               | 0 ###         |
| With Any Housing Problems          | 45.8          | 1064                               | 0 ###         |
| Cost Burden > 30%                  | 32.8          | 762                                | 0 ###         |
| Cost Burden > 50%                  | 1.0           | 23                                 | 0 ###         |
| NUMBER OF HOUSEHOLDS               | 100%          | 819                                | 0 ###         |
| With Any Housing Problems          | 80.5          | 659                                | 0 ###         |
| Cost Burden > 30%                  | 13.3          | 109                                | 0 ###         |
| Cost Burden > 50%                  | 2.4           | 20                                 | 0 ###         |
| NUMBER OF HOUSEHOLDS               | 100%          | 1890                               | 0 ###         |
| With Any Housing Problems          | 59.0          | 1115                               | 0 ###         |
| Cost Burden > 30%                  | 53.4          | 1009                               | 0 ###         |
| Cost Burden > 50%                  | 4.5           | 85                                 | 0 ###         |
| NUMBER OF HOUSEHOLDS               | 100%          | 6865                               | 0 ###         |
| With Any Housing Problems          | 31.5          | 2162                               | 0 ###         |
| Cost Burden > 30%                  | 31.5          | 2162                               | 0 ###         |

Household In

Owner

| Owner                     | Small Related | Large Related | Other hshld | Total Disabled |
|---------------------------|---------------|---------------|-------------|----------------|
| Cost Burden > 50%         | 9.8           | 673           | 0           | 0              |
| NUMBER OF HOUSEHOLDS      | 100%          | 3235          | 0           | 0              |
| With Any Housing Problems | 56.4          | 1825          | 0           | 0              |
| Cost Burden > 30%         | 51.2          | 1656          | 0           | 0              |
| Cost Burden > 50%         | 16.2          | 524           | 0           | 0              |
| NUMBER OF HOUSEHOLDS      | 100%          | 1225          | 0           | 0              |
| With Any Housing Problems | 69.4          | 850           | 0           | 0              |
| Cost Burden > 30%         | 35.5          | 435           | 0           | 0              |
| Cost Burden > 50%         | 10.6          | 130           | 0           | 0              |
| NUMBER OF HOUSEHOLDS      | 100%          | 1784          | 0           | 0              |
| With Any Housing Problems | 61.6          | 1099          | 0           | 0              |
| Cost Burden > 30%         | 60.8          | 1085          | 0           | 0              |
| Cost Burden > 50%         | 19.3          | 344           | 0           | 0              |
| Total Any Housing Problem |               |               |             | 0              |

### Housing and Community Development Activities

| Activity  | Needs | Current | Gap | 5-Year Quantities |        |        |        |        |        |        |        |        |        | % of Goal | Priority Need:<br>H.M.1 | Dollars to Address | Plan to Fund? | Fund Source |            |        |
|---|-------|---------|-----|-------------------|--------|--------|--------|--------|--------|--------|--------|--------|--------|-----------|-------------------------|--------------------|---------------|-------------|------------|--------|
|   |       |         |     | Year 1            |        | Year 2 |        | Year 3 |        | Year 4 |        | Year 5 |        |           |                         |                    |               |             | Cumulative |        |
|   |       |         |     | Goal              | Actual | Goal   | Actual | Goal   | Actual | Goal   | Actual | Goal   | Actual |           |                         |                    |               |             | Goal       | Actual |
| 01 Acquisition of Real Property 570.201(a)                        | 0     | 0       | 0   |                   |        |        |        |        |        |        |        |        |        |           |                         |                    |               |             |            |        |
| 02 Disposition 570.201(b)   | 0     | 0       | 0   |                   |        |        |        |        |        |        |        |        |        |           |                         |                    |               |             |            |        |
| 03 Public Facilities and Improvements (General) 570.201(c)        | 0     | 0       | 0   |                   |        |        |        |        |        |        |        |        |        |           |                         |                    |               |             |            |        |
| 03A Senior Centers 570.201(c)                                     | 0     | 0       | 0   |                   |        |        |        |        |        |        |        |        |        |           |                         |                    |               |             |            |        |
| 03B Handicapped Centers 570.201(c)                                | 0     | 0       | 0   |                   |        |        |        |        |        |        |        |        |        |           |                         |                    |               |             |            |        |
| 03C Homeless Facilities (not operating costs) 570.201(c)          | 0     | 0       | 0   |                   |        |        |        |        |        |        |        |        |        |           |                         |                    |               |             |            |        |
| 03D Youth Centers 570.201(c)                                      | 0     | 0       | 0   |                   |        |        |        |        |        |        |        |        |        |           |                         |                    |               |             |            |        |
| 03E Neighborhood Facilities 570.201(c)                            | 0     | 0       | 0   |                   |        |        |        |        |        |        |        |        |        |           |                         |                    |               |             |            |        |
| 03F Parks, Recreational Facilities 570.201(c)                     | 0     | 0       | 0   |                   |        |        |        |        |        |        |        |        |        |           |                         |                    |               |             |            |        |
| 03G Parking Facilities 570.201(c)                                 | 0     | 0       | 0   |                   |        |        |        |        |        |        |        |        |        |           |                         |                    |               |             |            |        |
| 03H Solid Waste Disposal Improvements 570.201(c)                  | 0     | 0       | 0   |                   |        |        |        |        |        |        |        |        |        |           |                         |                    |               |             |            |        |
| 03I Flood Drain Improvements 570.201(c)                           | 0     | 0       | 0   |                   |        |        |        |        |        |        |        |        |        |           |                         |                    |               |             |            |        |
| 03J Water/Sewer Improvements 570.201(c)                           | 0     | 0       | 0   |                   |        |        |        |        |        |        |        |        |        |           |                         |                    |               |             |            |        |
| 03K Street Improvements 570.201(c)                                | 0     | 0       | 0   |                   |        |        |        |        |        |        |        |        |        |           |                         |                    |               |             |            |        |
| 03L Sidewalks 570.201(c)  | 0     | 0       | 0   |                   |        |        |        |        |        |        |        |        |        |           |                         |                    |               |             |            |        |
| 03M Child Care Centers 570.201(c)                                 | 0     | 0       | 0   |                   |        |        |        |        |        |        |        |        |        |           |                         |                    |               |             |            |        |
| 03N Tree Planting 570.201(c)                                      | 0     | 0       | 0   |                   |        |        |        |        |        |        |        |        |        |           |                         |                    |               |             |            |        |
| 03O Fire Stations/Equipment 570.201(c)                            | 0     | 0       | 0   |                   |        |        |        |        |        |        |        |        |        |           |                         |                    |               |             |            |        |
| 03P Health Facilities 570.201(c)                                  | 0     | 0       | 0   |                   |        |        |        |        |        |        |        |        |        |           |                         |                    |               |             |            |        |
| 03Q Abused and Neglected Children Facilities 570.201(c)           | 0     | 0       | 0   |                   |        |        |        |        |        |        |        |        |        |           |                         |                    |               |             |            |        |
| 03R Asbestos Removal 570.201(c)                                   | 0     | 0       | 0   |                   |        |        |        |        |        |        |        |        |        |           |                         |                    |               |             |            |        |
| 03S Facilities for AIDS Patients (not operating costs) 570.201(c) | 0     | 0       | 0   |                   |        |        |        |        |        |        |        |        |        |           |                         |                    |               |             |            |        |
| 03T Operating Costs of Homeless/AIDS Patients Programs            | 0     | 0       | 0   |                   |        |        |        |        |        |        |        |        |        |           |                         |                    |               |             |            |        |
| 04 Clearance and Demolition 570.201(d)                            | 0     | 0       | 0   |                   |        |        |        |        |        |        |        |        |        |           |                         |                    |               |             |            |        |
| 04A Clean-up of Contaminated Sites 570.201(d)                     | 0     | 0       | 0   |                   |        |        |        |        |        |        |        |        |        |           |                         |                    |               |             |            |        |
| 05 Public Services (General) 570.201(e)                           | 0     | 0       | 0   |                   |        |        |        |        |        |        |        |        |        |           |                         |                    |               |             |            |        |
| 05A Senior Services 570.201(e)                                    | 0     | 0       | 0   |                   |        |        |        |        |        |        |        |        |        |           |                         |                    |               |             |            |        |
| 05B Handicapped Services 570.201(e)                               | 0     | 0       | 0   |                   |        |        |        |        |        |        |        |        |        |           |                         |                    |               |             |            |        |
| 05C Legal Services 570.201(e)                                     | 0     | 0       | 0   |                   |        |        |        |        |        |        |        |        |        |           |                         |                    |               |             |            |        |
| 05D Youth Services 570.201(e)                                     | 0     | 0       | 0   |                   |        |        |        |        |        |        |        |        |        |           |                         |                    |               |             |            |        |
| 05E Transportation Services 570.201(e)                            | 0     | 0       | 0   |                   |        |        |        |        |        |        |        |        |        |           |                         |                    |               |             |            |        |
| 05F Substance Abuse Services 570.201(e)                           | 0     | 0       | 0   |                   |        |        |        |        |        |        |        |        |        |           |                         |                    |               |             |            |        |
| 05G Battered and Abused Spouses 570.201(e)                        | 0     | 0       | 0   |                   |        |        |        |        |        |        |        |        |        |           |                         |                    |               |             |            |        |
| 05H Employment Training 570.201(e)                                | 0     | 0       | 0   |                   |        |        |        |        |        |        |        |        |        |           |                         |                    |               |             |            |        |
| 05I Crime Awareness 570.201(e)                                    | 0     | 0       | 0   |                   |        |        |        |        |        |        |        |        |        |           |                         |                    |               |             |            |        |
| 05J Fair Housing Activities (if CDBG, then subject to 570.201(e)) | 0     | 0       | 0   |                   |        |        |        |        |        |        |        |        |        |           |                         |                    |               |             |            |        |
| 05K Tenant/Landlord Counseling 570.201(e)                         | 0     | 0       | 0   |                   |        |        |        |        |        |        |        |        |        |           |                         |                    |               |             |            |        |
| 05L Child Care Services 570.201(e)                                | 0     | 0       | 0   |                   |        |        |        |        |        |        |        |        |        |           |                         |                    |               |             |            |        |
| 05M Abused and Neglected Children 570.201(e)                      | 0     | 0       | 0   |                   |        |        |        |        |        |        |        |        |        |           |                         |                    |               |             |            |        |
| 05O Mental Health Services 570.201(e)                             | 0     | 0       | 0   |                   |        |        |        |        |        |        |        |        |        |           |                         |                    |               |             |            |        |
| 05P Screening for Lead-Based Paint/Lead Hazards 570.201(e)        | 0     | 0       | 0   |                   |        |        |        |        |        |        |        |        |        |           |                         |                    |               |             |            |        |

### Public Services



|               |   | 22 HOME CHDO Operating Expenses (subject to 5% cap) |   |   |   |   |   |   |   |   |   |   | 100% |     |
|---------------|---|---|---|---|---|---|---|---|---|---|---|---|------|-----|
|               |   |   |   |   |   |   |   |   |   |   |   |   | 1    | 1   |
| HOPWA         | 22 Unprogrammed Funds                         | 0   | 0 | 0 | 0 | 0 | 0 | 0 | 0 | 0 | 0 | 0 | 0    | 0   |
|               | 311 Facility based housing - development      | 0   | 0 | 0 | 0 | 0 | 0 | 0 | 0 | 0 | 0 | 0 | 0    | 0   |
| CDBG          | 31K Facility based housing - operations       | 0   | 0 | 0 | 0 | 0 | 0 | 0 | 0 | 0 | 0 | 0 | 0    | 0   |
|               | 31G Short term rent mortgage utility payments | 0   | 0 | 0 | 0 | 0 | 0 | 0 | 0 | 0 | 0 | 0 | 0    | 0   |
| HOME          | 31F Tenant based rental assistance            | 0   | 0 | 0 | 0 | 0 | 0 | 0 | 0 | 0 | 0 | 0 | 0    | 0   |
|               | 31E Supportive service                        | 0   | 0 | 0 | 0 | 0 | 0 | 0 | 0 | 0 | 0 | 0 | 0    | 0   |
| HOPWA         | 31I Housing information services              | 0   | 0 | 0 | 0 | 0 | 0 | 0 | 0 | 0 | 0 | 0 | 0    | 0   |
|               | 31H Resource identification                   | 0   | 0 | 0 | 0 | 0 | 0 | 0 | 0 | 0 | 0 | 0 | 0    | 0   |
| CDBG          | 31B Administration - grantee                  | 0   | 0 | 0 | 0 | 0 | 0 | 0 | 0 | 0 | 0 | 0 | 0    | 0   |
|               | 31D Administration - project sponsor          | 0   | 0 | 0 | 0 | 0 | 0 | 0 | 0 | 0 | 0 | 0 | 0    | 0   |
| HOME          | Acquisition of existing rental units          | 0   | 0 | 0 | 0 | 0 | 0 | 0 | 0 | 0 | 0 | 0 | 0    | 0   |
|               | Production of new rental units                | 0   | 0 | 0 | 0 | 0 | 0 | 0 | 0 | 0 | 0 | 0 | 0    | 0   |
| CDBG          | Rehabilitation of existing rental units       | 0   | 0 | 0 | 0 | 0 | 0 | 0 | 0 | 0 | 0 | 0 | 0    | 0   |
|               | Rental assistance                             | 0   | 0 | 0 | 0 | 0 | 0 | 0 | 0 | 0 | 0 | 0 | 0    | 0   |
| HOME          | Acquisition of existing owner units           | 0   | 0 | 0 | 0 | 0 | 0 | 0 | 0 | 0 | 0 | 0 | 0    | 0   |
|               | Production of new owner units                 | 0   | 0 | 0 | 0 | 0 | 0 | 0 | 0 | 0 | 0 | 0 | 0    | 0   |
| CDBG          | Rehabilitation of existing owner units        | 0   | 0 | 0 | 0 | 0 | 0 | 0 | 0 | 0 | 0 | 0 | 0    | 0   |
|               | Homeownership assistance                      | 0   | 0 | 0 | 0 | 0 | 0 | 0 | 0 | 0 | 0 | 0 | 0    | 0   |
| HOME          | Acquisition of existing rental units          | 0   | 0 | 0 | 0 | 0 | 0 | 0 | 0 | 0 | 0 | 0 | 0    | 0   |
|               | Production of new rental units                | 0   | 0 | 0 | 0 | 0 | 0 | 0 | 0 | 0 | 0 | 0 | 0    | 0   |
| CDBG          | Rehabilitation of existing rental units       | 0   | 0 | 0 | 0 | 0 | 0 | 0 | 0 | 0 | 0 | 0 | 0    | 0   |
|               | Rental assistance                             | 0   | 0 | 0 | 0 | 0 | 0 | 0 | 0 | 0 | 0 | 0 | 0    | 0   |
| HOME          | Acquisition of existing owner units           | 0   | 0 | 0 | 0 | 0 | 0 | 0 | 0 | 0 | 0 | 0 | 0    | 0   |
|               | Production of new owner units                 | 0   | 0 | 0 | 0 | 0 | 0 | 0 | 0 | 0 | 0 | 0 | 0    | 0   |
| CDBG          | Rehabilitation of existing owner units        | 0   | 0 | 0 | 0 | 0 | 0 | 0 | 0 | 0 | 0 | 0 | 0    | 0   |
|               | Homeownership assistance                      | 0   | 0 | 0 | 0 | 0 | 0 | 0 | 0 | 0 | 0 | 0 | 0    | 0   |
| <b>Totals</b> |   | 0   | 0 | 0 | 0 | 0 | 0 | 0 | 0 | 0 | 0 | 0 | 422  | 193 |

####

####

####

####

####

####

####

####

####

####

####

####

####

####

####

####

####

####

####

## Continuum of Care Homeless Population and Subpopulations Chart

| Part 1: Homeless Population                    | Sheltered  |              | Un-sheltered | Total      | Jurisdiction<br>Data Quality<br>(A) administrative records |
|--|------------|--------------|--------------|------------|--|
|  | Emergency  | Transitional |              |            |  |
|  |            |              |              |            |  |
| 1. Homeless Individuals                        | 138        | 60           | 91           | 289        |  |
| 2. Homeless Families with Children             | 15         | 0            | 0            | 15         |  |
| 2a. Persons in Homeless with Children Families | 18         | 0            | 0            | 18         |  |
| <b>Total (lines 1 + 2a)</b>                    | <b>156</b> | <b>60</b>    | <b>91</b>    | <b>307</b> |  |
| Part 2: Homeless Subpopulations                | Sheltered  |              | Un-sheltered | Total      | Data Quality<br>(A) administrative records                 |
|  |            |              |              |            |  |
| 1. Chronically Homeless                        | 0          |              | 0            | 0          |  |
| 2. Severely Mentally Ill                       | 0          |              | 0            | 0          |  |
| 3. Chronic Substance Abuse                     | 0          |              | 0            | 0          |  |
| 4. Veterans                                    | 0          |              | 0            | 0          |  |
| 5. Persons with HIV/AIDS                       | 0          |              | 0            | 0          |  |
| 6. Victims of Domestic Violence                | 124        |              | 0            | 124        |  |
| 7. Youth (Under 18 years of age)               | 171        |              | 0            | 171        |  |

| Part 3: Homeless Needs Table: Individuals | Needs    | Currently Available | Gap      | 5-Year Quantities |            |          |          |          |          |          |          |          |          | Total    | Priority H. M. L | Plan to Fund? Y N | Fund Source:<br>CDBG, HOME,<br>HOPWA, ESG or<br>Other |
|---|----------|---------------------|----------|-------------------|------------|----------|----------|----------|----------|----------|----------|----------|----------|----------|------------------|-------------------|---|
|   |          |                     |          | Year 1            |            | Year 2   |          | Year 3   |          | Year 4   |          | Year 5   |          |          |                  |                   |   |
|   |          |                     |          | Goal              | Complete   | Goal     | Complete | Goal     | Complete | Goal     | Complete | Goal     | Complete |          |                  |                   |   |
| Emergency Shelters                        | 0        | 0                   | 0        | 150               | 295        | 0        | 0        | 0        | 0        | 0        | 0        | 0        | 0        | 0        | 150              | 295               | 197%  |
| Transitional Housing                      | 0        | 0                   | 0        | 12                | 12         | 0        | 0        | 0        | 0        | 0        | 0        | 0        | 0        | 0        | 12               | 12                | 100%  |
| Permanent Supportive Housing              | 0        | 0                   | 0        | 12                | 12         | 0        | 0        | 0        | 0        | 0        | 0        | 0        | 0        | 0        | 12               | 12                | 100%  |
| <b>Total</b>                              | <b>0</b> | <b>0</b>            | <b>0</b> | <b>150</b>        | <b>295</b> | <b>0</b> | <b>0</b> | <b>0</b> | <b>0</b> | <b>0</b> | <b>0</b> | <b>0</b> | <b>0</b> | <b>0</b> | <b>150</b>       | <b>295</b>        | <b>197%</b>   |
| Chronically Homeless                      |          |                     |          |                   |            |          |          |          |          |          |          |          |          |          |                  |                   |   |



**Part 4: Homeless Needs  
Table: Families**

| Needs                        | Currently Available | Gap | 5-Year Quantities |          |        |          |        |          |        |          |        |          | Total | Priority H.M.L. | Plan to Fund? Y/N | Fund Source:<br>CDBG, HOME,<br>HOPWA, ESG or<br>Other |        |           |
|------------------------------|---------------------|-----|-------------------|----------|--------|----------|--------|----------|--------|----------|--------|----------|-------|-----------------|-------------------|---|--------|-----------|
|                              |                     |     | Year 1            |          | Year 2 |          | Year 3 |          | Year 4 |          | Year 5 |          |       |                 |                   |   | Actual | % of Goal |
|                              |                     |     | Goal              | Complete | Goal   | Complete | Goal   | Complete | Goal   | Complete | Goal   | Complete |       |                 |                   |   |        |           |
| Emergency Shelters           | 0                   | 0   | 0                 | 0        | 0      | 0        | 0      | 0        | 0      | 0        | 0      | 0        | 0     | 0               | #####             |   |        |           |
| Transitional Housing         | 0                   | 0   | 0                 | 0        | 0      | 0        | 0      | 0        | 0      | 0        | 0      | 0        | 0     | 0               | #####             |   |        |           |
| Permanent Supportive Housing | 0                   | 0   | 0                 | 0        | 0      | 0        | 0      | 0        | 0      | 0        | 0      | 0        | 0     | 0               | #####             |   |        |           |
| <b>Total</b>                 | 0                   | 0   | 0                 | 0        | 0      | 0        | 0      | 0        | 0      | 0        | 0      | 0        | 0     | 0               | #####             |   |        |           |

Completing Part 1: Homeless Population. This must be completed using statistically reliable, unduplicated counts or estimates of homeless persons in sheltered and unsheltered locations at a one-day point in time. The counts must be from: (A) administrative records, (N) enumerations, (S) statistically reliable samples, or (E) estimates. The quality of the data presented in each box must be identified as: (A), (N), (S) or (E).

Completing Part 2: Homeless Subpopulations. This must be completed using statistically reliable, unduplicated counts or estimates of homeless persons in sheltered and unsheltered locations at a one-day point in time. The numbers must be from: (A) administrative records, (N) enumerations, (S) statistically reliable samples, or (E) estimates. The quality of the data presented in each box must be identified as: (A), (N), (S) or (E).

Sheltered Homeless. Count adults, children and youth residing in shelters for the homeless. "Shelters" include all emergency shelters and transitional shelters for the homeless, including domestic violence shelters, residential programs for runaway/homeless youth, and any hotel/motel/apartment voucher arrangements paid by a public/private agency because the person or family is homeless. Do not count: (1) persons who are living doubled up in conventional housing; (2) formerly homeless persons who are residing in Section 8 SRO, Shelter Plus Care, SHP permanent housing or other permanent housing units; (3) children or youth, who because of their own or a parent's homelessness or abandonment, now reside temporarily and for a short anticipated duration in hospitals, residential treatment facilities, emergency foster care, detention facilities and the like; and (4) adults living in mental health facilities, chemical dependency facilities, or criminal justice facilities.

Unsheltered Homeless. Count adults, children and youth sleeping in places not meant for human habitation. Places not meant for human habitation include streets, parks, alleys, parking ramps, parts of the highway system, transportation depots and other parts of transportation systems (e.g. subway tunnels, railroad car), all-night commercial establishments (e.g. movie theaters, laundromats, restaurants), abandoned buildings, building roofs or stairwells, chicken coops and other farm outbuildings, caves, campgrounds, vehicles, and other similar places.

---

**APPENDIX**

---

---

**AFFIDAVITS OF PUBLICATION**

---

---

**CAPER FY 2006-2007**

**COLLIER COUNTY, FLORIDA**

## PUBLIC NOTICE



## PUBLIC NOTICE

EQUAL HOUSING  
OPPORTUNITY

**NOTICE OF AVAILABILITY FOR VIEWING  
FY 2006-2007 PERFORMANCE  
EVALUATION REPORT  
FOR THE COMMUNITY DEVELOPMENT  
BLOCK GRANT,  
HOME INVESTMENT PARTNERSHIPS  
PROGRAM  
And  
EMERGENCY SHELTER GRANT PROGRAM**

Collier County's Consolidated Annual Performance and Evaluation Report (CAPER) for the 2006-2007 Community Development Block Grant (CDBG) entitlement, HOME Investment Partnerships Program (HOME), and Emergency Shelter Grant (ESG) is available for viewing and public comment beginning August 17 through August 31, 2007.

The CAPER is comprised of statistical and financial statements, narratives and maps describing activities carried out during the 2006-2007 program year. Approximately \$2,388,000 in CDBG funds, \$732,000 in HOME funds and \$96,000 in ESG were available to carry out activities in 2006-2007. All CDBG, HOME and ESG funded activities were located within Collier County, including two cooperating cities.

**Public Comment Period**

Copies of the CAPER are available in most Collier County libraries as well as the Collier County Housing and Human Services Office, 3050 N. Horseshoe Drive, Suite 110 Naples, FL 34104. The public is invited to review the CAPER and submit written comments to the Collier County Housing and Human Services Office by 5:00 p.m. on August 31, 2007. The CAPER, including a summary of public comments received, will be sent to the U.S. Department of Housing and Urban Development prior to September 30, 2007. If any hearing/visually impaired, disabled or non-English speaking person require assistance to review the CAPER, please contact the Collier County Housing and Human Services Office at (239) 252-4663.

**Public Hearing**

The CAPER will be presented to the Board of County Commissioners at its regularly scheduled meeting on September 25, 2007. The BCC meeting will be held at 9:00 a.m. on the 3<sup>rd</sup> floor of the Harmon Turner Building at 3301 East Tamiami Trail.

If you require special aid or services as addressed in the Americans with Disabilities Act or require someone to translate or sign, please contact the Collier County Housing and Human Services Office at (239) 252-4663, no later than two (2) days prior to the Board meeting date.

No. 99005824

August 15, 2007

## PUBLIC NOTICE



## PUBLIC NOTICE



**NOTICIA DE LA DISPONIBILIDAD PARA LA  
REVISIÓN  
DEL REPORTE DE EVALUACIÓN DE DESEMPEÑO  
PARA EL AÑO FISCAL 2006-2007  
DEL PROGRAMA DE SUBSIDIOS GLOBALES PARA  
EL DESARROLLO COMUNITARIO (CDBG), DEL  
PROGRAMA DE ASOCIACIÓN PARA INVERSIONES  
EN VIVIENDA (HOME),  
Y  
DEL PROGRAMA DE SUBSIDIOS PARA REFUGIOS  
DE EMERGENCIA (ESG)**

El reporte Consolidado de Desempeño y Evaluación Anual (CAPER) para el Año 2006-2007 del programa de Subsidios Globales para el Desarrollo Comunitario (CDBG), del Programa de Asociación para Inversiones en Vivienda (HOME), y del Programa de Subsidios para Refugios de Emergencia (ESG) está disponible para revisión y comentario público a partir del 17 de Agosto hasta el 31 de Agosto del 2007.

El reporte CAPER consta con estados financieros y estadísticos, narrativos y mapas que describen las actividades que fueron llevadas a cabo durante el Programa del Año 2006-2007. Aproximadamente \$2,388,000 en fondos del programa CDBG, \$732,000 en fondos del programa de HOME y \$96,000 en fondos del programa de ESG fueron disponibles para llevar a cabo actividades en el año 2006-2007. Todas las actividades que fueron suministradas con fondos de los programas CDBG, HOME, y ESG estaban localizadas dentro del Condado Urbano, incluyendo dos ciudades cooperativas.

**Período de Comentario Público**

Copias del reporte CAPER están disponibles en la mayoría de las bibliotecas del Condado de Collier y también en la Oficina de Vivienda y Servicios Humanos del Condado de Collier (Housing and Human Services Office), 3050 N. Horseshoe Drive, oficina #110, Naples, Florida, 34104. Invitamos al público a revisar el reporte CAPER y a someter comentarios por escrito a la Oficina de Vivienda y Servicios Humanos del Condado de Collier durante el período de revisión que terminará el 31 de Agosto del 2007 a las 5:00 p.m. Se incluirá un resumen de los comentarios públicos recibidos con el reporte CAPER y será enviado al Departamento de Vivienda y Desarrollo Urbano de EE.UU. antes de Septiembre 30, 2007. Si alguna persona incapacitada con problemas audio/visual, o que no hable inglés requiere asistencia para revisar el reporte CAPER, por favor llámé a la oficina de Vivienda y Servicios Humanos del Condado de Collier al número (239) 252-4663.

**Audiencia Pública**

El reporte CAPER será presentado a los Comisionados del Condado (Board of County Commissioners) en su horario regular de junta el 25 de Septiembre del 2007. La junta de los Comisionados del Condado se llevará a cabo a las 9:00 a.m. en el tercer (3er) piso del edificio Harmon Turner que esta situado en el 3301 Este Tamiami Trail.

Si usted requiere ayuda o servicios especiales así como los que especifica el Acta de Americanos con Incapacidades (Americans with Disabilities Act), o requiere que alguien le traduzca en su idioma o lenguaje por señas, por favor póngase en contacto con la Oficina de Vivienda y Servicios Humanos del Condado de Collier llamando al número (239) 252-4663, no más tarde de dos (2) días antes de la fecha de la junta de los Comisionados del Condado.

No. 99005825

August 15, 2007



**NOTICE OF AVAILABILITY FOR VIEWING  
FY 2006-2007 PERFORMANCE EVALUATION REPORT  
FOR THE COMMUNITY DEVELOPMENT BLOCK GRANT,  
HOME INVESTMENT PARTNERSHIPS PROGRAM  
And  
EMERGENCY SHELTER GRANT PROGRAM**



Collier County's Consolidated Annual Performance and Evaluation Report (CAPER) for the 2006-2007 Community Development Block Grant (CDBG) entitlement, HOME Investment Partnerships Program (HOME), and Emergency Shelter Grant (ESG) is available for viewing and public comment beginning August 17 through August 31, 2007.

The CAPER is comprised of statistical and financial statements, narratives and maps describing activities carried out during the 2006-2007 program year. Approximately \$2,388,000 in CDBG funds, \$732,000 in HOME funds and \$96,000 in ESG were available to carry out activities in 2006-2007. All CDBG, HOME and ESG funded activities were located within Collier County, including two cooperating cities.

**Public Comment Period**

Copies of the CAPER are available in most Collier County libraries as well as the Collier County Housing and Human Services Office, 3050 N. Horseshoe Drive, Suite 110 Naples, FL 34104. The public is invited to review the CAPER and submit written comments to the Collier County Housing and Human Services Office by 5:00 p.m. on August 31, 2007. The CAPER, including a summary of public comments received, will be sent to the U.S. Department of Housing and Urban Development prior to September 30, 2007. If any hearing/visually impaired, disabled or non-English speaking person require assistance to review the CAPER, please contact the Collier County Housing and Human Services Office at (239) 252-4663.

**Public Hearing**

The CAPER will be presented to the Board of County Commissioners at its regularly scheduled meeting on September 25, 2007. The BCC meeting will be held at 9:00 a.m. on the 3rd floor of the Harmon Turner Building at 3301 East Tamiami Trail.

If you require special aid or services as addressed in the Americans with Disabilities Act or require someone to translate or sign, please contact the Collier County Housing and Human Services Office at (239) 252-4663, no later than two (2) days prior to the Board meeting date.



**NOTICIA DE LA DISPONIBILIDAD PARA LA REVISIÓN  
DEL REPORTE DE EVALUACION DE DESEMPEÑO PARA EL AÑO FISCAL 2006-2007  
DEL PROGRAMA DE SUBSIDIOS GLOBALES PARA EL DESARROLLO COMUNITARIO  
(CDBG), DEL PROGRAMA DE ASOCIACION PARA INVERSIONES EN VIVIENDA  
(HOME),  
Y  
DEL PROGRAMA DE SUBSIDIOS PARA REFUGIOS DE EMERGENCIA (ESG)**



El reporte Consolidado de Desempeño y Evaluación Anual (CAPER) para el Año 2006-2007 del programa de Subsidios Globales para el Desarrollo Comunitario (CDBG), del Programa de Asociación para Inversiones en Vivienda (HOME), y del Programa de Subsidios para Refugios de Emergencia (ESG), está disponible para revisión y comentario público a partir del 17 de Agosto hasta el 31 de Agosto del 2007.

El reporte CAPER consta con estados financieros y estadísticos, narrativos y mapas que describen las actividades que fueron llevadas a cabo durante el Programa del Año 2006-2007. Aproximadamente \$2,388,000 en fondos del programa CDBG, \$732,000 en fondos del programa de HOME y \$96,000 en fondos del programa de ESG fueron disponibles para llevar a cabo actividades en el año 2006-2007. Todas las actividades que fueron suministradas con fondos de los programas CDBG, HOME, y ESG estaban localizadas dentro del Condado Urbano, incluyendo dos ciudades cooperativas.

**Período de Comentario Público**

Copias del reporte CAPER están disponibles en la mayoría de las bibliotecas del Condado de Collier y también en la Oficina de Vivienda y Servicios Humanos del Condado de Collier (Housing and Human Services Office), 3050 N. Horseshoe Drive, oficina #110, Naples, Florida, 34104. Invitamos al público a revisar el reporte CAPER y a someter comentarios por escrito a la Oficina de Vivienda y Servicios Humanos del Condado de Collier durante el período de revisión que terminará el 31 de Agosto del 2007 a las 5:00 p.m. Se incluirá un resumen de los comentarios públicos recibidos con el reporte CAPER y será enviado al Departamento de Vivienda y Desarrollo Urbano de EE.UU. antes de Septiembre 30, 2007. Si alguna persona incapacitada con problemas audio/visual, o que no hable inglés requiere asistencia para revisar el reporte CAPER, por favor llámé a la oficina de Vivienda y Servicios Humanos del Condado de Collier al número (239) 252-4663.

**Audiencia Pública**

El reporte CAPER será presentado a los Comisionados del Condado (Board of County Commissioners) en su horario regular de junta el 25 de Septiembre del 2007. La junta de los Comisionados del Condado se llevará a cabo a las 9:00 a.m. en el tercer (3er) piso del edificio Harmon Turner que está situado en el 3301 Este Tamiami Trail.

Si usted requiere ayuda o servicios especiales así como los que especifica el Acta de Americanos con Incapacidades (Americans with Disabilities Act), o requiere que alguien le traduzca en su idioma o lenguaje por señas, por favor póngase en contacto con la Oficina de Vivienda y Servicios Humanos del Condado de Collier llamando al número (239) 252-4663, no más tarde de dos (2) días antes de la fecha de la junta de los Comisionados del Condado.

---

**RESOLUTION**

---

---

**CAPER FY 2006-2007**

**COLLIER COUNTY, FLORIDA**

RESOLUTION NO. 2007 - 279

**A RESOLUTION BY THE BOARD OF COUNTY COMMISSIONERS OF COLLIER COUNTY, FLORIDA, APPROVING FISCAL YEAR 2006-2007 CONSOLIDATED ANNUAL PERFORMANCE AND APPRAISAL REPORT (CAPER) FOR THE COMMUNITY DEVELOPMENT BLOCK GRANT (CDBG), HOME INVESTMENT PARTNERSHIP (HOME) AND EMERGENCY SHELTER GRANT (ESG) PROGRAMS AS REQUIRED BY THE U.S. DEPARTMENT OF HOUSING AND URBAN DEVELOPMENT (HUD), AND AUTHORIZING THE CHAIRMAN OF THE BOARD OF COUNTY COMMISSIONERS TO CERTIFY THE CAPER FOR SUBMISSION TO HUD AND PROVIDING AN EFFECTIVE DATE**

WHEREAS, HUD requires all entitlement communities to prepare a Consolidated Annual Performance and Evaluation Report (CAPER) annually to determine whether the recipient of HUD funds is in compliance with federal statutes and has the capacity to implement and administer these programs; and

WHEREAS, the CAPER provides a comprehensive review of the progress being made toward meeting overall goals and objectives identified in the Five-Year Consolidated Plan and One-Year Action Plan; and

WHEREAS, the purpose of the CAPER is to demonstrate how federal funds are being expended within very low to moderate-income communities.

**NOW, THEREFORE BE IT RESOLVED BY THE BOARD OF COUNTY COMMISSIONERS OF COLLIER COUNTY, FLORIDA, THAT:**

1. Based upon representations from staff that the information contained in the CAPER is accurate and reflects the activities actually accomplished during the reporting period, the Board of County Commissioners of Collier County approves the Fiscal 2006-2007 Consolidated Annual Performance and Appraisal Report (CAPER) for the Community Development Block Grant (CDBG), HOME Investment Partnership (HOME) and Emergency Shelter Grant (ESG) programs.

2. The Chairman of the Board of County Commissioners is authorized to certify the CAPER for submission to HUD on behalf of the County.

3. This Resolution shall become effective upon adoption by a majority vote of the Board of County Commissioners.

This Resolution adopted this 25 of September 2007, after motion, second and

majority vote favoring same.

ATTEST:  
DWIGHT E. BROCK, CLERK

BOARD OF COUNTY COMMISSIONERS  
COLLIER COUNTY, FLORIDA

By: *Julia Polaski*  
Attest as to ~~Chairman's~~ Clerk  
signature only.

By: *James Coletta* 12/25/07  
JAMES COLETTA, CHAIRMAN

Approved as to form  
and legal sufficiency

*[Signature]*  
Jeffrey A. Klitzkow  
Managing Assistant County Attorney

State of FLORIDA  
County of COLLIER

I HEREBY CERTIFY THAT this is a true and  
correct copy of a document on file in  
Board Minutes and Records of Collier County  
WITNESS my hand and seal this  
26<sup>th</sup> day of Sept. 2007

DWIGHT E. BROCK, CLERK OF COURTS  
By *Julia Polaski* D.C. *[Signature]*