

**Collier County Government
Final Budget Public Hearing
FY 2025
Approved Resolutions**

Government Building F
3rd Floor Board Room
3299 Tamiami Tr., East
Naples, FL 34112

Amy Patterson
County Manager

Phone: 239-252-8973



**Presented by:
Corporate Financial
and Management Services
September 19, 2024
5:05 P.M.**

RESOLUTION NO. 2024- 170
A RESOLUTION AMENDING THE TENTATIVE BUDGETS
FOR FY 2024-25

WHEREAS, Section 200.065, Florida Statutes, provides the procedure for fixing the millage rates; and

WHEREAS, Section 129.03, Florida Statutes, sets forth the procedure for preparation and adoption of the budget; and

WHEREAS, the Board of County Commissioners has received and examined the tentative budgets for each of the County's funds; and

WHEREAS, the Board of County Commissioners has prepared a statement summarizing all of the adopted tentative budgets which includes for each budget, the name of each taxing authority levying millage, the rolled-back rate, the percentage increase, the millage rate to be levied, the balances, the reserves and the total of each major classification of receipts and expenditures; and

WHEREAS, on July 9, 2024, the Board of County Commissioners adopted Resolution 2024-136 approving the County's proposed millage rates and setting the public hearings for adoption of the final millage rates; and

WHEREAS, pursuant to Section 200.065, Florida Statutes, an advertised public hearing was held on September 5, 2024, at 5:05 p.m. and Resolution No. 2024-158 was adopted by the Board of County Commissioners adopting the tentative millage rates and Resolution 2024-159 was adopted by the Board of County Commissioners adopting the tentative budgets for FY 2024-25; and

WHEREAS, a second advertised public hearing was held on September 19, 2024, at 5:05 p.m. to finalize the FY 2024-25 Budget and to adopt the millage rates in accordance with Sections 129.03 and 200.065, Florida Statutes.

NOW, THEREFORE, BE IT RESOLVED BY THE BOARD OF COUNTY COMMISSIONERS OF COLLIER COUNTY, FLORIDA, that:

The amendments as set forth in Exhibit "A" attached hereto and incorporated herein, and hereby adopted and amend the adopted Tentative Budgets for FY 24-25 pursuant to Sections 129.03 and 200.065, Florida Statutes.

This resolution adopted this 19th day of September, 2024, after motion, second and majority vote.

ATTEST:
CRYSTAL K. KINZEL, Clerk

By: [Signature]
Deputy Clerk


Approved as to form and legality:

[Signature]
Jeffrey A. Klatzkow, County Attorney

BOARD OF COUNTY COMMISSIONERS
COLLIER COUNTY, FLORIDA

By: [Signature]
Chris Hall, BCC Chairman

I, Crystal K. Kinzel, Clerk of Courts in and for Collier County, do hereby certify that the above instrument is a true and correct copy of the original filed in Collier County, Florida.
By: [Signature] Deputy Clerk
Date: 9/26/24



**SUMMARY OF CHANGES
TO THE FY 2025 TENTATIVE BUDGET**

<u>FUND TITLE/(NUMBER)</u>	<u>NET CHANGE TO</u>	<u>FUND TOTAL</u>	<u>EXPLANATION</u>
General Fund (0001) Major funding sources are Ad Valorem, Half Cent Sales Tax, and State Revenue Sharing	\$	10,000,000	On the revenue side, the FY 24 forecast loan to Disaster Recovery Fund (1813) decreased by \$10 million, increasing FY 25 carryforward by a like amount. On the expense side, the \$10 million loan to Disaster Recovery Fund (1813) was reappropriated for FY 25. Additionally, an increase in personal services of \$49,500, resulting from reorganization and reclassification of positions, was offset by a reduction in reserves of a similar amount.
Haldeman Creek MSTU Fund (1631) Major funding source is Ad Valorem	\$	0	On the revenue side, the reduction in the millage rate resulted in an ad valorem decrease of \$17,200, offset slightly by a reduction of \$900 to the 5% revenue reserve. Additionally, the FY 24 forecast was reduced by \$16,300 resulting in an increase to FY 25 carryforward by a like amount.
County-wide Capital (3001) Major funding source is transfers from General Fund (0001)	\$	15,000,000	On the revenue side, the FY 24 forecast loan to Disaster Recovery Fund (1813) was reduced by \$15 million, which increased the FY 25 carryforward by a like amount. On the expenditure side, the \$15 million loan was reappropriated in FY 25 to support ongoing recovery efforts.
Disaster Recovery Fund (1813) Major funding source is s transfer from the General Fund (0001) and FEMA Grants	\$	0	On the revenue side, forecast loans from the General Fund (0001) and County-wide Capital Fund (3001) were reduced by \$25 million, reducing carryforward by a like amount. These loans were reappropriated in FY 25 to support ongoing recovery efforts.
Total	<u>\$</u>	<u>25,000,000</u>	
Gross Tentative Budget	<u>\$</u>	<u>2,946,169,000</u>	
Gross Amended Tentative Budget	<u>\$</u>	<u>2,971,169,000</u>	

**BUDGET RESOLUTION
CHANGES TO THE FY 2025 TENTATIVE BUDGET
GENERAL FUND (0001)**

<u>Appropriation Unit</u>	<u>Tentative Budget</u>	<u>Changes Increase (Decrease)</u>	<u>Amended Tentative Budget</u>	<u>% Budget Change</u>
County Commissioners	1,625,300		1,625,300	0.0%
Other General Administrative	16,831,200		16,831,200	0.0%
County Attorney	3,526,600		3,526,600	0.0%
Sub-Total	21,983,100	-	21,983,100	0.0%
Corporate Business Operations	9,193,500	125,902	9,319,402	1.4%
Public Safety	5,073,400		5,073,400	0.0%
Growth Management	4,853,300	-	4,853,300	0.0%
Management Offices	28,348,200	97,569	28,445,769	0.3%
Public Services	46,646,900	(173,971)	46,472,929	-0.4%
Transportation Mgt Services	578,500		578,500	0.0%
Sub-Total County Manager	94,693,800	49,500	94,743,300	0.1%
Courts & Rel Agencies	1,293,100		1,293,100	0.0%
Trans to (1051)	2,401,700		2,401,700	0.0%
Sub-Total Courts	3,694,800	-	3,694,800	0.0%
Transfers				
Emergency FEMA (1813)	2,000,000		2,000,000	0.0%
Loan to Emergency Fema (1813)	-	10,000,000	10,000,000	N/A
Road & Bridge (1001)	27,675,800		27,675,800	0.0%
Stormwater Operations (1005)	3,567,200		3,567,200	0.0%
Affordable Housing (1075)	500,000		500,000	0.0%
Housing Grant Match (1836)	142,700		142,700	0.0%
Misc Grants (1077)	222,600		222,600	0.0%
Sea Turtle (1804)	143,500		143,500	0.0%
Grant Program Support (1806)	1,356,400		1,356,400	0.0%
Ochopee Fire District (1040)	905,400		905,400	0.0%
Ave Maria Innovation Zone (1030)	130,100		130,100	0.0%
Immokalee Redevelopment CRA (1025)	1,108,500		1,108,500	0.0%
Bayshore Redevelopment CRA (1020)	3,793,500		3,793,500	0.0%
Golden Gate City Eco Dev Zone (1032)	2,279,000		2,279,000	0.0%
I-75/Collier Blvd Innovation Zone (1031)	591,700		591,700	0.0%
Loan to I-75/Collier Blvd Innovation Zone (1031)	1,356,800		1,356,800	0.0%
800 MHz (1060)	1,323,700		1,323,700	0.0%
Museum (1107)	711,100		711,100	0.0%
Collier Area Transit (4030)	2,761,600		2,761,600	0.0%
Collier Area Transit Grant Match (4032)	623,200		623,200	0.0%
Transportation Disadvantage (4033)	2,380,400		2,380,400	0.0%
Transportation Disadvantage Grant Match (4035)	580,200		580,200	0.0%
Emergency Medical Services (4050)	30,421,000		30,421,000	0.0%
IT Capital (5006)	4,279,200		4,279,200	0.0%
General Gov'tal Motor Pool (5023)	430,000		430,000	0.0%
Legal Aid Society (1146)	138,900		138,900	0.0%
Contribution for C-ARP Grants	9,000,000		9,000,000	0.0%
Amateur Sports Complex Ops (1109)	2,979,500		2,979,500	0.0%
Sub-Total Transfers	101,402,000	10,000,000	111,402,000	9.9%
Reserves				
Reserve for Contingencies	16,020,100		16,020,100	0.0%
Reserve for Cash Flow	61,512,000		61,512,000	0.0%
Reserve for Future Capital	1,027,500	(49,500)	978,000	-4.8%
Reserve for Attrition	(947,300)		(947,300)	0.0%
Sub-Total Reserves	77,612,300	(49,500)	77,562,800	-0.1%
Transfers Debt/Capital				
Golden Gate Golf Course Bond (2013)	541,700		541,700	0.0%
Special Obligation Bond (2022)	7,227,700		7,227,700	0.0%
Co Wide Capital (3001)	34,863,400		34,863,400	0.0%
Parks Capital (3062)	3,150,000		3,150,000	0.0%
Transp CIP (3081)	9,660,000		9,660,000	0.0%
Museum Capital (3026)	162,700		162,700	0.0%
Stormwater Mgmt (3050)	2,940,000		2,940,000	0.0%
Sub-Total Debt/Capital	58,545,500	-	58,545,500	0.0%
Transfers/Constitutional Officers				
Clerk of Courts	15,194,800		15,194,800	0.0%
Clerk of Courts - BCC Paid	885,300		885,300	0.0%
Property Appraiser	9,648,200	-	9,648,200	0.0%
Property Appraiser -BCC Paid	270,100		270,100	0.0%
Sheriff	266,452,100		266,452,100	0.0%
Sheriff - BCC Paid	5,371,000		5,371,000	0.0%
Supervisor of Elections	6,175,900		6,175,900	0.0%
Supervisor of Elections - BCC Paid	176,300		176,300	0.0%
Tax Collector	25,753,600	-	25,753,600	0.0%
Tax Collector - BCC Paid	359,800		359,800	0.0%
Sub-Total/Trans Const	330,287,100	-	330,287,100	0.0%
Total Fund Appropriations	688,218,600	10,000,000	698,218,600	1.5%

**BUDGET RESOLUTION
CHANGES TO THE FY 2025 TENTATIVE BUDGET
GENERAL FUND (0001)**

Exhibit A

<u>Revenues</u>	Recommended Tentative Budget	Changes Increase (Decrease)	Tentative Budget	% Budget Change
Current Ad Valorem Taxes	458,379,200		458,379,200	0.0%
Delinquent Ad Valorem Taxes	50,000		50,000	0.0%
Fish And Wildlife Refuge Rev Sharing	140,000		140,000	0.0%
Federal Payment In Lieu Of Taxes	1,250,000		1,250,000	0.0%
State Revenue Sharing	16,438,800		16,438,800	0.0%
Insurance Agents County Licenses	75,000		75,000	0.0%
Alcoholic Beverage Licenses	200,000		200,000	0.0%
Local Government Half Cent Sales Tax	63,275,000		63,275,000	0.0%
Oil/Gas Severance Tax	70,000		70,000	0.0%
Enterprise Fund PILT	12,084,300		12,084,300	0.0%
Interest Tax Collector	60,000		60,000	0.0%
Rent Golden Gate Pub Safety Complex	16,800		16,800	0.0%
Indirect Cost Reimbursement	9,096,600		9,096,600	0.0%
Sub-Total	561,135,700	-	561,135,700	0.0%
Department Revenues	10,397,300		10,397,300	0.0%
Sub-Total General Revenues	571,533,000	-	571,533,000	0.0%
Impact Fee Deferral Program (0002)	20,000		20,000	0.0%
Airport Loan Repayment (4090)	250,000		250,000	0.0%
Board Interest	653,200		653,200	0.0%
Clerk of Circuit Court	100,000		100,000	0.0%
Tax Collector	7,000,000		7,000,000	0.0%
Property Appraiser	500,000		500,000	0.0%
Carryforward	136,698,800	10,000,000	146,698,800	7.3%
Less 5% Required by Law	-28,536,400		(28,536,400)	0.0%
Total Other Sources	116,685,600	10,000,000	126,685,600	8.6%
Total Fund Revenues	688,218,600	10,000,000	698,218,600	8.6%

On the revenue side, the FY 24 forecast loan to Disaster Recovery Fund (1813) decreased by \$10 million, increasing FY 25 carryforward by a like amount. On the expense side, the \$10 million loan to Disaster Recovery Fund (1813) was reappropriated for FY 25. Additionally, an increase in personal services of \$49,500, resulting from reorganization and reclassification of positions, was offset by a reduction in reserves of a similar amount.

**BUDGET RESOLUTION
CHANGES TO THE FY 2025 TENTATIVE BUDGET
HALDEMAN CREEK MSTU (1631)**

<u>Appropriation Unit</u>	Tentative <u>Budget</u>	Changes Increase (Decrease)	Amended Tentative <u>Budget</u>	% Budget <u>Change</u>
Operating Expenses	30,400	-	30,400	0.0%
Indirect Cost Reimbursement	400	-	400	0.0%
Trans to Property Appraiser	1,700	-	1,700	0.0%
Trans to Tax Collector	6,900	-	6,900	0.0%
Reserve for Contingencies	800	-	800	0.0%
Reserve for Capital	1,513,700	-	1,513,700	0.0%
Total Appropriation	1,553,900	-	1,553,900	0.0%
<u>Revenues</u>				
Ad Valorem Taxes	329,400	(17,200)	312,200	-5.2%
Interest/Misc.	3,400	-	3,400	0.0%
Carryforward	1,237,800	16,300	1,254,100	1.3%
Less 5% Required by Law	(16,700)	900	(15,800)	-5.4%
Total Revenues	1,553,900	-	1,553,900	0.0%

A reduction in the millage rate resulted in a decrease of ad Valorem taxes totaling \$17,200, carryforward and the required 5% revenue reserve was increased by \$16,300 and \$900, respectively.

**BUDGET RESOLUTION
CHANGES TO THE FY 2025 TENTATIVE BUDGET
COUNTY-WIDE CAPITAL PROJECTS FUND (3001)**

<u>Appropriation Unit</u>	<u>Tentative Budget</u>	<u>Changes Increase (Decrease)</u>	<u>Amended Tentative Budget</u>	<u>% Budget Change</u>
Operating Expenses	36,796,200	-	36,796,200	0.0%
Capital Outlay	11,650,000	-	11,650,000	0.0%
Grants and Aid	3,000,000	-	3,000,000	0.0%
Adv/Repay to 1813 FEMA Events	-	15,000,000	15,000,000	N/A
Adv/Repay to 3034 Govt Impact Fees	1,700,700	-	1,700,700	0.0%
Reserve for Future Capital Replacements	7,617,100	-	7,617,100	0.0%
Total Appropriation	60,764,000	15,000,000	75,764,000	24.7%
<u>Revenues</u>				
Interest/Misc	130,000	-	130,000	0.0%
Trans from 0001 General Fund	34,863,400	-	34,863,400	0.0%
Adv/Repay from 3030 EMS Impact Fees	133,900	-	133,900	0.0%
Adv/Repay from 3031 Library Impact Fees	472,500	-	472,500	0.0%
Adv/Repay from 3032 Correct Impact Fees	400,000	-	400,000	0.0%
Carryforward	24,770,700	15,000,000	39,770,700	60.6%
Less 5% Required By Law	(6,500)	-	(6,500)	0.0%
Total Revenues	60,764,000	15,000,000	75,764,000	24.7%

On the revenue side, the FY 24 forecast loan to Disaster Recovery Fund (1813) was reduced by \$15 million, which increased the FY 25 carryforward by a like amount. On the expenditure side, the \$15 million loan was reappropriated in FY 25 to support ongoing recovery efforts.

**BUDGET RESOLUTION
CHANGES TO THE FY 2025 TENTATIVE BUDGET
DISASTER RECOVERY FUND (1813)**

<u>Appropriation Unit</u>	Tentative <u>Budget</u>	Changes Increase <u>(Decrease)</u>	Amended Tentative <u>Budget</u>	% Budget <u>Change</u>
Operating Expenses	7,542,300	-	7,542,300	0.0%
Reserve for Catastrophic Event	9,364,700	-	9,364,700	0.0%
Total Appropriation	16,907,000	-	16,907,000	0.0%
<u>Revenues</u>				
Trans from 0001 General Fund	2,000,000	-	2,000,000	0.0%
Trans from 0003 Emergency Relief	542,300	-	542,300	0.0%
Adv/Repay from 0001 General Fund	-	10,000,000	10,000,000	N/A
Adv/Repay from 3001 County Wide Capital	-	15,000,000	15,000,000	N/A
Adv/Repay from 4071 Landfill Close	7,000,000	-	7,000,000	0.0%
Carryforward	7,364,700	(25,000,000)	(17,635,300)	-339.5%
Total Revenues	16,907,000	-	16,907,000	0.0%

On the revenue side, forecast loans from the General Fund (0001) and County-wide Capital Fund (3001) were reduced by \$25 million, reducing carryforward by a like amount. These loans were reappropriated in FY 25 to support ongoing recovery efforts.

RESOLUTION NO. 2024- 171
A RESOLUTION ADOPTING THE MILLAGE RATES
TO BE LEVIED FOR FY 2024-25

WHEREAS, Section 200.065, Florida Statutes, provides the procedure for fixing the millage rates; and

WHEREAS, Section 129.03, Florida Statutes, sets forth the procedure for preparation and adoption of the budget; and

WHEREAS, the Board of County Commissioners has received and examined the tentative budgets for each of the County's funds; and

WHEREAS, the Board of County Commissioners has prepared a statement summarizing all of the adopted tentative budgets which includes for each budget, the name of each taxing authority levying millage, the rolled-back rate, the percentage increase, the millage rate to be levied, the balances, the reserves and the total of each major classification of receipts and expenditures; and

WHEREAS, on July 09, 2024, the Board of County Commissioners adopted Resolution 2024-136 approving the County's proposed millage rates and setting the public hearings for adoption of the final millage rates; and

WHEREAS, pursuant to Section 200.065, Florida Statutes, an advertised public hearing was held on September 5, 2024, at 5:05 p.m. and Resolution No. 2024-158 was adopted by the Board of County Commissioners adopting the tentative millage rates and Resolution 2024-159 was adopted by the Board of County Commissioners adopting the tentative budgets for FY 2024-25; and

WHEREAS, PURSUANT TO Section 200.065, Florida Statutes, a second advertised public hearing was held on September 19, 2024, at 5:05 p.m. to finalize the FY 2024-25 Budget and to adopt the millage rates in accordance with Sections 129.03 and 200.065, Florida Statutes.

NOW, THEREFORE, BE IT RESOLVED BY THE BOARD OF COUNTY COMMISSIONERS OF COLLIER COUNTY, FLORIDA, that:

The aggregate millage rate is \$3.7672 per \$1,000 of taxable value which is less than the aggregate rolled back millage rate of \$3.7702 per \$1,000 of taxable value by .08 percent.

The millage rates as set forth in Exhibit "A", attached hereto and incorporated herein, are hereby adopted as millage rates for FY 2024-25 pursuant to Sections 129.03 and 200.065, Florida Statutes.

This resolution adopted this 19th day of September 2024, after motion, second and majority vote.


ATTEST
CRYSTAL K. KINZEL, Clerk


By: 
Deputy Clerk Attest as to Chairman's
signature only.

BOARD OF COUNTY COMMISSIONERS
COLLIER COUNTY, FLORIDA

By: 
Chis Hall, BCC Chairman

Approved as to form and legality:


Jeffrey A. Klatzkow, County Attorney

I, Crystal K. Kinzel, Clerk of the Board of County Commissioners and for Collier County do hereby certify that the above instrument is a true and correct copy of the original filed in Collier County, Florida
By:  Deputy Clerk
Date: _____



Collier County, Florida Property Tax Rates FY 2025 Proposed					
Fund Title	Fund No.	Prior Year Millage Rate	Rolled Back Millage Rate	Proposed Millage Rate	% Change From Rolled Back
County Wide					
General Fund	0001	3.2043	3.0107	3.0107	0.00%
Water Pollution Control	1017	0.0263	0.0246	0.0246	0.00%
Conservation Collier	1061	0.2242	0.2096	0.2096	0.00%
Subtotal County Wide		3.4548	3.2449	3.2449	0.00%
Dependent Districts and MSTU's					
Unincorporated Area General Fund	1011	0.7280	0.6844	0.6844	0.00%
Golden Gate Community Center	1605	0.1862	0.1756	0.1862	6.04%
Victoria Park Drainage	1608	0.3814	0.3567	0.3814	6.92%
Naples Park Drainage	1613	0.0041	0.0038	0.0041	7.89%
Vanderbilt Beach MSTU	1617	0.5000	0.4650	0.4650	0.00%
Ochopee Fire Control	1040	4.0000	3.7079	4.0000	7.88%
Goodland/Horr's Island Fire MSTU	1041	1.2760	1.1955	1.2760	6.73%
Sabal Palm Road MSTU	1619	0.0000	0.0000	0.0000	n/a
Lely Golf Estates Beautification	1620	2.0000	1.8994	2.0000	5.30%
Golden Gate Parkway Beautification	1621	0.5000	0.4644	0.5000	7.67%
Hawksridge Stormwater Pumping MSTU	1622	0.0318	0.0298	0.0318	6.71%
Radio Road Beautification	1625	0.0000	0.0000	0.1000	n/a
Forest Lakes Roadway & Drainage MSTU	1626	4.0000	3.7201	4.0000	7.52%
Immokalee Beautification MSTU	1629	1.0000	0.9521	1.0000	5.03%
Bayshore Avalon Beautification	1630	2.1104	1.8030	2.1104	17.05%
Haldeman Creek Dredging	1631	1.0000	0.8154	0.9480	16.26%
Rock Road	1632	0.2847	0.7224	0.7224	0.00%
Vanderbilt Waterways MSTU	1635	0.3000	0.2798	0.3000	7.22%
Forest Lakes Debt Service	2014	0.0000	0.0000	0.0000	n/a
Blue Sage MSTU	3080	3.0000	2.8690	3.0000	4.57%
Collier County Lighting	1601	0.1025	0.0960	0.1025	6.77%
42nd Ave SE MSTU	1637	1.0000	0.9858	1.0000	1.44%
Palm River Sidewalk MSTU	1638	0.5000	0.4777	0.5000	4.67%
Private Road Emerg Repair MSTU	1639	0.0000	0.0000	0.0000	n/a
Pelican Bay MSTBU	1008	0.0857	0.0792	0.0857	8.21%
Aggregate Millage Rate		4.0000	3.7702	3.7672	-0.08%

Collier County, Florida Property Tax Dollars FY 2025 Proposed					
Fund Title	Fund No.	Prior Year Tax Dollars	Current Year Rolled Back Tax Dollars	Proposed Tax Dollars	% Change From Rolled Back
County Wide					
General Fund	0001	442,161,521	458,379,156	458,379,156	0.00%
Water Pollution Control	1017	3,629,138	3,745,351	3,745,351	0.00%
Conservation Collier	1061	30,937,369	31,911,606	31,911,606	0.00%
Subtotal County Wide		476,728,028	494,036,113	494,036,113	0.00%
Dependent Districts and MSTU's					
Unincorporated Area General Fund	1011	63,572,083	66,045,761	66,045,761	0.00%
Golden Gate Community Center	1605	664,694	680,164	721,222	6.04%
Victoria Park Drainage	1608	22,224	22,253	23,794	6.92%
Naples Park Drainage	1613	10,119	10,292	11,105	7.90%
Vanderbilt Beach MSTU	1617	1,727,743	1,786,285	1,786,285	0.00%
Ochopee Fire Control	1040	1,769,940	1,799,962	1,941,759	7.88%
Goodland/Horr's Island Fire MSTU	1041	171,049	173,585	185,274	6.73%
Sabal Palm Road MSTU	1619	0	0	0	n/a
Lely Golf Estates Beautification	1620	407,581	408,075	429,689	5.30%
Golden Gate Parkway Beautification	1621	676,205	684,236	736,688	7.67%
Hawksridge Stormwater Pumping MSTU	1622	3,269	3,271	3,491	6.73%
Radio Road Beautification	1625	0	0	197,594	n/a
Forest Lakes Roadway & Drainage MSTU	1626	1,175,897	1,177,228	1,265,802	7.52%
Immokalee Beautification MSTU	1629	564,710	599,257	629,405	5.03%
Bayshore Avalon Beautification	1630	1,751,308	2,113,318	2,473,625	17.05%
Haldeman Creek Dredging	1631	201,165	268,565	312,239	16.26%
Rock Road	1632	24,352	25,075	25,075	0.00%
Vanderbilt Waterway's MSTU	1635	491,855	515,119	552,308	7.22%
Forest Lakes Debt Service	2014	0	0	0	n/a
Blue Sage MSTU	3080	17,123	17,345	18,137	4.57%
Collier County Lighting	1601	908,421	924,916	987,540	6.77%
42nd Ave SE MSTU	1637	3,031	3,048	3,092	1.44%
Palm River Sidewalk MSTU	1638	272,447	280,089	293,164	4.67%
Private Rd Emerg Repair MSTU	1639	0	0	0	n/a
Pelican Bay MSTBU	1008	793,789	812,685	879,382	8.21%
Total Taxes Levied		551,957,033	572,386,642	573,558,544	
Aggregate Taxes		551,957,033	572,386,642	573,558,544	

RESOLUTION NO. 2024- 172

A RESOLUTION ADOPTING THE FY 2024-25 FINAL BUDGET

WHEREAS, the Board of County Commissioners of Collier County, Florida, has held an advertised public hearing on September 19, 2024 to finalize the FY 2024-25 Budget and Adopt the millage rates in accordance with Sections 129.03 and 200.065, Florida Statutes.

WHEREAS, by approval of this budget and any subsequent Board-approved modifications, the Board hereby authorizes the use of these budgeted funds to execute Board policy and conduct County business, and declares that any purchases and expenditures in furtherance of the same serve a public purpose.

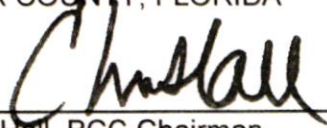
NOW, THEREFORE, BE IT RESOLVED BY THE BOARD OF COUNTY COMMISSIONERS OF COLLIER COUNTY, FLORIDA, that the attached list of Budgets by Fund is hereby adopted for FY 2024-25.

This Resolution adopted this 19th day of September, 2024 after motion, second and majority vote.

ATTEST:
CRYSTAL K. KINZEL, Clerk


By: 
Deputy Clerk Attest as to Chairman's signature only


BOARD OF COUNTY COMMISSIONERS
COLLIER COUNTY, FLORIDA

By: 
Chris Hall, BCC Chairman

Approved as to form and legality:


Jeffrey A. Klatzkow, County Attorney

I, Crystal K. Kinzel, Clerk of the Board of County Commissioners for Collier County do hereby certify that the foregoing instrument is a true and correct copy of the original filed in Collier County, Florida
By:  Deputy Clerk
Date: 9/20/24



Collier County Government
Fiscal Year 2025 Amended Tentative Budget

Budget by Fund Summary

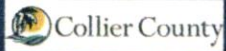
Fund Name	Fund No	FY 2024 Adopted	FY 2025 Amended Tentative	FY 2025 Change
General Fund	0001	687,385,600	698,218,600	1.58%
Affordable Housing Impact Fee Deferral Program	0002	-	20,000	100.00%
Emergency Relief Fund	0003	505,000	542,300	7.39%
Economic Development	0004	463,600	216,000	-53.41%
Clerk of Courts	0011	18,158,200	18,740,900	3.21%
Sheriff	0040	250,246,100	266,452,100	6.48%
Property Appraiser	0060	10,968,400	11,835,000	7.90%
Tax Collector	0070	34,045,300	35,796,500	5.14%
Supervisor of Elections	0080	5,967,100	5,331,500	-10.65%
Subtotal General Fund Group		1,007,739,300	1,037,152,900	2.92%
Road and Bridge	1001	30,597,200	32,041,000	4.72%
Stormwater Operations	1005	9,903,800	11,884,300	20.00%
Pelican Bay Beautification MSTBU	1007	6,946,200	7,012,500	0.95%
Pelican Bay Light	1008	964,900	1,000,200	3.66%
Unincorp General Fund	1011	83,740,800	84,818,700	1.29%
Landscaping Projects	1012	5,139,600	278,200	-94.59%
Community Development	1013	35,149,500	33,981,100	-3.32%
Planning Services	1014	26,750,600	31,678,400	18.42%
Impact Fee Administration	1015	2,333,600	2,443,400	4.71%
Water Pollution Control	1017	6,498,700	6,712,900	3.30%
Bayshore/Gateway Tri	1020	3,835,700	4,891,700	27.53%
Bayshore CRA Project Fund	1021	2,670,900	3,999,100	49.73%
Immokalee Redevelop	1025	1,318,000	1,460,100	10.78%
Immokalee CRA Capital	1026	548,900	644,100	17.34%
Ave Maria Innovation Zone	1030	906,900	1,089,900	20.18%
I-75 & Collier Blvd Innovation Zone	1031	7,537,300	6,630,900	-12.03%
Golden Gate City Economic Development Zone	1032	9,143,500	12,277,800	34.28%
Ochopee Fire Control District	1040	5,070,300	5,631,100	11.06%
Goodland/Horr's Island Fire District	1041	177,200	200,900	13.37%
Court Innovations	1050	192,000	253,400	31.98%
Court Administration	1051	3,315,100	3,538,500	6.74%
Court IT Fee	1054	2,079,700	1,744,600	-16.11%



Collier County Government
Fiscal Year 2025 Amended Tentative Budget

Budget by Fund Summary

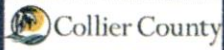
Fund Name	Fund No	FY 2024 Adopted	FY 2025 Amended Tentative	FY 2025 Change
University Extension	1055	22,800	56,500	147.81%
Court Maintenance	1056	4,040,800	4,280,400	5.93%
GAC Trust Land Sales	1057	1,710,500	2,450,100	43.24%
Utility Fee Trust	1059	1,380,700	1,120,300	-18.86%
800 MHz IRCP	1060	2,378,500	2,847,900	19.74%
Conservation Collier - Land Acqu	1061	51,989,700	50,251,300	-3.34%
Conservation Collier Maintenance	1062	50,154,100	47,857,000	-4.58%
Conservation Collier Projects	1063	691,100	1,098,600	58.96%
Combined 911 System	1067	3,445,700	3,648,100	5.87%
Sheriff Confiscated	1068	526,800	528,800	0.38%
Juvenile Cyber Safety	1069	2,700	2,900	7.41%
Crime Prevention	1070	739,600	723,700	-2.15%
Law Enforce Trust	1071	388,700	366,600	-5.69%
Domestic Violence	1072	499,100	507,300	1.64%
Affordable Housing	1075	1,007,400	1,671,800	65.95%
Housing Density Bonus	1076	-	44,200	100.00%
Affordable Housing	1077	954,200	1,116,400	17.00%
TDC Beach Park Facilities	1100	4,469,200	6,597,400	47.62%
Tourism Promotion	1101	25,690,100	34,134,100	32.87%
TDC Beach Renourishment and Inlet Project Mgt	1102	1,107,600	1,226,400	10.73%
TDC Museum (Non-County) Grants	1103	1,954,000	2,376,000	21.60%
TDC Office Management and Operations	1104	2,124,900	2,188,500	2.99%
TDC Beach Renourishment & Inlet Management	1105	56,823,600	68,218,000	20.05%
TDC Promotion Reserve	1106	2,069,300	2,637,000	27.43%
County Museums	1107	2,820,700	2,903,200	2.92%
Tourism Capital Projects Fund	1108	6,789,900	7,696,900	13.36%
Sports & Special Events Complex	1109	7,577,200	10,458,000	38.02%
Local Provider Participation	1130	2,215,400	113,800	-94.86%
Teen Court	1132	79,500	83,900	5.53%
Dori Slosberg Driver Education Safety Act Grant	1133	322,300	275,600	-14.49%
Domestic Animal Services Donations	1135	262,800	173,800	-33.87%
Misc Florida Statute	1136	42,900	43,900	2.33%
Euclid and Lakeland Assessment	1137	98,300	102,100	3.87%



Collier County Government
Fiscal Year 2025 Amended Tentative Budget

Budget by Fund Summary

Fund Name	Fund No	FY 2024 Adopted	FY 2025	
			Amended Tentative	FY 2025 Change
Parks & Recreation Donations	1138	111,000	118,900	7.12%
Animal Control Neuter	1139	162,600	150,100	-7.69%
Library Trust Fund	1140	219,000	285,400	30.32%
Co Drug Abuse Trust	1141	4,600	4,800	4.35%
Freedom Memorial	1143	26,000	41,500	59.62%
Law Library	1145	111,600	123,000	10.22%
Legal Aid Society	1146	193,000	193,000	0.00%
DAS Medical Treatment Donations	1149	-	13,800	100.00%
Collier County Light	1601	1,740,100	1,931,100	10.98%
Golden Gate Community Center	1605	2,628,400	2,937,000	11.74%
Victoria Park Drainage MSTU	1608	32,100	47,900	49.22%
Naples Production Park (Capital) MSTBU	1612	-	4,200	100.00%
Naples Park Drainage MSTBU	1613	161,700	175,100	8.29%
Naples Production Park MSTBU	1615	1,042,200	710,600	-31.82%
Pine Ridge Industrial Park MSTBU	1616	2,095,500	2,118,000	1.07%
Vanderbilt Beach MSTU	1617	6,475,200	6,775,500	4.64%
Sabal Palm Road Extension MSTBU	1619	46,900	16,000	-65.88%
Lely Golf Est Beautification MSTU	1620	816,700	792,600	-2.95%
Golden Gate Beautification MSTU	1621	2,355,200	2,738,100	16.26%
Hawksridge Stormwater MSTU	1622	80,200	97,400	21.45%
Radio Road Beautification	1625	176,200	234,100	32.86%
Forest Lakes Roadway & Drainage MSTU	1626	2,854,900	3,772,900	32.16%
Bayshore/Avalon Beautification	1627	2,294,300	2,684,600	17.01%
Immokalee Beautification	1629	1,582,500	2,143,900	35.48%
Bayshore Beautification MSTU	1630	2,388,000	3,539,700	48.23%
Haldeman Creek MSTU	1631	1,245,100	1,553,900	24.80%
Rock Road MSTU	1632	127,200	126,600	-0.47%
Vanderbilt Waterways MSTU	1635	1,334,500	1,858,700	39.28%
42nd Ave SE MSTU	1637	2,800	79,200	2728.57%
Palm River MSTU	1638	258,800	374,800	44.82%
Natural Resources	1802	-	7,100	100.00%
Sea Turtle Monitoring	1804	630,700	854,100	35.42%
Grant Program Support	1806	1,079,000	1,607,900	49.02%



Collier County Government
Fiscal Year 2025 Amended Tentative Budget

Budget by Fund Summary

Fund Name	Fund No	FY 2024 Adopted	FY 2025 Amended Tentative	FY 2025 Change
MPO Grants	1809	15,400	11,700	-24.03%
Library Donation - Project Fund	1810	163,800	522,600	219.05%
Justice Federal Equitable Sharing	1811	199,600	204,400	2.40%
Treasury Federal Equitable Sharing	1812	709,700	714,000	0.61%
Disaster Recovery Fund	1813	2,000,000	16,907,000	745.35%
Housing Grant Match	1836	125,000	142,700	14.16%
Human Services Grant	1837	330,000	330,000	0.00%
Deepwater Horizon Oil Spill Settlement	1847	2,206,400	2,310,800	4.73%
Subtotal Special Revenue Fund Group		517,226,400	571,268,000	10.45%
Gas Tax Revenue Ref Bonds 2012 and 2014	2005	14,878,800	14,830,100	-0.33%
Taxable Special Obligation Revenue Note, Series 2019	2013	2,938,400	2,862,600	-2.58%
TDT Revenue Bond, Series 2018	2017	6,235,100	6,262,600	0.44%
Special Obligation Bonds, Series 2010B, 2011, 2013,	2022	21,892,000	21,885,800	-0.03%
Commercial Loan	2023	655,000	1,158,700	76.90%
Subtotal Debt Service Funds		46,599,300	46,999,800	0.86%
County-Wide Cap Projects	3001	71,202,200	75,764,000	6.41%
Sports & Special Events Complex	3007	5,120,300	4,245,700	-17.08%
Infrastructure Sales Tax (1 Penny) Capital	3018	210,735,700	166,795,300	-20.85%
Growth Management Capital	3025	89,500	5,611,900	6170.28%
Museum Capital	3026	225,200	230,000	2.13%
EMS Impact Fees	3030	744,500	736,100	-1.13%
Library System Impact Fee	3031	1,155,000	1,128,100	-2.33%
Correctional Facilities Impact Fee	3032	3,182,600	3,536,100	11.11%
Law Enforce Impact	3033	4,845,800	5,150,400	6.29%
Govt Facility Imp Fe	3034	7,528,800	7,897,900	4.90%
Ochopee Fire Control Impact	3035	88,800	112,500	26.69%
Clam Bay Restoration	3040	203,700	203,700	0.00%
Pelican Bay Irr & Lndscp	3041	4,091,300	3,039,900	-25.70%
Stormwater Capital Proj	3050	13,248,500	11,223,200	-15.29%
Stormwater CIP Bond	3052	20,857,500	300	-100.00%
ATV Settlement	3060	3,021,100	3,123,900	3.40%
Boater Improvement	3061	172,400	944,800	448.03%



Collier County Government
Fiscal Year 2025 Amended Tentative Budget

Budget by Fund Summary

Fund Name	Fund No	FY 2024 Adopted	FY 2025	
			Amended Tentative	FY 2025 Change
Parks Ad Valorem Capital Projects	3062	7,194,100	7,630,700	6.07%
Park CIP Bond	3063	8,195,500	8,593,100	4.85%
Regional Park Impact Fee - Incorporated Areas	3070	1,614,400	1,596,500	-1.11%
Unin Comm & Reg Park Impact Fee	3071	17,829,700	16,319,100	-8.47%
Road Assessments - Rec	3080	443,300	452,200	2.01%
Transportation Capital	3081	39,283,600	25,400,500	-35.34%
Road Const - Gas Tax	3083	22,488,500	30,184,600	34.22%
Road Impact - District 1	3090	7,404,300	5,111,000	-30.97%
Road Impact - District 2	3091	7,550,300	5,076,100	-32.77%
Road Impact - District 3	3092	1,195,900	662,800	-44.58%
Road Impact - District 4	3093	19,631,100	4,510,700	-77.02%
Road Impact - District 6	3094	23,124,800	10,509,800	-54.55%
Road Impact - District 5	3095	8,567,900	8,689,300	1.42%
Subtotal Capital Projects Funds		511,036,300	414,480,200	-18.89%
Co Water/Sewer Op	4008	243,419,100	294,068,900	20.81%
Water/Sewer Motor Pool Capital & Spec Assessment	4009	7,356,400	7,189,800	-2.26%
Water/Sewer Debt	4010	54,033,000	53,614,500	-0.77%
County Water Impact Fees	4011	14,405,600	14,259,000	-1.02%
County Water User Fees Capital	4012	26,575,300	34,512,500	29.87%
County Sewer Impact Fees	4013	19,742,200	23,382,100	18.44%
County Sewer User Fees Capital	4014	39,129,000	62,980,900	60.96%
County Water Sewer Bond Proceeds	4015	446,900	398,000	-10.94%
PUD Special Assessment	4018	-	39,900	100.00%
County Water Sewer Bonds, Series 2021	4019	4,969,700	7,348,400	47.86%
County Water Sewer Bond Proceeds	4020	-	13,021,500	100.00%
CATT Transit Enhance	4030	4,860,100	4,116,100	-15.31%
Collier Area Transit (CAT) Grant Match	4032	654,700	623,200	-4.81%
Transportation Disadvantaged	4033	4,476,800	2,886,500	-35.52%
Transportation Disadvantaged Grant Match	4035	82,700	580,200	601.57%
EMS	4050	54,286,700	63,073,500	16.19%
EMS Motor Pool & Other Capital Fund	4051	6,427,700	4,284,800	-33.34%
EMS Grant Match	4054	484,700	624,700	28.88%



Collier County Government
Fiscal Year 2025 Amended Tentative Budget

Budget by Fund Summary

Fund Name	Fund No	FY 2024 Adopted	FY 2025 Amended Tentative	FY 2025 Change
EMS Capital Fund	4055	2,146,200	3,185,300	48.42%
Solid Waste Disposal	4070	42,583,000	50,509,100	18.61%
Solid Waste - Landfill Closure and Debris Mission	4071	1,828,200	7,380,500	303.70%
Solid Waste Motor Pool Capital Fund	4072	895,500	827,100	-7.64%
Mandatory Trash Collection	4073	44,026,300	49,633,900	12.74%
Solid Waste Capital	4074	7,115,500	9,126,000	28.26%
Co County Airport	4090	12,248,800	11,323,500	-7.55%
Airport Capital	4091	3,923,800	2,424,600	-38.21%
Subtotal Enterprise Funds		596,117,900	721,414,500	21.02%
Information Technology	5005	11,598,200	12,783,100	10.22%
Information Technology Capital	5006	7,999,800	9,998,400	24.98%
Property & Casualty	5016	20,290,100	25,840,000	27.35%
Group Health & Life	5017	86,643,600	88,488,800	2.13%
Workers Compensation	5018	6,035,500	6,142,000	1.76%
Fleet Management	5021	16,272,400	16,668,000	2.43%
Motor Pool Capital Fund	5023	15,352,400	13,631,600	-11.21%
Subtotal Internal Service Funds		164,192,000	173,551,900	5.70%
Pepper Ranch Conservation Bank	0673	4,201,900	4,398,800	4.69%
Caracara Prairie Preserve	0674	1,826,300	1,902,900	4.19%
Subtotal Permanent (Trust) Funds (0673,0674)		6,028,200	6,301,700	4.54%
Total Budget by Fund		2,848,939,400	2,971,169,000	4.29%
Less:				
Internal Service Charges		128,597,200	133,061,500	3.47%
Transfers		725,164,700	728,031,400	0.40%
Net County Budget		1,995,177,500	2,110,076,100	5.76%