



### **Board of County Commissioners**

Rick LoCastro, Chairman, District 1

Chris Hall, District 2

Burt L. Saunders, District 3

Dan Kowal, District 4

William L. McDaniel, Jr., District 5

### **Office of the County Manager**

Amy Patterson, County Manager

Dan Rodriguez, Deputy County Manager

Ed Finn, Deputy County Manager

### **Project Lead**

Kristi Sonntag, Director, Community and Human Services

Donald Luciano, Assistant Director, Community and Human Services

### **Support provided By**

Coastal Cloud

OVID Solutions

# Collier County, Florida

## 2023 Recovery Plan

GENERAL OVERVIEW.....	10
EXECUTIVE SUMMARY.....	10
USES OF FUNDS .....	20
PROMOTING EQUITABLE OUTCOMES .....	25
COMMUNITY ENGAGEMENT .....	37
LABOR PRACTICES.....	42
USE OF EVIDENCE.....	45
TABLE OF EXPENSES BY EXPENDITURE CATEGORY .....	51
PROJECT INVENTORY .....	55
PERFORMANCE REPORT .....	75
COLLIER KEY PERFORMANCE INDICATORS.....	75
SUMMARY AND NEXT STEPS.....	95

## Amendment Log: Collier County ARP Recovery Plan

The following table presents a record of amendments that occur intra-annually between submissions of the Collier County Recovery Plan Performance Report to Treasury. It includes a log of where sections are altered based on changes, and the level of approval provided.

Change No.	Date	Content	Approved By	Pages Affected
1	9/20/2021	Amendment Process and Log Created for Recovery Plan  <u>Budget Change:</u> N/A	Collier CHS Staff	P.2 Log Added P. 77 Amendment Process Outlined
2	9/28/2021	<u>Scope of Work Change:</u> New project under EC 1.1 COVID-19 Vaccination added – CC 1.7 Vaccination.  <u>Budget Change:</u> \$80,000 of funds re-allocated from CC 3.2 Public Health Safety Operations to CC 1.7 Vaccination	Collier County Board of County Commissioners – Item 11C	P.5 Graphic edited P.6 Project / EC count P.7 EC added P.13 EC added P.41 EC added / Project count P.45 Project / EC count P. 51 New Project Description added
3	10/20/2021	<u>Scope of Work Change:</u> Project CC 3.5 Altered to remove Mental Health and Substance Abuse (MHSA) System of Care Purchase. No budgetary changes.  <u>Budget Change:</u> N/A	County Manager	P.22 “substance abuse” removed P.58 Project Description changed P.74 Output and Outcome KPIs removed for EC 7.2
4	01/10/2022	<u>Evidence Base Change:</u> Project CC 1.1, additional description added.  <u>Evidence Base Change:</u> Project CC 1.6 Description edits  <u>Language Change:</u> Project CC1.6 description change.	County Manager	P.25 KPI description change  P.36 Description Language Change  P.37 Description Language Change; Evidence Base reference removed

		Dates changed from 2026 to 2024.	P.51 Project Overview, Goals & Evidence, and Timeline edits
		<u>KPI Change:</u> EC 1.10 Output KPI change.	P.70 Output KPI, removed “annually”
		<u>Budget Change:</u> N/A	P.72 KPI description change
		<u>Scope of Work / Project Change:</u>	
		New Project – CC 1.7 Public Health Infrastructure Added	p.0 Organizational staff changes p.7 Infographic edited p.8 Text description edits and graphic change
		New Project – CC 3.6 “Collier County Revenue Replacement” EC 6.1 Added	p.9 Project text edits p.10 Project text edits and adds p.11 Project expenditure category graphic change
		New Project – CC 4.4 “Collier County Affordable Housing” EC 3.10 Added	p.12 Housing, Economic and Education goal edits p.13 Goal removal and narrative adds
		CC 1.5 Project Description edits	pp.14-17 Category edits and text changes
		CC 1.12 Project Description edits	pp.20-24 Category edits, narrative, and map changes
		CC 2.2 Expenditure Category changed	pp.27-29 KPI edits on Equity Projects
		CC 4.1-4.6 Library, University, Museum Project Changes	p.29 Infrastructure KPIs removed p.35 Infrastructure project description removed
5	3/22/2022	CC 1.7 Removed	p.38 CC 1.1 budget adjusted
		CC 4.5 Removed	p.40 CC 2.2 Project added to evidence base
		CC 5.1 Removed	p.41 CC 4.4 Project Added and Evidence base provided.
		CC 5.2 Removed	pp.45-48 budget adjustments per project / allocation changes
		CC 5.3 Removed	p.49 Project description edits to CC 1.1
		<u>Project Edits</u>	p.52 Project description edits per FGCU (p.54) COVID-19 vaccination project description removed
		CC 1.1 Project Edits	p.49-67 Project adjustments to CC 1.1, 1.2, 1.3, 1.5, 1.6, 2.2, 3.4, 4.1, 4.2, 4.3
		CC 1.2 Project Edits	
		CC 1.3 Project Edits	
		CC 1.5 Project Edits	
		CC 1.6 Project Edits	
		CC 3.4 Project Edits	
		CC 3.6 Project Added	
		CC 4.1 Project Condensed and edited from CC 4.1-4.3	
		CC 4.2 Project Edits, EC Change to EC 2.1 from 3.13	
		CC 4.3 Project Edits (formerly CC 4.6)	
		CC 4.4 Project Added	

Collier County Board of County Commissioners 3/22/2022 – Item 16D7

---

KPI Change:

CC 1.5 KPI edits  
CC 1.12 KPI edits  
CC 3.2 KPI edits  
CC 3.2 KPI edits  
CC 3.4 KPI edits  
CC 2.1 KPI edits  
CC 2.2 KPI edits  
CC 3.6 KPIs added  
CC 4.1-4.3 KPI edits  
CC 4.4 KPIs added

Budget Change: \$15.8 Million

- New \$10 Million Project –  
CC 3.6 “Collier County  
Revenue Replacement”  
EC 6.1 Added  
- New \$4,586,137– CC  
4.4 “Collier County  
Affordable Housing”  
Added  
- New CC 1.7 “Collier  
Public Health  
Infrastructure” \$1,200,000  
added  
CC 1.1 (Reduced from  
\$7,500,000 to  
\$7,000,000)  
- CC 4.1 (Three library  
projects consolidated and  
reduced from \$7 M to \$2  
M)  
- CC 4.2 (Reduced from  
\$2.05 M to \$1.55 M)  
CC 1.7 (\$80,000)  
Removed  
CC 4.5 (\$335,066)  
Removed  
CC 5.1 (\$2,300,000)  
Removed  
CC 5.2 (\$3,871,000)  
Removed  
CC 5.3 (\$3,000,000)  
Removed

p.61 CC 3.6 Provision of  
Government Services  
project added  
P.55 CC 1.7 Collier Public  
Health Infrastructure  
Project added  
P.67 CC 4.4 Collier  
County Affordable  
Housing project added  
(pp.63-66) CC4.1-4.6  
Projects removed,  
consolidated, or edited  
(p.66) CC 4.5 Museum  
Tourism Marketing project  
removed  
(pp.68-70) CC5.1-5.3  
Infrastructure projects  
removed  
pp.68-73 EC 1.5, 1.7, 1.9,  
1.10, 1.12, 2.2, 2.5, 2.9,  
3.2, 3.10, 3.13 (Now 2.1),  
6.1 KPI additions and/or  
edits per FGCU and  
Project Subrecipients  
p.74 – Mandatory  
performance indicators  
edited to reflect CC 4.4,  
CC 4.1, and 4.3

6

7/12/2022

Scope of Work / Project Changes:

- All Expenditure Categories updated to fit Final Rule Guidance
- New Project CC 4.5 Created to house subrecipient from CC 1.3
- Appendix A: Evaluation Report Added

Project Edits:

- CC 1.3 Collier Comorbidity Care (differentiated project into two – CC 4.5 is new)
- CC 1.7 Collier Public Health Infrastructure
- CC 4.4 Collier Affordable Housing RLF edits
- CC 4.5 Collier Access to Care (new project to hold longstanding subrecipient project)

KPI Change:

- Table added for KPI metric reporting
- CC 3.4
- CC 1.7
- CC 3.1
- CC 3.2
- CC 1.3
- CC 1.6

Budget Edits:

- CC 1.1 reduced by \$95,532
- CC 1.6 increased by \$95,532
- CC 3.1 decreased by \$28,000
- CC4.4 increased by \$28,000

Collier County Board of County Commissioners July 12, 2022, Item 16D7

P.9 Plan Format Key Updated for New ECs  
PP.10-11 ECs updated to Final Rule  
P.12 Expenditure Pie Chart updated  
P.14 Challenges and Opportunities updated with yearly section  
PP.15-18 Uses of Funds employment data and ECs updated  
PP. 25-31 ECs updated and yearly “measuring equity” section added  
PP.32-36 Community Engagement Sections broken out by year and 2022 added  
PP.39-46 Evidence Base ECs updated, and evidence edited for EC 2.15  
PP.47-50 ECs updated in Expenses by Expenditure Category Section.  
PP.51-69 Project ECs updated; project description edits to CC 1.7, 3.4, and 4.4  
P.70 – New Project CC 4.5 Created  
PP.70-78 ECs updated for KPIs and KPI edits to CC 1.7, 3.4 and 4.4  
PP.79-86 New KPI reporting table added  
PP.89-90 Summary and Next Steps yearly breakouts added and 2022 content provided

---

Scope of Work / Project Changes:

- New Project CC 1.8  
Created to provide emergency rental assistance
- CC 3.4 Project Changes
- CC 4.3 Project oriented toward food assistance

Project Edits:

- CC 1.8 Affordable Housing: Emergency Rental Assistance
- CC 3.4 Public Health and Safety Operations and Response EC and project description change
- CC 4.3 Immokalee Pioneer Museum Garden EC and project description change

P.9 Graphic edited

P.11 Project expenditure category graphic change

P.13 Expenditure Pie Chart updated

PP.18-20 Uses of Funds ECs updated

PP.26-31 Outcomes updated

P.40-46 Evidence base updated for CC 4.3 and deleted CC 1.2

PP. 51-71 Project Inventory updated

P. 72-81 CC 1.2, 1.6, 3.4, 3.6, 4.3 KPIs edited

PP.82-89 KPI data adds and changes

KPI Change:

- CC 1.2
- CC 1.6
- CC 3.4
- CC 3.6
- CC 4.3

Budget Edits:

- CC 3.2 reduced by \$4,000,000
- CC 1.1 increased by \$2,000,000
- New Project CC 1.8 \$2,000,000 added
- CC 4.1 decreased by \$300,000
- CC4.4 increased by \$300,000

Performance Reporting

- KPI metrics updated

7 1/10/2023

Collier County  
Board of  
County  
Commissioners  
January 10,  
2023, Item  
16D2

8

7/25/2023

Scope of Work / Project

Changes:

- New Project CC 1.9 Created to provide mental health and substance abuse services
- CC 1.8 Affordable Housing–Collier County Emergency Rental Assistance edits to the project description
- CC 2.2 Small Business Recovery project description change
- CC 4.1 Collier County Library – Community Outreach, Literacy, and Education project description change
- CC 4.3 Collier County Museums – Immokalee Pioneer Museum project description change

KPI Change:

- CC 1.6
- CC 2.2
- CC 3.4
- CC 4.1
- CC 4.2
- CC 4.3
- CC 4.4

Budget Edits:

- CC 1.1 increased by \$29,500
- CC 1.6 decreased by \$29,500
- CC 1.7 increased by \$1,000,000
- CC 1.8 decreased by \$563,982

Collier County Board of County Commissioners July 25, 2023, Item 16D2

P.11 Graphic edited

P.12-14 Project expenditure category graphic change

P.15 Expenditure Pie Chart updated

PP.16-17 Progress To-Date updated

PP.17-18 Challenges and Opportunities updated

PP.19 Unemployment and Income Chart updated

PP.19-23 Uses of Funds ECs updated

PP.28-34 Outcomes updated

PP.36-40 Community Engagement updated

P.44-50 Evidence base updated for CC 2.2 and deleted CC 2.1

PP. 54-54 Table of Expenditures updated

PP. 55-75 Project Inventory updated

P. 76-84 Performance Report CC 1.6, CC 2.2, CC 3.4, CC 4.1, CC 4.2, CC 4.3, CC 4.4 KPIs edited

PP.85-92 KPI reporting table updated



- 
- New Project CC 1.9  
\$315,000 added
  - CC 2.1 decreased by  
\$1,000,000
  - CC 2.2 decreased by  
\$2,810,863
  - CC 3.2 decreased by  
\$1,000,000
  - CC3.3 increased by  
\$513,982
  - CC 4.1 decreased by  
\$880,000
  - CC4.4 increased by  
\$4,375,863
  - CC 4.5 increased by  
\$50,000

Performance Reporting

- KPI metrics updated

9

3/26/2024

Scope of Work / Project Changes:

- CC 1.7 Collier Public Health Infrastructure edits to the project description
- CC 1.8 Affordable Housing-Collier County Emergency Rental Assistance edits to the project description
- CC 4.1 Collier County Library – Community Outreach, Literacy, and Education project description change

P.12 Graphic edited

P.14-15 Project expenditure category graphic change

P.16 Expenditure Pie Chart updated

PP.18 Progress To-Date updated

PP. 21-22 Uses of Funds Funding Tables updated

P.44-51 Use of Evidence updated

PP. 52-55 Table of Expenditures updated

PP. 56-75 Project Inventory updated

P. 76-84 Performance Report updated

PP.85-92 KPI reporting table updated

KPI Update:

- CC 1.7
- CC 4.1

Collier County Board of County Commissioners March 26, 2024, Item     

Budget Edits:

- CC 1.5 increased by \$1,361,444.31
- CC 1.6 decreased by \$200,000.00
- CC 2.2 decreased by \$2,689,137.00
- CC 3.3 increased by \$100,000.00
- CC 4.1 decreased by \$344,304.00
- CC 4.2 decreased by \$1,017,140.31
- CC 4.4 increased by \$2,689,137
- CC 4.5 increased by \$100,000.00

# GENERAL OVERVIEW

## EXECUTIVE SUMMARY

The COVID-19 Pandemic has resulted in widespread public health and economic impacts experienced across the nation. In Collier County, these impacts have been felt by individuals, families, local businesses as well as government and nonprofit services. In response to this nationwide crisis, the American Rescue Plan Act (ARPA) was signed into law on March 11, 2021, which established the Coronavirus State Fiscal Recovery Fund and Coronavirus Local Fiscal Recovery Fund. These funds build upon the first wave of support to state and local governments established by the Coronavirus Aid, Relief, and Economic Security (CARES) Act. While the CARES Act was intended to respond to immediate impacts from the pandemic, ARPA funding is designed to help communities turn the tide on the pandemic, address economic fallout and lay the foundation for a strong, effective, efficient, and equitable long-term recovery. ARPA funds can be used to support broad range of eligible expenses<sup>1</sup> which are designed to:

- Support public health response,
- Address negative economic impacts,
- Replace public sector revenue loss,
- Provide premium pay for essential workers, and
- Make improvements to water, sewer, and broadband infrastructure.

**Collier County received over  
\$74 million in funding to  
support long-term recovery  
from the pandemic.**

Collier County will receive **\$74,762,701** in Coronavirus State and Local Recovery Funds (SLFRF) to address local impacts. Understanding the wide array of needs throughout the community, Collier County leadership has authorized spending on support for individual, food assistance, educational programming, mental health, healthcare services, businesses, nonprofits, and affordable housing. It is the hope of leadership that every resident can benefit from the investment of these funds while ensuring that the needs of the most vulnerable in the community are targeted to promote an equitable recovery.

The Collier County Recovery Plan outlines the programs that will be implemented with these funds. As these are long-term recovery funds, the County has approximately five years (December 31, 2026) to provide services and complete projects. This plan will be submitted to the U.S. Department of Treasury, aligning proposed programs with a classification system developed by Treasury for reporting on expenditures. The County recognizes that pandemic recovery must be flexible to respond to shifting changes and needs in the community and may make changes to program expenditures throughout the implementation period to address

---

<sup>1</sup> U.S. Treasury. "Interim Final Rule". 31 CFR Part 35

the highest priority within the community. Collier County will measure the outputs and outcomes of projects along the way and evaluate the successes of these initiatives.

To develop this plan, Collier County staff evaluated local data and worked with organizations throughout the community to consider projects that fit the community's needs. Collier County also conducted a public survey that requested feedback on proposed expenditures and additional needs. The County received over 200 responses to this survey from residents, businesses, and nonprofits with overwhelming support for the programs identified. Nearly 99% of all respondents felt that the programs outlined would benefit Collier County residents and over 94% of respondents felt that programs would benefit businesses.

Transparency is important to the leadership of Collier County. The Collier County Recovery Plan, along with annual performance reports, will be posted on the Collier County website, enabling the public to monitor the spending and progress of each program. This initial Recovery Plan covers the period from the date of award to July 31, 2021. Thereafter, the Recovery Plan will cover a 12-month period and recipients will be required to submit the report to Treasury within 30 days after the end of the 12-month period (by July 31). The following table provides dates for current and future installments:

*Table 1: Recovery Plan / Annual Report periods covered and due dates*

<b>Annual Report</b>	<b>Period Covered</b>	<b>Due Date</b>
1	Award Date – July 31, 2021	August 31, 2021
2	July 1, 2021 – June 30, 2022	July 31, 2022
3	July 1, 2022 – June 30, 2023	July 31, 2023
4	July 1, 2023 – June 30, 2024	July 31, 2024
5	July 1, 2024 – June 30, 2025	July 31, 2025
6	July 1, 2025 – June 30, 2026	July 31, 2026
7	July 1, 2026 – December 31, 2026	March 31, 2027



## Uses of Funds

In brief, Collier County will use funding for a broad array of eligible uses. The graphic below illustrates how Collier County intends to spend the \$74,762,701 received through the American Rescue Plan. These programs are translated into their corresponding federal Expenditure Categories elsewhere in this plan.



### Local Recovery Plan Programs



## Plan Format Key

Through its final rule, the US Department of Treasury details ten major expenditure categories with a total of one hundred twenty-five (125) sub-categories to ensure that proposed expenditures are eligible activities. Treasury guidance directs local governments to align each expenditure with a designated category. Collier County has identified projects in six of the ten major Expenditure Categories – EC1-4, 6, and 7 (EC 5 Infrastructure, EC 8 Emergency Relief from Natural Disasters, EC 9 Surface Transportation projects and EC 10 Title I projects are not utilized). To demonstrate the breadth of projects included in this plan along with the alignment with expenditure category, this plan has been formatted to associate a color and icon with each of the six major expenditure categories that are included in this plan.



**Public Health**

**EC-1**



**Negative Economic Impacts**

**EC-2**



**Public Sector Capacity**

**EC-3**




**Premium Pay**

**EC-4**



**Revenue Replacement**

**EC-6**



**Administrative**

**EC-7**

Continued interventions to support individuals and families, businesses, nonprofits, first responders, education, mental health, and food security can mitigate the long-term effects of the pandemic while providing a stable foundation for future growth and prosperity.

This plan identifies 20 projects in 14 Treasury-defined Expenditure Sub-Categories to receive funding over the five-year horizon. However, due to the evolving nature of the pandemic and associated recovery, these categories may shift over time to accommodate other federally allowed expenditure categories of funding. An overview of County funding areas is provided by the graphic on the previous page. The use of funds will be covered in detail in the following sections, classified by expenditure category.

## Public Health (EC 1) – \$12,301,444.31

Public Health includes programs to guide the continue health and long-term response to the pandemic. Programs providing COVID-19 response and associated services have been identified, falling into the following categories:

- Other COVID-19 Public Health Expenses (EC 1.7) - \$2,700,000
- COVID-19 Assistance to Non-Profits (EC 1.9) - \$2,000,000
- Mental Health Services (EC 1.12) - \$7,176,444.31
- Other Public Health Services (EC 1.14)- \$425,000



Public Health  
EC-1

## Negative Economic Impacts (EC 2) - \$30,450,504.69

Collier County is taking a comprehensive view toward mitigating negative economic impacts within the community. The following expenditure categories have been identified for program spending:

- Food Programs (EC 2.1) - \$6,205,349.69
- Household Assistance: Rent, Mortgage, and Utility Aid (EC 2.2) - \$10,761,018
- Long-term Housing Security: Affordable Housing (EC 2.15) - \$11,479,137
- Addressing Educational Disparities: Aid to High Poverty Districts (EC 2.24) - \$505,000
- Assistance to Impacted Nonprofit Organizations (EC 2.34) - \$1,500,000



Economic Impacts  
EC-2

## Public Health-Negative Economic Impact: Public Sector Capacity (EC 3) - \$15,766,770.00

Expenditure Category under the Final rule comprises assistance to services provided by the local government. These programs will provide essential EMS services and assist in program monitoring and evaluation:

- Public Sector Workforce: Payroll and Benefits for Public Health, Public Safety, or Human Services Workers (EC 3.1) – \$15,166,770
- Public Sector Capacity: Effective Service Delivery (EC 3.4) - \$600,000



Public Sector  
Capacity  
EC-3



## Premium Pay (EC 4) - \$380,000.00

The County will recognize Collier EMS staff for their heroic efforts with a one-time \$2,000 hazard pay distribution for each employee that served on the front line during the 2020-21 pandemic response:

- Premium Pay for Public Sector Employees (EC 4.1) - \$380,000



Premium Pay  
EC-4

## Revenue Replacement / Provision of Government Services (EC 6) - \$10,000,000.00

Recognizing that the County can meet diverse needs of residents and businesses as the community transitions from the most severe impacts of the pandemic (e.g., re-opening needs), the County has prioritized revenue replacement in order to meet a broad array of local government service needs:

- Provision of Government Services (EC 6.1) - \$10,000,000



Revenue  
Replacement  
EC-6

## Administrative (EC 7) - \$5,863,982.00

This category includes funding for grant management until late 2026. The County has prioritized projects in the following expenditure category areas:

- Administrative Expenses (EC 7.1) - \$5,863,982



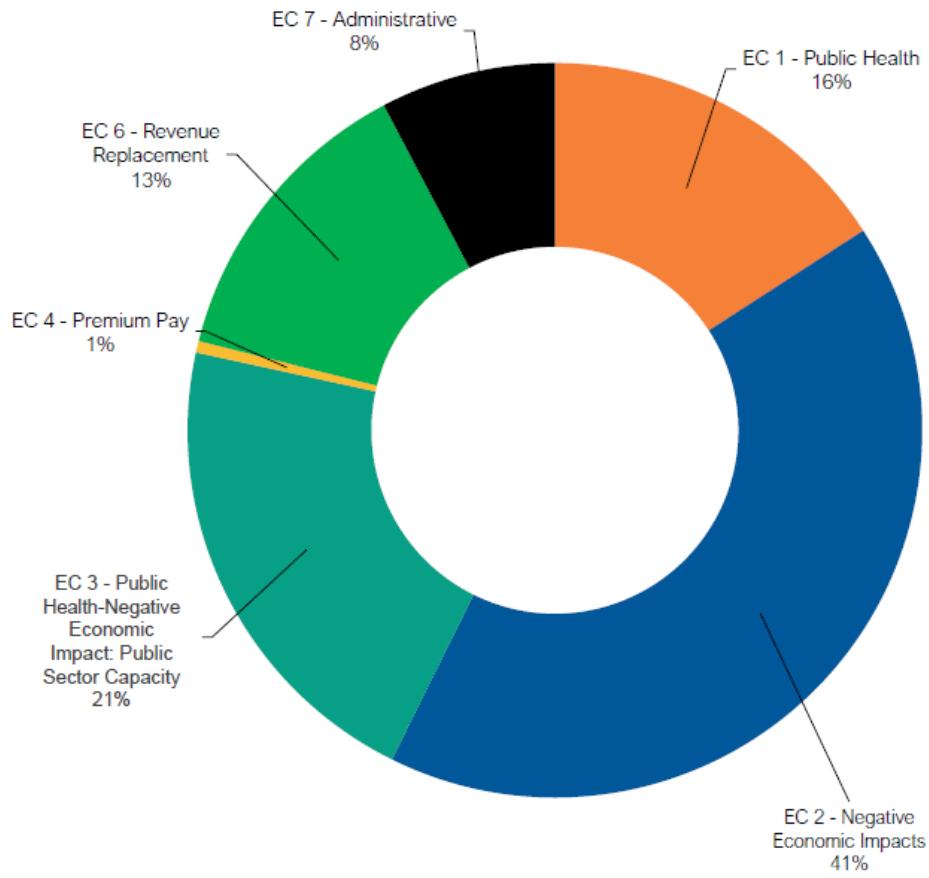
Administrative  
EC-7

Approximately 78% of funding will be implemented through Collier County Divisions and 22% through local non-profit organizations, businesses, and universities. These areas will promote a well-rounded recovery from the pandemic over the next five years – as funding must be fully obligated by December 31, 2024, and expended by December 31, 2026.

The below chart depicts funding allocation percentages by Expenditure Category. These shares will likely evolve over the full Plan horizon (2021-2026).



## Collier County ARP Expenditure Category Allocations



## Key Outcome Goals

The over-arching outcome goal of Collier ARP funding is to:

- Provide a robust level of response to the pandemic,
- Mitigate impacts to individuals, families, and businesses,
- Increase resilience within educational, health and food systems, and
- Support essential employees.

Outcome goals for projects are geared at health, housing, food security, economic recovery, and education improvements. These include:

### Health Goals

- Agencies in Collier County continue to provide higher levels of healthcare and other supportive services that enrich the health of the population.

### Housing Goals

- Collier County residents receive rental, mortgage, utility assistance, housing navigation and affordable housing to mitigate increased housing instability.

### Food Security Goals

- Community nutrition, food demonstration, and food pantry services connect Collier County underserved populations to more nutrition.

### Economic Recovery Goals

- Collier County small businesses receive recovery assistance, resulting in fewer business with long-term debt/financial burden.

### Education Goals

- Education services positively impact QCT and underserved youth, improving educational programs to support remediation of skills lost during COVID-19.

For details on current Key Performance Indicators and other project tracking, see the KPI section, below.

## Progress To-Date

### 2021

The County finalized allocations for its initial plan and provided a timely submission in August 2021. A software platform was initiated to manage subrecipients and direct applications, and sub-recipient agreements and Memorandums of Understanding (MOUs) began development.

## **2022**

Since the submission of the initial Recovery Plan in August 2021, Treasury released its SLFRF Final Rule. This impacted the feasibility of Collier projects, which were updated to streamline reporting and ensure that the County is able to efficiently render services to residents and businesses as the community works towards long-term recovery from the pandemic. 100% of funds have been encumbered as projects, bearing new Expenditure Category labels.

The software platform was 75% complete, capable of managing subrecipient projects and handling direct grant applications. A direct grant portal for project CC 1.1 Affordable Housing: Mortgage and Rent is open, and applications are being reviewed.

CC 1.2 – Assistance to nonprofits, began in late 2022 and awards are occurring now. This project is administered by the Community Foundation.

The County, Florida Gulf Coast University, and implementation partners have submitted timely reporting to Treasury, and will continue to meet reporting and expenditure goals as outlined by Treasury.

## **2023**

The County recognizes that pandemic recovery must be flexible to respond to shifting changes and needs in the community. In response to the ongoing demand for Mental Health and Substance Abuse services the County has increased its allocation to support these critical services. Following a recent evaluation of various projects, the County determined that there was a need to realign some projects to better address the highest priorities within the community. Project CC 3.4 Assistance to Non-Profits was revised to provide funding to offset increased personnel payroll costs due to the pandemic. In addition, the County has increased funding to housing assistance initiatives.

This realignment of funding will help further the County's efforts to provide rental assistance and development costs associated with construction of new affordable housing units. The County will continue to measure the outputs and outcomes of projects and evaluate the success of these initiatives.

## **Challenges and Opportunities**

### **2021**

The Collier County Recovery Plan represents new efforts, augmentation, and expansion of services to Collier County. Given the amount of funding, finalizing the current set of projects and coordination and capacity building among sub-recipients offered challenges and opportunities to explore new interventions united under a common set of goals.

Additionally, Coronavirus Local Fiscal Recovery Funds are new and guidance on implementation will likely continue to be released by the US Department of Treasury over the next year. Collier County's current plan and allocation of programs among Expenditure Categories represents the County's understanding of these

classifications, which may receive further definition and differentiation by the federal government. It is expected that with new guidance released, the County may need to realign programs to better fit within Expenditure Category definitions. Therefore, working to refine the local Expenditure Category – Project – Subaward system is an ongoing process, and it is the County's hope that Treasury will continue to make technical assistance available to SLFRF recipients.

## **2022**

As anticipated, Final Rule guidance has impacted Collier County projects, which underwent an extensive reconsideration and changes in light of the January 2022 release by Treasury. Five projects were substituted with replacements based on streamlined reporting or factors impacting allowability of costs. The County will continue to monitor and respond to Treasury guidance by re-orienting and updating its Recovery Plan and projects.

## **2023**

As of 2023, the County is still feeling the impacts of Hurricane Ian and construction of housing is proceeding at a slower pace than usual. The devastation caused by the hurricane has created a ripple effect on the already strained construction industry, resulting in supply chain disruptions, material shortages, and labor shortages.

Additionally, rent increases and the loss of affordable units continue to be a significant challenge for the County in 2023. As the demand for housing outstrips supply rents are rising, making it increasingly difficult for low-income families to find affordable housing. The loss of affordable units due to the Hurricane is also a growing concern. This has resulted in the displacement of many low-income families and further exacerbated the affordable housing crisis.

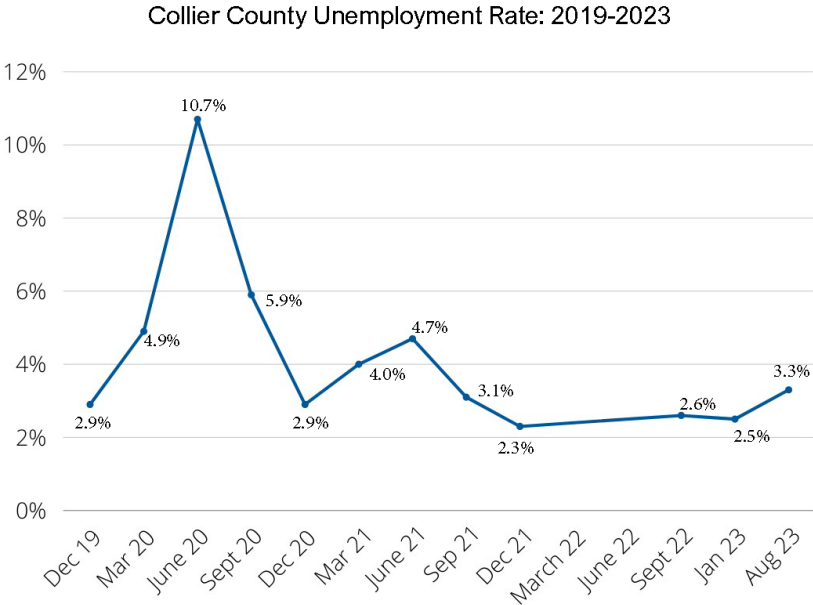
# USES OF FUNDS

In collaboration with partners and in parallel with other federal COVID-19 funding, Collier County has identified a range of projects that further local pandemic response and recovery. Based on current data and community outreach, projects within Expenditure Categories 1-4 and 6-7 have been identified. Indicators influencing an assessment of overall community and economic health, such as unemployment and household income are discussed in the following section.

## Unemployment and Income

According to Local Area Unemployment Statistics, Collier unemployment levels have largely stabilized since the onset of the pandemic. Prior to the pandemic, Collier County unemployment reached a low of 2.9% in December 2019. The sudden rise in unemployment peaked in April of 2020 (14.3%), then declined over the next six months. By December of 2020, the unemployment rate was down to the pre-pandemic level of the previous year (2.9%). As of January 2023, unemployment is 2.5%, which is down 2.2 points year-over-year, and even down .9 points from the January 2020 level and the rate remains below the pre-pandemic level through February of 2023. Collier County is hopeful that it will not experience another hike in unemployment as leaders, businesses and residents have gained more knowledge over the past two years in regard to the pandemic. However, it is recognized that the uncertain course of the pandemic could cause additional volatility in the future.

### Collier County Unemployment Rate from 2019 – Most Recent Available Month<sup>2</sup>



<sup>2</sup> <https://floridajobs.org/workforce-statistics/data-center/statistical-programs/local-area-unemployment-statistics>

While the overall poverty rate in Collier County is comparatively low at 9.4% (Census), like many counties there are pockets within the community wherein it is more pervasive. Collier has eleven Qualified Census Tracts (detailed in the “Promoting Equitable Outcomes” section) wherein 50% of households make less than 60% of the area median income and are eligible for low-income housing assistance. These communities, including Immokalee, East Naples, Golden Gate, and others represent focus areas for COVID-19 treatment, vaccination, other health assistance, household assistance, economic assistance, and beyond to strive for an efficient, effective, and equitable recovery.

### Funding Tables

Given recovering unemployment, yet persistent pockets of disproportionately disadvantaged, the range of Expenditure Categories and underlying projects provide a diverse set of interventions to support communities and businesses in Collier County.

Collier County and partners have identified projects within Expenditure Categories 1 - 4, and 6-7. The following set of graphics detail Expenditure Category and Project information for all Collier County activities within this Recovery Plan.

**Programs include \$12.3 million for Public Health, \$30.4 million under Negative Economic Impacts, \$15.8 million in Public Sector Capacity, \$380,000 for Premium Pay, \$10 million for Government Services, and \$5.8 million for Administrative Costs.**

### Public Health

Public Health represents sixteen percent of total funds allocated to address public health challenges and needs. Programs providing COVID-19 response and associated services have been identified, falling into the following categories:



Expenditure Category	Expenditure Sub-Category	Project Number	Amount
Public Health (EC-1)	Other COVID-19 Public Health Expenses (EC-1.7)	CC 1.7	\$2,700,000
	COVID-19 Assistance to Non-Profits (EC-1.9)	CC 3.4	\$2,000,000
	Mental Health Services (EC-1.12)	CC 1.5	\$6,861,444.31
	Mental Health Services (EC-1.12)	CC 1.9	\$315,000
	Other Public Health Services (EC-1.14)	CC 1.3	\$175,000
	Other Public Health Services (EC-1.14)	CC 4.5	\$250,000
<b>TOTAL</b>			<b>\$12,301,444.31</b>

## Negative Economic Impacts

Collier County is taking a comprehensive approach to provide assistance for mitigating negative economic impacts within the community. Forty-one percent of total funds are allocated within this category. The following expenditure categories have been identified for program spending:



Expenditure Category	Expenditure Sub-Category	Project Number	Amount
Negative Economic Impacts (EC-2)	(EC-2.1) Food Programs	CC 1.4	\$5,115,000
	(EC-2.1) Food Programs	CC 4.2	\$528,859.69
	(EC-2.1) Food Programs	CC 4.3	\$561,490
	(EC-2.2) Household Assistance: Rent, Mortgage, and Utility Aid	CC 1.1	\$8,933,968
	(EC-2.2) Household Assistance: Rent, Mortgage, and Utility Aid	CC 1.6	\$391,032
	(EC-2.2) Household Assistance: Rent, Mortgage, and Utility Aid	CC 1.8	\$1,436,018
	(EC-2.15) Long-term Housing Security: Affordable Housing	CC 4.4	\$11,479,137
	(EC-2.24) Addressing Educational Disparities: Aid to High Poverty Districts	CC 4.1	\$505,000
	(EC-2.34) Assistance to Impacted Nonprofit Organizations	CC 1.2	\$1,500,000
<b>TOTAL</b>			<b>\$30,450,504.69</b>

## Public Sector Capacity

Twenty-one percent of total funds are allocated within this category. The following table presents projects within this category:



Expenditure Category	Expenditure Sub-Category	Project Number	Amount
Public Sector Capacity (EC-3)	(EC-3.1) Public Sector Workforce: Payroll and Benefits	CC 3.2	\$15,166,770
	(EC-3.4) Effective Service Delivery	CC 3.5	\$600,000
<b>TOTAL</b>			<b>\$15,766,770.00</b>

## Premium Pay

The County will recognize Collier EMS staff for their heroic efforts with a one-time \$2,000 hazard pay distribution for each employee that served on the front line during the 2020-21 pandemic response. One percent of total funds are allocated within this category:



Expenditure Category	Expenditure Sub-Category	Project Number	Amount
Premium Pay (EC-4)	(EC-4.1) Premium Pay for Public Sector Employees	CC 3.1	\$380,000
<b>TOTAL</b>			<b>\$380,000.00</b>

## Provision of Government Services

Recognizing that Collier County can nimbly respond to evolve local needs as the community emerges from the pandemic by pursuing the broad range of allowable services enabled by this expenditure category, the County has selected EC 6.1 for funding allocation. Thirteen percent of total funds are allocated within this category:



Expenditure Category	Expenditure Sub-Category	Project Number	Amount
Revenue Replacement (EC-6)	(EC-6.1) Provision of Government Services	CC 3.6	\$10,000,000
<b>TOTAL</b>			<b>\$10,000,000.00</b>

## Administrative

This category includes funding for grant management and evaluation of programs and outcomes until late 2026. Eight percent of total funds are allocated within this category. Expenditure Category areas are as follows:



Expenditure Category	Expenditure Sub-Category	Project Number	Amount
Administrative (EC-7)	(EC-7.1) Administration	CC 3.3	\$5,863,982
<b>TOTAL</b>			<b>\$5,863,982.00</b>

These areas will promote a well-rounded recovery from the pandemic over the next five years – as funding must be fully obligated by December 31, 2024 and expended by December 31, 2026.



## **Other Federal Funds Currently in Use to Respond to COVID-19**

Collier County has deployed federal response and recovery funds since mid-2020. Through its CARES programs – amounting to \$67.1 million, which are now fully exhausted - the County was able to prevent further crises and achieve economic stabilization. This included individual assistance (CCAP) and business assistance grants that have been re-tooled for inclusion in the current recovery plan (CC 1.1 and 2.2). A review of four currently active federal recovery funds totaling \$23 million is provided below for broader context:

**Community Development Block Grant (CDBG) CV [\$2,744,274]** - Annually, utilizing a formula basis, Collier County is awarded grant funding from the U.S. Department of Housing and Urban Development (HUD). Collier County utilizes fifteen percent (15%) of its annual allotment of grant funding for public service activities and the balance is utilized to support public activities related to a variety of infrastructure projects (i.e., stormwater planning, sidewalks, new fire station, etc.). All funds must meet a National Objective – Low-to-moderate Income, prevent or eliminate slum and blight or urgent community need. Specific projects support legal service for businesses, senior center, health services.

**HOME Investment Partnership (HOME)- ARP [\$2,729,078]** – Collier County is considered a Participating Jurisdiction (PJ) for the HOME program. The funding received, is allocated utilizing a formula designed to reflect relative housing need. These funds are utilized to implement local housing strategies that enables Collier County to increase affordable housing opportunities for low and very low-income families. Funding will support the acquisition of a transitional housing complex for persons who are homeless or at risk of homelessness and may have special needs.

**Emergency Solutions Grant (ESG) CV [\$3,183,770]** – The U.S. Department of Housing and Urban Development, awards grants on a formula basis, to Collier County. These funds are utilized to provide emergency assistance to people who are homeless or at risk of homelessness so that they might quickly regain stability in permanent housing. Funding will support rapid rehousing, case management, and shelter operations.

**Emergency Rental Assistance (ERA) [\$14,329,718]** - Funds provided via the US Treasury to local governments to assist with rental debt and evictions and the loss of basic housing security. COVID-19 has exacerbated an affordable housing crisis that predated the pandemic and that has exacerbated deep disparities that threaten the strength of an economic recovery that must work for everyone. To meet this need, the Emergency Rental Assistance program makes funding available to assist households that are unable to pay rent or utilities. Two separate programs have been established: ERA1 provides up to \$8M under the Consolidated Appropriations Act, 2021, which was enacted on December 27, 2020, and ERA2 provides up to \$6.3M under the American Rescue Plan Act of 2021, which was enacted on March 11, 2021.

Collier County will continue to monitor funds use and impacts across Recovery Plan projects and the above programs to ensure that funds are utilized efficiently and effectively, without duplication.

## PROMOTING EQUITABLE OUTCOMES

Collier County is committed to the “consistent and systematic fair, just, and impartial treatment of all individuals, including individuals who belong to underserved communities.”<sup>3</sup> through the development and implementation of funding and projects outlined in this Recovery Plan. Equity has served as a guiding principle for the development of the plan, influencing the goals identified, project design, geographic and needs-based provision of services, and intended program outcomes. Collier County will continue to monitor equitable outcomes throughout the funding horizon.

A key aspect of project development has been a focus on Qualified Census Tracts (QCTs) and disproportionately disadvantaged residents. American Community Survey Data finds that of Collier County’s population of 384,902, roughly 89.3% are white, 7.3% are black, 1.6% are Asian, and 28.6% are Hispanic. 73.3% of housing is owner-occupied, 85.2% of the population has access to broadband, the Median household income is \$76,415, and 9.4% of persons are in poverty<sup>4</sup>. While the poverty rate is comparatively low countywide, areas of more concentrated poverty exist in East Naples, Immokalee, and in the Southwest part of the County. Lower income communities in Collier also display higher social vulnerability scores, as defined by the Center for Disease Control’s Social Vulnerability Index (SVI). Variables such as poverty, lack of transportation access, and more crowded housing can figure into a higher SVI score, indicating that these communities may face more challenges during recovery<sup>5</sup>. QCTs, distributions of household income, as well as CDC’s social vulnerability, along with geography-specific projects, are shown in the following maps.

### Qualified Census Tracts

A Qualified Census Tract (QCT) means, “any census tract which is designated by the Secretary of Housing and Urban Development and, for the most recent year for which census data are available on household income in such tract, either in which 50 percent or more of the households have an income which is less than 60 percent of the area median gross income for such year or which has a poverty rate of at least 25 percent.”

There are 11 QCTs in Collier, including: 7.00, 104.10, 104.20, 106.01, 107.01, 111.03, 112.04, 112.05, 113.01, 113.02, and 114.00<sup>6</sup>. Projects in this plan that focus on housing, food programs, education, and health and wellness target disproportionately disadvantaged persons and QCTs. In addition, several location-based programs and services have been identified in the plan as predominately serving QCTs.

Many of the projects serve equitable ends (based on higher need), through a county-wide approach. However, projects CC4.1-4.4 target disproportionately impacted beneficiary populations. These Library, Museum,

---

<sup>3</sup> Executive Order 13985, On advancing racial equity and support for underserved communities. [Web Link](#)

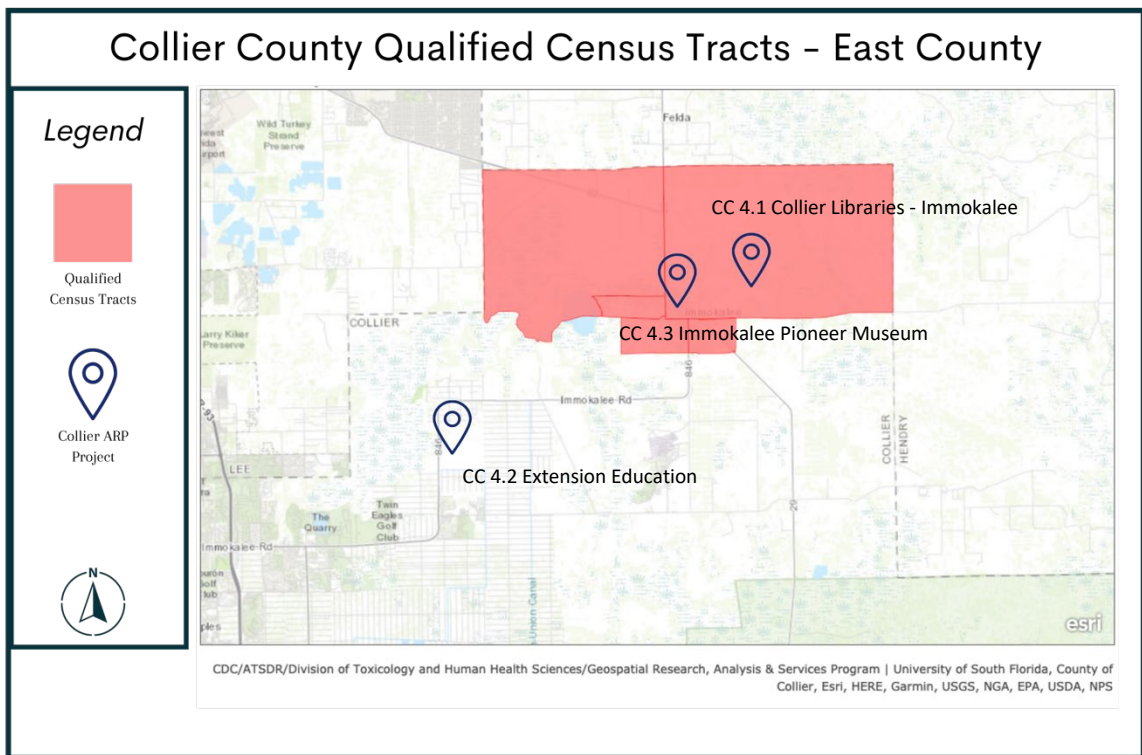
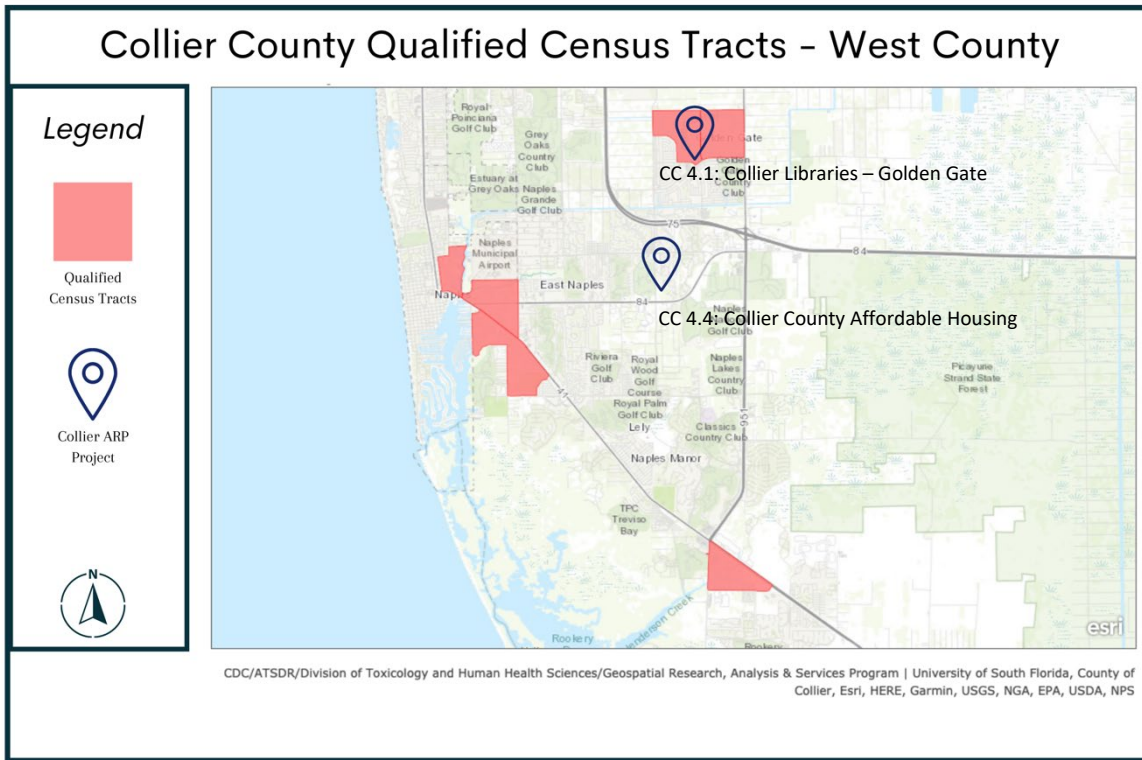
<sup>4</sup> EDA StatsAmerica: <https://www.statsamerica.org/USCP/>

American Community Survey, 2019. <https://www.census.gov/quickfacts/fact/table/colliercountyflorida/PST045219>

<sup>5</sup> CDC Social Vulnerability: [https://www.atsdr.cdc.gov/placeandhealth/svi/fact\\_sheet/fact\\_sheet.html](https://www.atsdr.cdc.gov/placeandhealth/svi/fact_sheet/fact_sheet.html)

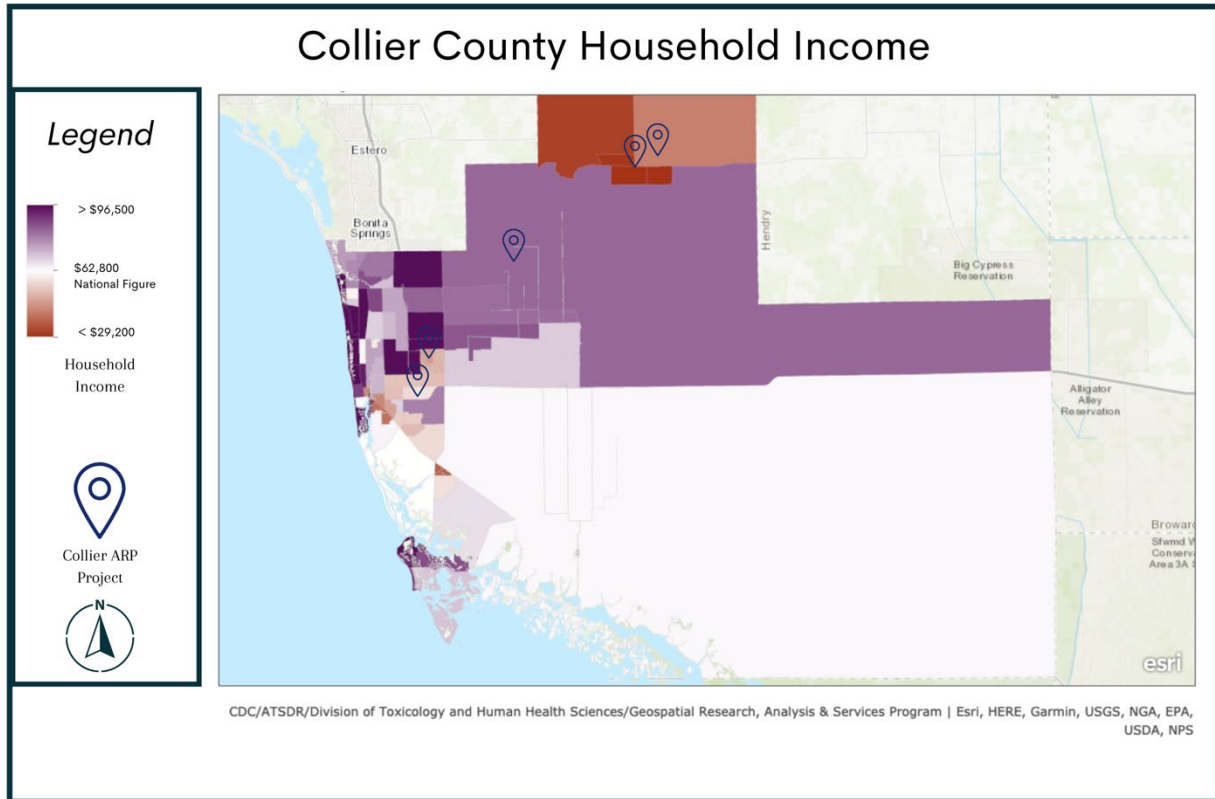
<sup>6</sup> HUD, 2022. [https://www.huduser.gov/portal/sadda/sadda\\_qct.html](https://www.huduser.gov/portal/sadda/sadda_qct.html)

University Extension, and Affordable Housing projects directly serve QCTs or areas of higher social vulnerability, as shown by the following maps.



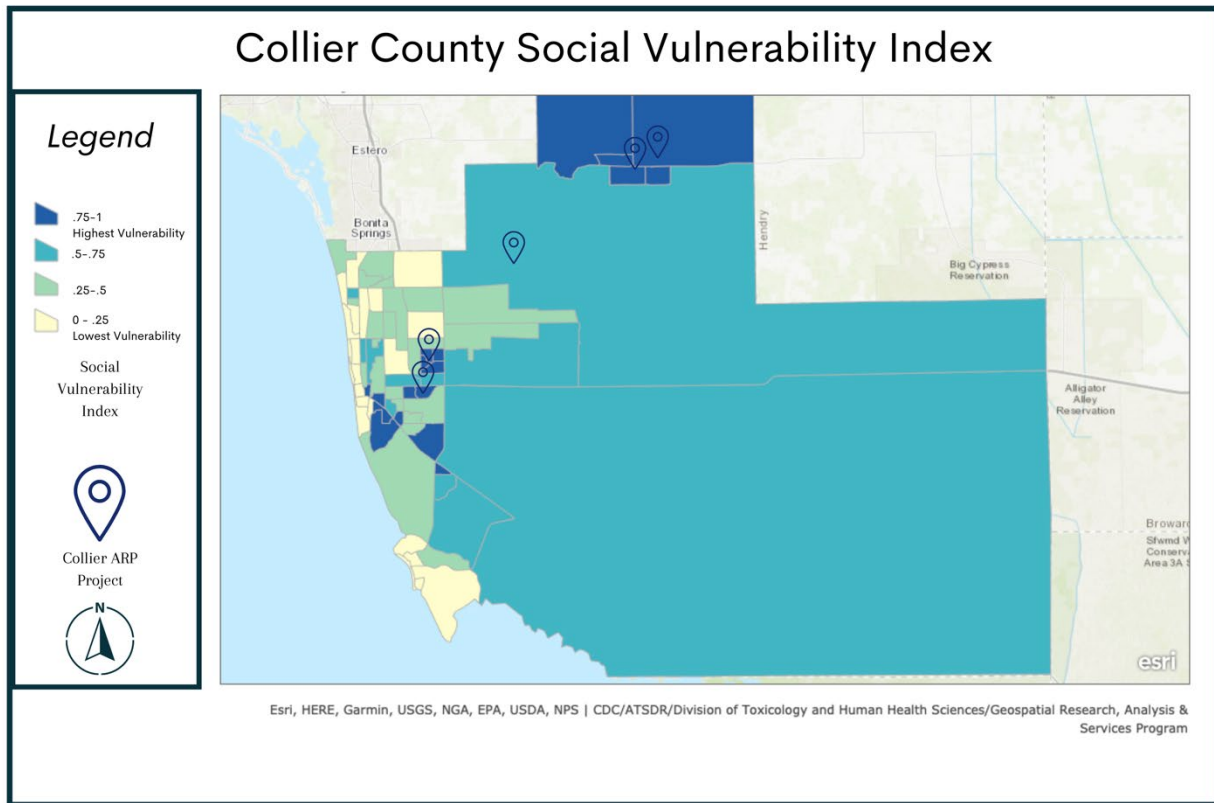
## Median Household Income

Median Household Income in Collier County is \$100,700. By census tract, the median household income ranges from \$30,000 to above \$100,000 per year, as shown on the map below. Areas shaded in dark red indicate a higher concentration of low-income households. The largest area of concentrated poverty is located in Northern Collier County in the Immokalee area. Golden Gate, East Naples, and South along US-41 toward Naples Manor also contain tracts with modest median household incomes. Several of these areas are served by ARP projects herein.



## Social Vulnerability

Social vulnerability refers to the resilience of communities when confronted by external stresses on human health, such as natural or human-caused disasters or disease outbreaks. The CDC's Social Vulnerability Index (SVI) uses 15 U.S. census variables at census tract level to identify communities that may need a higher level of support when recovering from a stressor event. In the map below, darker blue areas indicate higher social vulnerability. Immokalee, East Naples, Golden Gate, and Naples Manor all show a confluence of factors that can affect access to resources and vulnerability to disasters. These areas are mostly congruous with the HUD-identified Qualified Census Tracts and are served by ARP Recovery Plan projects.



## Equitable Outcome Goals

Collier County Recovery Plan projects will target Qualified Census Tracts and disproportionately impacted groups – namely lower income populations that are at risk of eviction or foreclosure, populations with health comorbidities that can exacerbate COVID-19 impacts, and those impacted by loss of in-person school instruction due to the pandemic. Food assistance, education, medical services, and public health activities are targeted to populations where low income is endemic, unemployment is higher than the county average, access to education continues to pose challenges, and co-morbidities to respiratory health continue to exacerbate health outcomes. The following goals have been identified, aligning with funding areas prioritized by the County.

### Public Health Goal (EC-1)

Target Impacted and Disproportionately Impacted populations for access to public health services.

### Negative Economic Impacts (EC-2)

Target Impacted and Disproportionately Impacted populations for access to Food Programs, Rent, Mortgage, and Utility Aid, Education Disparities, and Other Economic Support.

## Awareness

Awareness of projects and services funded will be high, given the entities delivering new food, rent, mortgage, mental health services, education, and health services are trusted and established. With partners such as the Collier County Community Foundation, Collier County Libraries, and County Communications, awareness of programs will be transmitted to disadvantaged populations currently served by other funding and programs, and via a host of social media options, including email and Facebook notifications.

## Access and Distribution

The distribution of these programs, and access to them, will predominantly serve low- and moderate-income individuals and families as well as disproportionately disadvantaged populations and groups. Whether through implementation within QCTs or based on identified pandemic impacts to Treasury-identified presumed-eligible beneficiary populations, these programs will address disparities such as wealth and education that exacerbated pandemic impacts.

## Outcomes

Given the above goals, awareness, and distribution of projects, intended outcomes are to address hardships that were unevenly shared during the pandemic. Predominantly lower income persons with less food security, lower access to public health services, and early education will be the recipients, which is aimed at closing gaps in health, food security, and education.

Many of the outcomes described above under Key Outcome Goals recognize that residents who have experienced disparities leading to lower income, healthcare, and education are the focus populations of most project interventions. Projects CC 1.1-1.6, 1.8 and 3.4 (Rental Assistance, Mental Health, Housing, and Public Health Services, Food Security, and Housing Navigators), and CC 4.1-4.5 (Education, Food Assistance, Affordable Housing, and Medical Care) were designed to serve residents of historically underserved, QCT, and/or disproportionately disadvantaged communities. Specifically, outputs and outcomes of selected equity-focused or adjacent projects are as follows (see also the Key Performance Indicators section):



Expenditure Category	Collier County Project	Outputs	Outcomes
EC 1.9	CC 3.4 Public Health and Safety Operations and Response	<ul style="list-style-type: none"> <li>Maintain sufficient nurse staffing levels during the pandemic to ensure patient safety.</li> </ul>	<ul style="list-style-type: none"> <li>Maintain the appropriate level of nursing staffing as evidenced by the ratio of nursing FTE's to Patient Census.</li> </ul>



Expenditure Category	Collier County Project	Outputs	Outcomes
<b>EC 1.12</b>	CC 1.5 Mental Health Services	<ul style="list-style-type: none"> <li>• At least 8500 total crisis stabilization bed days</li> <li>• At least 1100 persons served annually.</li> <li>• Readmission rates at 30, 90, and 180 days.</li> </ul>	<ul style="list-style-type: none"> <li>• 75% of individuals served in the Crisis Stabilization Units will receive evidence-based suicide risk screening using the Columbia-Suicide Severity Rating Scale (C-SSRS).</li> <li>• 75% of individuals served in the Crisis Stabilization Units will participate in evidence-based safety planning (Stanley-Brown Safety Plan) to mitigate risk factors and strengthen protective factors post-discharge.</li> </ul>
<b>EC 1.12</b>	CC 1.9 Mental Health and substance abuse Services	<ul style="list-style-type: none"> <li>• Number of individuals served.</li> <li>• Number of outreach services.</li> </ul>	<ul style="list-style-type: none"> <li>• Total number of referrals provided.</li> </ul>

Expenditure Category	Collier County Project	Outputs	Outcomes
<b>EC 1.14</b>	CC 1.3 Collier Comorbidity Care	<ul style="list-style-type: none"> <li>• Total number of Home Food Deliveries.</li> <li>• Number of services beneficiaries received.</li> <li>• Dollar value of donated food and services.</li> <li>• Number of unduplicated individuals and families served.</li> <li>• Total individuals served.</li> </ul>	<ul style="list-style-type: none"> <li>• Increased number of beneficiary services provided, measured quarter-over-quarter.</li> </ul>
<b>EC 1.14 (Continued)</b>	CC 4.5 Collier Access to Care	<ul style="list-style-type: none"> <li>• Total number of patients referred by PLAN to medical providers in their network.</li> <li>• Number of services that referred patients received.</li> <li>• Dollar value of donated services as reported by medical providers in PLAN's network.</li> <li>• Number of new medical providers enrolled in PLAN's network.</li> </ul>	<ul style="list-style-type: none"> <li>• At least 370 patients referred annually to medical providers in the PLAN network for services.</li> <li>• Referred patients will receive a minimum of 2400 services annually.</li> <li>• At least \$3,000,000 worth of donated services annually, reported by medical providers in the PLAN network.</li> <li>• At least 2 new medical providers will be enrolled in PLAN during the agreement period of performance.</li> </ul>





Expenditure Category	Collier County Project	Outputs	Outcomes
<b>EC 2.1</b>	CC 1.4 Food Security for Collier County Residents	<ul style="list-style-type: none"> <li>Support at least five Food Banks or Pantries serving Residents of Collier County.</li> <li>Support a minimum of 10,000 households in Collier County with food security goods and services, with demographic and QCT info for populations served.</li> </ul>	<ul style="list-style-type: none"> <li>75% of distributed food packages will include nutrition and/or healthy diet information.</li> <li>Children ages 18 or younger will be at least 25% beneficiaries of all food pantry distributions.</li> <li>At least 40% of funds expended for food distribution will be in a Collier QCT.</li> </ul>
<b>EC 2.1 (Continued)</b>	CC 4.2 University Extension – Reaching More	<ul style="list-style-type: none"> <li>Number of households participating in evidence-based nutrition education programs.</li> </ul>	<ul style="list-style-type: none"> <li>Number of households in nutrition education programs who increase their knowledge of cost-efficient healthy meal preparation and how increased fruit and vegetable consumption supports nutrition for improved health.</li> </ul>

Expenditure Category	Collier County Project	Outputs	Outcomes
<b>EC 2.1 (Continued)</b>	CC 4.3 Collier County Museums: Immokalee Pioneer Museum	<ul style="list-style-type: none"> <li>Number of households receiving food assistance.</li> </ul>	<ul style="list-style-type: none"> <li>Number of repeat participants that self-report increased fruit and vegetable consumption based on CDC Behavioral Risk Factor Surveillance System (BRFSS) Fruit and Vegetable questions.</li> </ul>
<b>EC 2.2</b>	CC 1.1 Affordable Housing – Mortgage and Rent	<ul style="list-style-type: none"> <li>Number of persons receiving rent, mortgage, or utility assistance.</li> </ul>	<ul style="list-style-type: none"> <li>40% of persons or households will be impacted or disproportionately impacted population, as defined by Treasury.</li> <li>100% of homeowners served will receive housing counseling services.</li> </ul>
<b>EC 2.2 (Continued)</b>	CC 1.6 – Housing Navigators and Legal Services	<ul style="list-style-type: none"> <li>Number of persons or households receiving eviction prevention services.</li> <li>Number of persons or households served that are impacted or disproportionately impacted population, as defined by Treasury.</li> </ul>	<ul style="list-style-type: none"> <li>25% of persons or households served will be impacted or disproportionately impacted, as defined by Treasury.</li> <li>25% of cases will result in successful eviction prevention.</li> </ul>

Expenditure Category	Collier County Project	Outputs	Outcomes
		<ul style="list-style-type: none"> <li>Number of persons or households referred to Legal Aid</li> </ul>	
<b>EC 2.2 (Continued)</b>	CC 1.8 Affordable Housing – Collier County Emergency Rental Assistance	<ul style="list-style-type: none"> <li>Number of persons receiving rent, or utility assistance.</li> </ul>	<ul style="list-style-type: none"> <li>100% of households assisted will be impacted or disproportionately impacted population, as defined by Treasury.</li> </ul>
<b>EC 2.15</b>	CC 4.4 Collier County Affordable Housing	<ul style="list-style-type: none"> <li>Number of affordable housing units preserved or developed.</li> </ul>	<ul style="list-style-type: none"> <li>Percentage increase in number of affordable housing units preserved or developed.</li> <li>Percentage of units developed benefitting those 65% AMI and 80% AMI.</li> </ul>

Expenditure Category	Collier County Project	Outputs	Outcomes
<b>EC 2.24</b>	CC 4.1 Collier County Libraries – COLE Program	<ul style="list-style-type: none"> <li>• Number of students participating in evidence-based tutoring programs.</li> </ul>	<ul style="list-style-type: none"> <li>• Increased positive attitude towards reading as self-reported by students participating in homework assistance sessions.</li> </ul>
<b>EC 2.34</b>	CC 1.2 Help for Vulnerable Individuals and Families	<ul style="list-style-type: none"> <li>• Number of Nonprofit Organizations receiving assistance (for this reporting period).</li> <li>• Number of Nonprofit Organizations approved to receive assistance located in QCTs (for this reporting period).</li> </ul>	<ul style="list-style-type: none"> <li>• Total dollar amount of salary support for Nonprofit Organizations provided (for this reporting period).</li> </ul>

## **Measuring Equity**

Assessing the location and extent of underserved populations within this plan has occurred through identification of Qualified Census Tracts, Household Income by Census Tract, and Tract-based Social Vulnerability Index scores. From this, projects have been tailored to serve as many of these areas as possible. Project CC 3.6, Evaluation and Data Analysis, subrecipient agreements, and memorandums of understanding will further define equity-responsive KPIs.

Future annual reports will provide qualitative and quantitative updates, coordinated through project CC 3.6, Evaluation and Data Analysis, on how projects and approaches have achieved or promoted equitable outcomes or goals. The “Evidence Base and Impact Evaluation” Team will coordinate with sub-recipients to further build out KPIs and identify service distribution to low income and disproportionately disadvantaged communities.

The County may work with the Evaluation Team to elaborate existing Key Outcome and Equity Goals and identify programmatic changes based on data gathered during the project horizon.

### **2022**

In light of final rule guidance, the County is emphasizing services to and data collection upon impacted and disproportionately impacted beneficiaries. This includes persons of low to moderate income, persons experiencing housing or food insecurity, persons experiencing unemployment, recipients of certain federal benefits, inhabitants of Qualified Census tracts, and students who lost access to in-person instruction for a significant amount of time. As reporting data from projects and subrecipients becomes elaborated, reflections of populations served and KPIs related to equity projects will be reported in the Performance Report and Appendix A.

### **2023**

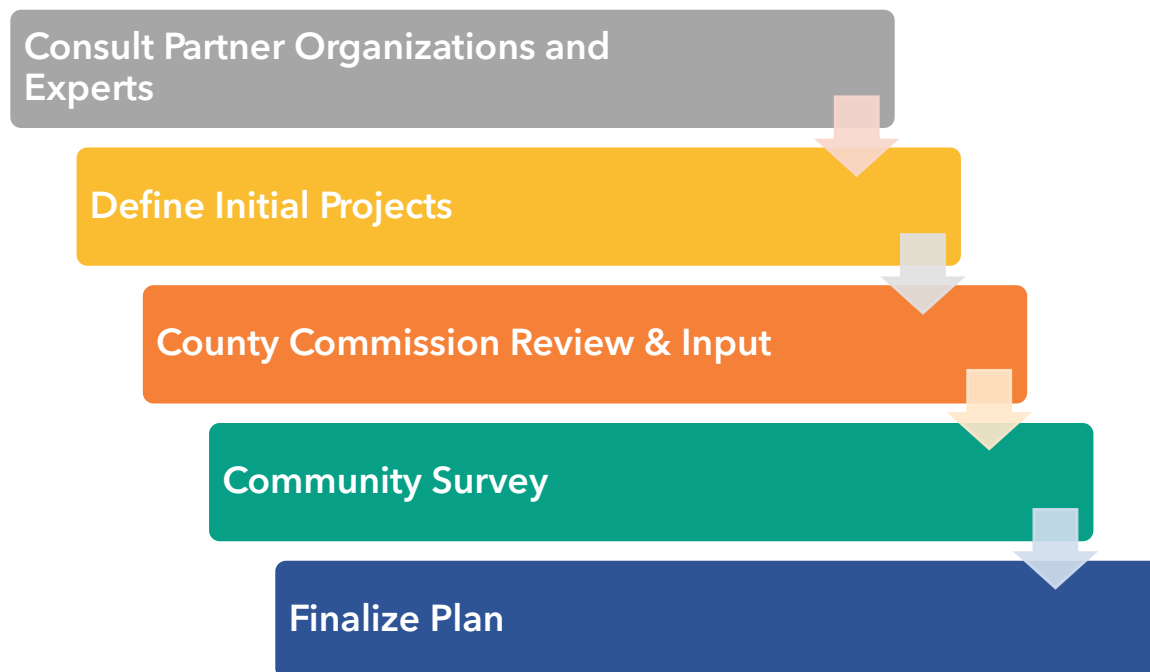
Collier County continues to reduce disparities in life outcomes as well as disparities in public investment to shape those outcomes that will benefit all residents. Collier County continues to develop and implement strategies that identify, prioritize and effectively support the most disadvantaged geographies and populations. All programs are focused on authentically engaging residents, organizations, and other community stakeholders to inform and determine interventions (e.g., policy and program) and investments. The County seeks to improve long-term outcomes both intergenerationally and multigenerational. Data is being used to effectively assess and communicate equity needs and support timely project activities.

Working collaboratively and intentionally across departments as well as across leadership levels and decision-makers the County acts urgently and boldly to achieve tangible results. All programs will align policies, processes, practices to effectively address equity challenges throughout the County’s workforce (personnel, contractors and vendors)

## COMMUNITY ENGAGEMENT

### 2021

The initial Collier County Recovery Plan was developed with significant input from partners and the public. The Community Engagement process began with partner/expert project creation. Proposal worksheets were developed and sent to partners across government and nonprofit sectors, including libraries, museums, and University Extension offices. The proposals developed by partner organizations supported public health response, economic impact responses, and services to disproportionately impacted communities. The initial set of ideas were vetted through the County Commission. Subsequently, a public survey was disseminated to determine if the programs proposed in the Recovery Plan would support the needs of the community, and final tweaks were then made. The figure below shows the steps followed in the Collier County engagement process.



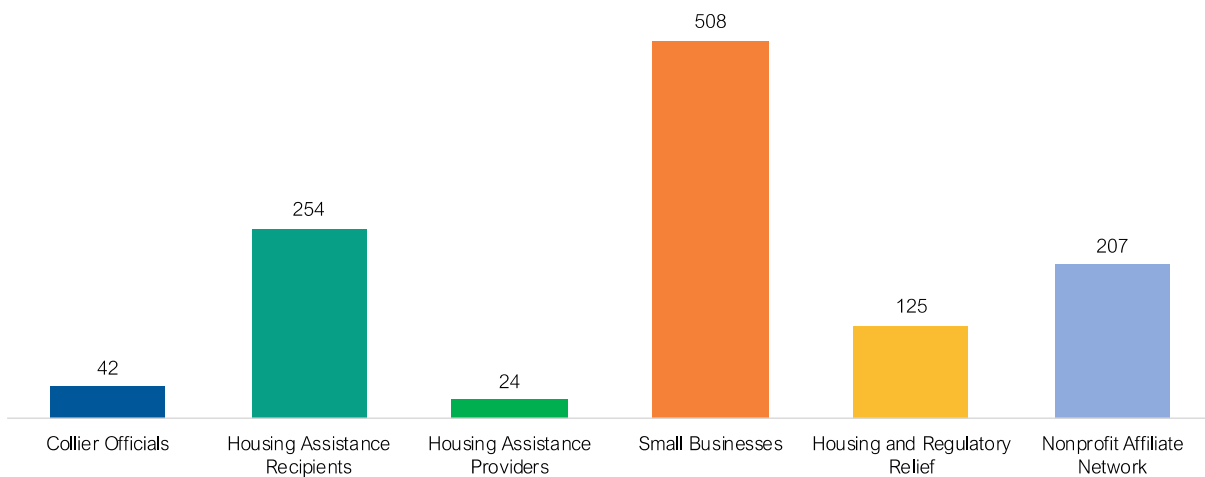
At the partner/expert phase Collier County staff met with the Community Foundation of Collier County, The Affordable Housing Advisory Committee, Collier County Health Department, and the Community Mental Health Agency. These meetings, conducted in mid-2021, gave rise to the initial projects which were reviewed by the Commission.

Collier County developed its first plan proposal in late Spring 2021, which was shared with the public through its County Commission meeting schedule and noticing protocols. The plan was discussed by the Commission,

was made available for public comment, and a draft final version was approved at the June 22, 2021, Board of County Commissioners Board Meeting<sup>7</sup>.

To help raise awareness toward building the final Recovery Plan, a public input survey, website, and a one-page summary were crafted and deployed. The one-page summary and associated social media postings were duplicated in Spanish to disseminate information to the significant Hispanic population living within Collier County. Email outreach was sent to over 1,000 recipients through County and Community Foundation channels and highlighted in Collier County Facebook posts. The below figure shows the distribution of stakeholders who were asked to provide feedback.

Collier County ARP Community Engagement Information Recipients



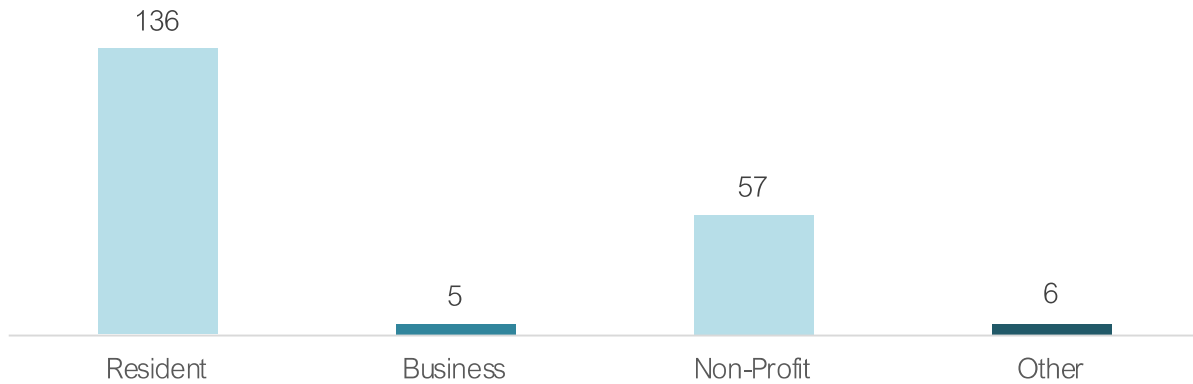
The survey, open from August 13, 2021, through August 20, 2021, received **206** responses. Residents, businesses, non-profits, and others provided answers, and feedback was positive. The following graphics present summary statistics and other highlights from the survey.

---

<sup>7</sup> Collier County, June 22, 2021. CRA Board Meeting Agenda:  
<https://www.colliercountyfl.gov/home/showpublisheddocument/97540/637595144825167868>

### I am responding as a Collier County...

■ Resident ■ Business ■ Non-Profit ■ Other



204 respondents provided an answer to their identity for the purpose of the survey. 136 respondents replied as residents, 5 as businesses, 57 as non-profits, and 6 as “other”. The following two graphics explore respondents’ perception of proposed program benefits to residents and businesses.

### Do these program areas add services that Collier County Residents can benefit from?



The vast majority – 98.5% - felt that the Collier programs presented by the website and 1-pager could be of benefit to Collier County residents. 133 of the 136 Resident respondents answered that programs and services would benefit people in the County.



Do these program areas add services that Collier County Businesses can benefit from?



A strong majority of respondents also felt that the programs depicted by the website and one-page outreach could be of benefit to Collier County businesses – 94.2%. Of note, all five business respondents answered “Yes”, that the projects depicted (including business recovery and resilience grants) would be of benefit to area businesses. 54 of the 57 non-profit respondents also found that the projects would benefit businesses.

In addition to general perception of the programs, respondents were invited to give open-ended input on public health, economic assistance, community services, essential workers, and infrastructure project preferences. Many of the responses reflect variations on projects as described within the plan, highlighting the importance of mental health and grief services (mentioned over 50 times), food assistance (35 mentions), services to children including education (31 mentions) and childcare (21 mentions), broadband access (22 mentions), training (20 mentions), and additional healthcare (17 mentions).

Given the commitment to monitoring and evaluation during the plan horizon, evaluators can return to survey responses for complementary programs should the need arise.

### Building Capacity of Community Organizations

Implementation of Collier County projects will add capacity to local community organizations providing services to communities of color, low incomes, and limited English proficiency. This includes Collier Libraries in QCTs, Collier Museums in QCTs, and University and non-profit partners directly serving these areas. Engagement will continue beyond plan creation, through implementation, and represent a hallmark of Collier ARP funding.

### 2021

Collier County Communications pushed messaging and information out to the full community. The County Communications and Customer Relations Division is committed to providing accurate, timely and useful information through a multimedia approach. This can include the County website, social media, government access television, printed publications, news releases, and public education and outreach. A full Spanish language complement is provided, and communications will be released during the ARP funding horizon (through 2026) in both English and Spanish.

## 2022

Since the inaugural plan, a significant amount of evolution has occurred. The release of the Final Rule and associated guidance led to project review and necessary adjustments. Per public input to the 2021 survey, however, projects still align with stated preferences. Mental health and grief services are still strongly supported; food assistance now contains the Community Foundation, UF Extension, and Collier Museums projects; education is supplied by the Library COLE and Museum projects; training for businesses through the Business Resilience grants; and additional healthcare through the EMS projects, PPE, PLAN, and Meals of Hope projects.

Collier County and partners initiated project specific messaging – for example, CC 1.1 Affordable Housing Grants – as projects began the pre-application process. An upcoming grant cycle project for 2022 will be CC 1.2 – which will include messaging for potential nonprofit grantees. The County continues to engage residents, businesses, and constituents via interaction at all levels. The graphics below serve as an illustrative representation showcasing a utility bill insert and a social media post, strategically employed to amplify the dissemination of messages and information to residents. New project proposals are fielded on a monthly basis and are evaluated according to need, allowability under SLFRF guidelines, and funding availability. Continued engagement of area nonprofits will be a feature of the full project horizon.

## 2023

Collier County is committed to providing ongoing outreach and communication with potential applicants as they prepare for the launch of the small business recovery program and the affordable housing program. To ensure that these programs are successful in meeting the needs of the community, Collier County will use a range of communication channels, including social media, email, and community meetings. These efforts will be designed to provide clear and concise information about the programs, eligibility criteria, and application procedures, as well as to answer any questions that potential subrecipients may have. Collier County recognizes that effective outreach and communication are critical to the success of these programs and will continue to work closely with the community to ensure that they are accessible and effective in meeting the needs of those they are designed to serve.

**HELP IS AVAILABLE FOR RENT, MORTGAGE AND UTILITY BILLS.**

**EVICITION NOTICE**

Collier County has expanded its scope to help more residents who are struggling to pay rent, mortgage or utilities, or a combination of those. Visit [CollierFLAssistance.com](https://www.colliercountyfl.gov/collierflassistance) to apply online and for details such as income and other requirements. If you still have questions or have trouble applying, you can email or call the Collier County Community and Human Services Division at (239) 252-CARE (2273), (239) 450-2114 or [CollierCoAmericanRecovery@colliercountyfl.gov](mailto:CollierCoAmericanRecovery@colliercountyfl.gov).



## LABOR PRACTICES

Collier County utilizes strong labor standards to promote effective and efficient delivery of projects while also supporting economic recovery through strong employment opportunities.

The Board of County Commissioners has set a tone for inclusive, competitive labor practices for all employees and contractors. The following paragraphs discuss Collier Human Resources policies and Procurement Services Division values that enable fair labor practices.

It is the continuing policy of Collier County Board of County Commissioners to ensure that all Human Resources policies and practices are administered without regard to race, color, religion, sex, age, national origin, physical or mental handicap, or marital status.<sup>8</sup> All Human Resources practices, including compensation, benefits, discipline, safety, as well as social and recreational activities are administered and conducted in compliance with State and Federal law. All recruitment, selection, placement, promotion, transfer, training, and reduction in force decisions are based solely on the candidates'/employees' job-related qualifications and abilities. Outreach programs may be utilized to recruit, hire, and ensure advancement of qualified minority group members, women, disabled individuals, and veterans.

Collier County Government takes steps as necessary to ensure that the work environment is free of unlawful discrimination or harassment. On an annual basis, the County reviews its Human Resources procedures and strives to ensure that its supervisors and managers adhere to its commitment to Equal Employment Opportunity (EEO) principles.

Collier County Government encourages employees who have EEO-related questions, comments, or complaints to discuss them with their supervisor, department director, administrator, or a representative from the Human Resources department. Employees are also encouraged to utilize the Commitment to Fair Treatment Procedure. Additionally, Collier County Government refers applicants and employees to the Florida Commission on Human Relations (FCHR), established in 1969 with the intent of protection against unlawful

---

<sup>8</sup> Collier County Personnel Ordinance No. 2001-50

discrimination. The FCHR assists in claims of wrongdoing, including discrimination, and provides a means for effectively resolving problems should they arise<sup>9</sup>.

In 2020, Collier County Procurement Services Division was awarded the National Procurement Institute's 25th Annual Achievement of Excellence in Procurement, which recognizes procurement organizations that embrace innovation, professionalism, productivity, leadership, and e-Procurement. The National Procurement Institute encourages the development of excellence and continued organizational improvement in public and non-profit institutions. Collier County is one of the 15 distinguished first-time winners, one of 32 agencies in Florida, and one of 40 Counties in the United States and Canada<sup>10</sup>.

The Collier County Procurement Services Division procures more than \$800 million annually in goods and services, overseeing awards, market research and analysis, and bids for County contracts. Contractor monitoring and performance observes all regulations required by 2 C.F.R. 200 as pertains to federal funding. Where applicable, the Division

### PROCUREMENT SERVICES DIVISION

**Vision:** The Procurement Services Division is a trusted strategic partner that provides value driven support services. Our vision is to deliver best-class procurement services serving the best interest of the County.

**Mission:** To maximize the value we deliver the County by providing best-class procurement services and a commitment to strategic planning and competitive purchasing with consistent procurement support services that assist customers in obtaining their goals in serving the community.

#### Core Values

**Honesty & Integrity:** We speak and act truthfully, acknowledging mistakes, keeping commitments and avoiding silence; we do the right thing even when it is unpopular or nobody would know the difference.

**Service:** We value and embrace the opportunity and responsibility to serve our community; our customers come first and we will strive to serve them in a friendly, fair, respectful and efficient manner.

**Accountability:** We are individually and collectively responsible for our behavior and performance; business is conducted in accordance with the highest professional and ethical standards.

**Quality:** We strive for continuous improvement in the delivery of our service doing the entire job right the first time.

**Respect:** We treat others with dignity and courtesy.

**Knowledge:** We are a learning organization, and encourage and promote continuous personal and professional development as a means of enhancing our team members' ability to plan for the future, make good decisions and solve customer problems.


**Stewardship:** We recognize that we are spending other's money; we carefully manage the resources entrusted to us; and, we seek to control costs of operations, improve efficiency and provide the greatest and best value and return on invested funds.

**Collaboration:** We realize that our success is interdependent on the success of other organizations, businesses and institutions of our County, Region and State. We seek, therefore, to work cooperatively with these agencies to allocate our collective resources to achieve mutual goals.

**Consistency:** We provide reliable, steady and uniform service to internal and external customers.

**Self-Initiating / Self Correcting:** We are proactive and flexible; quickly adapting to changes in political, market and financial conditions. We believe that our self-initiating, self-correcting behavior helps us learn and encourages and enables us to be independent and collaborative problem solvers.

**Exceeding expectations, every day!**




<sup>9</sup> Collier County, 2015. <https://www.colliercountyfl.gov/Home/ShowDocument?id=61640>

<sup>10</sup> Collier County, 2021. <https://www.colliercountyfl.gov/your-government/divisions-f-r/procurement-services>

monitors prevailing wages to ensure that contractors are exceeding federal minima, and that compensation is fair and competitive within the County.

The vision, mission, and values of Collier County Procurement division center on trust, honesty, collaboration, quality, and beyond to ensure that workers and beneficiaries are respected in their provision and enjoyment of County amenities.





## USE OF EVIDENCE

For Collier County projects falling within the categories of Public Health (EC 1) and Negative Economic Impacts (EC 2) the County is committed to identifying how funds are being used for evidence-based interventions, and where applicable, how project impacts can be evaluated in a way that builds evidence. In addition to evidence presented here and by subrecipients, project CC 3.5 will bring in the services of an Evidence Base and Impact Evaluation team to coordinate activities in these areas.

The treasury defines evidence-based projects as “interventions with strong or moderate evidence”:

- Strong evidence means the evidence base that can support causal conclusions for the specific program proposed by the applicant with the highest level of confidence, as backed by one or more well-designed and well-implemented experimental study conducted on the proposed program with positive findings on one or more intended outcomes.
- Moderate evidence means that there is a reasonably developed evidence base that can support causal conclusions. It consists of one or more quasi-experimental studies with positive findings on one or more intended outcomes or two or more non-experimental studies with positive findings on one or more intended outcomes.<sup>11</sup>

The following Collier County projects under EC 1 and 2 will strive to include evidence-based findings to justify program activities:

Project	Expenditure Category	Description	Evidence-based Findings	Percent of Project Backed by Evidence
 <b>Mental Health Services CC 1.5</b>	EC 1.12 Mental Health Services	\$6,861,444.31 to provide evidence-based mental health services.	Full Evidence Base maintained by FGCU Impact and Evaluation Team; available upon request.	*(see below)

<sup>11</sup> U.S. Department of the Treasury. “Coronavirus State and Local Fiscal Recovery Funds Guidance on Recipient Compliance and Reporting Responsibilities”. 2021

Project	Expenditure Category	Description	Evidence-based Findings	Percent of Project Backed by Evidence
<b>Mental Health and substance abuse services CC 1.9</b>	EC 1.12 Mental Health Services	\$315,000 to provide evidence-based mental health and substance abuse services.	Barnett, M.L., Gonzalez, A., Miranda, J. Chavira, D.A. Lau, A.S (2018). Mobilizing community health workers to address mental health disparities for underserved populations: A systematic review. <i>Adm Policy Ment Health</i> , 45:195-211. DOI 10.1007/s10488-017-0815-0	*(see below)
			Kangovi, S., Mitra, N., Grande, D., Long, J.A., Asch, D.A. (2020). Evidence-based community health worker program addresses unmet social needs and generates positive return on investment, <i>Health Affairs</i> , 39(2),207-213. DOI 10.1377/hlthaff.2019.00981	
			Whitley, E.M., Everhart, R.M., Wright, R.A. (2006) Measuring return on investment of outreach by community health workers. <i>Journal of Health Care for the Poor and Underserved</i> , 17(1), 6-15. <a href="https://doi.org/10.1353/hpu.2006.0015">https://doi.org/10.1353/hpu.2006.0015</a>	
			*Full Evidence Base maintained by FGCU Impact and Evaluation Team; available upon request.	



Project	Expenditure Category	Description	Evidence-based Findings	Percent of Project Backed by Evidence
<b>Food Security for Collier County Residents CC 1.4</b>	EC 2.1 Household Assistance: Food Programs	\$5,115,000 to address food security and improve access, affordability, and infrastructure for health, fresh food.	<p>Rowland et al. “Improving Health while Alleviating Hunger: Best Practices of a Successful Hunger Relief Organization.” 2018. <a href="#">Web Link</a>.</p> <p>Nonprofit sub-recipients within this category will provide evidence-based proof from their own academic sources, or from the <a href="#">Pew Results First Clearinghouse</a> or similar platform, and will work with Collier Impact Evaluation Team (CC 3.5) to define an evaluation plan for funded projects.</p> <p>Full Evidence Base maintained by FGCU Impact and Evaluation Team; available upon request.</p>	*(see below)
<b>Reaching More – Extension Education CC 4.2</b>	EC 2.1 Household Assistance: Food Programs	\$528,859.69 to provide classes, demonstrations, and meal supplements that support nutrition strategies and food preparation to promote nutritional security.	<p>Extension Family and Consumer Science Programs and the Family Nutrition Program use a: “comprehensive set of best practices in nutrition education for low-income audiences”. Best practices are elements and/or strategies, supported by evidence, that have been shown to be effective in achieving programmatic outcomes” <a href="#">Web link</a></p> <p>Full Evidence Base maintained by FGCU Impact and Evaluation Team; available upon request.</p>	*(see below)



Project	Expenditure Category	Description	Evidence-based Findings	Percent of Project Backed by Evidence
<b>Collier County Museums: Immokalee Pioneer Museum CC 4.3</b>	EC 2.1 Household Assistance: Food Programs	\$561,490 to re-create a 1.25-acre citrus grove and ½ acre garden museum, providing access to healthier fruit and vegetable options to individuals experiencing food insecurity due to hardships exacerbated by the COVID-19 pandemic.	<p>Alaimo, Packnett, E., Miles, R.A., &amp; Kruger, D.J. (2008) Fruit and Vegetable Intake among Urban Community Gardeners. <i>Journal of Nutrition Education and Behavior</i>, 40(2), 94-101. <a href="#">Web link</a></p> <p>Burt, Mayer, G., &amp; Paul, R. (2021). A systematic, mixed studies review of the outcomes of community garden participation related to food justice. <i>Local Environment</i>, 26(1), 17-42. <a href="#">Web Link</a></p> <p>Hume, Grieger, J.A., Kalamkarian, A., D’Onise, K., &amp; Smithers, L.G. (2022). Community gardens and their effects on diet, health, psychosocial and community outcomes: a systematic review. <i>BMC Public Health</i>, 22(1), 1247. <a href="#">Web Link</a></p> <p>Full Evidence Base maintained by FGCU Impact and Evaluation Team; available upon request.</p>	*(see below)
<b>Affordable Housing – Mortgage and Rent CC 1.1</b>	EC 2.2 Household Assistance: Rent, Mortgage, and Utility Aid	\$8,933,968 to address housing needs exacerbated by the COVID-19 pandemic – rental assistance and mortgage assistance for 0-140 AMI, as well as housing navigators and legal services to assist persons experiencing homelessness.	<p>A study of housing assistance programs during Covid-19 found that “many programs were ultimately successful in serving households within a limited time period.” Partnering with local nonprofits led to better outcomes. Reina, Ellen, Aurand et al. “COVID-19 Emergency Rental Assistance: Analysis of a National Survey of Programs” 2021. <a href="#">Web Link</a></p> <p>Full Evidence Base in development and to be maintained by FGCU Impact and Evaluation Team.</p>	*(see below)

Project	Expenditure Category	Description	Evidence-based Findings	Percent of Project Backed by Evidence
<b>Housing Navigators and Legal Services CC 1.6</b>	EC 2.2 Household Assistance – Rent, Mortgage and Utility Aid	This project provides \$391,032 for housing navigation services, including eviction legal services for persons at risk of eviction. Services will be provided by a local not for profit.	<p>The Pew Results First Clearinghouse provides that “Legal support in eviction proceedings” holds the second-highest evidence-based rating. <a href="#">Web link</a></p> <p>Sub-recipients within this category will provide evidence-based proof from their own academic sources, or from the <a href="#">Pew Results First Clearinghouse</a> or similar platform, and will work with Collier Impact Evaluation Team (CC 3.5) to define an evaluation plan for funded projects.</p> <p>Full Evidence Base maintained by FGCU Impact and Evaluation Team; available upon request.</p>	*(see below)
<b>Affordable Housing – Collier County Emergency Rental Assistance CC 1.8</b>	EC 2.2 Household Assistance: Rent, Mortgage, and Utility Aid	\$1,436,018 to address housing needs exacerbated by the COVID-19 pandemic – rental assistance to Collier County’s most disadvantaged residents and reduce homelessness and housing instability.	<p>A study of housing assistance programs during Covid-19 found that “many programs were ultimately successful in serving households within a limited time period.” Partnering with local nonprofits led to better outcomes. Reina, Ellen, Aurand et al. “COVID-19 Emergency Rental Assistance: Analysis of a National Survey of Programs” 2021. <a href="#">Web Link</a></p> <p>Full Evidence Base in development and to be maintained by FGCU Impact and Evaluation Team.</p>	*(see below)

Project	Expenditure Category	Description	Evidence-based Findings	Percent of Project Backed by Evidence
<b>Collier County Affordable Housing CC 4.4</b>	EC 2.15 Long-term Housing Security: Affordable Housing	\$11,479,137 to partner with one or more local developers of Affordable Housing and new units to Treasury presumed eligible recipients	<p>According to the <a href="#">United States Interagency Council on Homelessness</a>: “Research indicates that affordability is a key determinant of the future stability of a household’s housing.”</p> <p>Expected beneficial outcomes are increased access to affordable and quality housing, increased neighborhood choice, and decreased disparities.</p> <p>Full Evidence Base maintained by FGCU Impact and Evaluation Team; available upon request.</p>	*(see below)

*\*The County is working with an Evidence Base and Impact Evaluation Team (CC 3.5) to determine feasible evidence-based project expenditure amounts. The Team may also make recommendations regarding a learning agenda or other tools for overall program monitoring and evaluation.*



## TABLE OF EXPENSES BY EXPENDITURE CATEGORY

The following table of expenses by category details Collier County's anticipated project expenses for the full SLFRF award amount (\$74,762,701), to be obligated by December 31, 2024. **As of December 31, 2023, Expenditure Categories are divided between project-based allocations (planned expenditures), MOUs and Agreements (Obligations), and Expenditures.** The County is working to fully on-line all projects and expects obligations and expenditures within all categories by late 2024.

**Current Total Projects:** 20

**Current Total Amount:** \$74,762,701



### Public Health (EC-1)

Category		Planned Expenditures as of 1.31.2024	Obligations as of 12.31.2023	Cumulative Expenditures as of 12.31.2023	Amount spent since last Annual Recovery Plan
1.7	Other COVID-19 Public Health Expenses	\$2,700,000 Allocated as Projects	\$2,700,000	\$0	\$0
1.9	COVID-19 Assistance to Non-Profits	\$2,000,000 Allocated as Projects	\$2,000,000	\$0	\$0
1.12	Mental Health Services	\$7,176,444.31 Allocated as Projects	\$5,500,000	\$3,712,513.50	\$1,650,006.00
1.14	Other Public Health Services	\$425,000 Allocated as Projects	\$325,000	\$160,114.59	\$115,114.59



## Negative Economic Impacts (EC-2)

Category		Planned Expenditures as of 1.31.2024	Obligations as of 12.31.2023	Cumulative Expenditures as of 12.31.2023	Amount spent since last Annual Recovery Plan
2.1	Household Assistance: Food Programs	\$6,205,349.69 Allocated as Projects	\$7,222,490	\$5,292,431.34	\$177,431.34
2.2	Household Assistance: Rent, Mortgage, and Utility Aid	\$10,761,018 Allocated as Projects	\$10,170,903.85	\$7,686,182.67	\$6,426,855.76
2.15	Long-term Housing Security: Affordable Housing	\$11,479,137 Allocated as Projects	\$0	\$0	\$0
2.24	Addressing Educational Disparities: Aid to High-Poverty Districts	\$505,000 Allocated as Projects	\$849,304	\$224,776.73	\$224,776.73
2.34	Assistance to Impacted Nonprofit Organizations	\$1,500,000 Allocated as Projects	\$1,500,000	\$1,110,587.18	\$1,110,587.18

## Public Health-Negative Economic Impact:



## Public Sector Capacity (EC-3)

Category		Planned Expenditures as of 1.31.2024	Obligations as of 12.31.2023	Cumulative Expenditures as of 12.31.2023	Amount spent since last Annual Recovery Plan
3.1	Public Sector Workforce: Payroll and Benefits for Public Health, Public Safety, or Human Services Workers	\$15,166,770 Allocated as Projects	\$15,166,770	\$12,556,016.28	\$12,556,016.28

Category		Planned Expenditures as of 1.31.2024	Obligations as of 12.31.2023	Cumulative Expenditures as of 12.31.2023	Amount spent since last Annual Recovery Plan
3.4	Public Sector Capacity: Effective Service Delivery	\$600,000 Allocated as Projects	\$600,000	\$207,000	\$114,000



### Premium Pay (EC-4)

Category		Planned Expenditures as of 1.31.2024	Obligations as of 12.31.2023	Cumulative Expenditures as of 12.31.2023	Amount spent since last Annual Recovery Plan
4.1	Public Sector Employees	\$380,000 Allocated as Projects	\$380,000	\$380,000	\$0



### Revenue Replacement (EC-6)

Category		Planned Expenditures as of 1.31.2024	Obligations as of 12.31.2023	Cumulative Expenditures as of 12.31.2023	Amount spent since last Annual Recovery Plan
6.1	Provision of Government Services	\$10,000,000 Allocated as Projects	\$10,000,000	\$10,000,000	\$0



## Administrative (EC-7)

Category		Planned Expenditures as of 1.31.2024	Obligations as of 12.31.2023	Cumulative Expenditures as of 12.31.2023	Amount spent since last Annual Recovery Plan
7.1	Administrative Expenses	\$5,863,982 Allocated as Projects	\$3,763,156.69	\$3,015,685.57	\$1,656,414.11





## PROJECT INVENTORY

As presented above, Collier County has currently identified 20 projects falling under 14 expenditure sub-category areas in its initial Recovery Plan. These projects respond to partner feedback, information about outstanding needs and underserved populations, and public feedback. **However, given the long horizon, likelihood of evolving needs, and extensive expenditure category breadth, it is expected that projects and expenditure categories may change over time.**



### Project CC1.1: Affordable Housing – Mortgage and Rent

<b>Funding Amount</b>	\$8,933,968	<b>Project Expenditure Category</b>	EC 2.2 – Household Assistance: Rent, Mortgage, and Utility Aid
<b>Project Overview</b>	<p>Collier County will implement direct grant assistance to individuals and families in the form of rent, mortgage, utility assistance, and other expenses related to housing instability as defined by the County. Rental assistance may include first month's rent, last month's rent, and initial fees including but not limited to: relocation assistance, security deposit, application fee, utility fees, pet fees, or any other fees associated with obtaining a new lease agreement. The rental program will be available to individuals with income of 0% to 140% AMI, and the mortgage program will serve households up to 140% AMI, targeting residents in QCTs and those at or below 185% of the Federal Poverty Level. The program will provide a maximum of \$25,000 per household.</p> <p>The primary delivery mechanism will be through online applications, and the County will partner with all housing assistance and marketing entities for messaging. The intended outcome is to assist rental households and owner-occupied households to avoid eviction, foreclosure, and potentially homelessness.</p>		
<b>Goals &amp; Use of Evidence</b>	<p>The goal of Collier County's Mortgage and Rent project is to prevent an increase of individuals and families in poverty as exacerbated by COVID-19. While COVID-19 presented a new stressor to housing stability, rental and mortgage assistance programs acting via a cash transfer, are long established mechanisms for preventing loss of housing. The efficacy of state and local rental assistance programs during COVID-19 was provided by The National Low Income Housing Coalition, found at this link: <a href="#">Web Link</a>.</p> <p>The County intends to work with an Evidence Base and Impact Evaluation Team (CC3.5) to determine feasible evidence-based project expenditure amounts and other KPIs and evaluation techniques.</p>		
<b>Website</b>	<a href="https://www.colliercountyhousing.com/">https://www.colliercountyhousing.com/</a>		
<b>Timeline</b>	2021-2024		





## Project CC1.2: Help for Vulnerable Individuals and Families – Not for Profits

<b>Funding Amount</b>	\$1,500,000	<b>Project Expenditure Category</b>	EC 2.34 – Assistance to Impacted Nonprofit Organizations
<b>Project Overview</b>	<p>This project will provide \$1.5 million in the form of grants to Collier County nonprofit organizations that have been impacted by the pandemic. Grants will not exceed \$50,000 per entity, and applicants must show impacts such as decreased revenue, financial insecurity, increased costs, capacity to weather financial hardship, or challenges covering payroll.</p> <p>The project will be implemented through direct awards and competitive grants to nonprofit organizations that Outcomes will include sustained services to Collier County beneficiaries, as provided by assisted nonprofits.</p>		
<b>Goals &amp; Use of Evidence</b>	<p>The goal of this project is to assist Collier County nonprofit organizations, and by so doing, provide continuity and enhancement to the services offered to their constituent populations.</p> <p>Nonprofit subrecipients will implement these services. An evidence base is not required for this Expenditure Category, however the County is working with an Evidence Base and Impact Evaluation Team (CC3.5) to evaluate this project based on KPIs and analysis found in Appendix A.</p>		
<b>Website</b>	<a href="https://colliercf.org/">https://colliercf.org/</a>		
<b>Timeline</b>	2022-2026		



## Project CC1.3: Collier Comorbidity Care

<b>Funding Amount</b>	\$175,000	<b>Project Expenditure Category</b>	EC 1.14 Other Public Health Services
<b>Project Overview</b>	<p>This project will provide food, nutrition, and counseling services to impacted and disproportionately impacted Collier County residents to improve health and wellness. It includes home visits for low-income individuals with diminished mobility and meal delivery. This project will be implemented through a subrecipient agreement with a nonprofit partner organization.</p> <p>Nonprofit subrecipients will report on KPIs and project progress through a web-based software portal. Outputs include food deliveries and individuals served by public health consults.</p>		
<b>Goals &amp; Use of Evidence</b>	<p>The goal of this program is to improve overall health and provide nutritional education to families and individuals served. Families and Individuals served will be Treasury Impacted or Disproportionately Impacted populations.</p> <p>While EC 1.14 does not require an evidence base, studies show that comorbidities exacerbate COVID-19 (<a href="#">web link</a>). Further evidence and evaluation will be determined by the subrecipient's work with the Evidence Base and Impact Evaluation Team (CC 3.5).</p>		
<b>Website</b>	<a href="https://mealsofhope.org">https://mealsofhope.org</a>		
<b>Timeline</b>	2022-2026		



## Project CC1.4: Food Security for Collier County Residents

<b>Funding Amount</b>	\$5,115,000	<b>Project Expenditure Category</b>	EC 2.1 Household Assistance: Food Programs
<b>Project Overview</b>	<p>This project addresses food access, affordability, and infrastructure for healthy, fresh food. Funds will bolster emergency food operations, strengthen local food distribution systems, expand nutrition education, and reduce hunger. The primary delivery mechanism will be a sub-grantee agreement with Community Foundation of Collier County to support local food banks. The project will also support trainings and demonstrations of nutrition education and marketing for local food systems. Outcomes will include greater food security and higher nutrition for disadvantaged Collier County residents.</p>		
<b>Goals &amp; Use of Evidence</b>	<p>The goal of the project is to reduce hunger and malnutrition in Collier County, as exacerbated by COVID-19. Sub-grantees will draw from best practices in hunger relief organizations, as detailed by evidence such as that found here: <a href="#">Web Link</a>.</p> <p>Further evidence base will be detailed by the subrecipient. Alternatively, an impact evaluation may be conducted. The County intends to work with an Evidence Base and Impact Evaluation Team (CC3.5) to determine feasible evidence-based project expenditure amounts and other KPIs and evaluation techniques.</p>		
<b>Website</b>	<a href="https://colliercf.org/">https://colliercf.org/</a>		
<b>Timeline</b>	2021-2022		



## Project CC1.5: Mental Health Services

<b>Funding Amount</b>	\$6,861,444.31	<b>Project Expenditure Category</b>	EC 1.12 Mental Health Services
<b>Project Overview</b>	<p>This project will provide \$6.5 million for mental health services to individuals in Collier County. As a result of the pandemic, increased social isolation has exacerbated depressive and affective disorders; these funds will be used toward the outcome of reducing negative mental stresses in all individuals served.</p>		
<b>Goals &amp; Use of Evidence</b>	<p>The Goal of this project is to reduce mental health burdens and negative associated behaviors for all persons served. Evidence will be provided by sub-recipients to verify method, and impact evaluation will be utilized where appropriate.</p> <p>Nonprofit subrecipients will implement these services. Further evidence base will be detailed by the subrecipient. An impact evaluation may be conducted. The County intends to work with an Evidence Base and Impact Evaluation Team (CC3.5) to determine feasible evidence-based project expenditure amounts and other KPIs and evaluation techniques. Documentation on use of procedures as evidence based in literature was provided by subrecipient January 2022.</p> <p>Evidence bibliography has been reviewed as sufficient by Impact Evaluation Team as appropriate and can be provided upon request.</p>		
<b>Website</b>	<a href="https://davidlawrencecenters.org/">https://davidlawrencecenters.org/</a>		
<b>Timeline</b>	2021-2025		



Project CC1.6: Housing Navigators and Legal Services			
<b>Funding Amount</b>	\$391,032	<b>Project Expenditure Category</b>	EC 2.2 Household Assistance: Rent, Mortgage, and Utility Aid
<b>Project Overview</b>	<p>Housing Navigator Services will complement CC 1.1 Housing and Rental Assistance, in the form of “navigators” who assist persons at risk of eviction with navigating the Collier County Courts system. A housing navigator and legal services will be provided, who will assist residents to negotiate payment plans and other means of avoiding loss of housing.</p> <p>Outcomes will include lower rates of eviction among persons served as detailed in the KPI tables. The project began in 2022 with an agreement with a local not-for-profit housing counseling agency and legal aid nonprofit is developed – anticipated to run through 2024.</p>		
<b>Goals &amp; Use of Evidence</b>	<p>The first goal for this project is to decrease eviction rates among persons served. A second goal of this project is to extend housing services to Collier County’s most disadvantaged residents and reduce homelessness and housing instability.</p> <p>Evidence base for this project will be developed by the subrecipients and the FGCU impact evaluation team and maintained by FGCU. An impact evaluation may be conducted. The County intends to work with an Evidence Base and Impact Evaluation Team (CC3.5) to determine feasible evidence-based project expenditure amounts and other KPIs and evaluation techniques.</p>		
<b>Website</b>	<a href="https://collierlegalaid.org">https://collierlegalaid.org</a> and <a href="https://floridahelp.org">https://floridahelp.org</a> .		
<b>Timeline</b>	2022-2024		



## Project CC1.7: Collier Public Health Infrastructure

<b>Funding Amount</b>	\$2,700,000	<b>Project Expenditure Category</b>	EC 1.7 Other COVID-19 Public Health Expenses
<b>Project Overview</b>	<p>This project will provide funding toward the acquisition of much-needed fleet improvements for Collier County EMS. Pandemic-related calls increased strain on existing EMS transportation capital stock, accelerating asset depreciation and impacting the ability to provide a high level of service in public health and medical response. Through CC 1.7, up to seven new ambulances will be added to the EMS fleet to enhance response to medical emergencies throughout the recovery phase of the pandemic. Equipment supporting EMS services will be purchased to further outfit the ambulances, including but not limited to: radios, lighting, sirens, and health monitoring and healthcare equipment. This project will be implemented by Collier County EMS through an MOU agreement.</p> <p>A written justification of the project will be maintained by the County in accordance with <a href="#">Treasury Final Rule Capital Expenditure guidance</a> for projects with total capital expenditure between \$1 and \$10 Million.</p>		
<b>Goals &amp; Use of Evidence</b>	<p>The Goal of this project is to maintain and enhance a high level of service provided by Collier County EMS in direct services to the public.</p> <p>FGCU will work with the County subrecipient to finalize Key Performance Indicators and metrics, which will be updated in future versions of the Recovery Plan. An impact evaluation may be conducted. This Expenditure Category does not require an evidence base.</p>		
<b>Website</b>	<a href="https://www.colliercountyfl.gov/government/county-manager-operations/divisions/emergency-medical-services">https://www.colliercountyfl.gov/government/county-manager-operations/divisions/emergency-medical-services</a>		
<b>Timeline</b>	2022-2024		



## Project CC1.8: Affordable Housing – Collier County Emergency Rental Assistance

<b>Funding Amount</b>	\$1,436,018	<b>Project Expenditure Category</b>	EC 2.2 – Household Assistance: Rent, Mortgage, and Utility Aid
<b>Project Overview</b>	<p>Collier County recognizes the deep rental debt and fear of evictions and the loss of basic housing security experienced by many residents. COVID-19 has exacerbated an affordable housing crisis that predated the pandemic and that has deep disparities that threaten the strength of an economic recovery that must work for everyone and as such with the closure of ERA many households need some assistance through their ERA obligation period. To cover the needs of these impacted and disproportionately impacted families, Collier County will use ARP funds to assist. The program requirements for this project will mirror those of ERA2, families and expenditures will be administratively transferred from ERA2 to the Emergency Rental Assistance program to prevent any undue burden. It is the intent that this project will assist only through a current obligation, with a maximum amount of \$25,000 in assistance or 18 months whichever comes first, documentation requirements will mirror the ERA2 program.</p>		
<b>Goals &amp; Use of Evidence</b>	<p>The goal of Collier County’s Emergency Rental Assistance program is to decrease eviction rates and provide utility assistance to Collier County’s most disadvantaged residents and reduce homelessness and housing instability.</p> <p>The County intends to work with an Evidence Base and Impact Evaluation Team (CC3.5) to determine feasible evidence-based project expenditure amounts and other KPIs and evaluation techniques.</p>		
<b>Website</b>	<a href="https://www.colliercountyhousing.com/">https://www.colliercountyhousing.com/</a>		
<b>Timeline</b>	2021-2024		



Project CC1.9: Mental Health Services and Substance Abuse Services			
<b>Funding Amount</b>	\$315,000	<b>Project Expenditure Category</b>	EC 1.12 Mental Health Services
<b>Project Overview</b>	<p>This project will provide \$315,000 for mental health and substance abuse services to individuals in low to moderate-income areas in Collier County. As a result of the pandemic, increased social isolation has exacerbated depressive and affective disorders. The project funds will be used toward providing informal mental health and substance abuse counseling, referrals for primary care services and a variety of outreach events to address healthy lifestyles including physical and mental health.</p>		
<b>Goals &amp; Use of Evidence</b>	<p>The Goal of this project is to improve community prevention, advocacy, and education related to mental health and substance use disorders for all persons served. Evidence will be provided by sub-recipient to verify method, and impact evaluation will be utilized where appropriate.</p> <p>Nonprofit subrecipients will implement these services. Further evidence base will be detailed by the subrecipient. An impact evaluation may be conducted. The County intends to work with an Evidence Base and Impact Evaluation Team (CC3.5) to determine feasible evidence-based project expenditure amounts and other KPIs and evaluation techniques.</p> <p>Evidence bibliography has been reviewed as sufficient by Impact Evaluation Team as appropriate and can be provided upon request.</p>		
<b>Website</b>	<a href="https://healthcareswfl.org/">https://healthcareswfl.org/</a>		
<b>Timeline</b>	2021-2025		





Project CC3.1 Collier County Premium (Hazard) Pay for First Responders			
<b>Funding Amount</b>	\$380,000	<b>Project Expenditure Category</b>	EC 4.1: Premium Pay for Public Sector Employees
<b>Project Overview</b>	Collier County EMS workers provided critical COVID-19 response throughout the 2020 and 2021 pandemic. For these heroic efforts, Collier County will be providing a one-time, \$2,000 hazard pay distribution to each EMS employee for services rendered between March 2020 and the initiation of this award cycle. Goals include recognition of essential frontline work and increased employee retention. This project was implemented and completed during 2022.		
<b>Goals &amp; Use of Evidence</b>	Expenditure Category 4.1 does not require an evidence-based approach. Evaluation will include metrics on employee retention and job satisfaction, reported following the hazard pay.  This project expenditure category does not require an evidence-based allocation.		
<b>Website</b>	<a href="https://www.colliercountyhousing.com/">https://www.colliercountyhousing.com/</a>		
<b>Timeline</b>	2022		



## Project CC3.2: Public Health and Safety Operations and Response

<b>Funding Amount</b>	\$15,166,770	<b>Project Expenditure Category</b>	EC 3.1 Public Sector Workforce: Payroll and Benefits for Public Health, Public Safety, or Human Services Workers
<b>Project Overview</b>	<p>This project will cover costs incurred by Collier County Emergency Medical Services to cover payroll and benefits of employees responding to COVID-19. Staff will attest to COVID-19 related work activities. This project will begin once monitoring protocols have been established, following submission of the Recovery Plan. Outcomes include maintaining employee retention.</p>		
<b>Goals &amp; Use of Evidence</b>	<p>Goals for this project are maintained employee retention. While this project expenditure category does not require an evidence base, activity will be monitored to ensure activities correspond to COVID-19 response.</p> <p>This project does not require evidence-based allocations.</p>		
<b>Website</b>	<a href="https://www.colliercountyfl.gov/government/county-manager-operations/divisions/emergency-medical-services">https://www.colliercountyfl.gov/government/county-manager-operations/divisions/emergency-medical-services</a>		
<b>Timeline</b>	2023-2026		



## Project CC3.3: Administration

<b>Funding Amount</b>	\$5,863,982	<b>Project Expenditure Category</b>	EC 7.1 Administrative Expenses
<b>Project Overview</b>	<p>This project covers staff and consultant activities dedicated to ensuring program compliance, monitoring, auditing, and administration. Staff are obligated through March 2027 to assist with closeout and final reporting. This project will -be responsible for the submission of the Recovery Plan and continue throughout the duration of allowable SLFRF funding timelines. It will primarily involve Collier County and consultant partners. Outcomes include compliance and monitoring for all other SLFRF Recovery Plan projects.</p>		
<b>Goals &amp; Use of Evidence</b>	<p>Goals for this project are project success for all other areas within the Recovery Plan. While this project expenditure category does not require an evidence base, Collier County is committed to open, transparent, efficient government and is keeping administrative costs to lower than 10%.</p> <p>This project does not require evidence-based allocations.</p>		
<b>Website</b>	<a href="https://www.colliercountyhousing.com/">https://www.colliercountyhousing.com/</a>		
<b>Timeline</b>	2021-2026		



Project CC3.4: Public Health and Safety Operations and Response			
<b>Funding Amount</b>	\$2,000,000	<b>Project Expenditure Category</b>	EC 1.9 COVID-19 Assistance to Non-Profits
<b>Project Overview</b>	<p>The NCH Healthcare System is a not-for-profit, multi-facility healthcare system located in Naples, Florida. NCH and the medical facilities and hospitals that fall under their jurisdiction have been on the frontline of the public health emergency providing services to prevent and mitigate COVID-19 to the general public. Responding to the pandemic required NCH to increase their COVID-19 treatment capacity. The market for nursing staff was highly competitive and staffing shortfalls were a challenge. In addition, due to staffing shortfalls in the summer, the hospital was required to fill nursing positions through staffing agencies. The goal of the grant to NCH is to mitigate financial hardship by offsetting the increased personnel payroll costs due to COVID-19 and maintain safe nursing staffing levels to patient census to ensure safety and quality of care delivery. Staff will attest to COVID-19 related work activities and outcomes include maintaining nursing staffing levels to care for COVID-19 patients.</p>		
<b>Goals &amp; Use of Evidence</b>	<p>The goals of this project are to offset increased personnel payroll costs due to COVID-19 and maintain safe nurse staffing levels to patient census to ensure safety and quality of care delivery.</p> <p>This project does not require evidence-based allocations.</p>		
<b>Website</b>	<a href="https://nchmd.org">https://nchmd.org</a>		
<b>Timeline</b>	2022-2026		



## Project CC3.5: Evaluation and Data Analysis

<b>Funding Amount</b>	\$600,000	<b>Project Expenditure Category</b>	EC 3.4 Public Sector Capacity: Effective Service Delivery
<b>Project Overview</b>	<p>This project will create the systems and evaluation processes to assist Collier County ARP projects to measure impact transparently and with a focus on efficacy, equity, and efficiency. It will include services procured to assist with meeting Treasury Guidelines on evidence base and impact evaluation for all relevant Collier ARP projects.</p> <p>Outcomes include evaluation and analysis that leads to optimized health, food security, housing, medical, disadvantaged services, and economic support programs in Collier County.</p>		
<b>Goals &amp; Use of Evidence</b>	<p>Goals for this project include high level of service in measuring and evaluating Collier County ARP projects, such that residents, businesses, and nonprofits are served in ways that improve community health and prosperity. This project will streamline and refine the use of evidence and monitoring for all projects proposed in the recovery plan requiring evidence and evaluation.</p> <p>This project does not require evidence-based allocations.</p>		
<b>Website</b>	<a href="https://www.fgcu.edu/">https://www.fgcu.edu/</a>		
<b>Timeline</b>	2022-2026		



## Project CC 3.6: Collier County Revenue Replacement

<b>Funding Amount</b>	\$10,000,000	<b>Project Expenditure Category</b>	EC 6.1 Provision of Government Services
<b>Project Overview</b>	<p>This project involves election of the use of Treasury’s standard \$10 Million dollar Revenue Replacement option, enabled via the 2022 SLFRF Final Rule. These funds will be utilized to provide government services normally provided in Collier County. Collier County will implement the project. Project Key Performance Metrics include tracking the dollars spent to date on provision of government services, and number of Public Safety personnel supported.</p> <p>This project addresses the need for government services traditionally provided by Collier County, which have been impacted by pandemic related volatility, namely public safety.</p>		
<b>Goals &amp; Use of Evidence</b>	<p>The goal of this project is to enable provision of government services typically provided by Collier County, which have been negatively impacted by pandemic volatility. While this expenditure category does not require an evidence based, these activities represent Collier’s long-time commitment to excellence in the provision of public services. Evaluation will occur via tracking of Key Performance Indicators.</p> <p>This project expenditure category does not require an evidence-based allocation.</p>		
<b>Website</b>	<a href="https://www.colliercountyhousing.com/">https://www.colliercountyhousing.com/</a>		
<b>Timeline</b>	2022-2026		



## Project CC4.1 Collier County Library – Community Outreach, Literacy, and Education (COLE)

<b>Funding Amount</b>	\$505,000	<b>Project Expenditure Category</b>	EC 2.24 Addressing Educational Disparities: Aid to High Poverty Districts
<b>Project Overview</b>	<p>The Community Outreach, Literacy and Education (COLE) Program will provide educational sessions at the Golden Gate and Immokalee libraries, both serving Qualified Census Tract (QCT) populations. The library will offer a minimum of three sessions per week to support literacy and improved educational outcomes of local school-age students in grades K-12. A COLE coordinator will serve at each branch, preparing for and overseeing community outreach and homework including English as a Second Language (ESOL). The COLE Program includes the use of laptops for access to online educational resources and materials for instructional sessions for use by students and staff. To support homework help through the COLE program, additional visual, print and audio materials will be purchased to support instruction during the session and for students to check out to practice reading comprehension. Outcomes include increased positive attitude on the survey provided, towards reading as self-reported by students participating in homework assistance sessions.</p>		
<b>Goals &amp; Use of Evidence</b>	<p>The project will be measured in terms of program registration, attendance, and increased positive attitude towards reading as self-reported by students participating in homework assistance sessions.</p> <p>This project expenditure category does not require an evidence-based allocation.</p>		
<b>Website</b>	<a href="https://www.collierlibrary.org">https://www.collierlibrary.org</a> .		
<b>Timeline</b>	2022-2026		



## Project CC 4.2 University Extension, Reaching More – Extension Education

<b>Funding Amount</b>	\$528,859.69	<b>Project Expenditure Category</b>	EC 2.1 Household Assistance: Food Programs
<b>Project Overview</b>	<p>This project involves nutrition education, healthy meals through food purchases, meal preparation, and activities to improve dietary quality, nutrition literacy, and reduce overall health disparities exacerbated by the pandemic. This project will be executed by the University of Florida Institute of Food and Agricultural Science (UF IFAS) Extension Collier County (AKA University Extension Services). A memorandum of understanding will be developed between Collier County and University Extension Services (UES) to implement this project. Outcomes include participation in activities and education to improve knowledge of cost-effective meal preparation and the importance of fruits and vegetable intake for enhancing health.</p>		
<b>Goals &amp; Use of Evidence</b>	<p>The goal of this project is to extend the outreach of Extension through increased support of food assistance through nutrition education to low-income Collier County residents who have been adversely affected by COVID, by providing nutrition education to SNAP-eligible recipients in Collier County.</p> <p>Evidence for nutrition education, nutrition literacy, and grocery store tours, particularly when accompanied by healthy food demonstrations as a means of improving food security and dietary intake, have been shown to be effective through research. Full evidence base will be maintained by the FGCU Impact Evaluation Team. The program will be evaluated in accordance with goals, such as by participant behavior change through pre- and post-test measures.</p> <p>Collier County UF Extension Office will implement these services.</p> <p>This project involves collaboration with an Evidence Base and Impact Evaluation Team (CC3.5) to evaluate evidence-based project expenditure amounts, KPIs and evaluation techniques.</p>		
<b>Website</b>	<a href="https://sfyl.ifas.ufl.edu/collier/">https://sfyl.ifas.ufl.edu/collier/</a>		
<b>Timeline</b>	2022-2026		





## Project CC4.3: Collier County Museums – Immokalee Pioneer Museum

<b>Funding Amount</b>	\$561,490	<b>Project Expenditure Category</b>	EC 2.1 Household Assistance: Food Programs
<b>Project Overview</b>	<p>This project consists of recreating a 1.25-acre citrus grove and half-acre garden at Immokalee Pioneer Museum, to provide access to healthier fruit and vegetable options to individuals experiencing food insecurity due to hardships exacerbated by the COVID-19 pandemic.</p> <p>The project will be implemented through a memorandum of understanding with Collier County Museums. Outcomes will include lower food insecurity as tracked by produce distributed over the life of the project.</p>		
<b>Goals &amp; Use of Evidence</b>	<p>Goals of this project include decreased food insecurity for residents within the QCTs surrounding Immokalee. Evidence base supports community gardens provide participants with easier access healthier food options those who participate consume more fruits and vegetables throughout the day than non-community garden program participants.</p> <p>Collier County Museums will implement this service. Further evidence base will be detailed through the MOU. Full evidence based is maintained by FGCU Impact and Evaluation Team and is available upon request.</p> <p>This project involves collaboration with an Evidence Base and Impact Evaluation Team (CC3.5) to evaluate evidence-based project expenditure amounts, KPIs and evaluation techniques.</p>		
<b>Website</b>	<a href="https://colliermuseums.com">https://colliermuseums.com</a>		
<b>Timeline</b>	2022-2026		




## Project CC4.4: Collier County Affordable Housing

<b>Funding Amount</b>	\$11,479,137	<b>Project Expenditure Category</b>	EC 2.15 Long-term Housing Security: Affordable Housing
<b>Project Overview</b>	<p>This project involves the creation of a Loan Fund and a Grant Program that will provide capital to Internal Revenue Code (IRC) Section 42 Low Income Housing Tax Credit (LIHTC), IRC Section 142 Tax Exempt Bond-eligible projects, or other qualifying affordable housing projects located in Collier County. Capital provided in the form of loans will be accounted for in accordance with the Treasury Final Rule, “Treatment of Loans” section. Capital provided in the form of grants will be managed as a subrecipient agreement with the Developer. Grants or loans will be utilized to cover all eligible development costs associated with delivery of new affordable housing units, to include but not limited to construction, permitting, survey, developer fees, impact fee and labor and materials.</p> <p>Flexibility of capital access options is intended to facilitate maximum leverage of the program; hence, both loans and grants will be available.</p>		
<b>Goals &amp; Use of Evidence</b>	<p>The goal for this program is to provide development assistance for affordable housing which serves Collier County impacted and disproportionately impacted households.</p> <p>Evidence supporting affordable housing interventions has been gathered by FGCU and can be provided upon request.</p>		
<b>Website</b>	<a href="https://www.mcdprop.com/">https://www.mcdprop.com/</a> and <a href="https://www.ruralneighborhoods.org/">https://www.ruralneighborhoods.org/</a>		
<b>Timeline</b>	2023-2026		



## Project CC4.5: Collier Access to Care

<b>Funding Amount</b>	\$250,000	<b>Project Expenditure Category</b>	EC 1.14 Other Public Health Services
<b>Project Overview</b>	<p>This project will provide medical services to Impacted and Disproportionately Impacted Collier County residents, including primary, urgent, and specialized care. Individuals with acute and chronic health concerns will be connected to physicians, nurse practitioners, and other healthcare professionals offering pro-bono services through a nonprofit intermediary organization. This project will be implemented through a subrecipient agreement with a nonprofit partner organization.</p> <p>Nonprofit subrecipients will report on KPIs and project progress through a web-based software portal. Outputs include referrals made, services provided, and physicians recruited to join the service provider network.</p>		
<b>Goals &amp; Use of Evidence</b>	<p>The goal of this program is to address general and specialized illness for beneficiaries served through medical treatment. Individuals served will be Treasury Impacted or Disproportionately Impacted populations.</p> <p>While EC 1.14 does not require an evidence base, studies show that comorbidities exacerbate COVID-19 (<a href="#">web link</a>). Further evidence and evaluation will be determined by the subrecipient's work with the Evidence Base and Impact Evaluation Team (CC 3.5).</p>		
<b>Website</b>	<a href="http://www.plancc.org">www.plancc.org</a>		
<b>Timeline</b>	2022-2024		



# PERFORMANCE REPORT

## COLLIER KEY PERFORMANCE INDICATORS

Key Performance Indicators (KPIs), in addition to those mandated by the Treasury, reflect individuals, families, and businesses served, with an emphasis on outcomes that increase access, decrease negative health outcomes, and evaluate the efficiency, efficacy, and equity.

For the August 31, 2021, Recovery Plan, Key Performance Indicators – i.e., outputs and outcomes – have been defined broadly in response to current project definition. *As sub-recipient agreements and MOUs are composed, outputs and outcomes may shift to reflect the implementing organization’s specific logic model.*


Please see Appendix A: Collier County KPI Compendium for evaluation on KPIs. From the Collier County inventory of projects, the following KPIs have been developed by expenditure category. The first table provides an overview of KPIs; the second provides data inputs for the current year.



Expenditure Category	Associated Projects	Output KPIs	Outcome KPIs
<b>EC 1.7</b>	CC 1.7 Collier Public Health Infrastructure	<ul style="list-style-type: none"> <li>Number of fully outfitted Ambulances acquired for Collier EMS emergency response</li> </ul>	<ul style="list-style-type: none"> <li>Improved response times for EMS services, as measured by a year-over-year comparison, pre- and post-acquisition of new EMS vehicles</li> </ul>
<b>EC 1.9</b>	CC 3.4 Public Health and Safety Operations and Response	<ul style="list-style-type: none"> <li>Maintain sufficient nurse staffing levels during the pandemic to ensure patient safety</li> </ul>	<ul style="list-style-type: none"> <li>Maintain the appropriate level of nursing staffing as evidenced by the ratio of nursing FTE's to Patient Census.</li> </ul>

Expenditure Category	Associated Projects	Output KPIs	Outcome KPIs
<p><b>EC 1.12</b></p>	<p>CC 1.5 Mental Health Services</p>	<ul style="list-style-type: none"> <li>• At least 8500 total crisis stabilization bed days</li> <li>• At least 1100 persons served annually.</li> <li>• Readmission rates at 30, 90, and 180 days</li> </ul>	<ul style="list-style-type: none"> <li>• 75% of individuals served in the Crisis Stabilization Units will receive evidence-based suicide risk screening using the Columbia-Suicide Severity Rating Scale (C-SSRS)</li> <li>• 75% of individuals served in the Crisis Stabilization Units will participate in evidence-based safety planning (Stanley-Brown Safety Plan) to mitigate risk factors and strengthen protective factors post-discharge</li> </ul>

Expenditure Category	Associated Projects	Output KPIs	Outcome KPIs
<b>EC 1.12</b>	CC 1.9 Mental Health and substance abuse Services	<ul style="list-style-type: none"> <li>• Number of individuals served.</li> <li>• Number of outreach services.</li> </ul>	<ul style="list-style-type: none"> <li>• Total number of referrals to provider agencies.</li> </ul>
<b>EC 1.14</b>	CC 1.3 Collier Comorbidity Care	<ul style="list-style-type: none"> <li>• Total number of Home Food Deliveries</li> <li>• Number of services beneficiaries received.</li> <li>• Dollar value of donated food and services</li> <li>• Number of unduplicated individuals and families served</li> <li>• Total individuals served</li> </ul>	<ul style="list-style-type: none"> <li>• Increased number of beneficiary services provided, measured quarter-over-quarter</li> </ul>

Expenditure Category	Associated Projects	Output KPIs	Outcome KPIs
<p><b>EC 1.14 (Continued)</b></p>	<p>CC 4.5 Health and Wellness Promotion</p>	<ul style="list-style-type: none"> <li>• Total number of patients referred by PLAN to medical providers in their network.</li> <li>• Number of services that referred patients received.</li> <li>• Dollar value of donated services as reported by medical providers in PLAN's network.</li> <li>• Number of new medical providers enrolled in PLAN's network</li> </ul>	<ul style="list-style-type: none"> <li>• At least 370 patients referred annually to medical providers in the PLAN network for services.</li> <li>• Referred patients will receive a minimum of 2400 services annually.</li> <li>• At least \$3,000,000 worth of donated services annually, reported by medical providers in the PLAN network.</li> <li>• At least 2 new medical providers will be enrolled in PLAN during the agreement period of performance.</li> </ul>
 <p><b>EC 2.1</b></p>	<p>CC 1.4 Food Security for Collier County Residents</p>	<ul style="list-style-type: none"> <li>• Support at least five Food Banks or Pantries serving Residents of Collier County</li> <li>• Support a minimum of 10,000 households in Collier County with food security goods and services, with demographic and QCT info for populations served</li> </ul>	<ul style="list-style-type: none"> <li>• 75% of distributed food packages will include nutrition and/or healthy diet information</li> <li>• Children ages 18 or younger will be at least 25% beneficiaries of all food pantry distributions</li> <li>• At least 40% of funds expended for food distribution will be in a Collier QCT</li> </ul>

Expenditure Category	Associated Projects	Output KPIs	Outcome KPIs
<b>EC 2.1 (Continued)</b>	CC 4.2 University Extension – Reaching More	<ul style="list-style-type: none"> <li>Number of households participating in evidence-based nutrition education programs.</li> </ul>	<ul style="list-style-type: none"> <li>Number of households in nutrition education programs who increase their knowledge of cost-efficient healthy meal preparation and how increased fruit and vegetable consumption supports nutrition for improved health.</li> </ul>
<b>EC 2.1 (Continued)</b>	CC 4.3 Collier County Museums: Immokalee Pioneer Museum	<ul style="list-style-type: none"> <li>Number of households receiving food assistance.</li> </ul>	<ul style="list-style-type: none"> <li>Number of repeat participants that self-report increased fruit and vegetable consumption based on Behavioral Risk Factor Surveillance System (BRFSS) Fruit and Vegetable questions.</li> </ul>
<b>EC 2.2</b>	CC 1.1 Affordable Housing – Mortgage and Rent	<ul style="list-style-type: none"> <li>Number of persons receiving rent, mortgage, or utility assistance</li> </ul>	<ul style="list-style-type: none"> <li>40% of persons or households will be impacted or disproportionately impacted population, as defined by Treasury.</li> <li>100% of homeowners served will receive housing counseling services.</li> </ul>



Expenditure Category	Associated Projects	Output KPIs	Outcome KPIs
<b>EC 2.2 (Continued)</b>	CC 1.6 – Housing Navigators and Legal Services	<ul style="list-style-type: none"> <li>• Number of persons or households receiving eviction prevention services</li> <li>• Number of persons or households served that are impacted or disproportionately impacted population, as defined by Treasury</li> <li>• Number of persons or households referred to Legal Aid</li> </ul>	<ul style="list-style-type: none"> <li>• 25% of persons or households served will be impacted or disproportionately impacted, as defined by Treasury</li> <li>• 25% of cases will result in successful eviction prevention</li> </ul>
<b>EC 2.2 (Continued)</b>	CC 1.8 Affordable Housing – Collier County Emergency Rental Assistance	<ul style="list-style-type: none"> <li>• Number of persons receiving rent, or utility assistance.</li> </ul>	<ul style="list-style-type: none"> <li>• 100% of households assisted will be impacted or disproportionately impacted population, as defined by Treasury.</li> </ul>

Expenditure Category	Associated Projects	Output KPIs	Outcome KPIs
<b>EC 2.15</b>	CC 4.4 Collier County Affordable Housing	<ul style="list-style-type: none"> <li>Number of affordable housing units preserved or developed.</li> </ul>	<ul style="list-style-type: none"> <li>Percentage increase in number of affordable housing units preserved or developed.</li> <li>Percentage of units developed benefitting those 65% AMI and 80% AMI.</li> </ul>
<b>EC 2.24</b>	CC 4.1 Collier County Libraries	<ul style="list-style-type: none"> <li>Number of students participating in evidence-based tutoring programs.</li> </ul>	<ul style="list-style-type: none"> <li>Increased positive attitude towards reading as self-reported by students participating in homework assistance sessions.</li> </ul>
<b>EC 2.34</b>	CC 1.2 Help for Vulnerable Individuals and Families-Aid to Not For Profits	<ul style="list-style-type: none"> <li>Number of Nonprofit Organizations receiving assistance (for this reporting period)</li> <li>Number of Nonprofit Organizations approved to receive assistance located in QCTs (for this reporting period)</li> </ul>	<ul style="list-style-type: none"> <li>Total dollar amount of salary support for Nonprofit Organizations provided (for this reporting period)</li> </ul>



Expenditure Category	Associated Projects	Output KPIs	Outcome KPIs
<b>EC 3.1</b>	CC 3.2 Public Health and Safety Operations	<ul style="list-style-type: none"><li>Number of government FTEs responding to COVID-19 supported under this authority</li></ul>	<ul style="list-style-type: none"><li>Maintain employee retention</li></ul>
<b>EC 3.4</b>	CC 3.5 Evaluation and Data Analysis	<ul style="list-style-type: none"><li>Number of projects for which evaluation data has been negotiated with subrecipient</li><li>Number of projects for which evaluation plans have been defined and implemented</li><li>Number of projects for which evidence base has been refined</li></ul>	<ul style="list-style-type: none"><li>Annual Key Outcome Goal assessments</li></ul>
<b>EC 4.1</b>	CC 3.1 Collier County Premium (Hazard) Pay for First Responders	<ul style="list-style-type: none"><li>Number of staff provided premium (hazard) pay benefits</li></ul>	<ul style="list-style-type: none"><li>Lower turnover rate in job categories receiving premium (hazard) pay</li></ul>
<b>EC 6.1</b>	CC 3.6 Provision of Government Services	<ul style="list-style-type: none"><li>Dollars spent on provision of government services to date.</li></ul>	<ul style="list-style-type: none"><li>Number of Public Safety Personnel supported</li></ul>

Expenditure Category	Associated Projects	Output KPIs	Outcome KPIs
<b>EC 7.1</b>	CC 3.3 Administration	<ul style="list-style-type: none"> <li>• Dollar amount of funds encumbered to ARPA Projects</li> </ul>	<ul style="list-style-type: none"> <li>• Number of timely Treasury submissions for Collier County ARPA</li> </ul>

**Collier Key Performance Indicators Data Inputs**

			<b>FY 2023 (Oct 2022-Sept 2023)</b>			
			<i>Quarter 1</i>	<i>Quarter 2</i>	<i>Quarter 3</i>	<i>Quarter 4</i>
<b>EC 1.7</b>	<b>CC 1.7</b>	<b>Collier Public Health Infrastructure</b>				
	Output	Number of fully outfitted Ambulances acquired for Collier EMS emergency response				
	Outcome	Improved response times for EMS service, as measured by a year-over-year comparison, pre- and post-acquisition of new EMS vehicles				
<b>EC 1.9</b>	<b>CC 3.4</b>	<b>Public Health and Safety Operations and Response</b>				
	Output	Maintain appropriate nurse staffing levels during the pandemic to ensure patient safety				
	Outcome	Maintain the sufficient level of nursing staffing as evidenced by the ratio of nursing FTE's to Patient Census				
<b>EC 1.12</b>	<b>CC 1.5*</b>	<b>Mental Health Services</b>				
	Output	At least 8500 total crisis stabilization bed days	3,051	3,413	3,218	2,904
	Output	At least 1100 clients served per year	468	523	1,299	1721
	Output	Readmission rates at 30, 90, and 180 days	10, 16, 21	13, 19, 21	11, 16, 23	11, 17, 20
	Outcome	75% of individuals served in the Crisis Stabilization Units will receive evidence-based suicide risk screening using the Columbia-Suicide Severity Rating Scale (C-SSRS)	99%	97%	96%	98%

			<b>FY 2023 (Oct 2022-Sept 2023)</b>			
			<b>Quarter 1</b>	<b>Quarter 2</b>	<b>Quarter 3</b>	<b>Quarter 4</b>
	Outcome	75% of individuals served in the Crisis Stabilization Units will participate in evidence-based safety planning (Stanley-Brown Safety Plan) to mitigate risk factors and strengthen protective factors post-discharge	93%	91%	93%	96%
<b>EC 1.12</b>	<b>CC 1.9</b>	<b>Mental Health and Substance Abuse Services</b>				
	Output	Number of individuals served				
	Output	Number of outreach services				
	Outcome	Total number of referrals to provider agencies				
<b>EC 1.14</b>	<b>CC 1.3</b>	<b>Collier Comorbidity Care</b>				
	Output	Total number of Home Food Deliveries				
	Output	Number of services beneficiaries received				
	Output	Dollar value of donated food and services				
	Output	Number of unduplicated individuals and families served				
	Output	Total individuals served				
	Outcome	Increased number of beneficiary services provided, measured quarter-over-quarter				
<b>EC 1.14</b>	<b>CC 4.5</b>	<b>Collier Access to Care</b>				
	Output	Total number of patients referred by PLAN to medical providers in their network	152	113	130	143

			<b>FY 2023 (Oct 2022-Sept 2023)</b>			
			<b>Quarter 1</b>	<b>Quarter 2</b>	<b>Quarter 3</b>	<b>Quarter 4</b>
	Output	Number of services that referred patients received	537	538	594	606
	Output	Dollar value of donated services as reported by medical providers in PLAN's network	\$877,908.00	\$928,369.00	\$1,036,059.00	\$1,118,741.00
	Output	Number of new medical providers enrolled in PLAN's network	0	0	1	0
	Outcome	At least 370 patients referred annually to medical providers in the PLAN network for services	152	113	130	143
	Outcome	Referred patients will receive a minimum of 2400 services annually	537	538	594	606
	Outcome	At least \$3,000,000 worth of donated services annually, reported by medical providers in the PLAN network	\$877,908.00	\$928,369.00	\$1,036,059	\$1,118,741.00
	Outcome	At least 2 new medical providers will be enrolled in PLAN during the agreement period of performance	0	0	1	0
<b>EC 2.1</b>	<b>CC 1.4**</b>	<b>Food Security for Collier County Residents*</b>				
	Output	Support at least five Food Banks or Pantries serving Residents of Collier County				
	Output	Support a minimum of 10,000 households in Collier County with food security goods and services, with demographic and QCT info for populations served				

			<b>FY 2023 (Oct 2022-Sept 2023)</b>			
			<b>Quarter 1</b>	<b>Quarter 2</b>	<b>Quarter 3</b>	<b>Quarter 4</b>
	Outcome	75% of distributed food packages will include nutrition and/or healthy diet information				
	Outcome	Children ages 18 or younger will be at least 25% beneficiaries of all food pantry distributions				
	Outcome	At least 40% of funds expended for food distribution will be in a Collier QCT				
<b>EC 2.1</b>	<b>CC 4.2</b>	<b>University Extension - Reaching More</b>				
	Output	Number of households participating in evidence-based nutrition education programs		170		
	Outcome	Number of households in nutrition education programs who increase their knowledge of cost-efficient healthy meal preparation and how increased fruit and vegetable consumption supports nutrition for improved health.		170		
<b>EC 2.1</b>	<b>CC 4.3</b>	<b>Collier County Museums: Immokalee Pioneer Museum</b>				
	Output	Number of households receiving food assistance				
	Outcome	Number of repeat participants that self-report increased fruit and vegetable consumption based on CDC Behavioral Risk Factor Surveillance System (BRFSS) Fruit and Vegetable questions				
<b>EC 2.2</b>	<b>CC 1.1</b>	<b>Affordable Housing - Mortgage and Rent</b>				
	Output	Number of persons or households receiving rent, mortgage, or utility assistance	111	66	20	3



			<b>FY 2023 (Oct 2022-Sept 2023)</b>			
			<b>Quarter 1</b>	<b>Quarter 2</b>	<b>Quarter 3</b>	<b>Quarter 4</b>
	Outcome	40% of households will be impacted or disproportionately impacted population, as defined by Treasury	100%	100%	100%	100%
	Outcome	100% of homeowners served will receive housing counseling services	100%	100%	100%	100%
<b>EC 2.2</b>	<b>CC 1.6</b>	<b>Housing Navigators and Legal Services</b>				
	Output	Number of persons or households receiving eviction prevention services	18, 70	4, 30	36	43
	Output	Number of persons or households served that are impacted or disproportionately impacted, as defined by Treasury	18, 70	4, 32	36	43
	Output	Number of persons or households referred to Legal Aid				
	Outcome	25% of persons or households served will be impacted or disproportionately impacted, as defined by Treasury	100%, 100%	100%, 100%	100%	100%
	Outcome	25% of cases will result in successful eviction prevention	94%, 66%	100%, 32%	54%	45%
<b>EC 2.2</b>	<b>CC 1.8</b>	<b>Affordable Housing – Collier County Emergency Rental Assistance</b>				
	Output	Number of persons or households receiving rent or utility assistance			6	0

			<b>FY 2023 (Oct 2022-Sept 2023)</b>			
			<i>Quarter 1</i>	<i>Quarter 2</i>	<i>Quarter 3</i>	<i>Quarter 4</i>
	Outcome	100% of households assisted will be impacted or disproportionately impacted population, as defined by Treasury			100%	
<b>EC 2.15</b>	<b>CC 4.4</b>	<b>Collier County Affordable Housing</b>				
	Output	Number of affordable housing units preserved or developed				
	Outcome	Percentage increase in number of affordable housing units preserved or developed				
	Outcome	Percentage of units developed benefitting those 65% AMI and 80% AMI				
<b>EC 2.24</b>	<b>CC 4.1</b>	<b>Collier County Library – Community Outreach, Literacy, and Education (COLE)</b>				
	Output	Number of students participating in evidence-based tutoring programs.	81	119	78	106
	Outcome	Increased positive attitude towards reading as self-reported by students participating in homework assistance sessions.	0			26
<b>EC 2.34</b>	<b>CC 1.2</b>	<b>Help for Vulnerable Individuals and Families</b>				
	Output	Number of Nonprofit Organizations receiving assistance (for this reporting period)		5	8	12
	Output	Number of Nonprofit Organizations approved to receive assistance located in QCTs (for this reporting period)		5	8	8
	Outcome	Total dollar amount of salary support for Nonprofit Organizations provided (for this reporting period)		\$133,956.53	\$232,488.13	\$433,849.01

			<b>FY 2023 (Oct 2022-Sept 2023)</b>			
			<i>Quarter 1</i>	<i>Quarter 2</i>	<i>Quarter 3</i>	<i>Quarter 4</i>
<b>EC 3.1</b>	<b>CC 3.2</b>	<b>Public Health and Safety Operations</b>				
	Output	Number of government FTEs responding to COVID-19 supported under this authority			188	207
	Outcome	Maintain employee retention				
<b>EC 3.4</b>	<b>CC 3.5</b>	<b>Evaluation and Data Analysis</b>				
	Output	Number of projects for which evaluation data has been negotiated with subrecipient	20	21	23	
	Output	Number of Projects for which evaluation plans have been defined and implemented	20	21	23	
	Output	Number of projects for which evidence base has been refined	14	14	16	
	Outcome	Annual Key Outcome Goal Assessments	20	5	5	
<b>EC 4.1</b>	<b>CC 3.1</b>	<b>Premium (Hazard) Pay</b>				
	Output	Number of staff provided premium (hazard) pay benefits		191		
	Outcome	Lower turnover rate in job categories receiving premium (hazard) pay		13		
<b>EC 6.1</b>	<b>CC 3.6</b>	<b>Provision of Government Services</b>				
	Output	Dollars spent on provision of government services to date				
	Outcome	Number of Public Safety personnel supported				

			<b>FY 2023 (Oct 2022-Sept 2023)</b>			
			<i>Quarter 1</i>	<i>Quarter 2</i>	<i>Quarter 3</i>	<i>Quarter 4</i>
<b>EC 7.1</b>	<b>CC 3.3</b>	<b>Administration</b>				
	Output	Dollar amount of funds encumbered to ARPA projects	\$52,339,572.15	\$52,616,708.72	\$57,701,620.16	
	Outcome	Number of timely Treasury submissions for Collier County ARPA	1	1	1	1

\*CC 1.5 Entries for Output KPIs (At least 8500 total crisis stabilization beds and At least 75 clients served per year) are cumulative for quarters 1-3. \*\*CC 1.4 Entries are cumulative for entire 2021 calendar year, entered in Q1 FY2022.

## **Mandatory Performance Indicators (Federally Required)**

### *a. Household Assistance and Housing Support:*

- *Number of people or households receiving eviction prevention services (including legal representation)*
- *Number of affordable housing units preserved or developed*

Collier County is pursuing projects in household assistance through its rental and mortgage assistance program and will collect information about people and households receiving eviction prevention services via project CC 1.6. Additionally, CC 4.4, Collier County Affordable Housing, will report on number of affordable housing units preserved or developed.

### *b. Negative Economic Impacts (EC 2):*

- *Number of workers enrolled in sectoral job training programs*
- *Number of workers completing sectoral job training programs*
- *Number of people participating in summer youth employment programs*

Collier County's assistance for negative economic impacts includes grants for business recovery and business resilience counseling, technical services, and technology upgrade funding. While the projects are intended to positively benefit workers, sectoral job training programs are not a current ARP funded project; thus, data thereon is not going to be captured.

### *c. Education Assistance:*

- *Number of students participating in evidence-based tutoring programs*

Collier County projects CC 4.1 and 4.3 target Education Services to high poverty districts, and to the extent that activities within each project consist of tutoring services, data will be collected on students participating therein.

### *d. Healthy Childhood Environments:*

- *Number of children served by childcare and early learning (pre-school/pre-K/ages 3- 5)*
- *Number of families served by home visiting*

Collier County has not allocated project funding directly for childcare, early learning, or home visitations at this time. Should sub-recipient projects emerge that included childcare or home visits, data will be collected thereon.

**Ineligible Activities: Tax Offset Provision (States and territories only)**

**Collier County Florida is not required to report on these items.**

Item	Amount
a. Revenue-reducing Covered Changes	\$0.00

*See Section C (11) on page 33 of the Reporting Guidance for additional information.*

## SUMMARY AND NEXT STEPS

### 2021

This plan represents the first phase in a multi-year process of reporting and plan implementation. Through it, Collier County has created a roadmap for utilizing the \$74,762,701 awarded by the Treasury to spur recovery in an efficient, effective, and equitable fashion.

As mentioned in the Executive Summary, six more iterations of this plan – delivered as an *Annual Report* – will be created between August 31, 2021, and March 31, 2027. Per Treasury Guidance for States, U.S. territories, metropolitan cities and counties with populations exceeding 250,000 residents, Collier County will also be required to submit a one-time Interim Report on August 31, 2021, and a Project and Expenditure Reports starting October 31, 2021, and then on a quarterly basis until 2027.

Given that the COVID-19 pandemic brought about an unprecedented leap – and precipitous drop – in Collier County unemployment, it is likely that recovery needs will evolve over the five-year project horizon. Additionally, as the County collaborates with implementation partners, projects and KPIs will be further defined to best express organizational capacities and the needs of populations served. As such, Expenditure Categories, Projects, KPIs, and Outcomes are likely to continue to change in the months and years to come, which this plan has emphasized throughout. As recommended in Treasury Guidance, the County will notify Treasury of substantial updates to the plan in months and years to come.

At this point, next steps will consist of finalizing subrecipient agreements and memorandums of understanding with all implementation partners. The County will also work with administration partners to build out the software data capture, project management, and reporting systems that underpin successful project deployment. Staff will work to create policies and procedures for County grant and assistance programs, targeting those disproportionately disadvantaged by the pandemic. An evaluation team will also begin “deep dive” activities to define impact evaluation and additional evidence bases where needed.

### Plan Amendments

Recognizing that Expenditure Category uses and Projects will evolve over time, amendments to the plan are anticipated. Amendments can be processed on a continual basis throughout the year and will be shown on an Amendment Log at the beginning of the document. The Amendment Log will note amendment number, date, content of amendment, level of approval that has approved the content, and affected pages.

All plan amendments will be routed to the County Manager for approval. For amendments involving re-allocations of over \$50,000, recommendation to accept updates via memorandum or agenda material will be provided to the Board.

All amendments will be carried out in accordance with existing Collier County Grants and Procurement policies and procedures.

This plan will be posted on a public-facing website for the entirety of project activities (until 2027). For questions, please contact the Collier County Community and Human Services Division at (239) 252-2273.

## **2022**

Collier County responded to numerous changes between submission of the 2021 Recovery Plan, the amended 2021 plan submitted to Treasury (Amendment 5), and the 2022 edition (Amendments 6 and 7). Five projects were added and five removed, in step with changing pandemic needs and local priorities. This included use of the Revenue Replacement Expenditure Category, removal of infrastructure projects, and additions of an affordable housing project and EMS capital expenditure project. Further, many of the County's centerpiece equity projects were re-crafted to better fit within Final Rule expenditure categories, and reasonable and proportional responses to identified impacts or impacted/disproportionately impacted populations.

Subrecipient agreements experienced continual adaptation during this timeframe. As Treasury guidance changed, so too did the corresponding agreements the County had in development. Key Performance Indicators were improved and evidence bases were updated. This led to delays in project roll-outs; ultimately a good development rather than to have projects in defunct Expenditure Categories or lacking justification, such as the reasonable and proportional response. Collier County collaborated with subrecipients to access the current need and realigned project budgets and expenditure categories to better serve the community.

Significant progress has been made pertaining to grant management software and oversight. Florida Gulf Coast University will continue to assist with project monitoring & evaluation, which may also impact projects and expenditure categories utilized in years to come.

