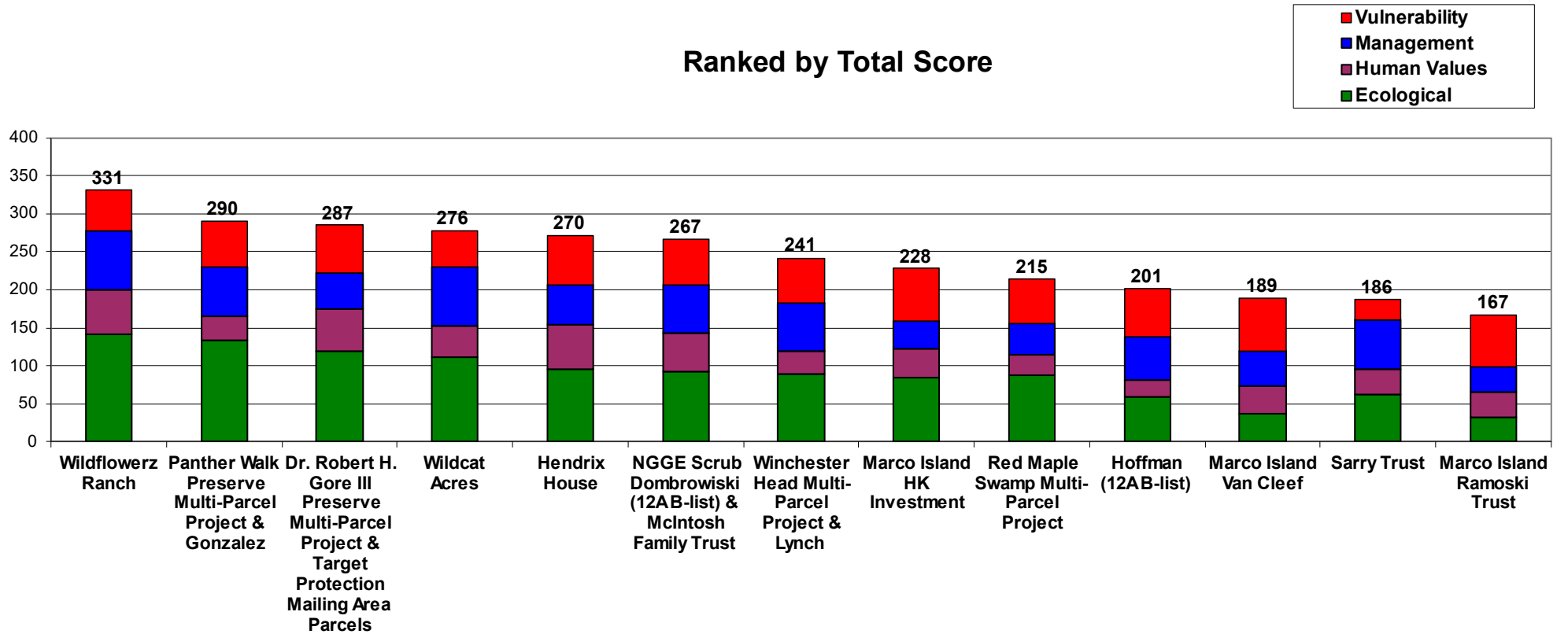


Name	Ecological Sub-Score	Human Values Sub-Score	Mngmt. Sub-Score	Vuln. Sub-Score	Total Score	Estimated Cost	Acres	Est. Cost per acre	Est. Init. Maint. Cost	Est. Init. Maint. Cost/Acre	Est. Annual Maint. Cost
Caracara Prairie - Wildcat Acres	111	41	78	47	276	TBD	73.60	TBD	\$31,000	\$421	\$18,900
Dr. Gore Preserve - Cypr Cove	120	54	48	64	287	TBD	10.00	TBD	\$25,000	\$2,500	\$22,500
Dr. Gore Preserve - Eid	120	54	48	64	287	TBD	2.27	TBD	\$1,135	\$500	\$568
Dr. Gore Preserve - Erickson	120	54	48	64	287	TBD	1.14	TBD	\$570	\$500	\$285
Dr. Gore Preserve - Parraga	120	54	48	64	287	TBD	2.81	TBD	\$1,405	\$500	\$703
Dr. Gore Preserve Pritchard	120	54	48	64	287	TBD	2.27	TBD	\$1,135	\$500	\$568
Dr. Gore Preserve Seepersad	120	54	48	64	287	TBD	1.14	TBD	\$570	\$500	\$285
Dr. Gore Preserve Sunny FL Investments	120	54	48	64	287	TBD	1.14	TBD	\$570	\$500	\$285
I-75/Evergl - Hendrix House	95	59	53	64	270	\$503,000	17.66	\$28,482	\$27,300	\$1,546	\$6,600
Marco Island - HK Investment	85	37	37	69	228	TBD	0.37	TBD	\$4,250	\$11,486	\$400
Marco Island - Ramoski Trust	32	34	32	69	167	TBD	0.40	TBD	\$4,500	\$11,250	\$400
Marco Island - Van Cleef	37	37	46	69	189	TBD	0.43	TBD	\$4,250	\$9,884	\$400
NGGE Scrub - McIntosh Family Tr	93	50	64	60	267	TBD	2.73	TBD	\$956	\$350	\$410
Panther Walk - Gonzalez	133	33	64	60	290	\$36,136	1.14	\$31,698	\$399	\$350	\$171
Sarry Trust	63	33	64	27	186	TBD	13.30	TBD	\$16,400	\$1,233	\$3,000
Wildflowerz Ranch	141	59	78	53	331	\$5,522,400	639.17	\$8,640	\$187,400	\$293	\$91,400
Winchester Head - Lynch	89	30	64	58	241	TBD	1.14	TBD	\$570	\$500	\$285
Dr. Gore Preserve MPP	120	54	48	64	287	TBD	377.20	TBD	\$188,600	\$500	\$94,300
Panther Walk Preserve MPP	133	33	64	60	290	\$11,890,000	375.10	\$31,698	\$131,285	\$350	\$56,265
Red Maple Swamp MPP	87	27	41	60	215	TBD	60.70	TBD	\$39,455	\$650	\$21,245
Winchester Head MPP	89	30	64	58	241	TBD	48.00	TBD	\$24,000	\$500	\$12,000
NGGE Scrub - Dombrowski (12A B-list)	93	50	64	60	267	TBD	1.14	TBD	\$399	\$350	\$171
Hoffman (12A B-list)	59	23	57	62	201	TBD	15.00	TBD	\$18,795	\$1,253	\$2,300

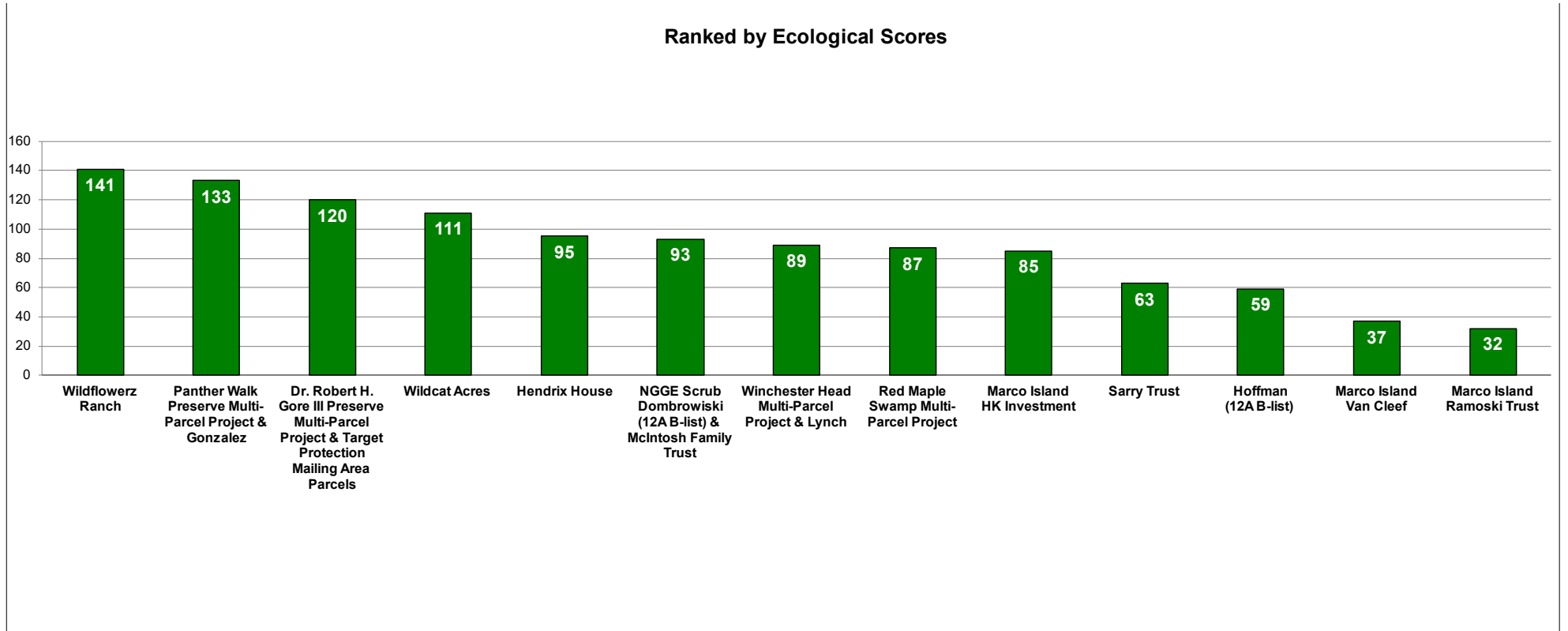
**Conservation Collier – Cycle 12B**

**Figure 1. Active Acquisition Parcels Arranged by Total ICSR Ecological, Human Value, Management, and Vulnerability Score**



**Conservation Collier – Cycle 12B**

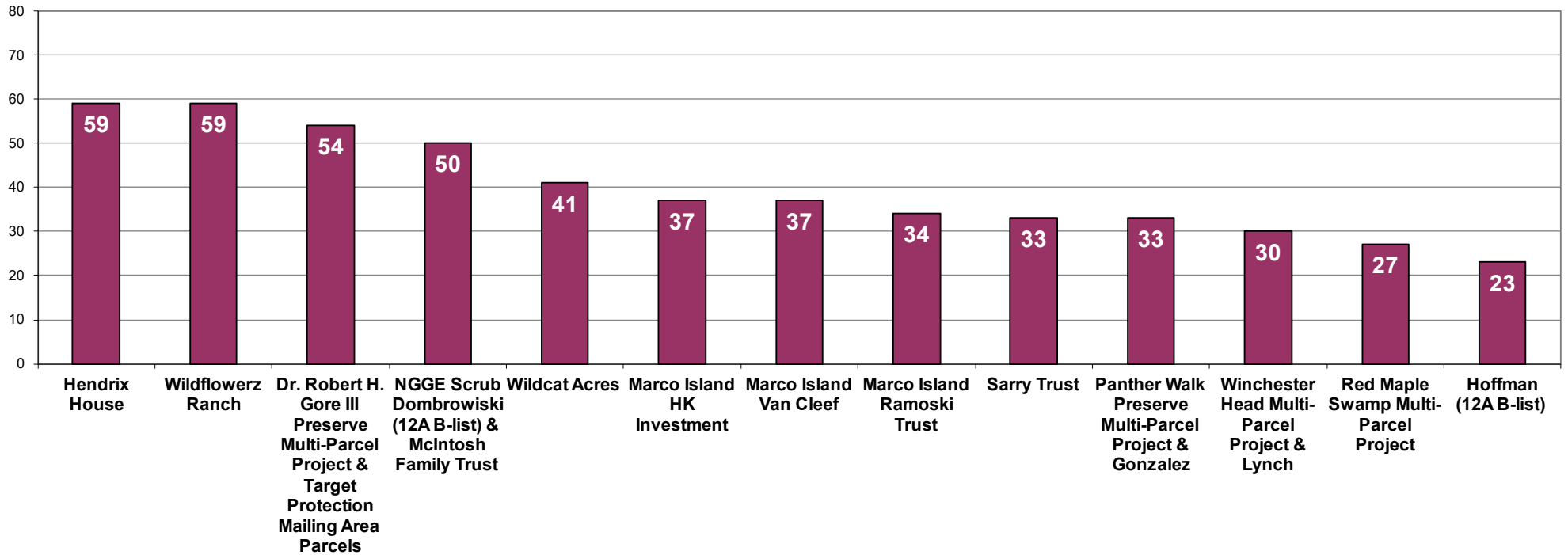
**Figure 2. Active Acquisition Parcels Arranged by ICSR Ecological Value Score**



**Conservation Collier – Cycle 12B**

**Figure 3. Active Acquisition Parcels Arranged by ICSR Human Value Score**

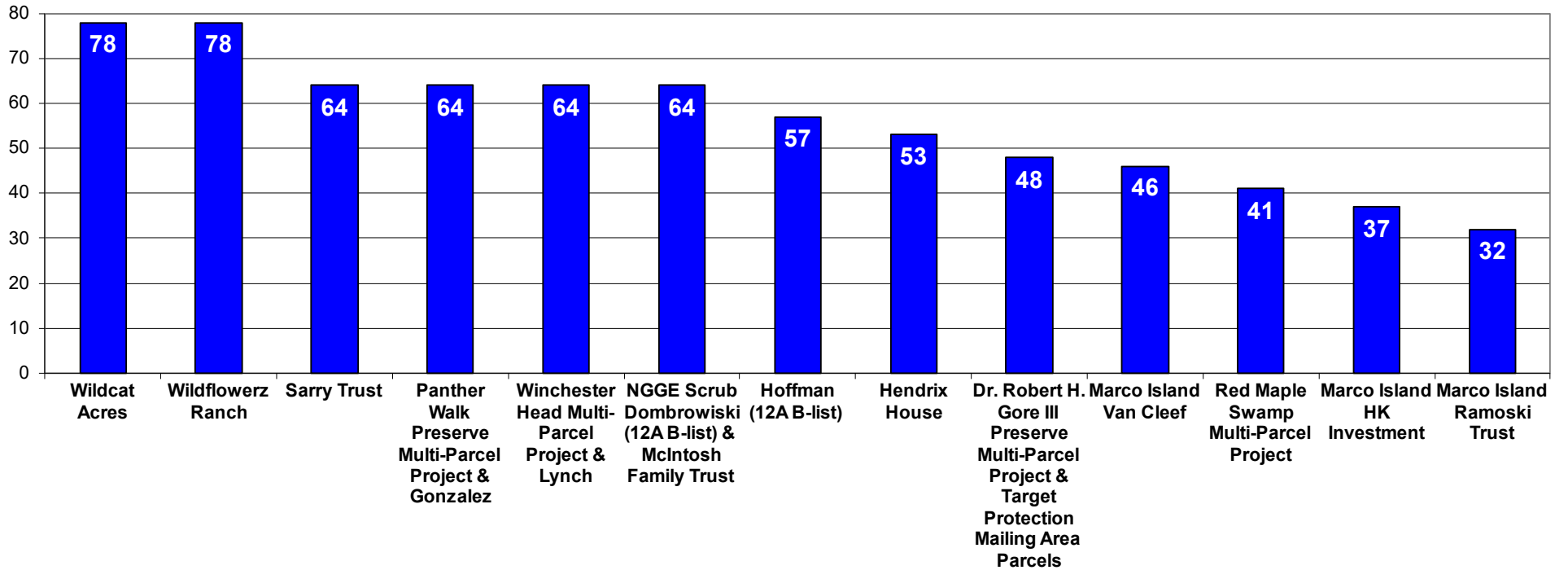
**Ranked by Human Value Scores**



**Conservation Collier – Cycle 12B**

**Figure 4. Active Acquisition Parcels Arranged by ICSR Management Score**

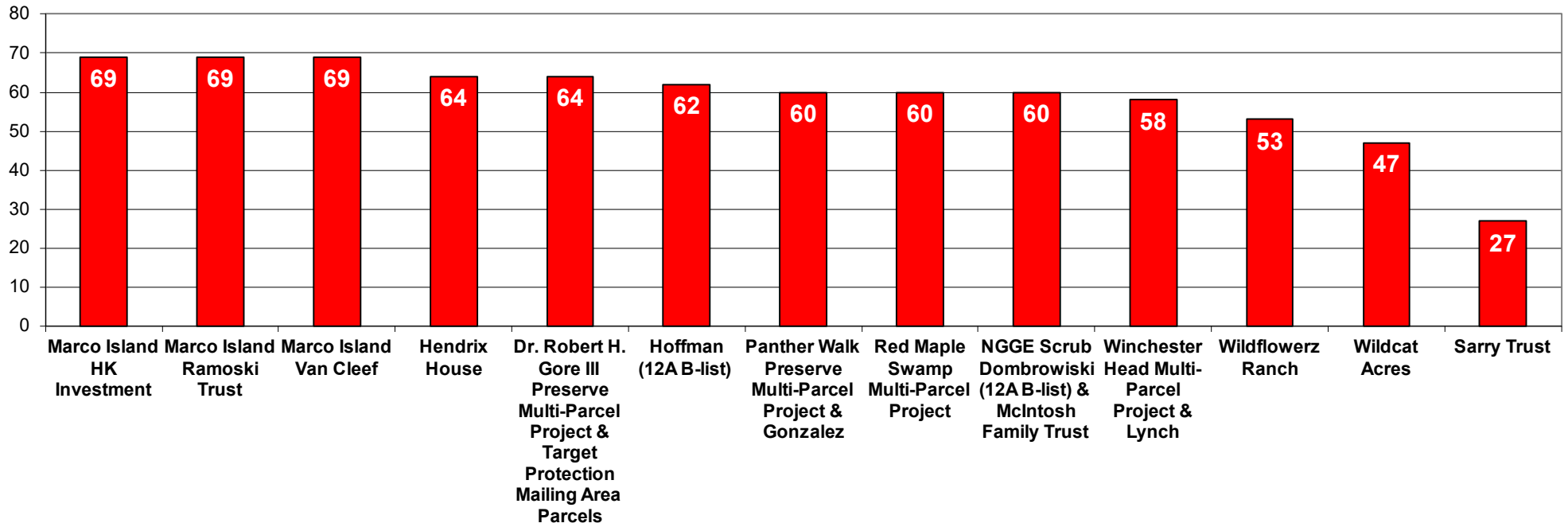
**Ranked by Management Scores**



**Conservation Collier – Cycle 12B**

**Figure 5. Active Acquisition Parcels Arranged by ICSR Vulnerability Score**

**Ranked by Vulnerability**



**Conservation Collier – Cycle 12B**

**Figure 6. Active Acquisition Parcels Arranged by Estimated Initial Exotics Management Cost Per Acre**

**Estimated Initial Exotics Management Cost Per Acre**

