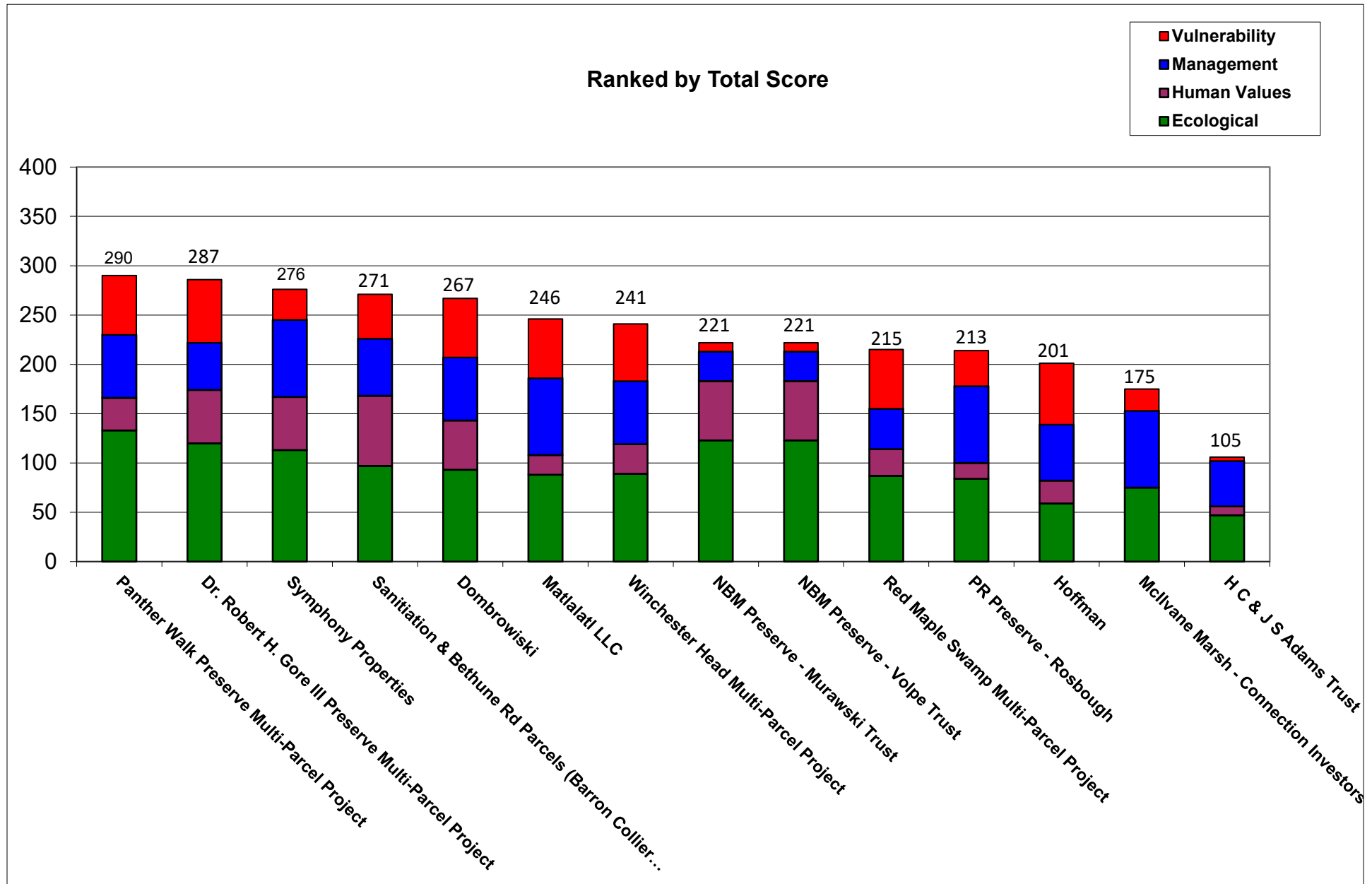


| Name | Ecolog. Sub-Score | Human Values Sub-Score | Manage. Sub-Score | Vulner. Sub-Score | Total Score | Est. Cost | Acreage Size | Est. Cost/Ac. | Est. Initial Maint. Cost | Est. Initial Maint. Cost/Acre | Est Annual Maint Cost |
|--|-------------------|------------------------|-------------------|-------------------|-------------|--------------|--------------|---------------|--------------------------|-------------------------------|-----------------------|
| Matlalatl LLC | 88 | 20 | 78 | 60 | 246 | \$3,400,000 | 2.83 | \$1,201,413 | \$24,170 | \$8,541 | \$23,680 |
| NBM Preserve - Murawski Trust | 123 | 60 | 30 | 9 | 221 | \$24,400 | 4.87 | \$5,010 | \$3,896 | \$800 | \$745 |
| NBM Preserve - Volpe Trust | 123 | 60 | 30 | 9 | 221 | \$50,000 | 8.50 | \$5,882 | \$6,800 | \$800 | \$13,000 |
| PR Preserve - Rosbough | 84 | 16 | 78 | 36 | 213 | \$278,000 | 32.50 | \$8,554 | \$6,700 | \$206 | \$3,250 |
| Symphony Properties | 113 | 54 | 78 | 31 | 276 | \$7,100,000 | 150.00 | \$47,333 | \$108,500 | \$723 | \$25,000 |
| Dr. Robert H. Gore III Preserve Multi-Parcel Project | 120 | 54 | 48 | 64 | 287 | \$9,068,121 | 400.50 | \$22,642 | \$60,150 | \$500 | \$30,075 |
| Panther Walk Preserve Multi-Parcel Project | 133 | 33 | 64 | 60 | 290 | \$11,587,269 | 391.70 | \$29,582 | \$137,095 | \$350 | \$58,755 |
| Red Maple Swamp Multi-Parcel Project | 87 | 27 | 41 | 60 | 215 | \$1,136,365 | 60.70 | \$18,721 | \$39,455 | \$650 | \$21,245 |
| Winchester Head Multi-Parcel Project | 89 | 30 | 64 | 58 | 241 | \$1,441,000 | 52.40 | \$27,500 | \$26,200 | \$500 | \$13,100 |
| Dombrowski | 93 | 50 | 64 | 60 | 267 | \$59,000 | 1.14 | \$51,754 | \$400 | \$351 | \$200 |
| H C & J S Adams Trust | 47 | 9 | 46 | 4 | 105 | \$36,900 | 4.34 | \$8,502 | \$8,000 | \$1,843 | \$750 |
| Hoffman | 59 | 23 | 57 | 62 | 201 | \$70,000 | 15.00 | \$4,667 | \$18,800 | \$1,253 | \$2,300 |
| McIlvane Marsh - Connection Investors Group | 75 | 0 | 78 | 22 | 175 | \$26,500 | 5.00 | \$5,300 | \$12,000 | \$2,400 | \$5,000 |
| Sanitation & Bethune Rd Parcels (Barron Collier Partnership) | 97 | 71 | 58 | 45 | 271 | \$4,810,000 | 370.00 | \$13,000 | \$387,400 | \$1,047 | \$68,525 |

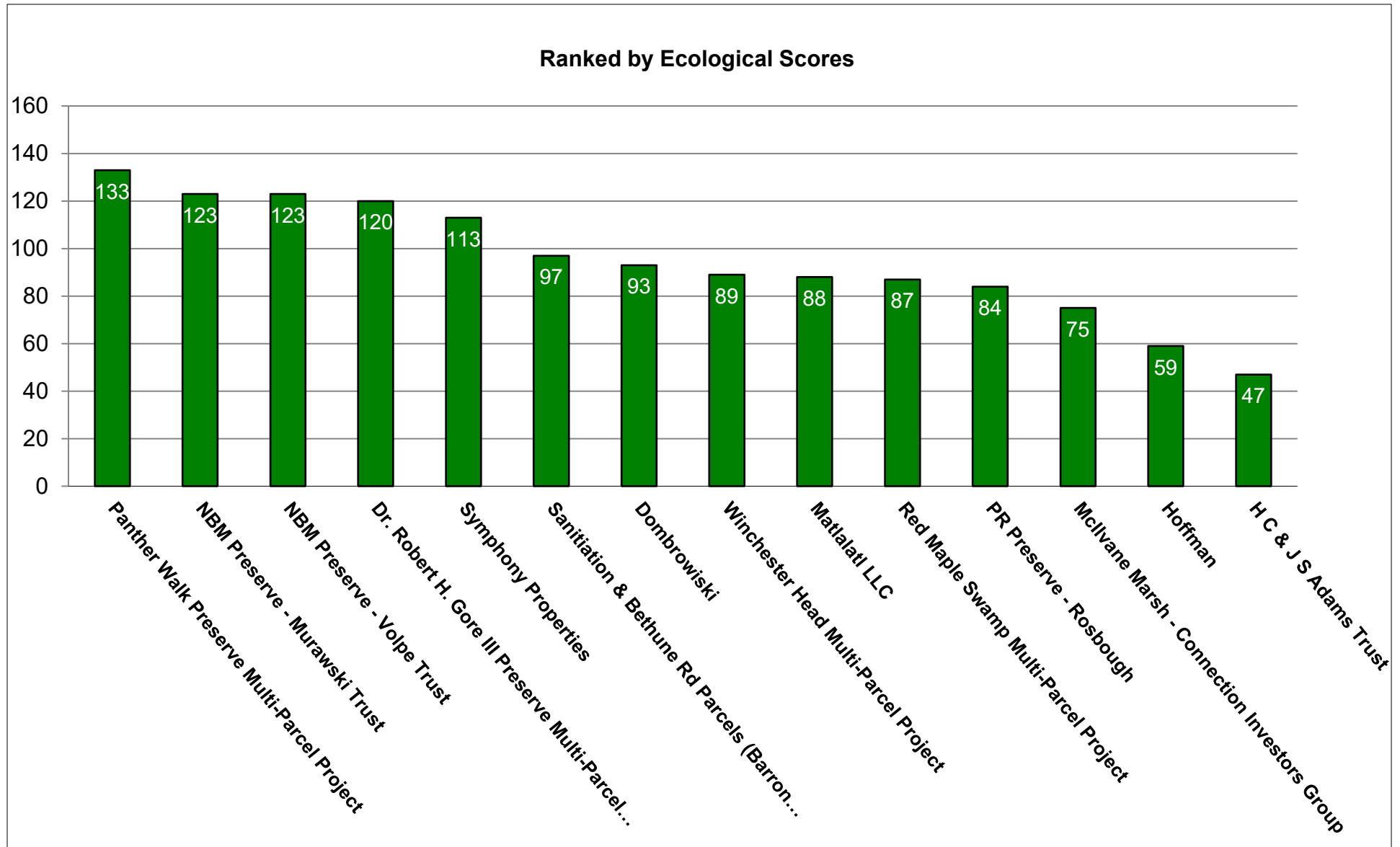
Conservation Collier – Cycle 12A

Figure 1. Active Acquisition Parcels Arranged by Total ICSR Ecological, Human Value, Management, and Vulnerability Score



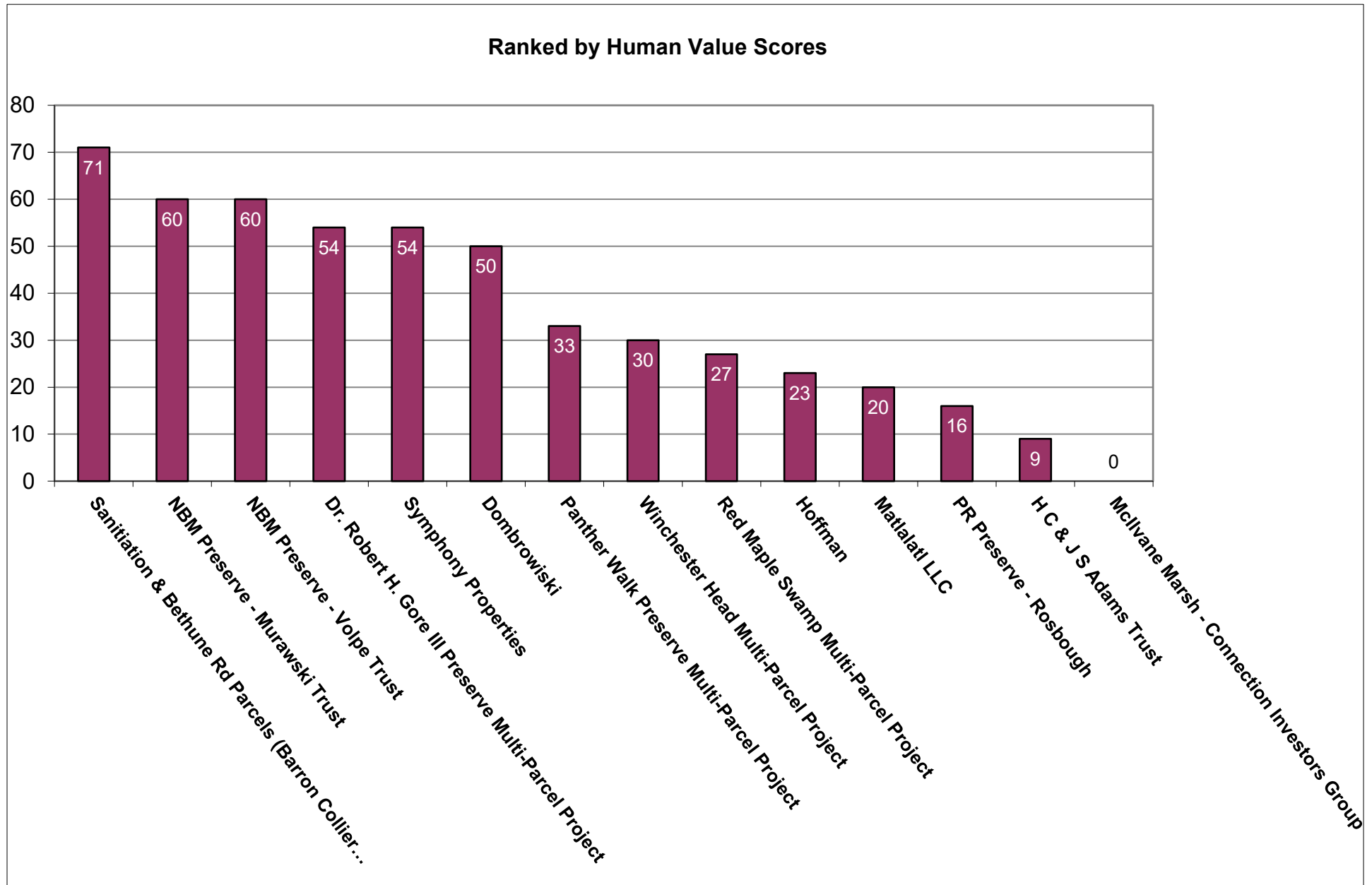
Conservation Collier – Cycle 12A

Figure 2. Active Acquisition Parcels Arranged by ICSR Ecological Value Score



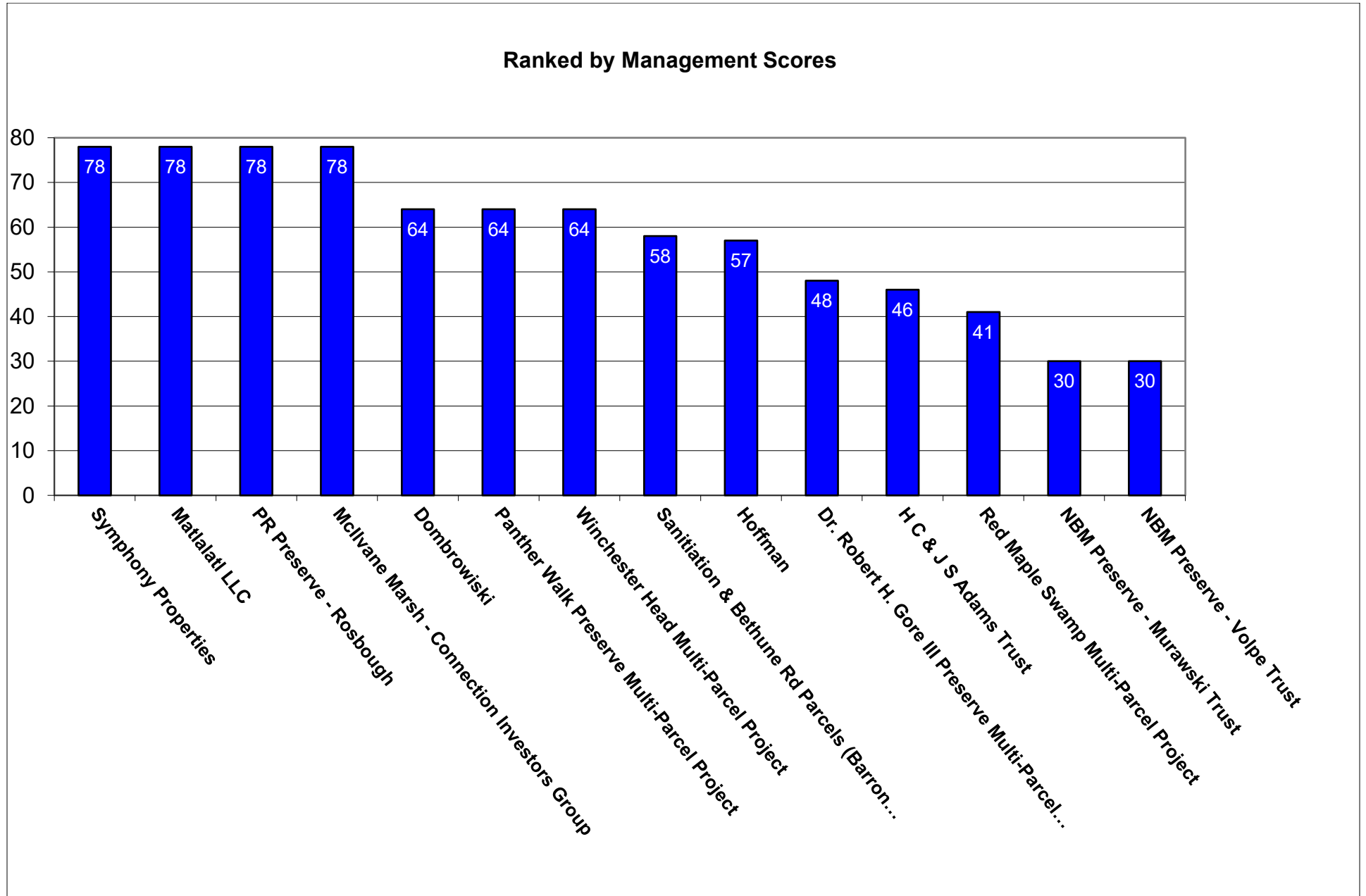
Conservation Collier – Cycle 12A

Figure 3. Active Acquisition Parcels Arranged by ICSR Human Value Score



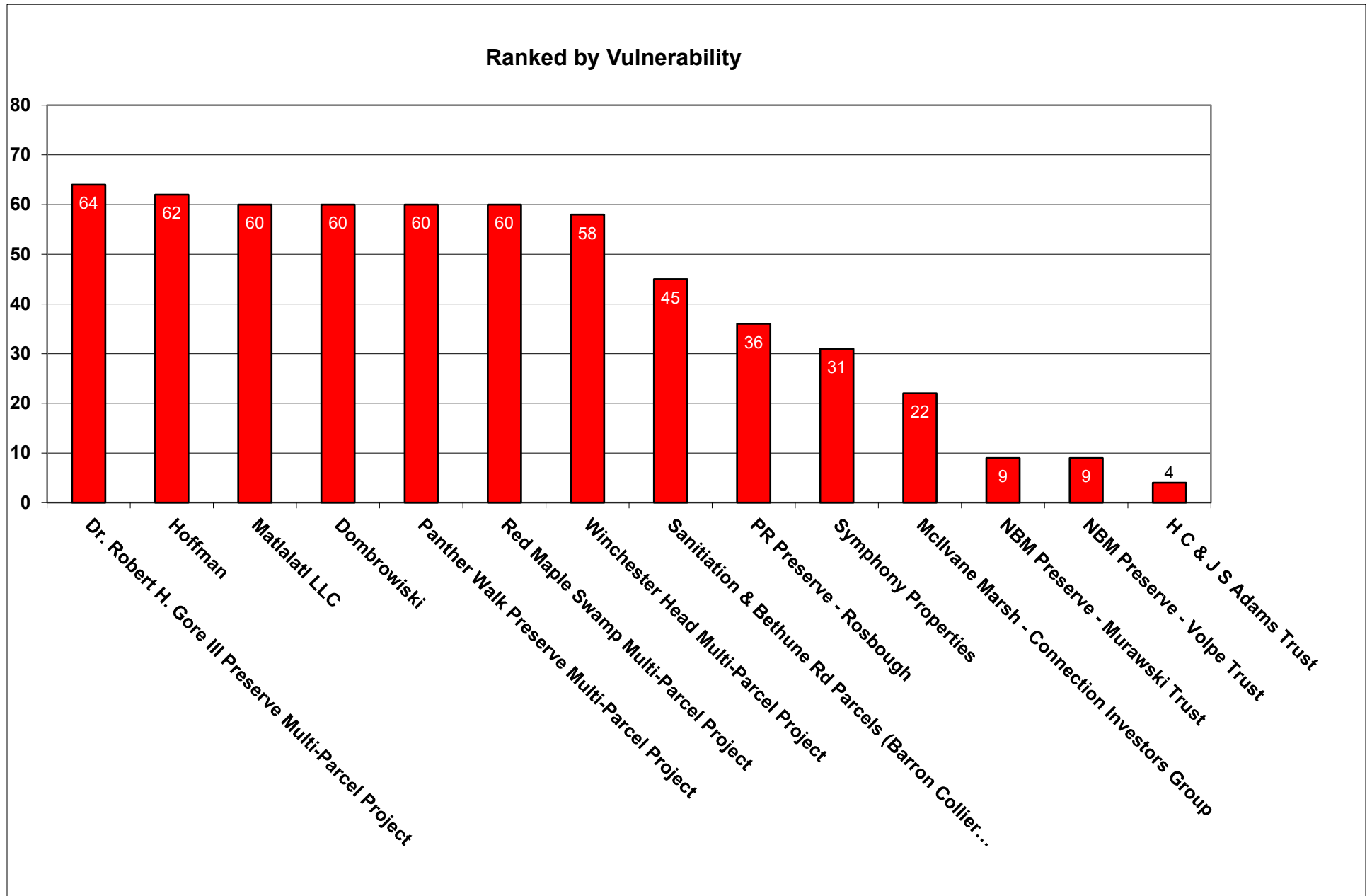
Conservation Collier – Cycle 12A

Figure 4. Active Acquisition Parcels Arranged by ICSR Management Score



Conservation Collier – Cycle 12A

Figure 5. Active Acquisition Parcels Arranged by ICSR Vulnerability Score



Conservation Collier – Cycle 12A

Figure 6. Active Acquisition Parcels Arranged by Estimated Initial Exotics Management Cost Per Acre

